


5536291

 <p style="text-align: center;">U.S. ENVIRONMENTAL PROTECTION AGENCY Office of Pesticide Programs Registration Division (H7505C) 401 "M" St., S.W. Washington, D.C. 20460</p> <p style="text-align: center;"><b>NOTICE OF PESTICIDE:</b> <input checked="" type="checkbox"/> Registration <input type="checkbox"/> Reregistration</p> <p>(under FIFRA, as amended)</p>	<p>EPA Reg. Number: <b>10182-432</b></p>	<p>Date of Issuance: <b>JUN 30 1998</b></p>
	<p>Term of Issuance: <b>Conditional</b></p>	
	<p>Name of Pesticide Product: <b>AMBUSH 4E Insecticide</b></p>	
<p>Name and Address of Registrant (include ZIP Code): <b>Zeneca Ag Products 1800 Concord Pike P.O. Box 15458 Wilmington, DE 19850-5458</b></p>		
<p><b>Note:</b> Changes in labeling differing in substance from that accepted in connection with this registration must be submitted to and accepted by the Registration Division prior to use of the label in commerce. In any correspondence on this product always refer to the above EPA registration number.</p>		
<p>On the basis of information furnished by the registrant, the above named pesticide is hereby registered/reregistered under the Federal Insecticide, Fungicide and Rodenticide Act.</p> <p>Registration is in no way to be construed as an endorsement or recommendation of this product by the Agency. In order to protect health and the environment, the Administrator, on his motion, may at any time suspend or cancel the registration of a pesticide in accordance with the Act. The acceptance of any name in connection with the registration of a product under this Act is not to be construed as giving the registrant a right to exclusive use of the name or to its use if it has been covered by others.</p> <p style="text-align: center;"><b>This product is conditionally registered in accordance with FIFRA sec. 3(c)(7)(A) provided that you:</b></p> <ol style="list-style-type: none"> <li>1. Submit and/or cite all data required for registration/reregistration of your product under FIFRA sec. 3(c)(5) when the Agency requires all registrants of similar products to submit such data; and submit acceptable responses required for reregistration of your product under FIFRA section 4.</li> <li>2. Make the labeling changes listed below before you release the product for shipment:             <ol style="list-style-type: none"> <li>a. Add the phase "EPA Registration No. 10182-432".</li> <li>b. Add after "WARNING-AVISO" "Si usted no entiende la etiqueta, busque a alguien para que se la explique a usted en detalle. (If you do not understand the label, find someone to explain it to you in detail.)".</li> </ol> </li> </ol>		
<p>Signature of Approving Official:</p>		<p>Date:</p>

c. Move "If On Skin" to beginning of Statement of Practical Treatment since it represents the most severe route of exposure.

d. The PPE under "Hazards to Humans and Domestic Animals", Personal Protective Equipment, and Early ReEntry must be the same. The PPE under Hazards to Humans xx.etc" is the correct wording for this product.

e. Under Precautionary Statements and Personal Protective Equipment sections add "When mixing, loading, and cleaning equipment wear a chemical resistant apron. For Overhead Exposure wear chemical resistant headgear."

3. Submit two (2) copies of your final printed labeling before you release the product for shipment.

If these conditions are not complied with, the registration will be subject to cancellation in accordance with FIFRA section 6(e). Your release for shipment of the product constitutes acceptance of these conditions.

A stamped copy of the label is enclosed for your records.

Enclosure

3/25

**RESTRICTED USE PESTICIDE**  
**Due to Toxicity to Fish and Aquatic Organisms**

For retail sale to and use only by Certified Applicators, or persons under their direct supervision,  
and only for those uses covered by the Certified Applicator's certification.

**AMBUSH® 4E Insecticide**

**KEEP OUT OF REACH OF CHILDREN**

**CAUTION WARNING - AVISO**

*8.000-1 S.A. 2/1/98*

**ACTIVE INGREDIENT:**

**Permethrin**

(3-Phenoxyphenyl)methyl(±)-*cis, trans*-3-(2,2-dichloroethenyl)-2,2-dimethylcyclopropanecarboxylate\*

.....	44.6%
<b>INERT INGREDIENTS**</b> .....	<b>55.4%</b>
<b>TOTAL</b> .....	<b>100.0%</b>

\**Cis trans* ratio: Min. 35% (±) *cis* and max. 65% (±) *trans*. AMBUSH 4E Insecticide contains 4 pounds active ingredient per gallon and is an emulsifiable concentrate.

\*\*This product contains petroleum distillates

EPA Reg. No. 10182-

**STATEMENT OF PRACTICAL TREATMENT**

~~IF SWALLOWED: Call a doctor or get medical attention. Do not induce vomiting. Do not give anything by mouth to an unconscious person. Avoid alcohol. Call a physician or Poison Control Center. Do not induce vomiting. Drink promptly a large quantity of milk, egg whites, gelatin solution, or if these are not available, drink large quantities of water. Avoid alcohol.~~

~~IF ON SKIN: Wash with plenty of soap and water. Get medical attention, if irritation persists.~~

~~IF INHALED: Remove victim to fresh air. If not breathing, give artificial respiration preferably mouth-to-mouth. Get medical attention.~~

~~IF IN EYES: Flush eyes with plenty of water. Call a physician if irritation persists.~~

~~Note to Physicians: Probable mucosal damage may contraindicate the use of gastric lavage. May cause an aspiration pneumonia hazard.~~

With COMMENTS  
in EPA Letter Dated

**JUN 30 1998**

Under the Federal Insecticide,  
Fungicide, and Rodenticide Act  
as amended, for the pesticide  
registered under EPA Reg. No.

10182-432

---

FOR 24-HOUR EMERGENCY MEDICAL ASSISTANCE, CALL 1-800-F-A-S-T-M-E-D (327-8633).

FOR CHEMICAL EMERGENCY: Spill, leak, fire, exposure, or accident call CHEMTREC  
1-800-424-9300.

---

.....  
.....  
.....  
.....  
.....  
.....  
.....  
.....  
.....  
.....

---

**RESTRICTED USE PESTICIDE**  
**Due to Toxicity to Fish and Aquatic Organisms**

For retail sale to and use only by Certified Applicators, or persons under their direct supervision, and only for those uses covered by the Certified Applicator's certification.

---

**AMBUSH® 4E Insecticide**

**CONDITIONS OF SALE  
AND LIMITATION OF WARRANTY AND LIABILITY**

---

**NOTICE:** Read the entire Directions for Use and Conditions of Sale and Limitation of Warranty and Liability before buying or using this product. If the terms are not acceptable, return the product at once, unopened, and the purchase price will be refunded.

---

The Directions for Use of this product should be followed carefully. It is impossible to eliminate all risks inherently associated with the use of this product. Crop injury, ineffectiveness or other unintended consequences may result because of such factors as manner of use or application, weather or crop conditions, presence of other materials or other influencing factors in the use of the product, which are beyond the control of ZENECA or Seller. All such risks shall be assumed by Buyer and User, and Buyer and User agree to hold ZENECA and Seller harmless for any claims relating to such factors.

ZENECA warrants that this product conforms to the chemical description on the label and is reasonably fit for the purposes stated in the Directions for Use, subject to the inherent risks referred to above, when used in accordance with directions under normal use conditions. This warranty does not extend to the use of this product contrary to label instructions, or under abnormal conditions or under conditions not reasonably foreseeable to or beyond the control of Seller or ZENECA, and Buyer and User assume the risk of any such use. ZENECA MAKES NO WARRANTIES OF MERCHANTABILITY OR OF FITNESS FOR A PARTICULAR PURPOSE NOR ANY OTHER EXPRESS OR IMPLIED WARRANTY EXCEPT AS STATED ABOVE.

In no event shall ZENECA or Seller be liable for any incidental, consequential or special damages resulting from the use or handling of this product. **THE EXCLUSIVE REMEDY OF THE USER OR BUYER, AND THE EXCLUSIVE LIABILITY OF ZENECA AND SELLER FOR ANY AND ALL CLAIMS, LOSSES, INJURIES OR DAMAGES (INCLUDING CLAIMS BASED ON BREACH OF WARRANTY, CONTRACT, NEGLIGENCE, TORT, STRICT LIABILITY OR OTHERWISE) RESULTING FROM THE USE OR HANDLING OF THIS PRODUCT, SHALL BE THE RETURN OF THE PURCHASE PRICE OF THE PRODUCT OR, AT THE ELECTION OF ZENECA OR SELLER, THE REPLACEMENT OF THE PRODUCT.**






TABLE OF CONTENTS

Page

<b>STATEMENT OF PRACTICAL TREATMENT</b> .....	
<b>PRECAUTIONARY STATEMENTS</b> .....	
Hazards to Humans and Domestic Animals .....	
Personal Protective Equipment .....	
Environmental Hazards .....	
Physical and Chemical Hazards .....	
<b>DIRECTIONS FOR USE</b> .....	
Agricultural Use Requirements .....	
Storage and Disposal .....	
General Instructions .....	
Chemigation .....	
Use Precautions - Sprinkler Irrigation Application .....	
<b>DIRECTIONS FOR APPLICATION</b> .....	
<b>COLE CROPS - Brassica Leafy Vegetables</b> .....	
Broccoli .....	
Brussels Sprouts .....	
Cabbage .....	
Cauliflower .....	
Chinese Broccoli .....	
Chinese Cabbage .....	
Collards .....	
<b>CUCURBIT VEGETABLES</b> .....	
Cucurbit Vegetables .....	
<b>FRUITING VEGETABLES</b> .....	
Eggplant .....	
Peppers (Bell) .....	
Tomatoes .....	
<b>LEAFY VEGETABLES</b> .....	
Leafy Vegetables (Except Brassica) .....	
<b>ROOT, TUBER AND BULB VEGETABLES</b> .....	
Horseradish .....	
Onions .....	
Potatoes .....	
Turnips (FL, GA, IL, IN, OK, SC, TX, WA ONLY) .....	
<b>CEREAL GRAINS</b> .....	
Field Corn/Popcorn/Field Corn Grown for Seed (Preemergent Use) .....	
Field Corn/Popcorn/Field Corn Grown for Seed (Foliar Use) .....	
Sweet Corn .....	
Sweet Corn (Florida Only) .....	
<b>TREE CROPS</b> .....	
Almonds .....	
Apples .....	
Avocados .....	
Cherries .....	
Filberts .....	
Papaya (Florida Only) .....	
Peaches .....	
Pears (Dormant) .....	
Pears (Pre-bloom) .....	
Pistachios .....	







### PRECAUTIONARY STATEMENTS

#### HAZARDS TO HUMANS AND DOMESTIC ANIMALS

##### ~~CAUTION WARNING - AVISO~~

~~HARMFUL IF SWALLOWED, ABSORBED THROUGH SKIN OR INHALED. CAUSES MODERATE EYE IRRITATION. PROLONGED OR FREQUENTLY REPEATED SKIN CONTACT MAY CAUSE ALLERGIC REACTIONS IN SOME INDIVIDUALS. Avoid contact with skin, eyes or clothing. Avoid breathing vapor or spray mist. Wash thoroughly with soap and water after handling. Remove contaminated clothing and wash clothing before reuse.~~

~~CAUSES SKIN IRRITATION. HARMFUL IF SWALLOWED OR ABSORBED THROUGH SKIN. AVOID CONTACT WITH EYES. PROLONGED OR FREQUENTLY REPEATED SKIN CONTACT MAY CAUSE ALLERGIC REACTION IN SOME INDIVIDUALS. Do not get on skin or on clothing. Wear coveralls worn over short-sleeved shirt and short pants, socks and chemical resistant footwear and chemical resistant gloves (such as Nitrile, Butyl, Neoprene, and/or Barrier Laminate). Wash thoroughly with soap and water after handling. Remove contaminated clothing and wash clothing before reuse.~~

#### PERSONAL PROTECTIVE EQUIPMENT

Some materials that are chemical-resistant to this product are listed below. If you want more options, follow the instructions for category F on an EPA chemical resistance category selection chart.

Applicators and other handlers must wear:

- Long-sleeved shirt and long pants.
- Chemical-resistant gloves, such as Barrier Laminate or Butyl Rubber ≥ 14 mils or Nitrile Rubber ≥ 14 mils or Viton ≥ 14 mils.
- Shoes plus socks.

Follow manufacturer's instructions for cleaning/maintaining PPE. If no such instructions for washables, use detergent and hot water. Keep and wash PPE separately from other laundry.

When handlers use closed systems, enclosed cabs, or aircraft in a manner that meets the requirements listed in the Worker Protection Standard (WPS) for agricultural pesticides [40 CFR 170.240(d)(4-6)], the handler PPE requirements may be reduced or modified as specified in the WPS.

**IMPORTANT:** When reduced PPE is worn because a closed system is being used, handlers must be provided all PPE specified above for "applicators and other handlers" and have such PPE immediately available for use in an emergency, such as a spill or equipment breakdown.

---

#### User Safety Recommendations


Users should:

- Wash hands before eating, drinking, chewing gum, using tobacco or using the toilet.
  - Remove clothing immediately if pesticide gets inside. Then wash thoroughly and put on clean clothing.
  - Remove PPE immediately after handling this product. Wash the outside of gloves before removing. As soon as possible, wash thoroughly and change into clean clothing.
-

**ENVIRONMENTAL HAZARDS**

This pesticide is extremely toxic to fish and aquatic invertebrates. Do not apply directly to water or to areas where surface water is present or to intertidal areas below the mean high water mark. Do not contaminate water when cleaning equipment or disposing of equipment washwaters. Do not apply when weather conditions favor drift from treated areas. Drift and runoff from treated areas may be hazardous to aquatic organisms in neighboring areas.

This product is highly toxic to bees exposed to direct treatment or residues on blooming crops or weeds. Do not apply this product or allow it to drift to blooming crops or weeds if bees are visiting the treatment area.



### DIRECTIONS FOR USE

It is a violation of Federal law to use this product in a manner inconsistent with its labeling.

Do not apply this product in a way that will contact workers or other persons, either directly or through drift. Only protected handlers may be in the area during application. For any requirements specific to your State or Tribe, consult the agency responsible for pesticide regulation.

### AGRICULTURAL USE REQUIREMENTS

Use this product only in accordance with its labeling and with the Worker Protection Standard, 40 CFR part 170. This Standard contains requirements for the protection of agricultural workers on farms, forests, nurseries, and greenhouses, and handlers of agricultural pesticides. It contains requirements for training, decontamination, notification, and emergency assistance. It also contains specific instructions and exceptions pertaining to the statements on this label about personal protective equipment (PPE) and restricted-entry interval. The requirements in this box only apply to uses of this product that are covered by the Worker Protection Standard.

Do not enter or allow worker entry into treated areas during the restricted entry interval (REI) of 12 hours.

~~PPE required~~ For early reentry to treated areas that is permitted under the Worker Protection Standard and that involves contact with anything that has been treated, such as plants, soil, or water, wear:

- Coveralls over long-sleeved shirt and long pants.
- Chemical-resistant gloves, such as Barrier Laminate or Butril Rubber  $\geq$  14 mils or Nitrile Rubber  $\geq$  14 mils or Viton  $\geq$  14 mils (such as Nitrile, Butyl, Neoprene and/or Barrier Laminate).
- Shoes plus Socks and chemical resistant footwear.

---

## STORAGE AND DISPOSAL

**PROHIBITIONS:** Do not contaminate water food or feed by storage and disposal. Open dumping is prohibited. Do not reuse empty container.

**STORAGE:** Keep container closed when not in use. Do not store near food or feed. Protect from freezing. In case of spill or leak on floor or paved surfaces, soak up with sand, earth or synthetic absorbent. Remove to chemical waste area.

**PESTICIDE DISPOSAL:** Pesticide wastes are toxic. Improper disposal of excess pesticide, spray mixture or rinsate is a violation of Federal law. If these wastes cannot be disposed of by use according to label instructions contact your State Pesticide or Environmental Control Agency, or the Hazardous Waste representative at the nearest EPA Regional Office for guidance.

### CONTAINER DISPOSAL:

**Metal Containers:** Triple rinse (or equivalent). Then offer for recycling or reconditioning, or puncture and dispose of in a sanitary landfill, or by other procedures approved by state and local authorities.

**Plastic Containers:** Triple rinse (or equivalent). Then offer for recycling or reconditioning, or puncture and dispose of in a sanitary landfill, or by incineration, or, if allowed by state and local authorities, by burning. If burned, stay out of smoke.

**Glass Containers:** Triple rinse (or equivalent). Then dispose of in a sanitary landfill, or by other approved state and local procedures.

### FOR BULK AND MINI-BULK CONTAINERS:

**Container Disposal:** Reseal container and offer for reconditioning or triple rinse (or equivalent), and offer for recycling or reconditioning, or clean in accordance with manufacturer's instructions.

**Container Precautions:** Before refilling, inspect thoroughly for damage such as cracks, punctures, bulges, dents, abrasions and damaged or worn threads on closure devices.

**REFILL ONLY WITH AMBUSH 4E Insecticide.** The contents of this container cannot be completely removed by cleaning. Refilling with materials other than AMBUSH 4E Insecticide will result in contamination and may weaken container. After filling and before transporting, check for leaks. Do not refill or transport damaged or leaking container.

**CONTAINER IS NOT SAFE FOR FOOD, FEED OR DRINKING WATER.**

---

## GENERAL INSTRUCTIONS

Apply AMBUSH 4E Insecticide as shown in "Directions for Application". Use sufficient water to obtain full coverage of foliage. Timing and frequency of applications should be based upon insect populations reaching economic thresholds. The higher rates may be required under conditions of heavy infestation. Do not apply more than 2.0 lbs ai per acre per season. Crops in this label may be planted immediately after last treatment. Do not plant other crops within 60 days after last application. Any other crop may be planted if it is not harvested or grazed.

**Resistance:** Some insects are known to develop resistance to products used repeatedly for control. Because the development of resistance cannot be predicted, the use of this product should conform to resistance management strategies established for the use area. Consult your Local or State Agricultural Authorities for details.

If resistance to this product develops in your area, this product, or other products with a similar mode of action, may not provide adequate control. If poor performance cannot be attributed to improper application or extreme weather conditions, a resistant strain of insect may be present. If you experience difficulty with control and resistance is a reasonable cause, immediately consult your local company representative or agricultural advisor for the best alternative method of control for your area.

**CHEMIGATION**

**SPRINKLER IRRIGATION APPLICATION:** Apply AMBUSH 4E Insecticide at rates and timing described elsewhere in this label. Apply with center pivot or continuous-move equipment distributing 1/2 acre-inch or less during treatment. If stationary (solid sets, handlines or wheel lines other than continuous-move) are used, AMBUSH 4E Insecticide should be injected into no more than the last 20-30 minutes of the set. Do not apply when winds are greater than 10-15 mph to avoid drifts or wind skips. Thorough coverage of foliage is required for good control. Good agitation should be maintained during the entire application period.

**USE PRECAUTIONS - SPRINKLER IRRIGATION APPLICATION**

- A. Apply this product only through (sprinkler including center pivot, lateral move, end tow, side [wheel] roll, traveler, big gun, solid set, or hand move) irrigation system(s). Do not apply this product through any other type of irrigation system.
- B. Crop injury, lack of effectiveness, or illegal pesticide residues in the crop can result from nonuniform distribution of treated water.
- C. If you have questions about calibration, you should contact State Extension Service specialists, equipment manufacturers or other experts.
- D. Do not connect an irrigation system (including greenhouse systems) used for pesticide application to a public water system unless the pesticide label-prescribed safety devices for public water systems are in place.
- E. A person knowledgeable of the chemigation system and responsible for its operation, or under the supervision of the responsible person, shall shut the system down and make necessary adjustments should the need arise.
- F. The system must contain a functional check valve, vacuum relief valve, and low pressure drain appropriately located on the irrigation pipeline to prevent water-source contamination from backflow.

- G. The pesticide injection pipeline must also contain a functional, automatic, quick-closing check valve to prevent the flow of fluid back toward the injection pump.
- H. The pesticide injection pipeline must also contain a functional, normally closed, solenoid-operated valve located on the intake side of the injection pump and connected to the system interlock to prevent fluid from being withdrawn from the supply tank when the irrigation system is either automatically or manually shut down.
- I. The system must contain functional interlocking controls to automatically shut off the pesticide injection pump when the water pump motor stops.
- J. The irrigation line or water pump must include a functional pressure switch which will stop the water pump motor when the water pressure decreases to the point where pesticide distribution is adversely affected.
- K. Systems must use a metering pump, such as a positive displacement injection pump (e.g., diaphragm pump) effectively designed and constructed of materials that are compatible with pesticides and capable of being fitted with a system interlock.
- L. Do not apply when wind speed favors drift beyond the area intended for treatment.
- M. Do not apply through chemigation systems connected to public water systems.

DIRECTIONS FOR APPLICATION			
CROP	TARGET PESTS	RATE LBS A/A (OZ/A)	REMARKS
COLE CROPS - Brassica Leafy Vegetables			
Broccoli	Cabbage Looper Imported Cabbageworm Diamondback Moth Cabbage Aphid <sup>a</sup>	0.05-0.1 (1.6-3.2)	Apply by air or ground equipment. By air, apply in a minimum of 2 gallons of water per acre. By ground, apply in a minimum of 10 gallons of water per acre. Use sufficient water to obtain full coverage of foliage. Apply every 5 days or as needed. Do not apply more than 0.8 lbs. a.i. per acre per season. Do not apply within 1 day of harvest.
Brussels Sprouts	Cabbage Looper Imported Cabbageworm Diamondback Moth Cabbage Aphid <sup>a</sup>	0.05-0.1 (1.6-3.2)	Apply by air or ground equipment. By air, apply in a minimum of 2 gallons of water per acre. By ground, apply in a minimum of 10 gallons of water per acre. Use sufficient water to obtain full coverage of foliage. Apply as needed. Do not apply more than 0.8 lbs. a.i. per acre per season. Do not apply within 1 day of harvest.
Cabbage	Cabbage Looper Imported Cabbageworm Diamondback Moth Cabbage Aphid <sup>a</sup>	0.05-0.2 (1.6-6.4)	Apply by air or ground equipment. By air, apply in a minimum of 2 gallons of water per acre. By ground, apply in a minimum of 10 gallons of water per acre. Use sufficient water to obtain full coverage of foliage. Apply every 5-10 days or as needed. Do not apply more than 1.0 lb. a.i. per acre per season. Do not apply within 1 day of harvest.
Cauliflower	Cabbage Looper Imported Cabbageworm Diamondback Moth Cabbage Aphid <sup>a</sup>	0.05-0.1 (1.6-3.2)	Apply by air or ground equipment. By air, apply in a minimum of 2 gallons of water per acre. By ground, apply in a minimum of 10 gallons of water per acre. Use sufficient water to obtain full coverage of foliage. Apply every 5 days or as needed. Do not apply more than 0.8 lbs. a.i. per acre per season. Do not apply within 1 day of harvest.
Chinese Broccoli <sup>b</sup> (gai lan, white flowering)	Cabbage Looper Imported Cabbageworm Diamondback Moth Cabbage Aphid <sup>a</sup>	0.05-0.1 (1.6-3.2)	Apply by air or ground equipment. By air, apply in a minimum of 2 gallons of water per acre. By ground, apply in a minimum of 10 gallons of water per acre. Use sufficient water to obtain full coverage of foliage. Apply every 5 days or as needed. Do not apply more than 0.8 lbs. a.i. per acre per season. Do not apply within 1 day of harvest.
Chinese Cabbage (Tight-heading varieties only)	Cabbage Looper Imported Cabbageworm Diamondback Moth Cabbage Aphid <sup>a</sup>	0.05-0.2 (1.6-6.4)	Apply by air or ground equipment. By air, apply in a minimum of 2 gallons of water per acre. By ground, apply in a minimum of 10 gallons of water per acre. Use sufficient water to obtain full coverage foliage. Apply every 5-10 days or as needed. Do not apply more than 1.0 lb. a.i. per acre per season. Do not apply within 1 day of harvest.
Collards (NC, SC, GA, AZ, OK, TX, AR, IL only)	Cabbage Looper Imported Cabbageworm Diamondback Moth Cabbage Aphid <sup>a</sup>	0.05-0.1 (1.6-3.2)	Apply by ground equipment only. Apply in a minimum of 10 gallons of water per acre. Spray using sufficient water to obtain uniform coverage. Apply as needed. Do not exceed 8 applications. Do not apply within 1 day of harvest.



DIRECTIONS FOR APPLICATION			
CROP	TARGET PESTS	RATE LBS A/A (OZ/A)	REMARKS
<b>CUCURBIT VEGETABLES<sup>c</sup></b>			
Cucurbit Vegetables <sup>c</sup>	Leafminer and Squash Bug	0.2 6.4	Apply by air or ground equipment. Apply a minimum of 4 gallons of finished spray per acre by air or 20 gallons of finished spray per acre with ground equipment. Do not apply more than 1.6 pounds active ingredient per acre per season. AMBUSH 4E Insecticide may be applied up to harvest.
	Cabbage Looper Cucumber Beetle (adult) Cutworms Melon Worm Pickleworm Plant Bugs (including Lygus and Stink Bug) Rindworms Squash Vine Borer	0.1-0.2 (3.2-6.4)	
<b>FRUITING VEGETABLES</b>			
Eggplant	Colorado Potato Beetle	0.2 (6.4)	Apply by air or ground equipment. By air, apply in a minimum of 2 gallons of water per acre. By ground, apply in a minimum of 10 gallons of water per acre. Use sufficient water to obtain uniform coverage. Apply as needed. Do not apply more than 2.0 lbs. a.i. per acre per season. Do not apply within 3 days of harvest.
	Vegetable Leafminer Cabbage Looper Flea Beetle	0.1-0.2 (3.2-6.4)	
Peppers (Bell)	Vegetable Leafminer Cabbage Looper Flea Beetle Pepper Weevil	0.1-0.2 (3.2-6.4)	Apply by air or ground equipment. By air, apply in a minimum of 2 gallons of water per acre. By ground, apply in a minimum of 10 gallons of water per acre. Use sufficient water to obtain uniform coverage. Apply as needed. Do not apply more than 1.6 lbs. a.i. per acre per season. Do not apply within 3 days of harvest.
	European Corn Borer	0.2 (6.4)	
Tomatoes	Tomato Fruitworm Cabbage Looper Tomato Pinworm Vegetable Leafminer Beet Armyworm Southern Armyworm Colorado Potato Beetle Granulate Cutworm Hornworm	0.05-0.2 (1.6-6.4)	Apply by air or ground equipment. By air, apply in a minimum of 2 gallons of water per acre. By ground, apply in a minimum of 10 gallons of water per acre. Use sufficient water to obtain uniform coverage. Do not apply more than 1.2 lbs. a.i./acre per crop season. Apply as required by scouting, usually at intervals of 5 or more days. Timing and frequency of applications should be based upon insect populations reaching locally determined economic thresholds. Can be applied up to the day of harvest. Do not apply as a band. Do not use on tomato varieties in which the mature tomatoes will be less than 1 inch in diameter (such as cherry tomatoes).

DIRECTIONS FOR APPLICATION			
CROP	TARGET PESTS	RATE LBS A/A (OZ/A)	REMARKS
<b>LEAFY VEGETABLES<sup>d</sup></b>			
Leafy Vegetables <sup>e</sup> (except Brassica)	Vegetable Leafminer Cabbage Looper Cutworm Complex Fall Armyworm Beet Armyworm Corn Earworm Green Cloverworm Leafhoppers European Corn Borer	0.1-0.2 (3.2-6.4)	Apply by air or ground equipment. By air, apply in a minimum of 2 gallons of water per acre. By ground, apply in a minimum of 10 gallons of water per acre. Use sufficient water to obtain full coverage of foliage. Apply every 3-5 days as needed. Do not apply more than 2.0 lbs. a.i. per acre per season. Can be applied up to 1 day of harvest.  Spinach only - Do not apply more than 1.0 lbs ai per acre per season.
<b>ROOT, TUBER AND BULB VEGETABLES</b>			
Horseradish	Imported Crucifer Weevil control ( <u>Baris lepidii</u> )	0.1% a.i. solution <sup>f</sup> in a spring preplant dip and 0.2 lb ai/A (6.4) as a foliar spray.	Soak sets for 30 min. and air-dry before planting; make up to 3 foliar applications as needed to control weevil adults during oviposition. Apply by ground equipment in a minimum spray volume of 20 gallons per acre. Do not apply within 30 days of harvest.
Onions (Dr, Bulb and Garlic)	Onion Thrips Armyworm  Cutworm Leafminer Onion Maggot (adult) Stink Bug	0.15-0.3 (4.8-9.6)  0.1-0.3 (3.2-9.6)	Apply by air or ground equipment. Apply in a minimum of 20 gallons of water per acre with ground equipment or in a minimum of 6 gallons per acre by air as foliar spray. Begin applications when pests appear and repeat as necessary to maintain control. Use the higher label rates as onion thrips population increases and avoid rescue situations. Do not apply more than 2.0 lbs. active per acre per season. Do not apply within 1 day of harvest.
Potatoes	Colorado Potato Beetle Potato Leafhopper Aster Leafhopper Potato Flea Beetle Potato Aphid Potato Tuberworm Potato Psyllid Cabbage Looper	0.05-0.2 (1.6-6.4)	Apply by air or ground equipment. By air, apply in a minimum of 2 gallons of water per acre. By ground, apply in a minimum of 10 gallons of water per acre. Use sufficient water to obtain full coverage of foliage. Apply as needed. Do not apply more than 1.6 lbs. a.i. per acre per season. Can be applied up to 14 days prior to harvest.
Turnips (FL, GA, IL, IN, OK, SC, TX, WA only)  (TX, OK, IL, IN only)  (SC, GA, FL, WA only)	Cabbage Looper Imported Cabbageworm Diamondback Moth Cabbage Aphid <sup>g</sup>	0.05-0.1 (1.6-3.2)	Apply by ground equipment only. Apply in a minimum of 10 gallons of water per acre. Use sufficient water to obtain uniform coverage. Apply as needed. Do not apply within 1 day of harvest. Do not graze treated areas or feed crop refuse to livestock.  Do not exceed 8 applications.  Do not exceed 4 applications.

DIRECTIONS FOR APPLICATION			
CROP	TARGET PESTS	RATE LBS A/A (OZ/A)	REMARKS
<b>CEREAL GRAINS</b>			
Field Corn/Popcorn/ Field Corn Grown for Seed (Preemergent Use) <sup>f</sup>	Armyworm Cutworm	0.1-0.2 (3.2-6.4)	Apply by air or ground equipment. By air, apply in a minimum of 2 gallons of water per acre. By ground, apply in a minimum of 10 gallons water per acre. Apply in the time period from 5 days prior to planting up to emergence of the crop.
Field Corn/Popcorn/ Field Corn Grown for Seed (Foliar Use) <sup>f</sup>	Cutworm European Corn Borer Armyworm Southwestern Corn Borer Flea Beetle Corn Earworm <sup>g</sup> Corn Rootworm Beetle <sup>g</sup> Tobacco Budworm <sup>g</sup>  Stalk Borer	0.1-0.2 (3.2-6.4)	Apply by air or ground equipment. By air, apply in a minimum of 2 gallons of water per acre. By ground, apply in a minimum of 10 gallons of water per acre.  "Do not apply more than 0.6 lbs ai per acre per season. Allow a minimum of 6 days between treatments. Do not apply within 30 days of harvest of grain or fodder (stover). Forage may be harvested on the day of application."  When treating for stalk borer, AMBUSH 4E Insecticide must be applied when or shortly before the stalk borer larvae are moving into the corn from surrounding weeds and grasses. Mowing or burndown herbicide is suggested to initiate movement.
Sweet Corn	Corn Earworm European Corn Borer Fall Armyworm Corn Rootworm (Adult) Cutworm Aster Leafhopper Flea Beetle <sup>g</sup>	0.1-0.2 (3.2-6.4)	Apply by air or ground equipment. By air, apply in a minimum of 2 gallons of water per acre. By ground, apply in a minimum of 10 gallons of water per acre. Apply every 5 days or as needed. Do not apply more than 1.2 lbs. a.i. per acre per season. Do not apply within 1 day of harvest of ears or forage or livestock grazing. AMBUSH 4E Insecticide may be mixed with LANNATE <sup>g</sup> (methomyl) in accordance with label limitations and precautions. Label dosage rates should not be exceeded.
Sweet Corn (Florida only)	Corn Earworm European Corn Borer Fall Armyworm Southern Armyworm Corn Rootworm (Adult) Cutworm Aster Leafhopper	0.1-0.25 (3.2-8.0)	Apply by air or ground equipment. By air, apply in a minimum of 2 gallons of water per acre. By ground, apply in a minimum of 10 gallons of water per acre. Apply every 5 days or as needed. Do not apply more than 2.0 lbs. a.i. per acre per crop season. AMBUSH 4E Insecticide may be mixed with LANNATE <sup>g</sup> (methomyl) in accordance with label limitations and precautions. Label dosage rates should not be exceeded.

DIRECTIONS FOR APPLICATION			
CROP	TARGET PESTS	RATE LBS A/A (OZ/A)	REMARKS
<b>TREE CROPS</b>			
Almonds	Navel Orangeworm Peach Twig Borer	0.2-0.4 (6.4-12.8)	Apply by ground equipment only. Apply in a minimum of 25 gallons of water per acre. Use sufficient water to obtain uniform coverage. Can be applied up to 7 days before harvest. Do not apply more than 2.0 lbs. a.i. per acre per season. Do not graze livestock in treated areas. Do not feed cover crops from treated areas to livestock.
Apples	Apple Aphid Redbanded Leafroller Obliquebanded Leafroller Plum Curculio White Apple Leafhopper Spotted Tentiform Leafminer Tarnished Plant Bug	0.1-0.4 (3.2-12.8)	Apply by ground equipment only. Apply in a minimum of 25 gallons of water per acre. Spray to wet all foliage. Do not apply after petal fall. Do not apply more than 0.6 lbs ai per acre per season.
Avocados	Thrips Leafhoppers Mirid Bugs Lepidopterous Larvae	0.2 (6.4)	Apply by ground equipment only. Apply in a minimum of 25 gallons of water per acre. Spray to wet all foliage. Apply when insects appear and repeat at 7-10 day intervals as needed to provide control.  Do not make more than 6 applications per season. Do not apply within 7 days of harvest.  Do not graze livestock in treated areas. Do not feed cover crops from treated areas to livestock.
Cherries	Lesser Peachtree Borer Rose Chafer Green Fruitworm Redbanded Leafroller Plum Curculio Tarnished Plant Bug	0.1-0.2 (3.2-6.4)	Apply by ground equipment only. Apply in a minimum of 25 gallons of water per acre. Apply when insects appear. In the East, do not exceed 6 applications per season, with no more than 4 applications after petal fall. In the West, do not apply more than 4 applications per season, with no more than 3 applications after petal fall. Do not apply within 3 days of harvest. Do not graze livestock in treated orchards. Do not graze livestock in treated areas. Do not feed cover crops from treated areas to livestock.
Filberts	Filbertworm Obliquebanded Leafroller	0.2-0.4 (6.4-12.8)	Apply by air or ground equipment. By air, apply in a minimum of 10 gallons of water per acre. By ground, apply in a minimum of 25 gallons of water per acre. Use sufficient water to obtain uniform coverage. Apply when insects appear. Do not apply more than 1.6 lbs a.i. per acre per season. Do not apply within 4 days of harvest. Do not graze livestock in treated areas. Do not feed cover crops from treated areas to livestock.
Papaya (Florida only)	Fruit Fly	0.1 (3.2)	Apply by ground equipment only. Apply in a minimum of 25 gallons of water per acre. Spray to wet all foliage. Apply when insects appear and repeat at 7-10 day intervals as needed to provide control.  Do not make more than 6 applications per season. Do not apply within 7 days of harvest.  Do not graze livestock in treated areas. Do not feed cover crops from treated areas to livestock.

DIRECTIONS FOR APPLICATION			
CROP	TARGET PESTS	RATE LBS A/A (OZ/A)	REMARKS
Peaches	Peach Twig Borer Oriental Fruit Moth Green Fruitworm Lesser Peachtree Borer Plum Curculio Tarnished Plantbug Rose Chafer	0.1-0.3 (3.2-9.6)	Apply by air or ground equipment. By air, apply in a minimum of 10 gallons of water per acre. By ground, apply in a minimum of 25 gallons of water per acre. Spray to wet all foliage. Can be applied up to 14 days before harvest. Do not apply more than 5 applications or 1.5 lbs. a.i. per acre per season. Do not graze livestock in treated areas. Do not feed cover crops from treated areas to livestock.
Pears (Dormant)	Pear Psylla	0.2-0.4 (6.4-12.8)	Apply by air or ground equipment. By air, apply in a minimum of 10 gallons of water per acre. By ground, apply in a minimum of 25 gallons of water per acre. Use sufficient water to obtain uniform coverage. Apply at a rate of 0.4 to 0.8 pints (0.2 to 0.4 lbs. active) per acre. May be combined with 2 to 8 gallons of spray oil per acre. Apply during the dormant through delayed dormant growth periods only. Do not apply more than 0.8 lbs. a.i. per acre per season. Do not graze livestock in treated areas. Do not feed cover crops from treated areas to livestock.
Pears (Pre-bloom)	Pear Psylla Codling Moth Green Fruitworm	0.2-0.4 (6.4-12.8)	Apply by air or ground equipment. By air, apply in a minimum of 10 gallons of water per acre. By ground, apply in a minimum of 25 gallons of water per acre. Use sufficient water to obtain uniform coverage. Apply two pre-bloom sprays: Pre-bloom sprays can be applied from dormant through bud burst stages. Do not apply more than 0.8 lbs. a.i. per acre per season. Do not graze livestock in treated areas. Do not feed cover crops from treated areas to livestock.
Pistachios	Peach Twig Borer Naval Orangeworm Chinch Bug	0.2-0.4 (6.4-12.8)	Apply by ground equipment only. <del>air or ground equipment.</del> By air, apply in a minimum of 10 gallons of water per acre. By ground, apply in a minimum of 25 gallons of water per acre. Use sufficient water to obtain full coverage of foliage. Apply at a rate of 0.4-0.8 pints (0.2-0.4 lb active) per acre. Do not apply more than 0.8 lbs a.i. per acre per season. Do not apply after 10 percent hull split. Nuts may be harvested on the day of application. Do not graze livestock in treated areas. Do not feed cover crops from treated areas to livestock.
Walnuts	Navel Orangeworm Codling Moth Walnut Husk Fly	0.2-0.4 (6.4-12.8)	Apply by air or ground equipment. By air, apply in a minimum of 10 gallons of water per acre. By ground, apply in a minimum of 25 gallons of water per acre. Use sufficient water to obtain uniform coverage. Apply when insects appear. Do not apply more than 0.6 lbs. a.i. per acre per season. Do not apply within 1 day of harvest. Do not graze livestock in treated areas. Do not feed cover crops from treated areas to livestock.

DIRECTIONS FOR APPLICATION			
CROP	TARGET PESTS	RATE LBS A/A (OZ/A)	REMARKS
<b>OTHER CROPS</b>			
Alfalfa, Alfalfa grown for seed	Alfalfa Caterpillar Armyworm Cutworm Loopers Webworm Potato Leafhopper Blue Alfalfa Aphid <sup>b</sup> Green Peach Aphid Pea Aphid <sup>b</sup> Green Cloverworm Spotted Alfalfa Aphid Velvetbean Caterpillar	0.05-0.2 (1.6-6.4)	Apply by air or ground equipment. Use higher recommended dosage for increased pest pressure or for increased residual pest control. Apply in a minimum of 2 gallons of finished spray per acre by aircraft or 10 gallons of finished spray per acre with ground equipment. Use higher gallonage, 5-10 gallons by air, or 20 by ground, finished spray per acre when foliage is dense and/or when pest populations are high. Do not apply more than 0.2 pound active per cutting. When rates 0.1 pound active per acre or less are used, application may be made on day of harvest. When rates greater than 0.1 pound active per acre are used, do not apply within 14 days of harvest. Avoid application when bees are actively foraging by applying during the early morning or during the evening hours.
	Alfalfa Weevil <sup>b</sup> Egyptian Alfalfa Weevil <sup>b</sup> Cucumber Beetle Meadow Spittlebug Plant Bugs including Lygus spp. <sup>b</sup> Stink Bug	0.1-0.2 (3.2-6.4)	
Artichokes	Artichoke Plume Moth	0.1-0.3 (3.2-9.6)	Apply by ground equipment only. Apply in a minimum of 10 gallons of water per acre. Use sufficient water to obtain uniform coverage. Apply as needed. Do not apply more than 1.5 lbs. a.i. per acre per season. Buds may be harvested on the day of application.
Asparagus	Cutworm Complex Asparagus Beetle	0.05-0.1 (1.6-3.2)	Apply by ground equipment only. Apply in a minimum of 10 gallons of water per acre. Use sufficient water to obtain uniform coverage. Apply as needed. Do not apply more than 0.4 lbs. a.i. per acre per season. Do not apply within 1 day of harvest.
Mushrooms (Mushroom houses and adjacent premise areas)	Mushroom Flies (Sciarid and Phorid Adult)	Apply as a fogging or aerosol treatment at the rate of 1.6-2.0 ounces (0.05-0.0625 lb ai) per 30 ounces of water or suitable diluent. Use 1 quart of solution per standard double house (35,000 cu ft.; 8,000 sq. ft.)	Preparation of the building prior to fogging: (1) Close all doors, windows, and ventilators, (2) Lock or barricade all entrances, turn off pilot lights, post warning signs, and take precautions to prevent persons and animals from entering the area. Use prior to filling the house, during cool-down, during spawning, up to pinning and between breaks. Do not use when mushrooms are present. Treat once daily or as needed when flies appear. Do not make more than 20 applications prior to pinning of first break; apply no more than two applications between each break. Do not apply more than 30 applications total per crop or 5 breaks. Do not apply within 3 days of harvest. Length of exposure time should be limited to 1 hour; then ventilate the house. Use fans to ventilate in houses that do not have forced air circulation.
Range Grass (NM Only)	Range Caterpillar	0.01 (0.32)	Apply by air or ground equipment. By air, apply in a minimum of 2 gallons of water per acre. By ground, apply in a minimum of 10 gallons of water per acre. Use sufficient volume to obtain uniform coverage. Apply as needed. Do not apply more than once per year. Cattle may be present during application. Do not harvest or feed hay to livestock.

DIRECTIONS FOR APPLICATION			
CROP	TARGET PESTS	RATE LBS AWA (OZ/A)	REMARKS
Soybean	Green Cloverworm Mexican Bean Beetle Bean Leaf Beetle Cabbage Looper Potato Leafhopper Velvetbean Caterpillar Saltmarsh Caterpillar	0.05-0.1 (1.6-3.2)	Apply by air or ground equipment. By air, apply in a minimum of 2 gallons of water per acre. By ground, apply in a minimum of 10 gallons of water per acre. Do not apply more than 0.4 lbs. a.i. per acre per season. Can be applied up to 60 days before harvest. Do not graze treated areas or harvest for forage or hay.
	Corn Earworm Beet Armyworm Japanese Beetle <sup>o</sup> Soybean Looper <sup>t</sup>	0.1-0.2 (3.2-6.4)	

DIRECTIONS FOR APPLICATION			
CROP	TARGET PESTS	RATE LBS AI/A (OZ/A)	REMARKS
<b>ORNAMENTALS</b>			
Asparagus Ferns	Japanese Beetle Asparagus Beetle Lygus Bug	0.1 (3.2)	Apply to the fern stage of the asparagus plant after spear harvest when larval and adult stage of the asparagus beetle, lygus bugs and the adult stage of the Japanese beetle are present.
Christmas Trees <sup>b</sup> (container and field grown)	Nantucket Pine Tip Moth	0.1-0.2 (3.2-6.4)	Apply first application when adults appear and repeat at 5-7 day intervals or as needed throughout the season. Use sufficient water to obtain full coverage of foliage.
Chrysanthemums (Florida only)	Vegetable Leafminer	0.1-0.2 (3.2-6.4)	Apply by ground.
Conifers (container and field grown)	Nantucket Pine Tip Moth	0.1-0.2 (3.2-6.4)	Apply first application when the adults appear and repeat at 5-7 day intervals or as needed throughout the season. AMBUSH 4E Insecticide may be diluted in a nonvolatile vegetable oil or in water in a minimum of one gallon of finished spray per acre using equipment calibrated to give adequate coverage.
Ornamentals Nursery Stock <sup>b</sup> (field-grown)	Beet Armyworm Cabbage Looper Citrus Thrip Heliothis Spp. Leafhopper Leafminer Whiteflies Cutworm	0.1-0.2 (lbs ai/100 gal)	Marginal leaf burn may occur on <i>Salvia</i> , <i>Dieffenbachia</i> and <i>Pteris</i> Fern. Application to blooming plants may cause browning of petals. Not all species and varieties have been tested. Before treating large numbers of plants of a particular variety, treat a few plants and observe prior to full scale application. Apply to nonbearing plants of fruiting species.
Pine Seed Orchard	Coneworm Seed Bugs	6.5 fl oz/ 100 gals water (0.025% dilution by wt) for high volume sprayers; 34 fl oz/ 100 gals water (0.125% dilution by wt) for low volume sprayers; 24 fl oz/A application in not less than 10 gals of water for aerial applications	Apply first application within 1 week of female flower closure or peak pollen flight for webbing coneworm control. For other coneworms and seed bugs, apply first application within 30 days following female flower closure. Repeat applications at intervals of 4 weeks, but do not apply more than 6 applications.  Apply approximately 5-10 gals of the 0.025% dilution per tree with high volume sprayers. With low volume sprayers, apply 100 gallons of the 0.125% dilution per acre.  Do not graze livestock in treated areas. Do not feed cover crops from treated areas to livestock. Avoid contact with open water.
Roses <sup>b</sup> (field-grown)	Heliothis Spp.	0.1-0.2 (3.2-6.4)	Apply by air or ground equipment. Apply in a minimum of 2 gallons/acre by air and 10 gallons of finished spray per acre with ground equipment.
Roses <sup>b</sup> (greenhouse)	Beet Armyworm Cabbage Looper Omnivorous Leafroller	4 fl oz/100 gals water	AMBUSH 4E Insecticide is not phytotoxic to the following varieties of greenhouse roses: Ballena, Bettina, Cara Mia, Coquette, Excitement, Forever Yours, G-Wave, Jack Frost, Jr. Bridesmaid, Matador, Paul's Pink, Samantha, Seventeen, Town Crier, Tropicana and Visa. Other varieties may vary in their sensitivity to AMBUSH 4E Insecticide, and a small number of plants should be treated under local conditions to determine plant safety prior to commercial use.



- Aids in suppression.
  - Currently not registered for use in California.
  - CUCURBIT VEGETABLES: Chayote (fruit); Chinese Waxgourd (Chinese preserving melon); citron melon; cucumber; gherkin; gourds, edible (includes hyotan, cucuzza, hechima, Chinese okra); Momordica spp. (includes balsam apple, balsam pear, bitter melon, Chinese cucumber); muskmelons, including hybrids such as true cantaloupe, cantaloupe, casaba, crenshaw, golden pershaw melon, honeydew melons, honey balls, mango melon, Persian melon, pineapple melon, Santa Claus melon, snake melon; pumpkin; squash, summer (includes crookneck squash, scallop squash, straightneck squash, vegetable marrow, zucchini, and winter (butternut squash, calabaza, hubbard squash, acorn squash, spaghetti squash); watermelon, including hybrids.
  - LEAFY VEGETABLES (Except Brassica): Amaranth (leafy amaranth, Chinese spinach, tampala); arrugla (Roquette); Cardoon; celery; Chinese celery; celtuce; chervil; corn salad; chrysanthemum, edible-leaved; chrysanthemum, garland; cress, garden; cress upland (yellow rocket, winter cress); dandelion; dock (sorrel); endive (escarole); fennel, Florence; lettuce (head and leaf); orach; parsley; purslane, garden; purslane, winter; radicchio (red chicory); rhubarb; spinach; spinach, vine (Malabar spinach, Indian spinach); spinach, new Zealand; Swiss chard.
  - 0.1% ai solution = 1 2/3 pt formulation per 100 gallons of water.
  - AMBUSH 4E Insecticide may be applied in tank-mixtures with the following herbicides in accordance with label limitations and precautions. Label dosage rates should not be exceeded. GRAMOXONE® SUPER; GRAMOXONE® EXTRA, BICEP®, LASSO®/Atrazine Premix; LASSO® 4E & ME; DUAL® 8E; Atrazine 4L & 80W; BLADEX® 80W & 4L; PRINCEP®; CALIBER 90®, 2,4-D; ROUNDUP®, BRONCO®, BANVEL®, EXTRAZINE®
  - Not for control of this insect in California.
  - Under heavy insect pressure use 0.2 lbs a.i./Acre. A second application of alternate chemistry may be necessary to reduce populations below economic thresholds.
- Maximum use rate in California is 0.1 lbs. a.i./Acre.

RATE CONVERSION CHART			
POUNDS ACTIVE/ACRE	FLUID OUNCES/ACRE	PINTS/ACRE	ACRES TREATED/ GALLON
0.05	1.6	0.1	40.0
0.10	3.2	0.2	20.0
0.125	4.0	0.25	16.0
0.15	4.8	0.3	13.3
0.175	5.6	0.35	11.4
0.20	6.8	0.4	10.0

AMBUSH® and GRAMOXONE® are trademarks of a ZENECA Group Company.  
 Bicep®, Caliber®, Dual®, and Princep® are trademarks of Ciba.  
 Bronco®, Lasso®, and Roundup® are trademarks of Monsanto Company.  
 Bladex®, Extrazine® and Lannate® are trademarks of E.I. duPont de Nemours and Company.  
 Banvel® is a trademark of Sandoz Ltd.