

961-417

9/6/2011

10 of 47



UNITED STATES ENVIRONMENTAL PROTECTION AGENCY
WASHINGTON, D.C. 20460

OFFICE OF CHEMICAL SAFETY
AND POLLUTION PREVENTION

Ms. Jeanette Covert, Agent
Lebanon Seaboard Corporation
c/o Product & Regulatory Associates, L.L.C.
P.O. Box 1683
Voorhees, NJ 08043

SEP - 6 2011

Subject: Label Amendment – Storage and Disposal Statements for Power Cap Containers
Product Name: Turf Fertilizer Plus Dimension Weed Control
EPA Registration Number: 961-417
Submission Dates: May 31, 2011 & July 18, 2011
Decision Number: 450310

Dear Ms. Covert:

The label amendment referred to above, submitted in connection with registration under the Federal Insecticide, Fungicide and Rodenticide Act (FIFRA), as amended is acceptable provided that you make the following change to the product labeling:

- 1) Under the Directions for Use on page 3, replace "For Outdoor Residential Use." with "Intended for Outdoor Residential Use."
- 2) Claim #9 on page 38 that reads "Preen [weeds][covers] more" must be qualified or deleted.
- 3) The following text must be deleted from marketing claim #6 on page 30 under the Power Applicator Cap header "[more precisely][for better results][for better weed prevention]". The statement may read "[Dispenses][Flows][Spreads][Covers][evenly,],[less work][easily]".
- 4) NOTE: Marketing claims made on the pesticide label must be substantiated by data maintained in your files. If data supporting marketing claims made on the product label is not available, then those claims must be removed.
- 5) NOTE: Should you wish to add/retain a reference to the company's website on your label, then please be aware that the website becomes labeling under the Federal Insecticide Fungicide and Rodenticide Act and is subject to review by the Agency. If the website is false or misleading, the product would be misbranded and unlawful to sell or distribute under FIFRA section 12(a)(1)(E). 40 CFR 156.10(a)(5) list examples of statements EPA may consider false or misleading. In addition, regardless of whether a website is referenced on your product's label, claims made on the website may not substantially differ from those claims approved through the registration process. Therefore, should the Agency find or if it is brought to our attention that a website contains false or misleading statements or claims substantially differing from the EPA approved registration, the website will be referred to the EPA's Office of Enforcement and Compliance.


SEE NEXT PAGE

20947

Page 2 of 2
Label Amendment – Clarifying Storage and Disposal Statements
Product Name: Turf Fertilizer Plus Dimension Weed Control
EPA Registration Number: 961-417
Submission Dates: May 31, 2011 & July 18, 2011
Decision Number: 450310

Products shipped after 18 months from the date on this notice or the next printing of the label whichever occurs first, must bear the new revised label. If these conditions are not complied with, the registration will be subject to cancellation in accordance with FIFRA. Your release for shipment of this product constitutes acceptance of these conditions. This label supersedes all previously accepted labels. You must submit one copy of the final printed label before the product is released for shipment. One copy of the label stamped “Accepted with Comments” is enclosed for your records.

Sincerely,



Kathryn V. Montague
Product Manager (23)
Herbicide Branch
Registration Division (7505P)

Enclosure

TURF Fertilizer Plus Dimension® Weed Control

[Alternate Brand Names:

- Greenview® Crabgrass Control Plus Lawn Food*
- Agway Greenlawn® Crabgrass Control & Fertilizer*
- Forever Green Lawn Builder Plus Crabgrass Control*
- Ace Green Turf Crabgrass Preventer with Fertilizer*
- Preen Southern Weed Preventer Plus Plant Food]*

For control of crabgrass and control or suppression many other listed annual grass and broadleaf weeds in [ornamental landscape areas.] [established lawns and ornamental turf.]

Active Ingredient:

dithiopyr	0.19%
Other Ingredients:	<u>99.81%</u>
Total	100.00%

Dimension® is a registered trade mark of Dow AgroSciences

Guaranteed Fertilizer Analysis: XX-XX-XX[†]

Water-Insoluble Nitrogen.....	XX%
Total Nitrogen (N)	XX%
Ammoniacal Nitrogen.....	XX%
Water Insoluble Nitrogen*.....	XX%
Urea Nitrogen	XX%
Other Water Soluble Nitrogen*.....	XX%
Available Phosphate(P ₂ O ₅)	XX%
Soluble Potash (K ₂ O)	XX%
Sulfur (S).....	XX%
Calcium (Ca).....	XX%
Magnesium (Mg)	XX%
Copper (Cu)	XX%
Iron (Fe).....	XX%
Manganese (Mn)	XX%
Zinc (Zn).....	XX%

ACCEPTED
with COMMENTS
In EPA Letter Dated:
SEP - 6 2011

Under the Federal Insecticide, Fungicide, and Rodenticide Act as amended, for the pesticide registered under EPA Reg. No.

961-417

[†] This product may be formulated with one or more of the following fertilizer materials: polymer-coated sulfur-coated urea, urea, methylene urea, sulfur coated urea, ammonium phosphate, ammonium sulfate, sulfate of potash, muriate of potash, copper sulfate, iron oxide, manganese sulfate, zinc oxide, dolomite or limestone.

Note: Fertilizer grades with nutrient contents expressed as the percentage of N, P₂O₅ and K₂O (X-X-X) may contain macronutrients and micronutrients.

In the state of New York, do not exceed 3.0 lb. of this product per 1000 sq. ft. per year (equivalent to 0.25 pounds of active ingredient per acre).

KEEP OUT OF REACH OF CHILDREN CAUTION

See back panel for First Aid and additional Precautionary Statements.

NOTICE: Read the entire label. Use only according to label directions. Before buying this product, read the Warranty Section elsewhere on this label. If terms are not acceptable, return the unopened container at once.

EPA Reg. No. 961-417

(L) (D)

EPA Est. No. 961-PA-01, 961-IL-01

Superscript used is first letter of lot number

[MANUFACTURED BY:] [Distributed by:] [Produced for:]

LEBANON SEABOARD CORPORATION

1600 EAST CUMBERLAND STREET

LEBANON, PA 17042

Made in the USA.

[www.lebsea.com] [www.greenviewfertilizer.com] [www.preen.com] [www.xxxx.com]

Covers [X,XXX] Square Feet [SQUARE FEET] [SQ. FT.] [Sq. Ft.]

Net Weight: [Net Wt.:] xx lbs. [LBS.] [POUNDS] (xx.x kg) [(XX.X KG)]

Treats: XX,XXX Sq.Ft. [SQ.FT.] [Square Feet] [SQUARE FEET]

Xxx lb. covers up to xxx sq. ft. [of turfgrass]

[Optional Heading: Care & Handling]

PRECAUTIONARY STATEMENTS

HAZARDS TO HUMANS AND DOMESTIC ANIMALS

CAUTION

Causes moderate eye irritation. Avoid contact with eyes or clothing. Wash thoroughly with soap and water after handling and before eating, drinking, chewing gum, or using tobacco.

First Aid

If in eyes: Hold eye open and rinse slowly and gently with water for 15-20 minutes. Remove contact lenses, if present, after the first 5 minutes, then continue rinsing eye. Call a poison control center or doctor for treatment advice.

If inhaled: Move person to fresh air. If person is not breathing, call 911 or an ambulance, then give artificial respiration, preferably mouth-to-mouth if possible. Call a poison control center or doctor for further treatment advice.

Have the product container or label with you when calling a poison control center or doctor, or going for treatment. For Emergency Medical Treatment Information call (888)208-1368.

ENVIRONMENTAL HAZARDS

This product is toxic to fish and highly toxic to other aquatic organisms including oysters and shrimp. Use with care when applying to turf areas adjacent to any body of water. Drift and runoff from treated turf may adversely affect aquatic organisms in adjacent aquatic sites. Do not apply when weather conditions favor drift from treated areas. To protect the environment, do not allow pesticide to enter or run off into storm drains, drainage ditches, gutters or surface waters. Applying this product in calm weather will help to ensure that wind does not blow pesticide off the treatment area. Sweeping any product that lands on a driveway, sidewalk, or street, back onto the treated area of the [lawn or garden] will help to prevent run off to water bodies and drainage systems.

DIRECTIONS FOR USE

It is a violation of Federal law to use this product in a manner inconsistent with its labeling.

For Outdoor Residential Use.

Read all Directions for Use carefully before applying.

How This Product Works [Product Information]

[[TURF Fertilizer Plus Dimension® Weed Control or This product] can be applied up to 4 weeks later than other crabgrass preventers and provides up to 4 months of crabgrass control.

[TURF Fertilizer Plus Dimension® Weed Control or This product] provides preemergence control of crabgrass and control or suppression of other listed weeds when applied prior to their germination. In addition, this product provides postemergence control of seedling crabgrass after germination and emergence. Postemergence control is limited to crabgrass only, but is effective up to 4 weeks after crabgrass has germinated. This generally corresponds to the time when crabgrass seedlings first become visible in [the established turfgrass [or] flower beds, and around ground covers, trees and shrubs]. Do not apply this product later than 4 weeks after crabgrass germination.

[Use the following sections for turfgrass application]

Apply this product only to turfgrass species listed on this label. The following turfgrass species are tolerant to this product when applied as directed:

Cool-Season Grasses	Warm-Season Grasses
Bentgrass, creeping	Bahiagrass
Bluegrass, Kentucky	Bermudagrass
Fescue, fine	Buffalograss
Fescue, tall	Carpetgrass
Ryegrass, perennial	Centipedegrass
	St. Augustinegrass
	Zoysiagrass

Use Precautions [for Turf]

[TURF Fertilizer Plus Dimension® Weed Control or This product] must be applied only to lawns and ornamental turfgrasses that are well established. For newly established lawns, use the initial application of this product only after turfgrasses have developed a vigorous root system, uniform stand, and received at least two mowings following seeding, sodding, or sprigging. Exception: In newly established lawns of Kentucky bluegrass, perennial ryegrass and/or tall fescue, this product may be applied two weeks after the first sign of germination.

Do not use on turf grown for agricultural or commercial purposes (turf farms), or for grass seed production.

- Use of this product on lawns and ornamental turfgrasses that are not well established, or weakened by stress due to mechanical operations, pests, excessive temperatures, or lack of moisture may result in turfgrass injury.
- For best results, cultural practices that disturb the soil, such as core-, spike-, or hydro-aerification, and verticutting, are to be done before application of this product. Do not apply this product until turfgrass has recovered from the mechanical injury caused by these cultural practices.
- Reseeding, Overseeding, or Sprigging: Reseeding, overseeding, or sprigging of areas treated with this product within 10 weeks after a single application of this product or within 16 weeks after a split application program totaling 6.0 lb./1000 sq. ft. (0.5 lb. active ingredient per acre) or more may inhibit the establishment of desirable turfgrasses. When reseeding, overseeding follow proper cultural practices for seedbed preparation, seeding, irrigation and fertilization.
- Do not use clippings from treated turf for mulching around vegetables or fruit trees.
- Do not allow people or pets to enter treated area until dust has settled.

Weeds Controlled or Suppressed

[TURF Fertilizer Plus Dimension® Weed Control] will provide control of crabgrass and control or suppression of other listed grass and broadleaf weeds when applied prior their germination.

Grasses

- barley
- barnyardgrass
- bluegrass, annual
- brome
- crabgrass, large
- crabgrass, smooth
- crabgrass, Southern
- crowfootgrass[†]
- dallisgrass
- goosegrass
- foxtail, green
- foxtail, yellow
- kikuyugrass[†]
- oats, wild
- ryegrass (annual & perennial)
- sandbur
- smutgrass

Broadleaf Weeds

- bittercress[†]
- carpetweed
- chickweed[†]
- geranium, Carolina[†]
- henbit
- knotweed, prostrate
- lespedeza, common[†]
- marestail
- medic, black
- mustard
- oxalis, buttercup
- pineappleweed
- pigweed, redroot
- parsley-piert[†]
- purslane, common
- rocket, London
- shepherdspurse
- speedwell, corn[†]
- spurge, garden
- spurge, prostrate
- spurge, spotted
- woodsorrel, creeping
- woodsorrel, yellow

[†] Suppression only

How to Apply

To optimize product performance apply this product within a few days after mowing and delay mowing again for a few days after the application. Most effective weed control will be obtained when [TURF Fertilizer Plus Dimension® Weed Control or this product] is activated by rainfall or irrigation. Performance is improved if application is followed by ½ inch of rainfall or irrigation. Erratic weed control may result if not activated by rainfall or irrigation within 30 days after application.

Optional Heading: SPREADER SETTINGS

[Note: Registrant/Subregistrant may insert appropriate spreader setting information based on desired spreaders and specified use rates as listed. See spreader examples at the end of the label.]

Drop Spreaders	Calibration Settings at Specified Rate (lb./1000 sq. ft.)					
	1.5	2.1	2.3	2.7	3.1	6.0
XXXXXXX	XX	XX	XX	XX	XX	XX
Broadcast Spreaders						
XXXXXXX	XX	XX	XX	XX	XX	XX

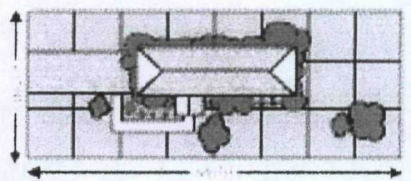
These settings were calibrated and field tested. However, age and condition of spreader, speed of operation, and evenness of terrain may require slightly different settings for desired coverage.

Optional [Application Equipment and Instructions] [Spreader Directions]:

[Determining Your Lawn's Square Footage

To determine how much of this product to apply, you must determine the square footage of your lawn. An easy way to do this is to walk the length of your lawn, figuring that one pace equals about 3 feet. Do the same with the width of the lawn. Then multiply the length by the width to arrive at the total. Make sure you subtract the square footage of your home and driveway when calculating the total square footage of your lawn. If your lawn has an irregular shape, try dividing it up into a number of square areas. Calculate the square footage for each area, then add the figures together to reach your total lawn size.]

[Insert icon representing footprint of house, driveway and lawn]



[above pictogram is optional

]

[Spreader Tips

The two main types of spreaders are the Drop Spreader, which drops the material straight down the width of the spreader as you push, and the Broadcast Spreader (also known as a rotary), which throws the material from the spreader.]

[Drop Spreader: First make two passes along the top of the area you'll be covering. Then make two passes along the bottom area. Then move back and forth along the long part of the lawn. On each pass, as you reach the strips at the top and bottom of the area to be covered, shut off the spreader. It's also important to shut off the spreader when you are stopped.]

[Insert icon showing spreader path]




[Insert drop spreader icon]

[above pictogram is optional] [Fig. A.]

[Broadcast Spreader: Apply in a single pass by starting on the outside border and apply in a circular path working toward the center.]

Insert icon showing spreader path]

[Insert broadcast spreader icon]



[above pictogram is optional][Fig. B.]

[Optional Spreader Language:]

[The above spreader settings are approximate. To check your spreader: XX lb. of material covers approximately XXX sq. ft. (X lbs. of material per XXXX sq. ft.)

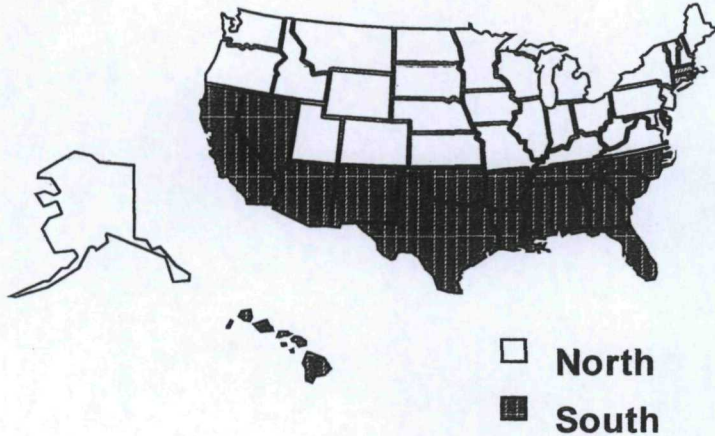
Note: if spreader model does not appear above please call [toll free] XXX-XXX-XXXX, X am - Xpm [ET] [CT] [MT] [PT], [Monday – Friday] [Monday – Sunday] [Anytime] [24/7] for additional model settings.]

How Much To Apply

[TURF Fertilizer Plus Dimension® Weed Control or This product] will provide up to 4 months of crabgrass control when applied according to label directions. The actual length of control will vary depending on use rate, weather conditions, condition of the turfgrass, intensity of weed pressure, and the location or "Region" within the United States where this product is being applied.

Refer to the map below to determine the region of the U.S. that includes your location. Use the table below to determine the amount of [TURF Fertilizer Plus Dimension® Weed Control or this product] to apply in your location based on the desired length of weed control or need for postemergence crabgrass control.

Use "Regions" within the United States:



Product Use Rates

Amount of [TURF Fertilizer Plus Dimension® Weed Control] to Apply (Pounds of product to apply per 1,000 square feet of turfgrass †)			
Region of U.S.	----- Length of Crabgrass Control -----		
	2 - 3 months	3 - 4 months	Early Postemergence Control
North	1.5 lb./1000 sq. ft. (0.128 lb. ai/acre)	2.1 lb./1000 sq. ft. (0.174 lb. ai/acre)	[2.7 - 6.0 lb./1000 sq. ft. †† (0.22 - 0.5 lb. ai/acre)]
South	2.3 lb./1000 sq. ft. (0.192 lb. ai/acre)	[2.7 - 3.1 lb./1000 sq. ft. †† (0.22-0.256 lb. ai/acre)]	[2.7 - 6.0 lb./1000 sq. ft. †† (0.22 - 0.5 lb. ai/acre)]

† 1,000 square feet equals an area 100 feet X 10 feet or square area of about 32 feet on a side.
 [†† Use the higher rate in rate range in areas of high weed pressure or for increased length of control.]

Maximum Application Rates:

- Do not apply more than 6.0 lb. of this product per 1,000 sq. ft. per application and no more than 18.0 lb. of this product/1000 sq. ft. per year (equivalent to 0.5 and 1.5 lb. of active ingredient per acre, respectively).
- In the state of New York, do not exceed 3.0 lb. of this product per 1000 sq. ft. per year (equivalent to 0.25 pounds of active ingredient per acre).
- [For the state of Florida, do not apply more than [X.X] lbs of this product per 1,000 sq. ft. per application. The maximum number of applications of this product per treatment site is [XX] per year.]

When to Apply [Application Timing]

Spring Application

Control of Crabgrass: [TURF Fertilizer Plus Dimension® Weed Control or this product] provides preemergence control of crabgrass and control or suppression of other listed weeds when applied prior to their germination. In addition, this product provides postemergence control of seedling crabgrass after germination and emergence. Postemergence control is limited to crabgrass only and is effective up to 4 weeks after germination of crabgrass. This generally corresponds to the time when crabgrass seedlings are at the 3-leaf stage of growth and first become visible in the established turf. This product will not control crabgrass at later growth stages when crabgrass plants begin to tiller (spread). Properly timed applications will control existing crabgrass and prevent further emergence of crabgrass seedlings. Do not apply this product later than 4 weeks after crabgrass germination.

Control or Suppression of Other Grass and Broadleaf Weeds: For control or suppression of other grass and broadleaf weeds, this product must be applied as a preventative treatment prior to their germination and emergence. Only crabgrass will be controlled with applications made up to 4 weeks after weed germination.

Fall Application

This product can also be applied from late summer through early fall (late August through November). When applied in the fall, a sequential or second application of this product must be made the following spring to provide season-long control of crabgrass. If this product is applied in the fall, do not reseed, overseed or sprig turfgrasses within 12 weeks after application.

[Use the following sections for ornamental landscape application.]

[TURF Fertilizer Plus Dimension® Weed Control or This product] provides preemergence control or suppression of listed annual grass and broadleaf weeds in plantings of ornamental plants listed on this label.

[[TURF Fertilizer Plus Dimension® Weed Control or This product] works all season long. One easy application prevents listed weeds up to 4 months. This product contains a fertilizer to promote beautiful color, blooms, foliage and strong root growth. This product can be used anytime during the spring, summer or fall in flower gardens, around ground covers, trees and shrubs. Although this product will not kill existing weeds, it will prevent new listed weeds from sprouting – eliminating the need for difficult and time-consuming hand weeding. Without weeds, your valuable plants can grow larger and stronger. Your beds will stay neat and weed-free* all season long.

*See use directions for complete list of treated weeds.

Use Rates [Application Instructions] [How to Apply]

Apply [TURF Fertilizer Plus Dimension® Weed Control or This product] with a properly calibrated spreader or other means that will assure uniform distribution. This product may be applied as a single application or as a split application. Split or sequential applications may be used to provide improved weed control or to provide extended weed control in areas with long growing seasons. To make a split application, divide the rate in the following table into separate applications made 5-10 weeks apart. Sequential applications may be made in the late summer following a spring application or in the spring after a fall application, provided the maximum application rates per year given below are not exceeded.

Pounds of Product per 1000 Square Feet[†]	Ounces of Product per 100 Square Feet^{††}
6.0	0.6 (9.6 oz.)

[†] 1,000 square feet equals an area 100 feet X 10 feet or square area of about 32 feet on a side.

^{††} Rate based on an area of 100 sq. ft. for treatment of small areas.

Maximum Application Rates:

- **Do not** apply more than 6.0 lb. of this product per 1,000 sq. ft. per application and no more than 18.0 lb. of this product/1000 sq. ft. per year (equivalent to 0.5 and 1.5 lb. of active ingredient per acre, respectively). The maximum number of applications per treatment site is 3 per year.
- In the state of New York, do not exceed 3.0 lb. of this product per 1000 sq. ft. per year (equivalent to 0.25 pounds of active ingredient per acre).

[Optional application instructions] [How to Apply]

To avoid plant injury, do not apply [TURF Fertilizer Plus Dimension® Weed Control or this product] when foliage is wet. When plants are dry, sprinkle [TURF Fertilizer Plus Dimension® Weed Control or this product] on soil surface at rate given below. Once activated by watering, [TURF Fertilizer Plus Dimension® Weed Control or this product] forms a weed control barrier in the top layer of soil, preventing listed weed seeds from germinating. Disturbance to the soil surface after activation may result in erratic weed control.

Applying Around Established Plants

For flowers, roses, [herbs,] ground covers, ornamental grasses, shrubs and trees: sprinkle [TURF Fertilizer Plus Dimension® Weed Control or this product] evenly over the entire soil surface, at the rate of 9.6 oz. per 100 sq.ft.[6.0 lb per 1000 sq. ft. ^ [(see picture)], being sure to keep granules away from plant roots and foliage. Water [TURF Fertilizer Plus Dimension® Weed Control] into soil surface. Always wash or brush off stray granules from plant foliage to avoid damage or discoloration.

Surface application rate

Sprinkle [TURF Fertilizer Plus Dimension® Weed Control or this product] as shown on soil surface.

[INSERT IMAGE W/COIN]

Applying With Mulch

For best weed control, apply [TURF Fertilizer Plus Dimension® Weed Control or this product] after spreading mulch on your flower and shrub beds. Sprinkle [TURF Fertilizer Plus Dimension® Weed Control or this product] on top of mulch at [0.96 oz. per 10 sq. ft.] [9.6 oz. per 100 sq. ft.] [6.0 lb per 1000 sq. ft.], ^ being sure to keep granules away from plant foliage. Water [TURF Fertilizer Plus Dimension® Weed Control or This product] into mulch. Always wash or brush stray granules from plant foliage to avoid damage or discoloration.

^In the state of New York use 4.8 oz. per 100 sq. ft. [3.0 lb. per 1000 sq. ft.] per year.

Application Timing and Directions [When To Apply]

[TURF Fertilizer Plus Dimension® Weed Control or This product] is a preemergence herbicide that will not control established weeds. Make applications prior to weed seed germination. Bare ground or mulched areas may be treated. The best weed control is obtained when applied to soil that is free of clods, weeds and debris such as leaves. Prior to making an application, control existing vegetation by hand weeding, cultivation or with a postemergence herbicide. Avoid disturbance of treated areas. Loss of weed control may result if the treated soil surface is disturbed by soil mixing or tillage.

Apply [[TURF Fertilizer Plus Dimension® Weed Control or this product] in the spring, summer or fall around established plants and transplants. [Do not use [TURF Fertilizer Plus Dimension® Weed Control or this product] on flower seeds. Use after flowering plants have germinated and are 2-3 inches tall. Since it does not kill existing weeds, you must first remove any weeds that have already begun to grow. By applying [[TURF Fertilizer Plus Dimension® Weed Control or this product] as early as possible, you can eliminate the need for hand weeding. Rain does not wash this product out of the soil. For optimum weed control and plant feeding, reapply this product every 4 months.

Use Precautions

- Apply this product only to established ornamentals.
- **Not for use on Vegetable Gardens.**
- **Do not** apply this product directly to bare roots of ornamental plants as injury may result.
- **Do not** incorporate this product into soil. Dilution of active ingredient and possible injury to plant roots may occur.
- **Do not** apply to soil around ornamental plants that are under stress due to drought, flooding, excessive fertilizer or soil salts, wind injury, hail, frost damage, winter injury, injury from previously applied pesticides or injury due to insects, nematodes or disease.
- To avoid foliar damage to ornamentals, irrigate immediately after application to remove herbicide particles from the foliage.

- **Do not** apply under conditions that would affect product distribution. Wind could affect distribution and move product onto sensitive species. Uneven product distribution will result in uneven weed control.
- Do not allow people or pets to enter treated area until dust has settled.

Weeds Controlled or Suppressed

Used as directed, [TURF Fertilizer Plus Dimension® Weed Control or this product] will control crabgrass and control or suppress other listed grass and broadleaf weeds when applied prior to their germination. This product will not control established broadleaf weeds or grasses, except for crabgrass in early stages of development. The area to be treated must be free of weeds prior to application.

[Insert weed list]

Grasses

barley
 barnyardgrass
 bluegrass, annual
 brome
 crabgrass, large
 crabgrass, smooth
 crabgrass, Southern
 crowfootgrass[†]
 dallisgrass
 goosegrass
 foxtail, green
 foxtail, yellow
 kikuyugrass[†]
 oats, wild
 ryegrass (annual &
 perennial)
 sandbur
 smutgrass

Broadleaf Weeds

bittercress[†]
 carpetweed
 chickweed[†]
 geranium, Carolina[†]
 henbit
 knotweed, prostrate
 lespedeza, common[†]
 maretail
 medic, black
 mustard
 oxalis, buttercup
 pineappleweed
 pigweed, redroot
 parsley-piert[†]
 purslane, common
 rocket, London
 shepherdspurse
 speedwell, corn[†]
 spurge, garden
 spurge, prostrate
 spurge, spotted
 woodsorrel, creeping
 woodsorrel, yellow

[†] Suppression only

Acceptable for use on the following Ornamentals

[TURF Fertilizer Plus Dimension® Weed Control or this product] is suggested for use around these established plants.

The ornamentals listed below have shown little to no injury to this product when applied according to label directions. However, this product has not been tested on all ornamental species, all cultivars of species on this label, or under all possible growing conditions. For species or cultivars not listed, it is suggested that a few plants in a limited area be treated and observed for potential injury under local growing conditions prior to large-scale use.

Common Name	Botanical Name	Acceptable Cultivars
Abelia, Dwarf	<i>Abelia X grandiflora</i>	Nana
Ajuga	<i>Ajuga reptans</i> <i>Ajuga genevensis</i>	Bronze Bronze Beauty
Almond, Flowering	<i>Prunus gladulosa</i>	
Apple †	<i>Malus pumila</i>	
Arborvitae	<i>Thuja occidentalis</i>	Nigra Pyramidalis Smaragh Techny Woodwardii
Arborvitae, Golden	<i>Thuja orientalis</i>	
Aster, Chinese	<i>Callistephus chinensis</i>	Dwarf Queen
Ash, Green	<i>Fraxinus pennsylvanica</i>	
Ash, Mountain	<i>Sorbus aucuparia</i>	
Ash, Purple	<i>Fraxinus americana</i>	
Azalea	<i>Rhododendron</i> spp.	Brilliant Buccaneer Carror Chimes (Belgian) Elsie Lee Exbury Fashion Hardijzer Beauty Hershey Red Higasa Hinocrimson Holland (Hybrid) Marion Lee Northern Lights Orange Cup Orchid Lights Snow Southern Charm
Azalea, Flame	<i>Rhododendron calendulaceum</i>	

Azalea, Kirishima		
Bamboo, Heavenly		
Barberry	<i>Berberis thunbergii</i>	Aurea Dwarf Pigmy Green Kobold Pygmy Red Rose Glow
Barberry, Purple		Atropurpurea
Basket flower	<i>Gaillardia grandiflora</i>	
Bearberry (common)	<i>Arctostaphylos uva-ursi</i>	Massachusetts
Bee Balm	<i>Monarda didyma</i>	
Begonia	<i>Begonia</i> spp.	
Birch, River	<i>Betula nigra</i>	
Blackeyed Susan	<i>Rudbeckia hirta</i>	Goldstrum
Blanket Flower	<i>Gaillardia</i> spp.	
Blueberry †	<i>Vaccinium</i> spp.	Bluecrop Blue Jay Jersey North Blue Northland
Bottlebrush	<i>Callistemon citrinus</i>	
Boxwood, Japanese		Japonica
Boxwood, Weller	<i>Buxus sempervirens</i>	
Broom	<i>Cytisus</i> spp. <i>Genista pilosa</i>	Moonlight Vancouver Gold
Bugle Carpet		
Camellia	<i>Camellia japonica</i> <i>Camellia sasanqua</i>	Debutante Mathotiana Supreme Chansonette
Candy Tuft	<i>Iberis</i> spp.	Snow White
Carex, Variegated	<i>Carex</i>	
Cedar, Red	<i>Juniperus virginiana</i>	
Celosia	<i>Celosia</i> spp.	
Centaurea	<i>Centaurea montana</i>	
Cockscomb, Plumosa	<i>Celosia cristata</i>	Scarlet Plumosa
Coleus	<i>Coleus blumei</i>	Red Kewpie
Columbine	<i>Aquilegia</i> spp.	
Copper leaf	<i>Acalypha wilkesiana</i>	
Coreopsis	<i>Coreopsis</i> spp.	Moonbeam,
Corn Flower	<i>Centaurea</i> spp.	
Cotoneaster	<i>Cotoneaster apiculatus</i>	
Coyotebrush	<i>Baccharis pilularis</i>	

Cycads	<i>Cycas revoluta</i>	
Cypress, Bald	<i>Taxodium distichum</i>	
Cypress, Italian	<i>Cupressus sempervirens</i>	Glauca
Cypress, Japanese False	<i>Chamaecyparis obtusa</i>	Gracilis
Cypress, Leyland	<i>Cupressocyparis leylandii</i>	
Daffodil	<i>Narcissus</i> spp.	King Alfred
Daylily	<i>Hemerocallis</i> spp.	Aztec Gold Bright Yellow (Hybrid) Single Gold (Evergreen) Wilson's Yellow
Dianthus (Sweet William)	<i>Dianthus</i> spp.	
Delphinium	<i>Delphinium</i> spp.	Magic fountain
Dogwood	<i>Cornus florida</i>	
Dogwood, American	<i>Cornus sericea</i>	Flavarimaea
Douglas Fir	<i>Pseudotsuga menziesii</i>	
Dusty Miller	<i>Senecio cineraria</i>	
Elm, Drake	<i>Ulmus parvifolia</i>	
Euonymus	<i>Euonymus fortunei</i>	Argenteo-variegata Aureo-marginata Colorata Emerald Gaiety Emerald ñ Gold Gold Edge Gold Princess Silver King Tricolor Vegetus
Fan Palm, European	<i>Chamaerops humilis</i>	
Fan Palm, Mexican	<i>Washingtonia robusta</i>	
Fern (various)	<i>Asparagus</i> spp.	
Fescue	<i>Festuca glauca</i>	
Fetterbush	<i>Leucothoe fontanesiana</i>	Rainbow
Ficus	<i>Ficus retusa</i>	Nitidia
Fir Fraser	<i>Abies fraseri</i>	
Forsythia	<i>Forsythia X intermedia</i> <i>Spring Glory</i>	Arnold Dwarf Bronxensis Dwarf Lynwood Gold Meadowlark Weeping
Fuchsia	<i>Fuchsia</i> spp.	
Galium	<i>Galium odoratum</i>	
Gardenia	<i>Gardenia jasminoides</i>	Mystery Radicans
Geranium	<i>Pelargonium X hortorum</i>	
Gum	<i>Eucalyptus citriodora</i>	

Hawthorn	<i>Crataegus</i> spp.	Cockspur White Crimson Cloud Enchantress Jack Evans Washington White
Heather, Twisted	<i>Erica cinerea</i>	Mediterranean Pink
Hemlock, Canada	<i>Tsuga canadensis</i>	
Hibiscus	<i>Hibiscus</i> spp.	Blue Bird Brilliant Hula Girl
Holly	<i>Ilex</i> spp. <i>Ilex X meserveae</i> <i>Ilex X attenuata</i>	Blue Boy Blue Girl Burfodii China Girl Compacta Forsteri Hellerie Japanese Northern Beauty Needlepoint Nellie R. Stevens Savannah
Holly, Chinese	<i>Ilex cornuta</i>	
Holly, Japanese	<i>Ilex crenata</i>	
Holly, Yaupon	<i>Ilex vomitoria</i>	
Honeysuckle	<i>Lonicera japonica</i>	Clavey's Dwarf Halliana Tatarian Canadian White Zebelli Red Hosta
Hosta	<i>Hosta</i> spp. <i>Hosta lancifolia</i>	Albo Marginata
Ice Plant	<i>Carpobrotus edulis</i>	
Impatiens	<i>Impatiens</i> spp.	
Iris	<i>Iris</i> spp.	Dwarf Blue Wedgewood
Ivy, English	<i>Hedera helix</i>	Bulgaria Thorndale
Jasmine, Asian	<i>Trachelospermum asiaticum</i>	
Juniper	<i>Juniperus</i> spp.	Arcadia Armstrong Bar Harbor
	<i>Juniperus horizontalis</i>	Blue Chip Blue Pacific Blue Rug

	<i>Juniperus horizontalis</i>	Blue Star Broadmoor Buffalo Calgary Carpet Emerald Sea Emerald Spreader Endora Compacta Fruitlandi Green Gold Tip Hetzi Hughes Manhattan Blue Parsoni Pfitzeriana Plumosa Prince of Wales Procumbens Dwarf San Jose Sargent Blue Sargent Green Scandia Scopulorum Moonglow Scopulorum Skyrocket Spartan
	<i>Juniperus chinensis</i>	Tamariscifolia
	<i>Juniperus sabina</i>	Weberi Youngstown Yukon Belle
King Palm	<i>Archontophoenix cunninghamiana</i>	
Laurel, Australian	<i>Pittosporum tobira</i>	
Laurel, Mountain	<i>Kalmia latifolia</i>	
Leucothoe	<i>Leucothoe fontanesiana</i>	
Ligustrum, Japanese	<i>Ligustrum japonicum</i>	
Lily, African	<i>Agapanthus africanus</i>	Albus Peter Pan
Lily, African Blue		
Lily of the Valley	<i>Pieris japonica</i>	Mt. Fire
Lilyturf	<i>Liriope muscari</i>	Evergreen Giant Lilac Beauty Majestic Monroe White Variegata
Liriope, Green	<i>Liriope spicata</i>	
Maple, Japanese	<i>Acer japonicum</i>	

Maple, Norway	<i>Acer platanoides</i>	
Maple, Red †	<i>Acer rubrum</i>	
Maple, Silver	<i>Acer saccharinum</i>	
Maple Sugar †	<i>Acer saccharum</i>	
Marigold	<i>Tagetes patula</i>	Honeycomb Variegata Wheeler's Dwarf
Mock Orange †	<i>Philadelphus spp</i>	Golden Snowflake Double White
Mondo Grass	<i>Ophiopogon japonicus</i>	
Moss Rose	<i>Portulaca grandiflora</i>	Sunnyside
Myrtle, Crape	<i>Lagerstroemia indica</i>	Faurei Langer Muskogee Standard Pink
Myrtle, Wax	<i>Myrica cerifera</i>	
Nandina	<i>Nandina domestica</i>	Compacta Nana
Narcissus	<i>Narcissus spp.</i>	
Oak, Laurel	<i>Quercus laurifolia</i>	
Oak, Pin	<i>Quercus palustris</i>	
Oak, Red	<i>Quercus rubra</i>	
Oak, Southern	<i>Quercus virginiana</i>	
Oak, Willow	<i>Quercus phellos</i>	
Oleander	<i>Nerium oleander</i>	Hardy Red Petite Pink Sister Agnes
Osteospermum	<i>Osteospermum fruticosum</i>	Wirligig
Pachysandra	<i>Pachysandra terminalis</i>	
Palm, Bangalow		
Pampas Grass	<i>Cortaderia selloana</i>	
Pansy	<i>Viola x wittrockiana</i>	
Paper Flower	<i>Bougainvillea glabra</i>	Barbara Karst
Peach †	<i>Prunus persica</i>	
Periwinkle, Dwarf	<i>Vinca minor</i>	
Petunia	<i>Petunia X hybrida</i>	Picoti
Photinia, Red Tip	<i>Photinia X fraseri</i>	
Pieris	<i>Pieris japonica</i>	
Pine, Australian	<i>Pinus nigra</i>	
Pine, Japanese Black	<i>Pinus thunbergiana</i>	
Pine, Loblolly	<i>Pinus taeda</i>	
Pine, Longleaf	<i>Pinus palustris</i>	
Pine, Mugo	<i>Pinus mugho</i>	
Pine, Scotch	<i>Pinus sylvestris</i>	

Pine, Slash	<i>Pinus elliottii</i>	
Pine, Swiss Mt.	<i>Pinus mugo</i>	
Pine, Virginia	<i>Pinus virginiana</i>	
Pine, White	<i>Pinus strobus</i>	
Pineapple, Guava †	<i>Feijoa sellowiana</i>	
Pieris	<i>Pieris taiwanensis</i>	
Pittosporum, Japan		
Potentilla	<i>Potentilla nepalensis</i> <i>Potentilla fruticosa</i>	Abbotswood
Privet	<i>Ligustrum japonicum</i>	Golden Vicary Regal Texanum Wax Yellow Tipped
Privet, Glossy	<i>Ligustrum lucidum</i>	
Pyracantha	<i>Pyracantha koidzumii</i>	Gnome Lalandei Victory
Queen Palm	<i>Arecastrum rammanzoffianum</i>	
Quince, Japanese †		
Rhododendron	<i>Rhododendron spp</i>	Album Cunningham White Fashion Hardy PJM Purple Gem Silvery Pink
Rhododendron, Carolina	<i>Rhododendron carolinianum</i>	
Rhododendron, Catawba	<i>Rhododendron catawbiense</i>	
Rockcress	<i>Arabis spp.</i>	Snowcap
Rhodie Max (Rosebay)	<i>Rhododendron maximum</i>	
Rose †	<i>Rosa banksiae</i>	Luta
Rosemary †	<i>Rosmarinus officinalis</i>	
Rosemary, Bog	<i>Andromeda polifolia</i>	Nana
Salvia	<i>Salvia farinacea</i>	Rhea
Sedum	<i>Sedum spurium</i>	Dragon Blood Red Red Carpet Yellow
Snapdragon	<i>Antirrhinum spp.</i>	
Sourwood	<i>Oxydendrum arboreum</i>	
Spiraea	<i>Astilbe X arendsii</i>	Fanall

Spiraea	<i>Spiraea</i> spp.	Anthony Waterer Red Dolchica Froebeli Pink Goldenflame Red Snowmound White Van Houtte White
Spiraea, Garland	<i>Spiraea</i> spp.	
Spruce, Black Hills	<i>Picea glauca</i>	
Spruce, Colorado Blue	<i>Picea pungens</i>	
Spruce, Norway	<i>Picea abies</i>	
Spruce, White	<i>Picea glauca</i>	Conica
Sweetflag, Grassyy-Le		
Sweetgum	<i>Liquidambar styraciflua</i>	
Sycamore	<i>Platanus occidentalis</i>	
Tree Fern (Tiki Fern)	<i>Asparagus virgatus</i>	
Trumpet Flower, Evening	<i>Gelsemium sempervirens</i>	
Tulip	<i>Tulip</i> , spp	Apeldoorn
Verbena, Shrub	<i>Lantana sellowiana</i>	
Vervain	<i>Verbena</i> spp.	St. Paul
Viburnum	<i>Viburnum</i> spp.	American Cranberry Bush Arrowwood Common Snowball European Cranberry Bush Linden Mohican Wright
Vinca (Periwinkle)	<i>Vinca minor</i>	
Windmill Palm	<i>Trachycarpus fortunei</i>	
Xylosma	<i>Xylosma congestum</i>	
Yarrow	<i>Achillea</i> spp.	
Yaupon	<i>Ilex vomitoria</i>	Dwarf
Yew	<i>Taxus cuspidata</i> <i>Taxus X media</i>	Denisiformis

† Ornamental species only: Do not use on food producing trees and ornamentals.

REFILL INSTRUCTIONS

[Optional for reusable rigid plastic container with application device][This container with applicator cap is reusable with [TURF Fertilizer Plus Dimension Weed Control or this product]. Refill the container with desired amount of this product and use as directed. When done, store or dispose this container as listed on the label.]

Storage and Disposal

Do not contaminate water, food or feed by storage and disposal.

Pesticide Storage: Store this product only in its original container in a cool, dry, locked place out of the reach of children and animals.

Pesticide Disposal and Container Handling: Nonrefillable container. Do not reuse or refill this container. **If empty:** Place in trash or offer for recycling if available. **If partly filled:** Call your local solid waste agency for disposal instructions. Never place unused product down any indoor or outdoor drain.

[Optional Storage and Disposal statement for use with reusable containers.]

STORAGE AND DISPOSAL

Do not contaminate water, food or feed by storage and disposal.

Pesticide Storage: Store product in its original container in a cool dry, locked place out of the reach of children and animals.

Pesticide Disposal and Container Handling: Nonrefillable container. Do not reuse or refill this container except as described in the DIRECTIONS FOR USE (see Refill Instructions). **If Empty:** Place in trash or offer for recycling if available. **If partly filled:** Call your local waste agency for disposal instructions. Never place unused product down any indoor or outdoor drain.

WARRANTY

IMPORTANT: READ BEFORE USE

Read the entire Directions for Use, Conditions, Disclaimer of Warranties and Limitations of Liability before using this product. If terms are not acceptable, return the unopened product container at once.

By using this product, user or buyer accepts the following Conditions, Disclaimer of Warranties and Limitations of Liability.

CONDITIONS: The directions for use of this product are believed to be adequate and must be followed carefully. However, it is impossible to eliminate all risks associated with the use of this product. Crop injury, ineffectiveness or other unintended consequences may result because of such factors as weather conditions, presence of other materials, or the manner of use or application, all of which are beyond the control of Lebanon Seaboard Corporation [Company Name]. All such risks shall be assumed by the user or buyer.

DISCLAIMER OF WARRANTIES: To the extent consistent with applicable law, LEBANON SEABOARD CORPORATION [COMPANY NAME] MAKES NO OTHER WARRANTIES,

EXPRESS OR IMPLIED, OF MERCHANTABILITY OR OF FITNESS FOR A PARTICULAR PURPOSE OR OTHERWISE, THAT EXTEND BEYOND THE STATEMENTS MADE ON THIS LABEL. No agent of Lebanon Seaboard Corporation [Company Name] is authorized to make any warranties beyond those contained herein or to modify the warranties contained herein. To the extent consistent with applicable law, Lebanon Seaboard Corporation [Company Name] DISCLAIMS ANY LIABILITY WHATSOEVER FOR SPECIAL, INCIDENTAL OR CONSEQUENTIAL DAMAGES RESULTING FROM THE USE OR HANDLING OF THIS PRODUCT.

LIMITATIONS OF LIABILITY: To the extent consistent with applicable law, THE EXCLUSIVE REMEDY OF THE USER OR BUYER FOR ANY AND ALL LOSSES, INJURIES OR DAMAGES RESULTING FROM THE USE OR HANDLING OF THIS PRODUCT, WHETHER IN CONTRACT, WARRANTY, TORT, NEGLIGENCE, STRICT LIABILITY OR OTHERWISE, SHALL NOT EXCEED THE PURCHASE PRICE PAID, OR AT LEBANON SEABOARD CORPORATION'S [Company's Name] ELECTION, THE REPLACEMENT OF PRODUCT.

Appendix 1


[Optional Label Claims]

Claims Miscellaneous


1. [Bar code] [product number]
2. [Item number]
3. [Not] Proof of Purchase
4. If the fertilizer guarantee contains iron, the following statement must appear:
[Note:] [Notice:] This product contains the secondary nutrient iron. Iron may stain concrete surfaces and should not be applied on dry or water dampened concrete and must be removed from these areas promptly after application by sweeping or blowing. Do not wash off with water.
5. The following statement must appear (relevant to the fertilizer guarantee):
[Note:] Information regarding the contents and levels of metals in this product is available on the internet at <http://www.regulatory-info-lebsea.com>.
6. The following statement may appear when the application rate applies less than 1 pound of nitrogen per 1,000 sq. ft.:
[Note:] Supplemental applications of lawn fertilizer are needed to achieve a minimum of 1 pound nitrogen per 1,000 sq. ft.
7. The following statement may appear if application rate instructions specify different rates based on different regions in Florida:
[Optional fertilizer text for state of Florida] Florida Applications: [X] annual feedings [with the exception of [listed turfgrass species (X feedings in the north and X feedings in the central and south).] This package applies X.X lbs of product per 1,000 sq. ft.]
8. For products sold in the state of Florida, the following statement may appear:
[Optional text for state of Florida] Do not apply near water, storm drains or drainage ditches. Do not apply if heavy rain is expected. Apply this product only to your

lawn/garden, and sweep any product that lands on the driveway, sidewalk, or street, back onto your lawn/garden.


- 9. The following statement regarding application rates, may appear where application instructions specify an application rate that exceeds a state(s) maximum allowable rate: In the state of [insert state], apply a maximum of [XX.X] lb. product/1,000 sq.ft. [Make no more than [X] application[s] per year.]
- 10. Apply once for the whole season
- 11. For use on cool and warm season turfgrass
- 12. Questions or Comments? Call 1-xxx-xxx-xxxx. (insert phone graphic)
- 13. This Bag Treats Up to _____ Square Feet
- 14.



(MST – Mobile Scan Tag / color) Note, actual symbology varies from product to product, as with UPC codes.



15. (MST – Mobile Scan Tag / black & white)



16. (MST – Mobile Scan Tag / black and white with phone icon)



17. [QR Code] [For more information about this product, please use your mobile device to scan the barcode. Data rates may apply]


18. QR Code Image





19. (Symbol for Spring)





20. (Symbol for Summer)


- 21.  (Symbol for Fall)

- 22.  (Symbol for Spring)


- 23.  (Symbol for Summer)

- 24.  (Symbol for Fall)

- 25.  [With variations for seasons which are ghosted out]

- 26.  [Must use the paw print pictogram with marketing claims No. 44, 45, or 46 below].

- 27. [2] [3] [4] Season Lawn Care Program
- 28. [Specially] formulated for southern [gardens] [climates]
- 29. Another great lawn and garden product, from the makers of Preen®.
- 30. Apply in [Spring], [Summer], [Fall]
- 31. Apply throughout the growing season
- 32. Apply when weeds are growing [-spring, summer or fall]
- 33. Does not harm plants[*] [(*) Please refer to plant list where product can be used] [(*) When used as directed]
- 34. Easy to Use.
- 35. Flowers [pictogram placeholder for flowers]
- 36. for [Warmer] [Warm] [Hot] Climates
- 37. For residential use
- 38. For Southern [flower] [Beds] [Climates] [Gardens] [Landscapes]
- 39. For use on lawns
- 40. Good Housekeeping Seal of Approval (logo)
- 41. Money Back Guarantee
- 42. No stain formula

- 43. NOW FEATURING: [GreenSmart] [GreenSmart logo] ]
- 44. Pet access allowed - once fertilizer dust settles.
- 45. Pet access to lawn once fertilizer dust from application settles.

- 46. Pet access to lawn within [24] hours of treatment.
- 47. Proven performance.
- 48. See inside booklet for complete directions for use, plant listings, & precautionary statements
- 49. Southern [Heat Smart] Formula [for Southern Gardens]
- 50. Sprinkle around flowers, trees[,] [and] shrubs
- 51. To open cut along dotted line [pictogram place holder scissors]
- 52. Try [these] other Preen products:
 - [Preen Organic Vegetable Garden Weed Preventer]
 - [Preen Fabric]
 - [Preen Lawn Weed Control]
 - [Preen Lawn Crabgrass Preventer]
 - [Preen Lawn Crabgrass Preventer Plus Fertilizer]
 - [Preen Lawn Fall Weed Control Plus Fertilizer]
 - [Preen Lawn Stepsaver Weed Control Plus Fertilizer]
 - [Preen Lawn Weed & Feed]
 - [Preen Mulch Plus]
- 53. Use around flowers, trees [and / &] shrubs
- 54. Use [only] around flowers, trees [and /&] shrubs
- 55. Won't wash away
- 56. Works season long up to 3 [4] months
- 57. XX% more [product] [coverage]
- 58. Bonus size [XX]% more [product] [coverage]

Claims regarding Weed Control Properties

- 1. 4 Month [16 week] weed* control
- 2. Controls new weeds* for [up to] 4 months [16 weeks]
- 3. Controls over 40 weed*s for 4 months [16 weeks] (Note: 40 listed weeds)
- 4. Dimension® is a registered trademark of Dow AgroSciences LLC.
- 5. Effective weed* control – prevents weeds all season long
- 6. Prevents crabgrass all season
- 7. Stops [crabgrass] [annual bluegrass] [chickweed] [henbit] (select any listed weed)
- 8. Stops crabgrass before it starts
- 9. Stops Crabgrass, Goosegrass, Chickweed, Oxalis And Many Other Broadleaf and Grass Weeds Before They Emerge and Invade the Turf.
- 10. Weed images [annual bluegrass, chickweed, crabgrass, henbit] (select any listed weed)
- 11. [3, 4] month weed* preventer
- 12. A preemergence herbicide for control of listed broadleaf weeds and annual grasses in:
 - Container grown ornamentals
 - Ground covers/perennials
 - Landscape ornamentals
 - Non-bearing fruit and nut trees***
 - Non-bearing Ornamental fruit and nut trees***
- 13. [Stops] [Prevents] [Blocks] crabgrass for 4 months!
- 14. 4 Month Weed* [Barrier] [Control]

- 15. A Work – Saver Product For The Joy Of Weed-Free* Gardens
- 16. Can be applied up to 4 weeks later than other crabgrass products
- 17. Complete crabgrass control
- 18. Controls tough grasses and weeds* [for example or i.e. (select any listed weeds)] [even (select any listed weeds)]
- 19. Creates a barrier against crabgrass
- 20. Effective Weed* Control – Prevents weeds during growing season – eliminates the need for hand weeding.
- 21. Eliminate [time consuming] hand weeding
- 22. Eliminates crabgrass
- 23. Kills [young] crabgrass [up to 4 weeks after germination]
- 24. Kills young crabgrass [in early stages of growth]
- 25. Longer application window
- 26. No More Crabgrass!
- 27. One application [prevents weeds*] [controls crabgrass] [for 3, 4) months]
- 28. Prevents 40+ [common] weeds* [from germinating] [for 4 months]
- 29. Prevents [40] [+] [tough] [common] [lawn] weeds*
- 30. Prevents [new] weeds* for [up to] 4 Months [guaranteed]
- 31. Prevents [tough] [southern] weeds* including (select weeds from list) [and other common weeds*]
- 32. Prevents [(select any listed weeds)] and many other weeds*
- 33. Prevents [(select any listed weeds)] and other common weeds*
- 34. Prevents [both] grasses and broadleaf weeds* [with one application] [before they get started]
- 35. Prevents crabgrass and [40][+] common lawn weeds* [for up to 4 months]
- 36. Prevents crabgrass and grassy weeds*
- 37. Prevents new weeds* for [up to] [(3, 4) months]
- 38. Prevents the toughest[southern] weeds *
- 39. Prevents tough southern weeds like [(select any listed weeds)]
- 40. Prevents weeds* [up to] [for] [(12, 16) weeks] [(3, 4) months]
- 41. Prevents Weeds* in Ornamental beds and around Bulbs, Flowers, Roses, Herbs, Ground Covers, Ornamental Grasses, Shrubs & Trees
- 42. Prevents weeds* without harm [**] [(**) Please refer to plant list where product can be used]
- 43. Provides [up to] [(3,4)] months weed* control
- 44. Season long weed* preventer
- 45. Shake on Mulch Every 4 Months [with placeholder pictogram Shaker and product]
- 46. Southern [Garden] Weed Preventer*
- 47. Sprinkle around flowers, trees, shrubs [every (3, 4) months]
- 48. Sprinkle once to prevent weeds* [for] [up to] [(3,4) months]
- 49. Stop weeds* before they start around flowers, trees, shrubs
- 50. Stop Weeds* Before They Start[!] [™]
- 51. Stops [new] Weeds* for [up to] 4 Months [guaranteed]
- 52. Stops [new] weeds * [guaranteed]
- 53. Stops crabgrass !
- 54. Stops crabgrass [growth] [and 40 common weeds*]

- 55. Stops weeds* before they start
- 56. The Flower and Garden Weed Preventer*
- 57. This WORK-SAVER product prevents weeds* in one [easy] application.
- 58. Use for a beautiful weed free landscape
- 59. Weed images (select any from list)
- 60. Weed-fighting formula
- 61. Won't harm plants[**] [(**)]Please refer to plant list where product can be used
[(**)]When used as directed]

*See Use Directions for complete list of treated weeds.

** See Use Directions for complete list of acceptable ornamentals.

*** Do not use on food producing trees and ornamentals.

Claims regarding Combination Weed Control and Fertilizer

- 1. Kills Weeds* While Feeding Your Lawn.
- 2. Prevents weeds* [and fertilizes the lawn]
- 3. Prevents weeds* and feeds your lawn [turf] [for 4 months] [for up to 4 months] [for 16 weeks] [for up to 16 weeks]
- 4. Stops weeds* and feeds your lawn [turf] [for 4 months] [for up to 4 months] [for 16 weeks] [for up to 16 weeks]
- 5. [2 in 1] [Southern] Weed* Preventer Plus Plant Food
- 6. [Control] [prevents] crabgrass & fertilizes
- 7. 4 Month Weed* [Control] [Preventer] with Plant Food
- 8. Blocks Crabgrass & Feeds [for 3 months]
- 9. Complete Crabgrass Control with fertilizer
- 10. Lawn Nutrients and Weed* Control in one convenient formula!
- 11. More Blooms, Fewer Weeds* [for 4 months]
- 12. One application prevents weeds* and fertilizes
- 13. Prevents weed*s and feeds plants
- 14. Prevents crabgrass - thickens lawns
- 15. Prevents crabgrass and feeds 4 months
- 16. Prevents Weeds* & Fertilizes in Ornamental beds and around Bulbs, Flowers, Roses, Herbs, Ground Covers, Ornamental Grasses, Shrubs, Trees & Vegetables
- 17. Prevents weeds* and feeds for (3,4) months
- 18. Prevents weeds* and feeds plants
- 19. Prevents weeds* and feeds plants up to 4 months
- 20. Prevents weed*s up to 4 months and feeds plants
- 21. Season-long weed preventer* and fertilizer
- 22. Stops crabgrass growth - Builds thicker, greener lawns
- 23. Stops Weeds* and feeds plants!
- 24. Stops Weeds*, Feeds Plants [for Southern Gardens]
- 25. The Flower and Garden Weed Preventer Plus Fertilizer [Plant Food]
- 26. This WORK-SAVER product prevents weeds* plus fertilizes in one [easy] application.
- 27. Total Season Crabgrass Control [plus fertilizer]

*See use directions for complete list of treated weeds.

Claims regarding Fertilizer Properties

1. [TURF Fertilizer Plus Dimension® Weed Control] – All the fertilizer nutrients your lawn [turf] needs for spring
2. [TURF Fertilizer Plus Dimension® Weed Control] – Providing the Nutrients Needed for Beautiful Lawn [and Ornamentals.]
3. Builds strong, deep roots, for a thick, green lawn [turf]
4. Fertilizes to provide rich color [and vigorous growth]
5. Improves soil fertility
6. Larger Roots / Greener Lawn
7. No phosphate [helps protect our waterways] (for use when fertilizer analysis has “0” phosphate).
8. Promotes rapid root growth
9. Promotes root growth for a thicker, greener lawn [turf]
10. Protects & [and] strengthens for a better spring lawn [turf]
11. Provides your soil with nutrients
12. Restores nutrients to your soil
13. Restores nutrients to your soil for a quick spring green up [green-up]
14. Zero phosphate [helps protect our waterways] (for use when fertilizer analysis has “0” phosphate).
15. [feeds] [provides] for quick spring greening of lawn [grass][turf]
16. [Feeds] for a [quick] [early] spring green up of lawn [grass][turf]
17. [for] [Builds] [a] thicker, [stronger,] greener lawn [grass] [turf]
18. [phosphorus] [phosphate] free [Allowed only when “zero” phosphate indicated.]



In comparison to Other Fertilizer Products

19.



20. (Symbol for heat/drought resistance)



21. (Symbol for stronger roots)

22. [xx%] readily available nitrogen
23. Beneficial, High Quality Fertilizer – For abundant blooms, increased yields, strong root development and improved plant vigor.
24. Builds [strong] deep roots [to retain water] [to protect from drought and heat] [to endure heat, drought] [for better heat and drought tolerance]
25. Builds stronger roots [for maximum drought resistance] [for maximum greening of lawn [grass][turf] [for maximum water absorption]
26. Deeper roots better retain water to protect from heat and drought

- 27. Deeper, stronger roots means less watering needed
- 28. Feeds [plants] for more blooms!
- 29. Feeds for [bigger,] more colorful plants
- 30. Fertilizes [Feeds] your plants
- 31. Great results, first season of use –guaranteed.
- 32. Grow a thicker, greener lawn with less water
- 33. Helps plants retain water to protect against heat and drought
- 34. Improves water absorption [in turf grasses]
- 35. Less watering, [drought resistant] due to [stronger] [deeper] roots
- 36. No burning when used as directed.
- 37. Promotes [vibrant] [more] [colorful] blooms
- 38. Replenishes soil nutrients [for a thicker, greener lawn]
- 39. Restores nutrients [to your soil] for a quick spring green up of lawn [grass][turf]
- 40. Strengthens plants against heat and drought
- 41. Strong[er] roots [can] [will] absorb [more] water [better] [with less effort]
- 42. There's no chance of overfeeding or burning your plants when used as directed.
- 43. This product contains a [fertilizer] [plant food] consisting of nitrogen, phosphorus, and potassium to keep your plants growing strong.
- 44. With Brilliant Blooms [Plant Food]
- 45. Won't burn your plants

Claims regarding Slow Release Fertilizer Properties

- 1. [TURF Fertilizer Plus Dimension® Weed Control or This product] feeds and greens with [slow release] fertilizer [for up to 3 months] [for up to 12 weeks].
- 2. Feeds [greens] [strengthens] [thickens] your lawn for up to 3 months [12 weeks]
- 3. Feeds your lawn [turf] up to 12 weeks
- 4. Greens up to 3 months [12 weeks]
- 5. MESA® is a registered trademark of Lebanon Seaboard Corporation.
- 6. Patented, controlled release nitrogen for continuous feeding
- 7. Quick and continuous greening for up to 3 months [12 weeks]
- 8.

XX	XX	XX
Nitrogen (N)	Phosphorous (P)	Potassium (K)
Contains Timed-Release Nitrogen for growing a thick green lawn [Stimulates growth and encourages a thick. green lawn]	Improves Root [Improves root growth and Plant Storage Capacity]	Improves Plant Hardiness & Drought Resistance

- 9. **12** (Number symbol as shown in circle – number will range from 1 to 12 weeks/months)
- 10. [1 to 12] Feeds your lawn up to [X] [weeks] [months].
- 11. [Controlled] [Slow] Release feeding up to [X] weeks
- 12. [Controlled] [Slow] Release Plant Food
- 13. [METH-EX®] [MESA®] Provides slow, continuous feeding for up to 12 weeks. Initially some nitrogen is released by water to provide early spring green-up of lawn [grass][turf]. As soil temperatures warm, nitrogen is gradually released through microbial action that minimizes surge growth.
- 14. [with] [Continuous Release] Plant Food
- 15. [xx%] slowly available nitrogen
- 16. Change to a more efficient, top-performing fertilizer
- 17. Continuous feeding [for] [up to] [(X weeks) (X months)]
- 18. Extended Feeding Plant Food
- 19. Extended time-release feeding of nitrogen lasts into the summer.
- 20. Featuring both immediate release and controlled-release nutrients.
- 21. Featuring MESA® Slow Release Nitrogen
- 22. Feeds [for] [up to] [X months] [X weeks]!
- 23. Feeds [lawns] for 3 months!
- 24. Feeds [plants] [for] [up to] [X months]!
- 25. Feeds [your] [the] lawn [for 3 months]
- 26. Fertilize once for whole growing season.
- 27. Get spectacular results with an enhanced efficiency fertilizer.
- 28. METH-EX® is a registered trademark of Lebanon Seaboard Corporation.
- 29. No flush growth response after application means less clippings.
- 30. One easy application feeds your plants [for 3 months] to promote beautiful color, blooms, foliage and strong root growth.
- 31. Slow release nitrogen helps prevent leaching into area water systems when applied as directed.
- 32. What is Slow Release Nitrogen?
- 33. with [Controlled] [Slow] Release Plant Food

Claims regarding POWER Applicator Cap

- 1. [1] [2] [AA] [AAA] Batteries [included]
- 2. Includes [1] [2] [AA] [AAA] Batteries
- 3. [Dispenses] [Flows] [Spreads] evenly, [less work]
- 4. Motorized!
- 5. Easy to use [applicator] [Spreader]
- 6. [Dispenses] [Flows] [Spreads] [Covers] [evenly,] [more precisely] [for better results] [for better weed prevention], [less work] [easily]
- 7. [Dispenses] [Releases] [Applies] [granules] [products] evenly
- 8. [For] [Provides] [allows for] [even] [precise] [coverage] [application]
- 9. [Easy] [EZ] [Flow] [Even Flow] [MaxControl] [Battery Powered] [Automatic] [Auto] [Shaker] [Power] [Applicator] [Spreader] [Dispenser]

10. [Reusable] [Built in] (Battery Powered) [Motorized] [Power] [Spreader] [Dispenser] [Dispensing] [Cap] [Spout] [Applicator][Included]
11. Fast [and, &] [Easy] shake-free [dispensing][applicator][dispenser] [spreader] [just hold and go]
12. [Just] hold and go!
13. [Require] [1] [2] [AA] [AAA] Batteries [(included]
14. [XX]% more [product] [coverage]
15. [Applicator] [Scoop] Included [pictogram placeholder for applicator]
16. Automatic motor shut-off when lid is closed
17. Bonus size [XX]% more [product] [coverage]
18. Bonus size!
19. Bonus size [covers xx sq. ft.)
20. Image of cap with product dispensing
21. Battery Powered [cap] [for even coverage]
22. Special Value[!] [Bonus Value] [!]
23. Easy to Apply – Just shake on
24. [Easy to Apply-] No Shaking!
25. Easy (to) open] [resealable] bag
26. EASY TO USE APPLICATOR [Insert image]
27. [For] [Provides] [uniform] [even] [accurate] coverage
28. [Allows for] [Provides] more precise application
29. Follow manufacturer's directions for battery disposal.
30. For [an] [even] [uniform] even flow [and more precise application]
31. Just Flip Open & Hold
32. [Just] flip open and go
33. Lift here to open [pictogram of an arrow]
34. No shaking!
35. Press to reseal
36. Ready To Use Granules with Built In [Shaker] Applicator [for rigid plastic containers]
37. Reusable [battery-powered] [power] [applicator] [fits all Preen bottles]
38. Reusable Container
39. Releases [distributes] product evenly [for uniform coverage] [for best results]
40. Saves time
41. Shake on Mulch Every 4 Months [with placeholder pictogram Shaker [applicator] and product]
42. Applies [granules] xx times as fast as shaking!
43. Value Pack [!]
44. Includes [Preen] [Battery Powered] [Spreader] [Dispenser] [Dispensing] [Applicator][Cap] [Spout] and [1] [2] [specify weight] refill bag[s] [pictogram]
45. [Specify weight] Refill [size] [bag]
46. Apply on mulch every [3] [4] months (with pictogram or image of product)
47. Simply press to close
48. Special [bonus] value!
49. When storing container at end of season, remove batteries [to prevent leakage].
50. Dispose of batteries as per manufacture's direction.

51. To replace batteries, open battery door [loosen and remove screws in underside of cap to reveal battery housing]
52. Applicator instructions [Getting Started] [First time use]
[Note to reviewer: #52, #53 and #54 are optional directions to replace #51. The bracketed numbers and letters below are optional and bullets can be used.]

- [1.] Unscrew [applicator] cap [pictogram or image]
 - [2.] Remove seal from top of bottle [container] [pictogram, icon or image]
 - [3.] Remove tab to activate batteries [pictogram, icon or image]
 - [4.] Replace [applicator] cap [pictogram, icon or image]
 - [5.] [Flip (insert color) top up [pictogram, icon or image]
 - [6.] [Tilt away from face before turning on]
 - [7.] To begin spreading, tilt bottle [container] [toward ground] and turn [flip] [select color] power [button] [switch] to on position. [Pictogram, icon or image]
 - [8.] Apply as directed.
 - [9.] Simply press to close.
- [Optional steps 5 and 6 may replace steps 5-7]
- [5.] To begin spreading, open top, turn on power [button] [switch] and tilt bottle. [Pictogram, icon or image]
 - [6.] Apply as directed.

53. [Getting Started] [Applicator Instructions] [Spreader Instructions]
- (a) Unscrew [applicator] cap and remove seal from top of bottle; replace cap.
 - (b) [Flip open top), [and](open) [remove](battery cover and) pull [vinyl] tab to activate batteries.] [we'd like this direction b, e and f to be optional.]
 - (c) To begin spreading, [flip open] [top] [and] turn on [color] power switch.
 - (d) Tilt bottle [at 45-degree angle] toward ground and [hold steady as you] apply [as directed] [pictogram or image]
 - (e) [If motor (gets clogged) [stops][stops working], turn power switch [to] off [position] and manually rotate the [color](dial) [disc] on top of (the) (cap) [lid] [spout cap] to dislodge (granules) [product]. Turn power back on to resume application.]
 - (f) [(Simply) Press to close (- motor automatically shuts off when lid is closed).]

54. [Getting Started] [Applicator Instructions] [Spreader Instructions]
- (a) Unscrew cap. Remove seal from top of bottle. Replace cap.
 - (b) (Pull tab to activate batteries) direction b is optional here.
 - (c) To begin spreading, (flip) open top, turn on power switch, and tilt bottle (toward ground)
 - (d) Apply as directed.
 - (e) (If motor (gets clogged) [stops][stops working], turn power switch [to] off [position] and manually rotate the [color](dial) [disc] on top of (the) (cap) [lid] [spout cap] to dislodge (granules) [product]. Turn power back on to resume application.) [direction E is optional here]
 - (f) (Simply) press to close) [direction F is optional here]


55. [Tips for Use] [Getting Started] [Instructions]
- [a.] [Unscrew [applicator] cap] [and] [remove protective seal from] (cap) [top of bottle] [top of container]. [Note to the reviewer this step is optional]

- [b.] [Open battery door and] remove tab to activate batteries [Note to the reviewer this step is optional]
- [c.] Turn power switch on while [bottle] [container] [spreader] is in an upright position, [and] [then] tilt [bottle] [container] [spreader] toward ground [at a 45-degree angle].
- [d.] Adjust the angle of the [bottle] [container] [spreader] to control the flow
- [e.] When finished, turn power off while [bottle] [container] [spreader] is still pointed downward. [Note to the reviewer this step is optional]
- [f.] Hold [bottle] [container] [spreader] steady [and apply as directed] [and apply in an even back and forth motion] [Note to the reviewer this step is optional]
- [g.] If motor (gets clogged) [stops] [stops working], turn power switch [to]off [position]and manually rotate [the] [color] (dial) [disc] on top of(the)[cap] (lid) [spout cap] [counterclockwise] [clockwise] [in direction of arrow] to dislodge(granules) [product] . [Turn power back on to resume application.] [Note to the reviewer this step is optional]
- [h.] Pictogram of proper use of spreader [Note to the reviewer this step and pictogram are optional]
- [i.] Preen suggests use of protective eyewear when using battery powered cap. [Note to the reviewer this step is optional].


- 56. Up to [X minutes] of continuous spreading
- 57. For maximum control
- 58. For [greater] [more accurate] coverage [accuracy]
- 59. Battery [shelf] life [up to X hours] [up to X years]
- 60. Battery lasts x hours
- 61. Visit www.preen.com for gardening [and weed prevention] tips, [and] [valuable offers] [and more information on Preen products.]
- 62. Instant Savings!
- 63. [\$1.50] [\$2.00] [\$2.50] [\$3.00] [\$4.00] [\$5.00] off [regular price] [visit www.Preen.com for details] [see store associate for details]
- 64. [\$1.50] [\$2.00] [\$2.50] [\$3.00] [\$4.00] [\$5.00] off a future [Preen] purchase [of select Preen Products.] [Visit www.Preen.com for details.] [see store associate for details]
- 65. [\$1.50] [\$2.00] [\$2.50] [\$3.00] [\$4.00] [\$5.00] rebate [Visit www.Preen.com for details.] [see store associate for details]
- 66. [\$1 - \$10] Rebate (-) Visit [www.Preen.com or Preen.com] for offer details [, & complete terms & conditions.] [Expires [place holder for DATE].] [Limit 1 request per household.] [Void where prohibited.]

Claims regarding GreenSmart Fertilizer Properties

- 1. GreenSmart Enhanced Efficiency Fertilizer for a Green Lawn
- 2. [contains] [with] GreenSmart
- 3. GreenSmart
- 4. GreenSmart (logos)



GreenSmart.
FOR A GREEN LAWN





5. GreenSmart and design is a trademark of Lebanon Seaboard Corporation
6. 20% less nutrients required for the same great lawn [turf] results [with GreenSmart Enhanced Efficiency Fertilizer]
7. Enables lawns [turf] to use nutrients more efficiently
8. Enhanced Efficiency Fertilizer
9. Enhances nutrient absorption
10. Enriches soil to promote a vibrant, hardy lawn [turf]
11. GreenSmart enhances poor soil, creating an environment in which lawns [turf] can thrive. GreenSmart produces thick, green lawns [turf].
12. GreenSmart nourished lawns [turf] are more robust because their root systems are larger, deeper and better developed. Vigorous roots mean[s] the lawn [turf] is hardier and better able to tolerate the stress that comes with heat and drought.
13. GreenSmart produces thick, green lawns [turf]
14. Helps lawns [turf] retain water to protect against heat & [and] drought
15. Helps unlock nutrients already in the soil
16. Improved Nitrogen Efficiency - Reduces Leaching
17. [GreenSmart Enhanced Efficiency Fertilizer -] Improved nutrient release and absorption into the lawn [turf] allows 20% less nutrients to be applied while still providing [a] quality lawn [turf]
18. Improves drought resistance
19. Improves lawn's [turf's] ability to absorb water & [and] nutrients
20. Increase nutrient up-take in grass [lawns] [turf] up to 20% [with GreenSmart Enhanced Efficiency Fertilizer]
21. Lawn[s] [turf] [and plants] nourished with [company name's] GreenSmart are [is] able to tolerate the stress from heat and drought. GreenSmart produces large, deep, and well

developed root systems that can retain water. This enables lawns [turf] [and plants] to withstand stressful conditions.

- 22. Less watering needed
- 23. Less watering needed, drought resistant [lawn] [turf]
- 24. Makes it easier for lawns [turf] to absorb soil nutrients
- 25. N-P-K with GreenSmart [Enhanced Efficiency Fertilizer for a Green Lawn]
- 26. Plants [lawns] [turf] use[s] nitrogen more efficiently so you need less
- 27. Poor soil may have fewer of the nutrients needed to promote a vigorous lawn [turf].
GreenSmart works by enriching your soil with nutrients. GreenSmart revitalizes the soil, which aids in the development of a larger, deeper and better root system. The enhanced habitat is proven to produce a green, thick, vigorous lawn [turf], and reduces the need for watering.
- 28. Promotes rapid root growth [for a thick green] [lawn] [turf]
- 29. Recharges your soil with nutrients!
- 30. Reduces plant [lawn] [turf] stress related to drought
- 31. Reduces stress on lawns [turf], protects from drought & heat
- 32. Speeds root growth to improve nutrient absorption
- 33. Unlocks the nutrients in soil, enhancing nutrient absorption, so you can grow a thicker, greener lawn [turf] with less water.
- 34. Unlocks the nutrients in your soil
- 35. A high-quality product, made with GreenSmart.
- 36. Because your grass is better able to absorb and use the nutrients and moisture provided by the surrounding soil, less fertilizer ingredients are needed.
- 37. Better lawn nutrition [means] [results in] stronger, heartier grass.
- 38. Boosted root development helps retain water to protect against heat and drought, so less watering is needed.
- 39. Enriches soil, nourishing [lawn][plants] to become stronger and more able to withstand stresses like drought — so you can water less.
- 40. Fertilizers with GreenSmart represent a new class of lawn-care treatment options.
- 41. For the results you want – for the neighborhood you can be proud of.
- 42. Good nutrition is an essential part of being personally fit, and a big part of a quality lawn too.
- 43. GreenSmart – Proven performance.
- 44. GreenSmart [provides] [adds] nutrients where they are needed most, stimulating root growth and improving the efficiency of the lawn’s natural root system.
- 45. GreenSmart enhances soil habitat to improve nutrient absorption. Better plant nutrition means stronger, heartier plants.
- 46. GreenSmart helps build strong plants that need less watering because stronger, flourishing lawns are more able to withstand heat and drought.
- 47. GreenSmart helps reduce lawn stress due to heat and drought.
- 48. GreenSmart helps revitalize soil, making more [conventionally] [commonly] [normally] occurring nutrients available.
- 49. GreenSmart introduces beneficial nutrients that promote stress-resistance in [plants] [lawns]
- 50. GreenSmart is an exclusive, nutrient-rich formula that promotes plant quality
- 51. GreenSmart is rich in essential nutrients [plants] [lawns] need.

- 52. GreenSmart is rich in essential soil nutrients plants need for optimal plant quality.
- 53. GreenSmart promotes a lawn that's heartier and better able to sustain itself.
- 54. GreenSmart promotes better water retention to protect against heat and drought
- 55. GreenSmart provides lawns [turf] with nutritional support to help promote and maintain overall plant vigor resulting in a beautiful, green lawn.
- 56. GreenSmart provides nutritive benefits to the [lawn] [plants] [turf] to enhance nutrient reception.
- 57. GreenSmart. Look for it in quality lawn and garden products.
- 58. GreenSmart's nutrients stimulate soil habitat efficiency and promote development of deeper roots for a lawn that needs less watering, and produces grass that's hearty and drought resistant.
- 59. Improves water conservation by building strong roots and more stress-tolerant plants
- 60. More efficient nutrient delivery, providing similar results with less nitrogen than traditional fertilizers
- 61. More efficient nutrient delivery; requires less nitrogen inputs.
- 62. Now with [GreenSmart logo]
- 63. Provides similar greening results with up to [20%] [30%] less nitrogen than traditional fertilizers.
- 64. Reduces need for watering by increasing tolerance to drought and heat.
- 65. Revitalizes soil habitat to grow stronger, heartier plants.
- 66. Take pride in your lush, green lawn – and pride in your neighborhood
- 67. When it comes to growing a green lawn, GreenSmart is downright brilliant!
- 68. www.greensmart.com
- 69. You can feel good about the beautiful, green lawn results — and the positive impact on your neighborhood.

GreenView® Brand of Products Optional Marketing Claims

- 1. [GreenView®] [Company name] guarantees you will be satisfied with the performance of this product when used as directed. If you are not satisfied, return to a[n] [Company name] store with proof of purchase for a replacement product or full refund of the purchase price. Or you can mail proof of purchase to the address listed below for a full refund. [Company name and address]
- 2. [GreenView®] [Company name] guarantees you will be satisfied with the performance of this product when used as directed, or your money back. If not satisfied, describe the nature of your problem and simply send proof of purchase to [Lebanon Seaboard Corporation, 1600 East Cumberland Street, Lebanon, PA 17042] [Company name and address].
- 3. For more information on our complete line of [GreenView®] [Company Name] [Brand Name] Lawn and Garden Products, visit our website at [www.lebsea.com] [www.greenviewfertilizer.com] [www.xyz.com] [Insert product images]
- 4. GreenView® (logo) **GREENVIEW®**
- 5. GreenView® is a registered trademark of Lebanon Seaboard Corporation.
- 6. GreenView® yard wide guarantee [green leaf graphic] [GreenView® logo]
- 7. GreenView [Fairway Formula] fertilizers utilize a unique, slow release nitrogen source.

- 8. GreenView® and METH-EX® are registered trademarks of Lebanon Seaboard Corporation.



- 9. [* See back panel for more details] , as part of design only shown when used on label surfaces, other than the back panel)

Preen® Brand of Products Optional Marketing Claims

- 1. To the extent consistent with applicable law, [Company name] guarantees you will be satisfied with the performance of this product when used as directed, or your money back. If not satisfied, describe the nature of your problem, and send with proof of purchase to: [Company name and address]

Preen

- 2. Preen® logo
- 3. Preen® Guarantee
- 4. Preen® is a registered trademark of Lebanon Seaboard Corporation.
- 5. [Visit] www.preen.com
- 6. Keep your lawn looking great all year [Early Spring] [Late Spring] [Fall] (show other Preen Lawn package images with product name)
- 7. Preen Weed Preventer & Plant Food
- 8. Preen works so you don't have to
- 9. Preen [weeds] [covers] more
- 10. Try [these] other Preen products!
 - Preen Lawn Stepsaver Weed Control Plus Fertilizer
 - Preen Weed & Grass Killer
 - Preen Mulch Plus
 - Preen [Garden] Weed Preventer Plus Plant Food
 - Preen Weed Preventer with Brilliant Blooms Fertilizer
 - Preen Landscape Weed Control Fabric
 - Preen Organic Vegetable Garden Weed Preventer

ACE® Brand of Products Optional Marketing Claims

- 1. ACE® is a registered trademark of ACE Hardware Corp.
- 2. Green Turf® is a registered trademark of [Company Name]
- 3. Made in the USA for ACE Hardware Corp., Oak Brook, Illinois, 60523, USA
- 4. Questions or Comments Call 1-XXX-XXX-XXXX



- 5. Satisfaction Guaranteed ACE® Promise [circle graphic]
- 6. Telephone graphic
- 7. www.acehardware.com
- 8. The ACE® Promise. If this ACE product when used for its intended purpose, fails to give you complete satisfaction, return the item to the ACE Hardware store where purchased for free replacement of the same or similar item.

Sta-Green® Brand of Products Optional Marketing Claims

- 1. Computer and phone graphics
- 2. If you use [TURF Fertilizer Plus Dimension® Weed Control] as directed and are not completely satisfied, send proof of purchase from this package and the original cash register receipt to the address below. We will refund the purchase price you paid.
- 3. LOOK! For other quality Sta-Green® lawn & garden products. For more information, visit us on our website at www.sta-green.com [www.xyz.com] or call our Consumer Service [Customer Service] Hotline [Number] at 1-xxx-xxx-xxxx.
- 4. Money Back Guarantee [optional graphic]
- 5. Sta-Green® is a registered trademark of [Company name]



- 6. Sta-Green® logo
- 7. The Sta-Green® Promise
- 8. Your satisfaction guaranteed or your money back!

Private Label Customer Brand of Products Optional Marketing Claims

- 1. [Company name] guarantees you will be satisfied with the performance of this product when used as directed, or your money back. If not satisfied, describe the nature of your problem, and send with proof of purchase to: [Company name and address]
- 2. [Private label] is a registered trademark of [Company name]
- 3. [Private label] logo
- 4. Computer and phone graphics
- 5. If you use [TURF Fertilizer Plus Dimension® Weed Control] as directed and are not completely satisfied, send proof of purchase from this package and the original cash register receipt to the address below. We will refund the purchase price you paid.
- 6. LOOK! For other quality [Private label] lawn & garden products. For more information, visit us on our website at [www.xyz.com] or call our Consumer Service [Customer Service] Hotline [Number] at 1-xxx-xxx-xxxx.
- 7. Money Back Guarantee [optional graphic]
- 8. Your satisfaction guaranteed or your money back!

Agway Brand of Products Optional Marketing Claims



1.



2.



3.

4. [Brand] is a [registered] trademark of [Company]

5. 4 Stage Lawn Care Program

6. Agway Guarantees Satisfaction

7. Agway Stage 1 Crabgrass Control & Fertilizer

8. Greenlawn® Crabgrass Preventer With Lawn Food (Note: alternate brand name)

9. Agway® and Greenlawn® are registered trademarks of Southern States Cooperative, Inc.

10. Agway® logo

11. Calendar Application Icon

12. Guaranteed Satisfaction logo/pictogram

13. If for any reason you are not fully satisfied with the performance of this product, we want to know. Just bring the item back to the store and we will exchange it or issue a refund.

14. Manufactured for and distributed by Southern States Cooperative, Inc., 6606 West Broad Street, Richmond, VA 23230

15. To find an Agway store near you visit www.agway.com

16. If for any reason you are not fully satisfied with the performance of this product, we want to know. Just bring the item back to the store and we will exchange it or issue a refund.

17. Agway® and Stage® are registered trademarks of Southern States Cooperative, Inc.

18. To find a store near you visit www.agway.com

19. For more information on spreader settings go to www.agway.com

20. For more information, visit www.agway.com

21. NOTICE: Buyer assumes all responsibility for safety and use not in accordance with directions.

22. [Agway (Subregistrant)] 4 Stage Lawn Program makes it easier to have a lush, green lawn. Our 4 simple applications eliminate the guesswork and give you professional lawn care results. Each stage combines just the right amount of fertilizer with the right amount of control and prevention. Just match each stage to the correct season and you'll prevent

crabgrass, control weeds and insects and prepare your lawn for the winter. It's what your lawn needs for strong growth.

- 23. Guaranteed Satisfaction
- 24. (Subregistrant) Guarantees Satisfaction
- 25. 4 Stage Lawn Care Program.[Pictogram numbers 1-4] [pictogram for 4 Step Program]
 - March 1 – April 30
 - April 15 – June 15
 - August 1- September 30
- 26. No crabgrass [Pictogram crabgrass circle with slash through it]
- 27. Stage 1 [Pictogram crabgrass with slash through it]
- 28. AGWAY'S Greenlawn products are the quality choice in complete lawn care. You determine your lawn needs, and you'll find a Greenlawn product to help you. Fertilizers, lawn starters, crabgrass prevention, weed and insect control, winterizers - everything you need for a lush, green lawn and year-round protection. Each one is easy to apply and guaranteed to produce quick, long-lasting results.
- 29. Notice: Read the entire label. Use only according to label directions. Before buying this product, read the Warranty Section elsewhere on this label. If terms are not acceptable, return the unopened container at once.
- 30. AGWAY Guarantees Satisfaction If for any reason you are not fully satisfied with the performance of this product, we want to know. Just bring the item back to the store and we will exchange it or issue a refund.
- 31. For best results, use an Agway spreader.

Menards® Brand of Products Optional Marketing Claims:

1.



2.



3.



4.

5. FOREVERGREEN® Lawn Builder(R) Crabgrass Preventer With Lawn Food (Note: Alternate Brand Name)



6.



7. 100% Satisfaction Guaranteed or Your Money Back



8. SLOW-RELEASE NITROGEN FEEDS YOUR LAWN OVER (2) (3) (4) MONTHS!

9. 4-STEP LAWN CARE PROGRAM

10. Crab-Buster® is a registered trademark of Dow AgroSciences LLC.

11. Distributed by Eau Claire Coop Oil Co., P.O. Box 837, Eau Claire, WI 54602

12. Features:

- i. Prevents crabgrass & fertilizes in one application.
- ii. [Crab-Buster®] herbicide controls crabgrass and many other annual weedy grasses before they grow.
- iii. Gives a full feeding of fertilizer.
- iv. Slow-Release Nitrogen thickens and provides a lush and deep green lawn - Feeds your lawn [over] [up to], [two][three] months!

13. Fertilize turf [lawn] to improve color, density, uniformity and resistance to traffic and disease.

14. ForeverGreen® is a registered trademark of E C Grow Incorporated Corporation.

15. If, for any reason, after using the Menards® Premium 4-Step Fertilizer Program, you are dissatisfied with the results, simply bring the label from a bag of Menards® Premium Lawn Fertilizer and proof of purchase to the store this product was purchased from for a full refund.

16. Lawn Builder

17. Menards is a registered trademark of Menard, Inc. Corporation.

Pike Nurseries® Brand of Products Optional Marketing Claims



1.



2.

3. PIKE NURSERIES is a registered trademark of Pike Nurseries Acquisition, LLC.

4. Pike Nurseries Corporate Office, 2675 Breckinridge Blvd., Suite 300, Duluth, GA 30096

- 5. Satisfaction Guaranteed
- 6. SUPER PREMIUM

Armstrong Garden Centers Brand of Products Optional Marketing Claims



- 1.
- 2. Armstrong Garden Centers, Inc. , 2200 E. Route 66, Suite 200, Glencora, CA 91740

Vigoro Brand of Products Optional Marketing Claims



- 1.
- 2.
- 3. Vigoro is a registered trademark of HOMER TLC, INC. CORPORATION
- 4. Vigoro, is a ® sub-brand of The Home Depot.
- 5. THD corporate address is: **The Home Depot** , 2455 Paces Ferry Road Atlanta, Georgia 30339

Orchard Supply Brand of Products Optional Marketing Claims



- 1.



- 2.



- 3.
- 4. Orchard Supply Hardware is a registered trademark of Orchard Supply Hardware, LLC.
- 5. **Orchard Supply Hardware, 6450 Via Del Oro, San Jose, CA 95119 Spreader Models for Spreader Setting Table:**

Drop Spreaders	Calibration Settings at Specified Rate (lb/1000 sq ft)					
	1.5	2.1	2.3	2.7	3.1	6.0
Agri-Fab	XX	XX	XX	XX	XX	XX
Agway						
Earthway						
Easy Green						
Ferti-Lome						
Glorion						
Greenview® Spred III						
Greenview® Spred® XP1						
Greenview® Show N Tell						
Jonathan Green						
K-Mart K-Grow						
Lawncrafter 45-0311-3						
Ortho						
Precision						
Red Devil Drop						
Republic Drop						
Scotts AccuGreen® 1000						
Scotts AccuGreen® 2000						
Scotts AccuGreen® 3000						
Scotts Easy Gro						
Scotts PF-1						
Scotts PF-3						
Scotts Precision						
Sears Lawn Crafter						
SpredDevil						
Sta-Green						
Statesman I						
Statesman II						
TrueServe Green Thumb 7300						
Vigoro						
Broadcast Spreaders						
Ace Rotary	XX	XX	XX	XX	XX	XX
Agri-Fab 45-0187						
Agway						
Ames 24-626 Commercial						
Cyclone Model B1-80						
Earthway EV-N-Spred 2600						
Ferti-Lome						
Franks						
Glorion						

Green Line						
Greenview® Jet-Spred II						
Greenview® Jet-Spred III						
Greenview® Jet-Spred SS1						
Jonathan Green						
Lawnrafter						
Ortho 545 EZGro						
Pennington 2050SU						
Precise Fit						
Precision Pro						
Precision						
Precision Pro						
Precision Products						
PrizeLAWN LiL' FOOT (LF-1)						
Red Devil						
Republic 545 EZGro						
Republic EZ Broadcast 75450						
Republic EZ Grow						
Republic						
Roto-Jet						
Scotts Basic						
Scotts Deluxe™						
EdgeGuard®						
Scotts EasyGreen						
Scotts EdgeGuard						
Scotts SpeedyGreen® 1000™						
Scotts SpeedyGreen® 2000™						
Scotts SpeedyGreen® 3000™						
Scotts Standard						
Sears 671-19261						
Sears Craftsman 24322 85lb						
Sta-Green						
States an Pull ehind						
Stinger otary						
TrueServe Green Thumb 2000A						
Vigoro						