

INTERNATIONAL UNION FOR THE PROTECTION OF NEW VARIETIES OF PLANTS

Geneva

DRAFT

TREE PAEONY

UPOV Codes: PAEON_DEL; PAEON_JIS; PAEON_LUD; PAEON_OST;
PAEON_QIU; PAEON_ROC; PAEON_SUF

Paeonia delavayi Franch.; *Paeonia jishanensis* T. Hong & W. Z. Zhao;
Paeonia ludlowii (Stern & Taylor) D. Y. Hong;
Paeonia ostii T. Hong & J. X. Zhang; *Paeonia qiui* Y. L. Pei & D. Y. Hong;
Paeonia rockii (S. G. Haw & Lauener) T. Hong & J. J. Li ex D. Y. Hong;
Paeonia suffruticosa Andrews

GUIDELINES

FOR THE CONDUCT OF TESTS

FOR DISTINCTNESS, UNIFORMITY AND STABILITY

prepared by experts from China

to be considered by the

*Enlarged Editorial Committee at its meeting
to be held in Geneva, on January 9 and 10, 2013*

Alternative Names:*

Botanical name	English	French	German	Spanish
<i>Paeonia delavayi</i> Franch.	Tree peony, Yellow Tree Paeony	Pivoine arbustive	Delavays Strauch- pfingstrose, Gelbe Pfungstrose	
<i>Paeonia jishanensis</i> T. Hong & W. Z. Zhao				
<i>Paeonia ludlowii</i> (Stern & Taylor) D. Y. Hong				
<i>Paeonia ostii</i> T. Hong & J. X. Zhang				
<i>Paeonia qiui</i> Y. L. Pei & D. Y. Hong				
<i>Paeonia rockii</i> (S. G. Haw & Lauener) T. Hong & J. J. Li ex D. Y. Hong			Gefleckte Strauch- pfingstrose	
<i>Paeonia suffruticosa</i> Andrews, <i>Paeonia moutan</i> Sims	Tree Paeony, Moutan Paeony	Pivoine arbustive	Strauchpäonie	Peonia

The purpose of these guidelines ("Test Guidelines") is to elaborate the principles contained in the General Introduction (document TG/1/3), and its associated TGP documents, into detailed practical guidance for the harmonized examination of distinctness, uniformity and stability (DUS) and, in particular, to identify appropriate characteristics for the examination of DUS and production of harmonized variety descriptions.

ASSOCIATED DOCUMENTS

These Test Guidelines should be read in conjunction with the General Introduction and its associated TGP documents.

* These names were correct at the time of the introduction of these Test Guidelines but may be revised or updated. [Readers are advised to consult the UPOV Code, which can be found on the UPOV Website (www.upov.int), for the latest information.]

TABLE OF CONTENTSPAGE

1.	SUBJECT OF THESE TEST GUIDELINES.....	3
2.	MATERIAL REQUIRED.....	3
3.	METHOD OF EXAMINATION.....	3
3.1	NUMBER OF GROWING CYCLES.....	3
3.2	TESTING PLACE.....	3
3.3	CONDITIONS FOR CONDUCTING THE EXAMINATION.....	3
3.4	TEST DESIGN.....	3
3.5	ADDITIONAL TESTS.....	4
4.	ASSESSMENT OF DISTINCTNESS, UNIFORMITY AND STABILITY.....	4
4.1	DISTINCTNESS.....	4
4.2	UNIFORMITY.....	5
4.3	STABILITY.....	5
5.	GROUPING OF VARIETIES AND ORGANIZATION OF THE GROWING TRIAL.....	5
6.	INTRODUCTION TO THE TABLE OF CHARACTERISTICS.....	6
6.1	CATEGORIES OF CHARACTERISTICS.....	6
6.2	STATES OF EXPRESSION AND CORRESPONDING NOTES.....	6
6.3	TYPES OF EXPRESSION.....	6
6.4	EXAMPLE VARIETIES.....	6
6.5	LEGEND.....	7
7.	TABLE OF CHARACTERISTICS/TABLEAU DES CARACTÈRES/MERKMALSTABELLE/TABLA DE CARACTERES.....	8
8.	EXPLANATIONS ON THE TABLE OF CHARACTERISTICS.....	17
8.1	EXPLANATIONS COVERING SEVERAL CHARACTERISTICS.....	17
8.2	EXPLANATIONS FOR INDIVIDUAL CHARACTERISTICS.....	17
9.	LITERATURE.....	29
10.	TECHNICAL QUESTIONNAIRE.....	30

1. Subject of these Test Guidelines

These Test Guidelines apply to all varieties of *Paeonia suffruticosa* Andrews, *Paeonia moutan* Sims; *Paeonia jishanensis* T. Hong & W. Z. Zhao, *Paeonia ostii* T. Hong & J. X. Zhang, *Paeonia rockii* (S. G. Haw & Lauener) T. Hong & J. J. Li ex D. Y. Hong, *Paeonia delavayi* Franch., *Paeonia qiui* Y. L. Pei & D. Y. Hong and *Paeonia ludlowii* (Stern & Taylor) D. Y. Hong.

2. Material Required

2.1 The competent authorities decide on the quantity and quality of the plant material required for testing the variety and when and where it is to be delivered. Applicants submitting material from a State other than that in which the testing takes place must ensure that all customs formalities and phytosanitary requirements are complied with.

2.2 The material is to be supplied in the form of at least one year old plants grafted on a rootstock.

2.3 The minimum quantity of plant material, to be supplied by the applicant, should be:

5 plants.

2.4 The plant material supplied should be visibly healthy, not lacking in vigor, nor affected by any important pest or disease. The rootstock should be named when the plant material is supplied. The competent authorities may prescribe the rootstock on which the variety should be grafted.

2.5 The plant material should not have undergone any treatment which would affect the expression of the characteristics of the variety, unless the competent authorities allow or request such treatment. If it has been treated, full details of the treatment must be given.

3. Method of Examination

3.1 *Number of Growing Cycles*

The minimum duration of tests should normally be a single growing cycle.

3.2 *Testing Place*

Tests are normally conducted at one place. In the case of tests conducted at more than one place, guidance is provided in TGP/9 "Examining Distinctness".

3.3 *Conditions for Conducting the Examination*

3.3.1 The tests should be carried out under conditions ensuring satisfactory growth for the expression of the relevant characteristics of the variety and for the conduct of the examination.

3.3.2 Because daylight varies, color determinations made against a color chart should be made either in a suitable cabinet providing artificial daylight or in the middle of the day in a room without direct sunlight. The spectral distribution of the illuminant for artificial daylight should conform with the CIE Standard of Preferred Daylight D 6500 and should fall within the tolerances set out in the British Standard 950, Part I. These determinations should be made with the plant part placed against a white background. The color chart and version used should be specified in the variety description.

3.4 *Test Design*

3.4.1 Each test should be designed to result in a total of at least 5 plants.

3.4.2 The design of the tests should be such that plants or parts of plants may be removed for measurement or counting without prejudice to the observations which must be made up to the end of the growing cycle.

3.5 *Additional Tests*

Additional tests, for examining relevant characteristics, may be established.

4. Assessment of Distinctness, Uniformity and Stability

4.1 *Distinctness*

4.1.1 General Recommendations

It is of particular importance for users of these Test Guidelines to consult the General Introduction prior to making decisions regarding distinctness. However, the following points are provided for elaboration or emphasis in these Test Guidelines.

4.1.2 Consistent Differences

The differences observed between varieties may be so clear that more than one growing cycle is not necessary. In addition, in some circumstances, the influence of the environment is not such that more than a single growing cycle is required to provide assurance that the differences observed between varieties are sufficiently consistent. One means of ensuring that a difference in a characteristic, observed in a growing trial, is sufficiently consistent is to examine the characteristic in at least two independent growing cycles.

4.1.3 Clear Differences

Determining whether a difference between two varieties is clear depends on many factors, and should consider, in particular, the type of expression of the characteristic being examined, i.e. whether it is expressed in a qualitative, quantitative, or pseudo-qualitative manner. Therefore, it is important that users of these Test Guidelines are familiar with the recommendations contained in the General Introduction prior to making decisions regarding distinctness.

4.1.4 Number of Plants / Parts of Plants to be Examined

Unless otherwise indicated, for the purposes of distinctness, all observations should be made on 5 plants or parts taken from each of 5 plants. In the case of observations of parts taken from single plants, the number of parts to be taken from each of the plants should be 2.

4.1.5 Method of Observation

The recommended method of observing the characteristic for the purposes of distinctness is indicated by the following key in the second column of the Table of Characteristics (see document TGP/9 "Examining Distinctness", Section 4 "Observation of characteristics"):

MG: single measurement of a group of plants or parts of plants

MS: measurement of a number of individual plants or parts of plants

VG: visual assessment by a single observation of a group of plants or parts of plants

VS: visual assessment by observation of individual plants or parts of plants

Type of observation: visual (V) or measurement (M)

"Visual" observation (V) is an observation made on the basis of the expert's judgment. For the purposes of this document, "visual" observation refers to the sensory observations of the experts and, therefore, also includes smell, taste and touch. Visual observation includes observations where the expert uses reference points (e.g. diagrams, example varieties, side-by-side comparison) or non-linear charts (e.g. color charts). Measurement (M) is an objective observation against a calibrated, linear scale e.g. using a ruler, weighing scales, colorimeter, dates, counts, etc.

Type of record: for a group of plants (G) or for single, individual plants (S)

For the purposes of distinctness, observations may be recorded as a single record for a group of plants or parts of plants (G), or may be recorded as records for a number of single, individual

plants or parts of plants (S). In most cases, “G” provides a single record per variety and it is not possible or necessary to apply statistical methods in a plant-by-plant analysis for the assessment of distinctness.”

In cases where more than one method of observing the characteristic is indicated in the Table of Characteristics (e.g. VG/MG), guidance on selecting an appropriate method is provided in document TGP/9, Section 4.2.

4.2 *Uniformity*

4.2.1 It is of particular importance for users of these Test Guidelines to consult the General Introduction prior to making decisions regarding uniformity. However, the following points are provided for elaboration or emphasis in these Test Guidelines:

4.2.2 For the assessment of uniformity, a population standard of 1% and an acceptance probability of at least 95% should be applied. In the case of a sample size of 5 plants, no off-type is allowed.

4.3 *Stability*

4.3.1 In practice, it is not usual to perform tests of stability that produce results as certain as those of the testing of distinctness and uniformity. However, experience has demonstrated that, for many types of variety, when a variety has been shown to be uniform, it can also be considered to be stable.

4.3.2 Where appropriate, or in cases of doubt, stability may be further examined by testing a new plant stock to ensure that it exhibits the same characteristics as those shown by the initial material supplied.

5. Grouping of Varieties and Organization of the Growing Trial

5.1 The selection of varieties of common knowledge to be grown in the trial with the candidate varieties and the way in which these varieties are divided into groups to facilitate the assessment of distinctness are aided by the use of grouping characteristics.

5.2 Grouping characteristics are those in which the documented states of expression, even where produced at different locations, can be used, either individually or in combination with other such characteristics: (a) to select varieties of common knowledge that can be excluded from the growing trial used for examination of distinctness; and (b) to organize the growing trial so that similar varieties are grouped together.

5.3 The following have been agreed as useful grouping characteristics:

- (a) Plant: growth habit (characteristic 1)
- (b) Plant: height (characteristic 2)
- (c) Leaf: type (characteristic 12)
- (d) Lateral leaflets: depth of sinus (characteristic 20)
- (e) Flower: form (characteristic 23)
- (f) Flower: main color (characteristic 26) with the following groups:
 - Gr.1: white
 - Gr.2: green
 - Gr.3: yellow
 - Gr.4: orange
 - Gr.5: pink
 - Gr.6: red
 - Gr.7: purple
 - Gr.8: dark red purple
- (g) Petal: basal blotch (inner side) (characteristic 32)
- (h) Petal: size of blotch (characteristic 33)
- (i) Flowering: time of beginning of the first flowering (characteristic 51)

5.4 Guidance for the use of grouping characteristics, in the process of examining distinctness, is provided through the General Introduction and document TGP/9 “Examining Distinctness”.

6. Introduction to the Table of Characteristics

6.1 *Categories of Characteristics*

6.1.1 Standard Test Guidelines Characteristics

Standard Test Guidelines characteristics are those which are approved by UPOV for examination of DUS and from which members of the Union can select those suitable for their particular circumstances.

6.1.2 Asterisked Characteristics

Asterisked characteristics (denoted by *) are those included in the Test Guidelines which are important for the international harmonization of variety descriptions and should always be examined for DUS and included in the variety description by all members of the Union, except when the state of expression of a preceding characteristic or regional environmental conditions render this inappropriate.

6.2 *States of Expression and Corresponding Notes*

6.2.1 States of expression are given for each characteristic to define the characteristic and to harmonize descriptions. Each state of expression is allocated a corresponding numerical note for ease of recording of data and for the production and exchange of the description.

6.2.2 In the case of qualitative and pseudo-qualitative characteristics (see Chapter 6.3), all relevant states of expression are presented in the characteristic. However, in the case of quantitative characteristics with 5 or more states, an abbreviated scale may be used to minimize the size of the Table of Characteristics. For example, in the case of a quantitative characteristic with 9 states, the presentation of states of expression in the Test Guidelines may be abbreviated as follows:

State	Note
small	3
medium	5
large	7

However, it should be noted that all of the following 9 states of expression exist to describe varieties and should be used as appropriate:

State	Note
very small	1
very small to small	2
small	3
small to medium	4
medium	5
medium to large	6
large	7
large to very large	8
very large	9

6.2.3 Further explanation of the presentation of states of expression and notes is provided in document TGP/7 "Development of Test Guidelines".

6.3 *Types of Expression*

An explanation of the types of expression of characteristics (qualitative, quantitative and pseudo-qualitative) is provided in the General Introduction.

6.4 *Example Varieties*

Where appropriate, example varieties are provided to clarify the states of expression of each characteristic.

6.5 *Legend*

- (*) Asterisk characteristic – see Chapter 6.1.2
- QL Qualitative characteristic – see Chapter 6.3
- QN Quantitative characteristic – see Chapter 6.3
- PQ Pseudo-qualitative characteristic – see Chapter 6.3

- MG, MS, VG, VS – see Chapter 4.1.5

- (a)-(d) See Explanations on the Table of Characteristics in Chapter 8.1

- (+) See Explanations on the Table of Characteristics in Chapter 8.2.

7. Table of Characteristics/Tableau des caractères/Merkmalstabelle/Tabla de caracteres

	English	français	deutsch	español	Example Varieties Exemples Beispielsorten Variedades ejemplo	Note/ Nota
1. (* (+)	VG	Plant: growth habit	Plante : port	Pflanze: Wuchsform	Planta: hábito de crecimiento	
QN	upright	dressé	aufrecht	erguido	Kao, Shichifukujin	1
	semi-upright	demi-dressé	halbaufrecht	semierguido	Wu Long Peng Sheng	2
	spreading	étalé	breitwüchsig	extendido	Zhao Fen	3
2. (* (+)	VG/ MS	Plant: height	Plante : hauteur	Pflanze: Höhe	Planta: altura	
QN	short	basse	niedrig	baja	Shan Hu Tai	3
	medium	moyenne	mittel	media	Kao, Luo Yang Hong	5
	tall	haute	hoch	alta	Hanakisoi	7
3. (* (+)	VG	Plant: attitude of flowers	Plante : port des fleurs	Pflanze: Stellung der Blüten	Planta: porte de los flores	
QN	(c) upward	vers le haut	aufrecht	ascendente	Kao	1
	outward	perpendiculaire	nach außen gerichtet	orientado hacia el exterior	Rou Fu Rong	2
	downward	vers le bas	nach unten gerichtet	descendente	Dou Lv	3
4. (* (+)	VG	Plant: position of flower in relation to foliage	Plante : position de la fleur par rapport au feuillage	Pflanze: Position der Blüte im Verhältnis zum Laub	Planta: posición de la flor en relación con las hojas	
QN	(c) within	à l'intérieur	innerhalb	dentro	Cang Zhi Hong	1
	same level or nearly same level	au même niveau ou quasiment au même niveau	auf gleicher oder fast gleicher Höhe	al mismo nivel o casi al mismo nivel	Cong Zhong xiao	3
	above	au-dessus	oberhalb	encima	Kao	5
5. (* (+)	VG	Mixed bud: shape in lateral view	Bourgeon mixte : forme en vue latérale	Gemischte Knospe: Form in Seitenansicht	Yema mixta: forma en perspectiva lateral	
PQ	(a) narrow ovate	ovale étroit	schmal eiförmig	oval estrecha	Qing Long Wo MO Chi, Rou Fu Rong	3
	medium ovate	ovale moyen	mittel eiförmig	oval media	LuoYang Hong	5
	rounded	arrondi	abgerundet	redonda	Cai Xia, Cong zhong xiao	7
6. (* (+)	VG	Mixed bud: color	Bourgeon mixte : couleur	Gemischte Knospe: Farbe	Yema mixta: color	
PQ	(a) yellow brown	brun jaunâtre	gelbbraun	marrón amarillo	Yang Huang	1
	green	vert	grün	verde	Cui Ye Zi, Zhi Hong,	2
	red	rouge	rot	rojo	Hu Hong, Zhu Sha Lei	3
	purple	pourpre	purpurn	púrpura	Kao	4

	English	français	deutsch	español	Example Varieties Exemples Beispielsorten Variedades ejemplo	Note/ Nota	
7.	VG	Very young shoot: color	Très jeune pousse : couleur	Sehr junger Trieb: Farbe	Brote muy joven: color		
(+)							
PQ		yellow green	vert jaunâtre	gelbgrün	verde amarillo	San Qing Bai	1
		medium green	vert moyen	mittelgrün	verde medio	Bai Hua Du, Shin-jitsugetu	2
		pink	rose	rosa	rosa	Lu He Hong	3
		purple red	rouge pourpre	purpurrot	rojo púrpura	Si He Lian	4
		brown red	rouge brun	braunrot	rojo marrón	Shou An Hong	5
8.	VG/ MG	One year old branch: length	Rameau vieux d'un an : longueur	Einjähriger Ast: Länge	Rama de un año: longitud		
(*)							
(+)							
QN		short	court	kurz	corta	Shan Hu Tai, Ying Luo Bao Zhu	3
		medium	moyen	mittel	media	Luo Yang Hong, Zhao Fen	5
		long	long	lang	larga	Tian Xiang Zhan Lu, Zi Die Ying Feng	7
9.	VG	Two-year-old branch: number of flowering branches	Rameau vieux de deux ans : nombre de rameaux florifères	Zweijähriger Ast: Zahl der blühenden Äste	Rama de dos años: número de ramas en floración		
(*)							
(+)							
QN		one	un	einer	una	Shou An Hong	1
		two	deux	zwei	dos	Hanakisoi, Zhu Sha Lei	2
		more than two	plus de deux	mehr als zwei	más de dos	Taiyo	3
10.	VG/ MS	Petiole: length	Pétiole : longueur	Blattstiel: Länge	Peciolo: longitud		
(*)							
(+)							
QN	(b)	short	court	kurz	corto	Mei Ren Hong, Yi Pin Zhu Yi	3
		medium	moyen	mittel	medio	Luo Yang Hong	5
		long	long	lang	largo	Yu Ji Yan Zhuang	7
11.	VG	Leaf: attitude in relation to the stem	Feuille : port par rapport à la tige	Blatt: Stellung im Verhältnis zum Stamm	Hoja: porte en relación con el tallo		
(+)							
QN	(b)	upright	dressé	aufrecht	erguido	Kinkaku	1
		semi-upright	demi-dressé	halbaufrecht	semierguido	Cang Zhi Hong, Shou An Hong	2
		horizontal	horizontal	horizontal	horizontal	Dou Lv, Zi Hong Zheng Yan	3
12.	VG	Leaf: type	Feuille : type	Blatt: Typ	Hoja: tipo		
(*)							
(+)							
QL	(b)	pinnate	penné	gefiedert	pinnada		1
		bipinnate	bipenné	doppelt gefiedert	bipinnada		2
		tripinnate	tripenné	dreifach gefiedert	tripinnada		3

	English	français	deutsch	español	Example Varieties Exemples Beispielsorten Variedades ejemplo	Note/ Nota	
13.	MG	Leaf: number of leaflets	Feuille : nombre de folioles	Blatt: Anzahl der Blattfiedern	Hoja: número de foliolos		
PQ	(b)	3-5	3 à 5	3-5	3-5	Zhong Sheng Hei	1
		9-15	9 à 15	9-15	9-15	Luo Yang Hong	2
		more than 15	plus de 15	mehr als 15	más de 15	Xiong Mao	3
14.	MS	Leaf: length	Feuille : longueur	Blatt: Länge	Hoja: longitud		
(*)							
(+)							
QN	(b)	short	courte	kurz	corta	Mei Ren Hong	3
		medium	moyenne	mittel	media	Luo Yang Hong	5
		long	longue	lang	larga	Rou Fu Rong	7
15.	MS	Leaf: width	Feuille : largeur	Blatt: Breite	Hoja: anchura		
(*)							
(+)							
QN	(b)	narrow	étroite	schmal	estrecha	Yin Hong Qiao Dui	3
		medium	moyenne	mittel	media	Luo Yang Hong	5
		broad	large	breit	ancha	Rou Fu Rong	7
16.	VG	Leaf: color of upper side	Feuille : couleur de la face supérieure	Blatt: Farbe der Oberseite	Hoja: color del haz		
(+)							
PQ		yellow green	jaune vert	gelbgrün	verde amarillo	Zhao Fen	1
		medium green	vert moyen	mittelgrün	verde medio	Dou Lv	2
		dark green	vert foncé	dunkelgrün	verde oscuro	Guan Shi Mo Yu, Zhuang Yuan Hong	3
		grey green	vert gris	graugrün	verde gris	Mo Kui	4
17.	VG	Leaf: anthocyanin coloration on upper side	Feuille : pigmentation anthocyanique sur la face supérieure	Blatt: Anthocyanfärbung der Oberseite	Hoja: pigmentación antocianica del haz		
QN	(b)	absent or very weak	absente ou très faible	fehlend oder sehr gering	ausente o muy débil	Bai Hua Du	1
		medium	moyenne	mittel	media	Hu Hong	2
		strong	forte	stark	fuerte	Dan Lu Yan	3
18.	VG	Leaf: pubescence on lower side	Feuille : pubescence sur la face inférieure	Blatt: Behaarung der Unterseite	Hoja: pubescencia del envés		
(*)							
(+)							
QN	(b)	absent or weak	absente ou faible	fehlend oder gering	ausente o débil	Yin Fen Jin Lin	1
		medium	moyenne	mittel	media		2
		strong	forte	stark	fuerte	Dou Lv	3
19.	VG	Lateral leaflets: shape	Folioles latérales : forme	Seitliche Blattfiedern: Form	Foliolos laterales: forma		
(*)							
(+)							
PQ	(b)	lanceolate	lancéolée	lanzettlich	lanceolada		1
		ovate	ovale	eiförmig	oval		2
		elliptic	elliptique	elliptisch	elíptica		3
		transverse elliptic	elliptique transverse	quer elliptisch	elíptica transversal		4
		broad ovate	ovale large	breit eiförmig	oval ancha		5

	English	français	deutsch	español	Example Varieties Exemples Beispielssorten Variedades ejemplo	Note/ Nota
20.	VG	Lateral leaflets: depth of sinus	Folioles latérales : profondeur du sinus	Seitliche Blattfiedern: Tiefe der Buchten	Foliolos laterales: profundidad del seno	
QN	(b)	absent or very shallow	absente ou très peu profonde	fehlend oder sehr flach	ausente o muy poco profundo	1
		shallow	peu profonde	flach	poco profundo	3
		medium	moyenne	mittel	medio	5
		deep	profonde	tief	profundo	7
		very deep	très profonde	sehr tief	muy profundo	9
21.	VG	Flower bud: shape in lateral view	Bourgeon floral : forme en vue latérale	Blütenknospe: Form in Seitenansicht	Botón floral: forma en vista lateral	
PQ	(c)	narrow ovate	ovale étroit	schmal eiförmig	oval estrecha	Yu Mian Tao Hua 1
		broad ovate	ovale large	breit eiförmig	oval ancha	Zhu Sha Lei 2
		circular	circulaire	kreisförmig	circular	Shan Hu TAI 3
		transverse elliptic	elliptique transverse	quer elliptisch	elíptica transversal	Shou An Hong 4
22.	VG	Flowering stem: presence of lateral flowers	Tige florifère : présence de fleurs latérales	Blütenstengel: Vorhandensein lateraler Blüten	Tallo floral: presencia de flores laterales	
QN	(c)	none	aucune	keine	ninguna	Luo Yang Hong 1
		one or two	une ou deux	eine oder zwei	una o dos	Zi Mei You Chun 2
		more than two	plus de deux	mehr als zwei	más de dos	High Noon 3
23.	VG	Flower: form	Fleur : forme	Blüte: Form	Flor: forma	
PQ	(c)	single form	en forme unique	einfache Form	forma simple	Shu Sheng Peng Mo 1
		lotus form	en forme de lotus	Lotusform	forma de loto	Yu Ban Bai 2
		chrysanthemum form	en forme de chrysanthème	Chrysanthenform	forma de crisantemo	Cong Zhong Xiao, Ru Hua Si Yu 3
		rose form	en forme de rose	Rosenform	forma de rosa	Luo Yang Hong 4
		golden stamen form	en forme d'étamine dorée	goldene Staubblattform	forma de estambre dorado	Yao Huang 5
		anemone form	en forme d'anémone	Anemonenform	forma de anémona	Yin Si Guan Ding 6
		golden circle form	en forme de cercle doré	goldene Kreisform	forma de círculo dorado	Fen Mian Tao Hua 7
		crown form	en forme de couronne	Kronenform	forma de corona	Shou An Hong 8
		globular form	en forme circulaire	Kugelform	forma globular	Fen Yu Qiu 9
		hundred proliferate form	en forme de prolifération en centaine de pétales	ganz gefüllte Form	en forma de floración en cien pétalos	Jun Yan Hong 10
		crown proliferate form	en forme de prolifération en couronne	gefüllt, Kronenform	en forma de floración en corona	Xian Tao 11
24.	VG/MS	Flower: diameter	Fleur : diamètre	Blüte: Durchmesser	Flor: diámetro	
QN	(c)	small	petit	klein	pequeño	Pan Zhong Qu Guo 3
		medium	moyen	mittel	medio	Luo Yang Hong 5
		large	large	groß	grande	Bai He Liang Chi, Xian Tao 7

	English	français	deutsch	español	Example Varieties Exemples Beispielssorten Variedades ejemplo	Note/ Nota
25.	MG	Flower: height	Fleur : hauteur	Blüte: Höhe	Flor: altura	
(*)						
(+)						
QN	(c)	absent	absente	fehlend	ausente	1
		short	courte	kurz	baja	Dou Lv 2
		medium	moyenne	mittel	media	Shou An Hong 3
		tall	haute	hoch	alta	Zi Rong Qiu 4
26.	VG	Flower: main color	Fleur : couleur principale	Blüte: Hauptfarbe	Flor: color principal	
(*)						
(+)						
PQ		RHS Colour Chart (indicate reference number)	Code RHS des couleurs (indiquer le numéro de référence)	RHS-Farbkarte (Nummer angeben)	Carta de colores RHS (indíquese el número de referencia)	
27.	VG	Flower: secondary color	Fleur : couleur secondaire	Blüte: Sekundärfarbe	Flor: color secundario	
(*)						
(+)						
PQ		RHS Colour Chart (indicate reference number)	Code RHS des couleurs (indiquer le numéro de référence)	RHS-Farbkarte (Nummer angeben)	Carta de colores RHS (indíquese el número de referencia)	
28.	VG	Flower: distribution of secondary color	Fleur : distribution de la couleur secondaire	Blüte: Verteilung der Sekundärfarbe	Flor: distribución del color secundario	
(*)						
(+)						
PQ	(c)	none	aucune	keine	ninguno	Luo Yang Hong 1
		stripe	bande	Streifen	en rayas	He Pin Hua Er Qiao 2
		block	bloc	Block	en bloques	Hua Er Qiao 3
		center	centre	Mitte	en el centro	Yuan Yang Pu 4
		circle	cercle	Kreis	en círculos	Tao Yang Jin 5
		edge	bordée	am Rand	en el borde	 6
29.	MG/ VG	Flower: petaloid stamens	Fleur : étamines pétaloïdes	Blüte: petaloide Staubblätter	Flor: estambres petaloideos	
(*)						
QN	(c)	none or very few	aucune ou très rares	fehlend oder sehr wenige	ninguno o muy pocos	Renkaku 1
		few	rares	wenige	pocos	Yu Ban Bai 2
		medium	moyennes	mittel	medio	Luo Yang Hong 3
		many	nombreuses	viele	abundantes	Kun Shan Ye Guang 4
		very many	très nombreuses	sehr viele	muy abundantes	Tao Hong Xian Mei 5

	English	français	deutsch	español	Example Varieties Exemples Beispielsorten Variedades ejemplo	Note/ Nota
30. (*) (+)	VG	Flower: type of petaloid stamen	Fleur : type d'étamine pétaloïde	Blüte: Typ der petaloiden Staubblätter	Flor: tipo de estambre petaloideo	
QL	(c)	stamen-like petal-like	en form d'étamine en forme de pétale	staubblattähnlich blütenblattähnlich	en forma de estambre en forma de pétalo	1 2
31. (+)	VG	Only varieties with flower petaloid stamens: Flower: conspicuousness of anthers	Seulement variétés avec étamines pétaloïdes florales : Fleur : netteté des anthères	Nur Sorten mit Blüten, die petaloide Staubblätter aufweisen: Blüte: Ausprägung der Antheren	Únicamente variedades con estambres petaloideos: Flor: visibilidad de las anteras	
QN	(c)	inconspicuous moderately conspicuous very conspicuous	peu nette modérément nette très nette	undeutlich mäßig deutlich sehr deutlich	poco visibles moderadamente visibles muy visibles	1 2 3
32. (*) (+)	VG	Petal: basal blotch (inner side)	Pétale : tache basale (face interne)	Blütenblatt: basaler Fleck (Innenseite)	Pétalo: mancha basal (lado interior)	
QL	(c)	absent	absente	fehlend	ausente	Zhao Fen 1
	(d)	present	présente	vorhanden	presente	Luo Yang Hong 9
33. (*) (+)	VG	Petal: size of blotch	Pétale : taille de la tache	Blütenblatt: Größe des Flecks	Pétalo: tamaño de la mancha	
QN	(d)	very small small medium large very large	très petite petite moyenne grande très grande	sehr klein klein mittel groß sehr groß	muy pequeña pequeña media grande muy grande	Hu Hong Luo Yang Hong Xiao Hu Die Shu Sheng Peng Mo Zhong Ban Bai 1 2 3 4 5
34. (*) (+)	VG	Petal: width of blotch	Pétale : largeur de la tache	Blütenblatt: Breite des Flecks	Pétalo: anchura de la mancha	
PQ	(d)	very narrow narrow medium broad very broad	très étroite étroite moyenne large très large	sehr schmal schmal mittel breit sehr breit	muy estrecha estrecha media ancha muy ancha	Chi Tang Xiao Yue Lan Hai Bi Bo Jiao Rong San Bian Cai Ju Shu Sheng Peng Mo 1 2 3 4 5
35. (*)	VG	Petal: color of blotch	Pétale : couleur de la tache	Blütenblatt: Farbe des Fleckes	Pétalo: color de la mancha	
PQ	(d)	white red purple red red brown dark purple or black	blanc rouge rouge pourpre brun rouge pourpre foncé ou noir	weiß rot purpurrot rotbraun dunkelpurpur oder schwarz	blanco rojo rojo púrpura rojo marrón púrpura oscuro o negro	Zheng Chun High Noon Xue Hai Dan Xin Xue Hai Yin Zhen Zi Die Ying Feng 1 2 3 4 5

	English	français	deutsch	español	Example Varieties Exemples Beispielsorten Variedades ejemplo	Note/ Nota
36.	VG	Petal: white line in the center of the blotch	Pétale : ligne blanche au centre de la tache	Blütenblatt: weiße Linie in der Mitte des Fleckes	Pétalo: línea blanca en el centro de la mancha	
(+)						
QN	(d)	absent or very inconspicuous	absente ou très peu nette	fehlend oder sehr undeutlich	ausente o muy poco visible	1
		moderately conspicuous	modérément nette	mäßig deutlich	moderadamente visible	2
		very conspicuous	très nette	sehr deutlich	muy visible	3
37.	VG	Petal: incision of apex (excluding petaloid)	Pétale : incision du sommet (à l'exclusion du pétaloïde)	Blütenblatt: Einschnitt der Spitze (ohne Petaloïde)	Pétalo: incisión del ápice (excluidos los petaloïdeos)	
(+)						
QN	(c)	absent or very weak	absente ou très faible	fehlend oder sehr gering	ausente o muy débil	Cong Zhong Xiao 1
		medium	moyenne	mittel	media	Luo Yang Hong 3
		strong	forte	stark	fuerte	Zi Rong Jian Rong 5
38.	VG	Petal: shape (excluding petaloid)	Pétale : forme (à l'exclusion du pétaloïde)	Blütenblatt: Form (ohne Petaloïde)	Pétalo: forma (excluidos los petaloïdeos)	
(+)						
PQ	(c)	circular	circulaire	kreisförmig	circular	1
		oblate	aplatie	breitrund	achatada	2
		obovate	obovale	verkehrt eiförmig	oboval	3
39.	VG	Stamen: main color of filaments	Étamine : couleur principale des filaments	Staubblatt: Hauptfarbe der Staubfäden	Estambre: color principal de los filamentos	
PQ	(c)	white	blanc	weiß	blanco	Renkaku 1
		light yellow	jaune clair	hellgelb	amarillo claro	Xue Lian 2
		pink	rose	rosa	rosa	Zhao Fen 3
		light purple	violet clair	hellpurpurn	púrpura claro	Luo Yang Hong 4
		dark purple	pourpre foncé	dunkelpurpurn	púrpura oscuro	Yan Long Zi Zhu Pan 5
40.	MG	Pistil: number	Pistil : nombre	Stempel: Anzahl	Pistilo: número	
QN	(c)	few	rare	wenig	pequeño	Shou An Hong 1
		medium	moyen	mittel	medio	Zi Die Ying Feng 2
		many	nombreux	viele	grande	Luo Yang Hong 3
41.	VG	Pistil: color of stigma	Pistil : couleur du stigmate	Stempel: Farbe der Narbe	Pistilo: color del estigma	
(*)						
PQ	(c)	light yellow	jaune clair	hellgelb	amarillo claro	Renkaku, Yu Ban Bai 1
		pink	rose	rosa	rosa	Zhao Fen 2
		red	rouge	rot	rojo	Guo Qi Hong 3
		purple red	rouge pourpre	purpurrot	rojo púrpura	Luo Yang Hong 4
		purplish black	noir violacé	purpurschwarz	negro purpúreo	Ye Guang Bei 5
		black	noir	schwarz	negro	Yan Long Zi Zhu Pan 6

	English	français	deutsch	español	Example Varieties Exemples Beispielsorten Variedades ejemplo	Note/ Nota
42.	VG	Pistil: openness of disc	Pistil : ouverture du disque	Stempel: Öffnung der Scheibe	Pistilo: apertura del disco	
(*)						
(+)						
QN	(c)	closed	fermé	geschlossen	cerrado	1
		partly open	en partie ouvert	teilweise geöffnet	parcialmente abierto	3
		fully open	complètement ouvert	vollständig geöffnet	totalmente abierto	5
43.	VG	Pistil: pubescence of carpels	Pistil : pubescence des carpelles	Stempel: Behaarung der Fruchtblätter	Pistilo: pubescencia de los carpelos	
(*)						
QN	(c)	absent or sparse	absente ou lâche	fehlend oder gering	ausente o escasa	Hua Xia Hong 1
		medium	moyenne	mittel	media	High Noon 2
		dense	dense	stark	densa	Luo Yang Hong 3
44.	VG	Pistil: texture of disc	Pistil : texture du disque	Stempel: Textur der Scheibe	Pistilo: textura del disco	
PQ	(c)	leathery	dur comme du cuir	lederartig	correosa	Luo Yang Hong 1
		intermediate	intermédiaire	mittel	intermedia	Hua Xia Yi Pin Huang 2
		fleshy	charnu	fleischig	carrosa	Hua Xia Hong 3
45.	VG	Pistil: color of disc	Pistil : couleur du disque	Stempel: Farbe der Scheibe	Pistilo: color del disco	
(*)						
PQ	(c)	yellowish white	blanc jaunâtre	gelblich weiß	blanco amarillento	Renkaku, Xue Lian 1
		yellow	jaune	gelb	amarillo	Hua Xia Yi Pin Huang 2
		pink	rose	rosa	rosa	Zhao Fen 3
		purple red	rouge pourpre	purpurrot	rojo púrpura	Xue Hai Dan Xin 4
		dark purple	pourpre foncé	dunkelpurpurn	púrpura oscuro	Yan Long Zi Zhu Pan 5
46.	VG	Petaloid pistil	Pistil pétaloïde	Petaloider Stempel	Pistilo petaloideo	
(*)						
(+)						
QL	(c)	absent	absent	fehlend	ausente	1
		present	présent	vorhanden	presente	9
47.	VG	Petaloid pistil: type	Pistil pétaloïde : type	Petaloider Stempel: Typ	Pistilo petaloideo: tipo	
(*)						
(+)						
PQ	(c)	only stigma	stigmate seulement	nur Narbe	únicamente el estigma	1
		partly petaloid	en partie pétaloïde	teilweise petaloid	parcialmente petaloideo	2
		completely petaloid	complètement pétaloïde	vollständig petaloid	completamente petaloideo	3
48.	VG	Petaloid pistil: color	Pistil pétaloïde : couleur	Petaloider Stempel: Farbe	Pistilo petaloideo: color	
(*)						
PQ	(c)	white only	blanche seulement	nur weiß	únicamente blanco	Zhi Hong Zheng Yan 1
		green and white	verte et blanche	grün und weiß	verde y blanco	Yan Zhi Dian Cui 2
		green only	verte seulement	nur grün	únicamente verde	Kun Shan Ye Guang 3
		green and red	verte et rouge	grün und rot	verde y rojo	Wu Long Peng Sheng 4

	English	français	deutsch	español	Example Varieties Exemples Beispielssorten Variedades ejemplo	Note/ Nota	
49.	VG	Flower: fragrance	Fleur : parfum	Blüte: Duft	Flor: aroma		
(*)							
QN	(c)	weak	faible	gering	débil	Yu Ban Bai	1
		medium	moyen	mittel	medio	Luo Yang Hong	2
		strong	fort	stark	fuerte	Guan Qun Fang	3
50.	MG	Flowering: number of flowering periods in one year	Floraison : nombre de périodes de floraison en un an	Blüte: Anzahl der Blühperioden in einem Jahr	Floración: número de períodos de floración en un año		
(+)							
QN	(d)	only one	une seulement	nur eine	sólo uno	Luo Yang Hong	1
		one or two	une ou deux	eine oder zwei	uno o dos	Cang Zhi Hong	2
		two only	deux seulement	nur zwei	sólo dos	Ao Shuang	3
		more than two	plus de deux	mehr als zwei	más de dos	High Noon	4
51.	MG	Flowering: time of beginning of the first flowering	Floraison : époque de début de la première floraison	Blüte: Zeitpunkt des Blühbeginns	Floración: época de inicio de la primera floración		
(*)							
(+)							
QN		early	précoce	früh	temprana	Huo Lian Jin Dan	3
		medium	moyenne	mittel	media	Luo Yang Hong	5
		late	tardive	spät	tardía	High Noon	7

8. Explanations on the Table of Characteristics

8.1 *Explanations covering several characteristics*

- (a) Observations on the mixed bud shape and color should be made on the first lateral bud from the apex on a current year branch after leaf fall in the autumn. A current year branch is a branch which is current or belongs to the present year.
- (b) Except for leaf color, all observations on the petiole, leaf and leaflet should be made on the third and fourth fully developed leaves from the base on current year's branch in flower.
- (c) All observations on flower, petal, stamen and pistil should be made on the terminal flower on a primary flowering branch. Observations on the shape of flower bud should be made when the bud is well developed but before it is beginning to show the color. All observations on the petal should be made when the flower is fully open. Observations on the flower form should be made on the flowers with most complex form.
- (d) Blotch: an irregularly shaped and sized spot at the base of the petal. All observations on the blotch should be made on the first and second inner petal whorl when the flower is fully open.

8.2 *Explanations for individual characteristics*

Ad. 1: Plant: growth habit

Observed after leaf fall in the winter.



1
upright



2
semi-upright



3
spreading

Ad. 2: Plant: height

Observed when plants are in flower.

Ad. 4: Plant: position of flower in relation to foliage



1
within



3
same level or nearly same level



5
above

Ad. 5: Mixed bud: shape in lateral view

Mixed bud is a bud which produces both leaves and flowers.



3
narrow ovate



5
medium ovate



7
rounded

Ad. 7: Very young shoot: color

Very young shoots are less than 10 cm in length. The color of very young shoots excludes that of flower buds.

Ad. 8: One year old branch: length

Observed after leaf fall on current year branches, excluding basal shoots.

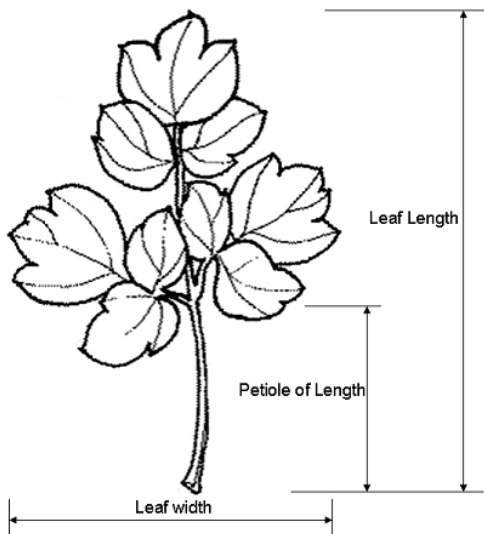
Ad. 9: Two-year-old branch: number of flowering branches

Two year old branches are those developed and flower buds differentiated on last year's branches.

Ad. 10: Petiole: length

Ad. 14: Leaf: length

Ad. 15: Leaf: width



Ad. 11: Leaf: attitude in relation to the stem



1
upright



2
semi-upright




3
horizontal

Ad. 12: Leaf: type



1
pinnate



2
bipinnate




3
tripinnate

Ad. 16: Leaf: color of upper side

Observed at the beginning of flowering.






Ad. 19: Lateral leaflets: shape

Indicate the shape and position of observed leaflet blade.




shape of leaflet blade


position of observed leaflet blade

		← broadest part →		
		(below middle)	at middle	(above middle)
narrow (elongated) → width (ratio length/width) ←	 1 lanceolate	 3 elliptic		
	 2 ovate	 4 transverse elliptic		
	 5 broad ovate			

Ad. 20: Lateral leaflets: depth of sinus

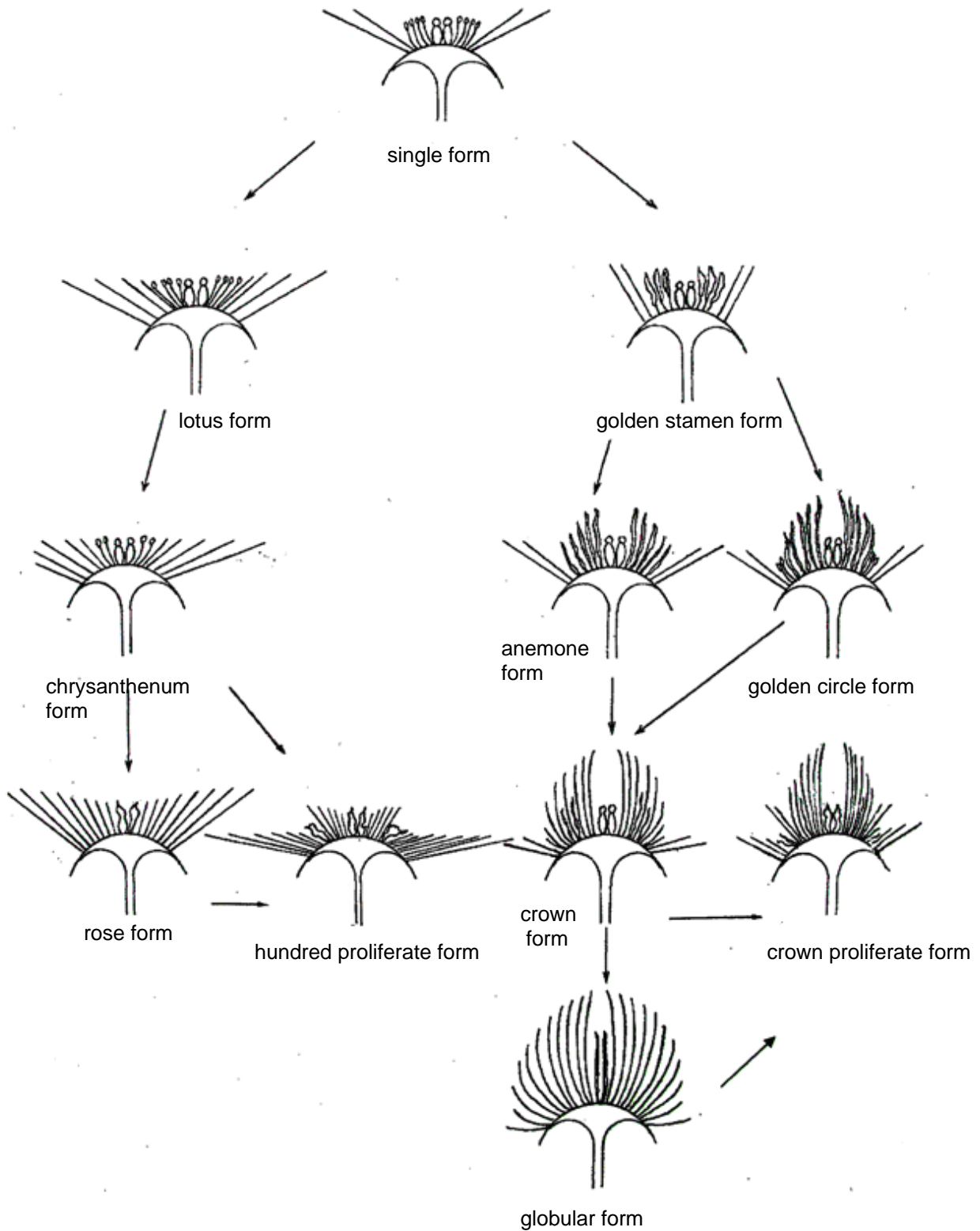


Ad. 21: Flower bud: shape in lateral view



Ad. 23: Flower: form

The most complex form is the flower with the greatest number of petals and/or petaloids.





1
single form



6
anemone form



2
lotus form



7
golden circle form



3
chrysanthemum form



8
crown form



4
rose form



9
globular form



5
golden stamen form



10
hundred proliferate form



11
crown proliferate form

Ad. 26: Flower: main color

The main color is determined as the color with the largest surface area present on the upper side of a flower. If 50/50, the main color is darker one. The main color excludes the blotch and basal color.

Ad. 27: Flower: secondary color

The secondary color is determined as the color with the second largest surface area present on the upper side of a flower. The secondary color excludes the blotch and basal color.

Ad. 28: Flower: distribution of secondary color



2
stripe



3
block



4
center



5
circle



6
edge

- 1: none
- 2: as stripes on some petals
- 3: as sectors on some flower sections (except the center)
- 4: in flower center only
- 5: on most whorls excluding outer whorls
- 6: on margins of all petals

Ad. 30: Flower: type of petaloid stamen



1
stamen-like



2
petal-like

Ad. 31: Only varieties with flower petaloid stamens: Flower: conspicuousness of anthers



1
inconspicuous



2
moderately conspicuous



3
very conspicuous

Ad. 32: Petal: basal blotch (inner side)

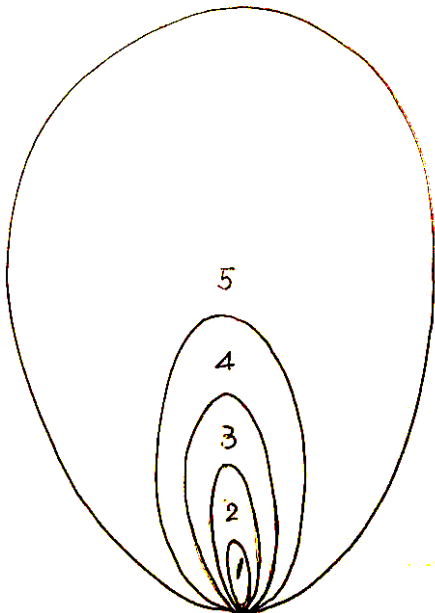


1
absent



9
present

Ad. 33: Petal: size of blotch



The size of the blotch is observed in relation to the length of the petal.

- very small (1) smaller than 1/8 of the length of petal
- small (2) larger than 1/8 to 1/4 of the length of petal
- medium (3) larger than 1/4 to 3/8 of the length of petal
- large (4) larger than 3/8 to 1/2 of the length of petal
- very large (5) larger than 1/2 of the length of petal

Ad. 34: Petal: width of blotch

Width of blotch means the widest part of a blotch.

Ad. 36: Petal: white line in the center of the blotch



1
absent or very
inconspicuous



2
moderately conspicuous



3
very conspicuous

Ad. 37: Petal: incision of apex (excluding petaloid)



1
absent or very weak



3
medium



5
strong

Ad. 38: Petal: shape (excluding petaloid)



1
circular



2
oblate



3
obovate

Ad. 42: Pistil: openness of disc

The openness of the disc is assessed by the visibility of the carpels.

Closed: the carpels are enclosed completely by disc and not visible.

Partly open: the carpels are partly enclosed by disc and partially visible.

Fully open: the carpels are enclosed by disc only at base and fully exposed.



The position of the disc and carpel



1
closed



3
partly open



5
fully open

Ad. 46: Petaloid pistil



1
absent



9
present

Ad. 47: Petaloid pistil: type



1
only stigma



2
partly petaloid



3
completely petaloid



Ad. 50: Flowering: number of flowering periods in one year

The number of flowering periods is determined by the number of seasons when the flower opens.

Ad. 51: Flowering: time of beginning of the first flowering

The beginning of flowering is determined when 10% of all flower buds have opened.

9. Literature

Brickell, C., Editor-in Chief, 2003: A-Z Encyclopedia of Garden Plants. The Horticulture Society.

Harding, A., 1993: The Peony. Sagapress/Timber press.

Li Jia -jue, Zhang,Xi-fang, Zhao Xiao-qing, 2011: Tree peony in China. Chinese Encyclopedia Publishing House.

Rogers, A., 1995: Peonies. Timber Press.

Wang Lian-ying, 1997: Pictorial Record of Chinese Tree peony Varieties. Chinese Forestry Publishing House

10. Technical Questionnaire

TECHNICAL QUESTIONNAIRE	Page {x} of {y}	Reference Number:
-------------------------	-----------------	-------------------

	Application date: (not to be filled in by the applicant)
--	---

TECHNICAL QUESTIONNAIRE
 to be completed in connection with an application for plant breeders' rights

1. Subject of the Technical Questionnaire

- | | | | |
|-----|----------------|--|-----|
| 1.1 | Botanical name | <input type="text" value="Paeonia delavayi Franch."/> | [] |
| 1.2 | Common name | <input type="text" value="Tree Paeony"/> | |
| 2.1 | Botanical name | <input type="text" value="Paeonia jishanensis T. Hong & W. Z. Zhao"/> | [] |
| 2.2 | Common name | <input type="text"/> | |
| 3.1 | Botanical name | <input type="text" value="Paeonia ludlowii (Stern & Taylor) D. Y. Hong"/> | [] |
| 3.2 | Common name | <input type="text"/> | |
| 4.1 | Botanical name | <input type="text" value="Paeonia ostii T. Hong & J. X. Zhang"/> | [] |
| 4.2 | Common name | <input type="text"/> | |
| 5.1 | Botanical name | <input type="text" value="Paeonia qiui Y. L. Pei & D. Y. Hong"/> | [] |
| 5.2 | Common name | <input type="text"/> | |
| 6.1 | Botanical name | <input type="text" value="Paeonia rockii (S. G. Haw & Lauener) T. Hong & J. J. Li ex D. Y. Hong"/> | [] |
| 6.2 | Common name | <input type="text"/> | |
| 7.1 | Botanical name | <input type="text" value="Paeonia suffruticosa Andrews, Paeonia moutan Sims"/> | [] |
| 7.2 | Common name | <input type="text" value="Tree Paeony"/> | |

TECHNICAL QUESTIONNAIRE	Page {x} of {y}	Reference Number:
-------------------------	-----------------	-------------------

2. Applicant	
Name	<input type="text"/>
Address	<input type="text"/>
Telephone No.	<input type="text"/>
Fax No.	<input type="text"/>
E-mail address	<input type="text"/>
Breeder (if different from applicant)	<input type="text"/>
3. Proposed denomination and breeder's reference	
Proposed denomination (if available)	<input type="text"/>
Breeder's reference	<input type="text"/>

TECHNICAL QUESTIONNAIRE	Page {x} of {y}	Reference Number:
-------------------------	-----------------	-------------------

#4. Information on the breeding scheme and propagation of the variety

4.1 Breeding scheme

Variety resulting from:

4.1.1 Crossing

(a) controlled cross []
(please state parent varieties)

(.....) x (.....)
female parent male parent

(b) partially known cross []
(please state known parent variety(ies))

(.....) x (.....)
female parent male parent

(c) unknown cross []

4.1.2 Mutation []
(please state parent variety)

.....

4.1.3 Discovery and development []
(please state where and when discovered and how developed)

.....

4.1.4 Other []
(please provide details)

.....

Authorities may allow certain of this information to be provided in a confidential section of the Technical Questionnaire.

TECHNICAL QUESTIONNAIRE	Page {x} of {y}	Reference Number:
-------------------------	-----------------	-------------------

4.2 Method of propagating the variety

4.2.1 Vegetatively propagated varieties []

4.2.2 Other []
(please provide details)

TECHNICAL QUESTIONNAIRE	Page {x} of {y}	Reference Number:
-------------------------	-----------------	-------------------

5. Characteristics of the variety to be indicated (the number in brackets refers to the corresponding characteristic in Test Guidelines; please mark the note which best corresponds).

Characteristics	Example Varieties	Note
5.1 Plant: growth habit (1)		
upright	Kao, Shichifukujin	1[]
semi-upright	Wu Long Peng Sheng	2[]
spreading	Zhao Fen	3[]
5.2 Plant: height (2)		
very short		1[]
very short to short		2[]
short	Shan Hu Tai	3[]
short to medium		4[]
medium	Kao, Luo Yang Hong	5[]
medium to tall		6[]
tall	Hanakisoi	7[]
tall to very tall		8[]
very tall		9[]
5.3 Leaf: type (12)		
pinnate		1[]
bipinnate		2[]
tripinnate		3[]
5.4 Lateral leaflets: depth of sinus (20)		
absent or very shallow		1[]
very shallow to shallow		2[]
shallow		3[]
shallow to medium		4[]
medium		5[]
medium to deep		6[]
deep		7[]
deep to very deep		8[]
very deep		9[]

TECHNICAL QUESTIONNAIRE	Page {x} of {y}	Reference Number:
-------------------------	-----------------	-------------------

Characteristics	Example Varieties	Note
5.5 Flower: form (23)		
single form	Shu Sheng Peng Mo	1[]
lotus form	Yu Ban Bai	2[]
chrysanthemum form	Cong Zhong Xiao, Ru Hua Si Yu	3[]
rose form	Luo Yang Hong	4[]
golden stamen form	Yao Huang	5[]
anemone form	Yin Si Guan Ding	6[]
golden circle form	Fen Mian Tao Hua	7[]
crown form	Shou An Hong	8[]
globular form	Fen Yu Qiu	9[]
hundred proliferate form	Jun Yan Hong	10[]
crown proliferate form	Xian Tao	11[]
5.6 i Flower: main color (26)		
RHS Colour Chart (indicate reference number)		
5.6 ii Flower: main color (26)		
white		1[]
green		2[]
yellow		3[]
orange		4[]
pink		5[]
red		6[]
purple		7[]
dark red purple		8[]
5.7 Petal: basal blotch (inner side) (32)		
absent	Zhao Fen	1[]
present	Luo Yang Hong	9[]

TECHNICAL QUESTIONNAIRE	Page {x} of {y}	Reference Number:
-------------------------	-----------------	-------------------

Characteristics	Example Varieties	Note
5.8		
(33) Petal: size of blotch		
very small	Hu Hong	1[]
small	Luo Yang Hong	2[]
medium	Xiao Hu Die	3[]
large	Shu Sheng Peng Mo	4[]
very large	Zhong Ban Bai	5[]
5.9		
(51) Flowering: time of beginning of the first flowering		
very early		1[]
very early to early		2[]
early	Huo Lian Jin Dan	3[]
early to medium		4[]
medium	Luo Yang Hong	5[]
medium to late		6[]
late	High Noon	7[]
late to very late		8[]
very late		9[]

TECHNICAL QUESTIONNAIRE	Page {x} of {y}	Reference Number:
-------------------------	-----------------	-------------------

6. Similar varieties and differences from these varieties

Please use the following table and box for comments to provide information on how your candidate variety differs from the variety (or varieties) which, to the best of your knowledge, is (or are) most similar. This information may help the examination authority to conduct its examination of distinctness in a more efficient way.

Denomination(s) of variety(ies) similar to your candidate variety	Characteristic(s) in which your candidate variety differs from the similar variety(ies)	Describe the expression of the characteristic(s) for the similar variety(ies)	Describe the expression of the characteristic(s) for your candidate variety
<i>Example</i>	<i>Plant: height</i>	<i>medium</i>	<i>short</i>
Comments:			

TECHNICAL QUESTIONNAIRE	Page {x} of {y}	Reference Number:
-------------------------	-----------------	-------------------

#7. Additional information which may help in the examination of the variety

7.1 In addition to the information provided in sections 5 and 6, are there any additional characteristics which may help to distinguish the variety?

Yes [] No []

(If yes, please provide details)

7.2 Are there any special conditions for growing the variety or conducting the examination?

Yes [] No []

(If yes, please provide details)

7.3 Other information

7.3.1 Main use

(a) garden plant []
(b) pot plant []
(c) cut-flower []
(d) other []

(please provide details)

7.3.2 A representative color photograph of the variety should accompany the Technical Questionnaire.

8. Authorization for release

(a) Does the variety require prior authorization for release under legislation concerning the protection of the environment, human and animal health?

Yes [] No []

(b) Has such authorization been obtained?

Yes [] No []

If the answer to (b) is yes, please attach a copy of the authorization.

Authorities may allow certain of this information to be provided in a confidential section of the Technical Questionnaire.

TECHNICAL QUESTIONNAIRE	Page {x} of {y}	Reference Number:
-------------------------	-----------------	-------------------

9. Information on plant material to be examined or submitted for examination

9.1 The expression of a characteristic or several characteristics of a variety may be affected by factors, such as pests and disease, chemical treatment (e.g. growth retardants or pesticides), effects of tissue culture, different rootstocks, scions taken from different growth phases of a tree, etc.

9.2 The plant material should not have undergone any treatment which would affect the expression of the characteristics of the variety, unless the competent authorities allow or request such treatment. If the plant material has undergone such treatment, full details of the treatment must be given. In this respect, please indicate below, to the best of your knowledge, if the plant material to be examined has been subjected to:

- | | | |
|---|---------|--------|
| (a) Microorganisms (e.g. virus, bacteria, phytoplasma) | Yes [] | No [] |
| (b) Chemical treatment (e.g. growth retardant, pesticide) | Yes [] | No [] |
| (c) Tissue culture | Yes [] | No [] |
| (d) Other factors | Yes [] | No [] |

Please provide details for where you have indicated "yes".

.....

10. I hereby declare that, to the best of my knowledge, the information provided in this form is correct:

Applicant's name

Signature

Date

[End of document]