



CITY OF TUKWILA APPROVED TREE LIST

2017

NOTES

- Substitute species may be considered upon request. Review and approval by City staff will be required.
- Canopy cover figures are estimates of aerial shade after 30 years of growth.



CITY OF TUKWILA
Department of Community Development

GRAPHICS KEY



Indicates a columnar or fastigiated species of variety that is not preferred unless site constraints require a narrow canopy.



Indicates a tree that will do well in a location that receives at least 6 hours of direct sun a day.



Indicates a tree that will do well in a location that receives 4–6 hours of direct sun a day, or is shaded by other plants or buildings for part of the day.



Indicates a tree that will do well in a location that receives less than 4 hours of direct sunlight a day, or is shaded by or an of understory to other trees.



Indicates a tree that will require regular irrigation and moist soil throughout its lifetime for best performance.



































Indicates general fall foliage color.























Indicates general flower color.


























1/5 LARGE STREET TREES

Scientific Name Common Name	Native	Sun Exposure			Add'l Water	Mature Size (ft)		Canopy Cover (sq. ft.)	Plant Strip Width	Fall Color	Bloom Time & Color	Characteristics
		Sun	Partial	Shade		Height	Spread					
 Acer freemanii var. 'Autumn Blaze' Autumn Blaze Maple						50'	40'	1,257	6'			<i>Fast-growing; dense, oval crown; excellent autumn colors</i>
 * Acer nigrum var. 'Green Column' Green Column Sugar Maple						65'	25'	491	6'			<i>Similar to A. saccharum, but more resistant to heat and drought</i>
 Acer rubrum Red Maple						60'	40'	1,257	6'			<i>Red twigs and branchlets; does not tolerate excessive pollution</i>
 Acer pseudoplatanus Sycamore Maple						40'	40'	1,257	6'			<i>Autumn color dependent on variant; moderate growth rate</i>
 Acer saccharum var. 'Bonfire' Bonfire Sugar Maple						50'	40'	1,257	6'			<i>Fast growing; stout branches form a dense canopy</i>
 Acer saccharum 'Commemoration' Commemoration Sugar Maple						50'	35'	962	6'			<i>Fast growing; stout branches form a dense canopy</i>
 Acer saccharum 'Green Mountain' Mountain Sugar Maple						45'	35'	962	6'			<i>Fast growing; stout branches form a dense canopy; tolerant of heat and drought</i>

LARGE STREET TREES 2/5

Scientific Name Common Name	Native	Sun Exposure			Add'l Water	Mature Size (ft)		Canopy Cover (sq. ft.)	Plant Strip Width	Fall Color	Bloom Time & Color	Characteristics
		Sun	Partial	Shade		Height	Spread					
 <i>Aesculus x carnea</i> var. 'Briotti' Red Horse-chestnut						40'	30'	707	6'		Spring 	Crimson spring-time blossoms; rounded crown with dark green leaves; mature trees cast dense shade
 <i>Cercidiphyllum japonicum</i> Katsura						40'	25'	491	6'			Pyramidal in shape; heart shaped leaves; to enhance fall color, water less in the late summer months; leaves smell like brown sugar in the fall
 <i>Fraxinus americana</i> Autumn Applause Ash						80'	35'	962	6'			Fast-growing; useful as a shade tree; oval-shaped crown
 <i>Fraxinus latifolia</i> Oregon Ash						60'	35'	962	6'			Tolerant of wet conditions
 <i>Fraxinus pennsylvanica</i> 'Patmore' Patmore Ash						45'	35'	962	6'			Compact, oval crown; dense; strong resistance to disease and pests
 <i>Fraxinus pennsylvanica</i> 'Urbanite' Urbanite Ash						50'	40'	1,257	6'			Pyramidal in shape; dense
 * <i>Gingko biloba</i> 'Princeton Sentry' Princeton Sentry Gingko						40	15'	177	6'			Pollution and heat tolerant; pyramidal in shape; autumn leaves fall to form a beautiful groundcover blanket























3/5 LARGE STREET TREES

Image	Scientific Name Common Name	Native	Sun Exposure			Add'l Water	Mature Size (ft)		Canopy Cover (sq. ft.)	Plant Strip Width	Fall Color	Bloom Time & Color	Characteristics
			Sun	Partial	Shade		Height	Spread					
	* <i>Gingko biloba</i> 'Magyar' Magyar Gingko						50'	25'	491	6'			Pollution and heat tolerant; upright and narrow in shape; autumn leaves fall to form a beautiful groundcover blanket
	<i>Gleditsia triacanthos inermis</i> Honeylocust						50'	35'	962	8'			Thornless variety; green, fernlike leaves; tolerant of acidic soils, salt, drought, cold, heat, wind, and pollution
	<i>Liriodendron tulipifera</i> Tulip Tree						60'	35'	962	8'	 	Spring	Fast-growing; straight trunk with pyramidal crown; thrives in rich, well-drained soil
	<i>Liquidambar styraciflua</i> var. 'Rotundiloba' Fruitless Gum Tree						60'	30'	707	8'			Requires a large planting strip; mixed autumn color of purple, yellow and red; resistant to oak root fungus
	* <i>Nyssa sylvatica</i> Tupelo						50'	20"	314	6'			Crooked branches with a reddish bark; produces excellent shade; tolerant of poor draining soils
	<i>Quercus coccinea</i> Scarlet Oak						60'	40'	1,257	6'			Pyramidal when young, but round when mature; gray-brown bark
	<i>Quercus frainetto</i> Italian Oak						50'	30'	707	6'			Fast-growing; dark gray bark; glossy deep green leaves; symmetrical


































LARGE STREET TREES 4/5

Scientific Name Common Name	Native	Sun Exposure			Add'l Water	Mature Size (ft)		Canopy Cover (sq. ft.)	Plant Strip Width	Fall Color	Bloom Time & Color	Characteristics
		Sun	Partial	Shade		Height	Spread					
 Quercus garryana Oregon Oak						50'	40'	1,257	8'			Gray, scaly bark; leathery and glossy green leaves
 Quercus imbricaria Shingle Oak						50'	40'	1,257	6'			Grows roughly 1' per year; gray brown bark; lance-shaped leaves
 Quercus macrocarpa Bur Oak						60'	40'	1,257	8'			Flaky, grayish brown bark; acorns have a fringed cap
 Quercus phellos Willow Oak						50'	35'	962	6'			Pyramidal in shape; smooth gray bark
 Quercus robur English Oak						60'	40'	1,257	8'			No significant fall color; fast growing tree; short trunk with wide, sprawling crown
 Quercus rubra Red Oak						60'	45'	1,590	8'			Fast-growing; round canopy; requires fertile soil and regular moisture
 Quercus shumardii Shumard Oak						60'	40'	1,257	6'			Pyramidal when young, grows to a open crown in maturity; similar in appearance to the Scarlet Oak; tolerates most soil conditions




































5/5 LARGE STREET TREES

Scientific Name Common Name	Native	Sun Exposure			Add'l Water	Mature Size (ft)		Canopy Cover (sq. ft.)	Plant Strip Width	Fall Color	Bloom Time & Color	Characteristics
		Sun	Partial	Shade		Height	Spread					
 Quercus velutina Black Oak						55'	45'	1,590	8'			Tolerant of many soils; acorns have a fringed cap; black bark in maturity that produces a yellow dye
 Tilia americana <i>var. 'Redmond'</i> Redmond Linden						50'	30'	707	8'			Straight-trunked tree with a narrow crown
 Tilia tomentosa <i>var. 'Sashazam'</i> Satin Shadow Silver Linden						50'	30'	707	8'			Light green leaves that are silvery on the underside; tolerant of heat and drought
 Tilia petiolaris Pendant Silver Linden						60'	40'	1,257	6'			Weeping branches; dark green leaves have a fuzzy underside that give the tree a silvery appearance in the wind
 Zelkova serrata <i>'Greenvase'</i> Green Vase Zelkova						45'	40'	1,257	6'			Attractive bark; tolerant of drought and wind; good shade tree; vase-shaped
 Zelkova serrata <i>'Village Green'</i> Village Green Zelkova						45'	40'	1,257	6'			Attractive bark; tolerant of drought and wind; good shade tree; vase-shaped

































MEDIUM STREET TREES 1/5

Image	Scientific Name Common Name	Native	Sun Exposure			Add'l Water	Mature Size (ft)		Canopy Cover (sq. ft.)	Plant Strip Width	Fall Color	Bloom Time & Color	Characteristics
			Sun	Partial	Shade		Height	Spread					
	<i>Acer campestre</i> Hedge Maple						30'	30'	707	5'			Dense, rounded crown; many cultivars of similar growth; grows well in the Pacific Northwest
	* <i>Acer rubrum</i> <i>var. 'Bowhall'</i> Bowhall Maple						45'	20'	314	6'			Fast-growing, tolerates most soils; performs best in native, low-traffic areas
	<i>Acer rubrum</i> <i>var. 'Doric'</i> Doric Maple						45'	40'	1,257	6'			Fast-growing, tolerates most soils; performs best in native, low-traffic areas
	<i>Acer truncatum</i> x <i>A. platanoides</i> 'Warrens Red' Pacific Sunset Maple						40'	25'	491	5'			Fast-growing; tolerant of heat and drought; dark green, glossy leaves
	<i>Betula albosinensis</i> <i>var. septentrionalis</i> Chinese Red Birch						40'	35'	962	5'			Flaking orange to orange-brown bark
	<i>Betula papyfera</i> Paper Birch						50'	25'	491	6'			Attractive, creamy-white bark
	<i>Carpinus caroliniana</i> American Hornbeam						30'	25'	491	5'			Attractive, smooth blue-gray bark; can be single- or multi-trunked; excellent fall color

































2/5 MEDIUM STREET TREES

Scientific Name Common Name	Native	Sun Exposure			Add'l Water	Mature Size (ft)		Canopy Cover (sq. ft.)	Plant Strip Width	Fall Color	Bloom Time & Color	Characteristics
		Sun	Partial	Shade		Height	Spread					
 <i>Cladrastis kentukea</i> Yellow wood						40'	40'	1,257	5'			Gray bark; beautiful fall color; deep rooting, so it is possible to plant beneath the tree; needs regular pruning
 <i>Cornus controversa</i> 'June Snow' Giant Dogwood						40'	40'	1,257	5'			Fast-growing; picturesque branches; full sun is necessary for best bloom
 <i>Cornus florida x nuttallii</i> Eddie's White Wonder Dogwood						30'	20'	314	5'			Clusters of bright white flowers in mid-spring
 <i>Corylus cornuta</i> Beaked Hazelnut						25'	30'	707	5'			Shrub-like, vase-like shape; needs adequate space to grow; catkins add winter interest
 <i>Crataegus crus-galli</i> var. 'Inermis' Thornless Cockspur Hawthorne						30'	30'	707	5'			Smooth, glossy green leaves; clusters of white flowers in the spring months; tiny fruits attractive to bees and birds
 <i>Crataegus x lavalii</i> Lavalle Hawthorne						25'	20'	314	5'			Dark green leathery leaves; clusters of red fruits add winter color
 * <i>Fagus sylvatica</i> var. 'Dawyck Purple' Beech Tree						35'	12'	114	6'			Cone-like shape; smooth gray bark; no underplantings; not for high pedestrian areas

















MEDIUM STREET TREES 3/5

Image	Scientific Name Common Name	Native	Sun Exposure			Add'l Water	Mature Size (ft)		Canopy Cover (sq. ft.)	Plant Strip Width	Fall Color	Bloom Time & Color	Characteristics
			Sun	Partial	Shade		Height	Spread					
	<i>Fagus sylvatica</i> var. 'Rohanii' Cutleaf Purple Beech						50'	30'	707	6'			No underplantings; not for high pedestrian areas; tolerant of tough urban conditions
	<i>Ginkgo biloba</i> Autumn Gold' Autumn Gold Gingko						45'	35'	962	6'			Pollution and heat tolerant; pyramidal in shape; autumn leaves fall to form a beautiful groundcover blanket
	<i>Halesia monticola</i> Mountain Silverbell						45'	30'	707	5'		 Spring	Bell-shaped flowers; attractive when planted with rhododendrons
	<i>Magnolia grandiflora</i> var. 'Victoria' Southern Magnolia						20'	15'	177	5'		 Summer thru Fall	Evergreen; broad, dark green leaves; large white, fragrant flowers; unpredictable in form
	<i>Magnolia x kewensis</i> var. 'Wada's Memory' Wada's Memory Magnolia						30'	20'	314	5'		 Mid- Spring	Deciduous; new leaves are copper in color; casts dense shade
	* <i>Oxydendrum</i> <i>arboreum</i> Sourwood						30'	15'	177	5'		 Summer	Pyramidal shape; fragrant summer flowers; requires well-drained soils
	<i>Prunus cerasifera</i> var. 'Krauter Vesuvius' Cherry Plum						30'	20'	314	5'		 Spring	Dense, upright crown; blooms best and retains purple-leaved color in full sun; tolerant of moist well-drained soils


































4/5 MEDIUM STREET TREES

Scientific Name Common Name	Native	Sun Exposure			Add'l Water	Mature Size (ft)		Canopy Cover (sq. ft.)	Plant Strip Width	Fall Color	Bloom Time & Color	Characteristics
		Sun	Partial	Shade		Height	Spread					
 <i>Pyrus calleryana</i> Ornamental Pear						45'	40'	1,257	5'			Horizontal branching pattern; fall color depends on variant
 <i>Quercus ilex</i> Holly Oak						40'	30'	707	5'			Evergreen; dense, rounded crown; tolerant of salt air
 <i>Rhamnus purshiana</i> Cascara						20'	20'	314	5'			Smooth gray bark; picturesque branches; dark green leaves
 <i>Sophora japonica</i> 'Regent' Japanese Pagoda Tree						45'	40'	1,257	6'			Fast-growing; dark green leaflets; tolerant of urban conditions; great shade tree
 <i>Sorbus aucuparis</i> 'Mitchred' Cardinal Royal Mountain Ash						40'	30'	707	5'			Dense oval-to-round crown
 <i>Sorbus x hybridia</i> Oakleaf Royal Mountain Ash						30'	20'	314	5'			Blue-green foliage
 <i>Styrax japonicus</i> Japanese Snowbell						30'	30'	707	5'			Slender trunk; strong horizontal branches; beautiful flowers; disease resistant






































MEDIUM STREET TREES 5/5

Scientific Name Common Name	Native	Sun Exposure			Add'l Water	Mature Size (ft)		Canopy Cover (sq. ft.)	Plant Strip Width	Fall Color	Bloom Time & Color	Characteristics
		Sun	Partial	Shade		Height	Spread					
 <i>Tilia cordata</i> 'Chancellor' Chancellor Linden						40'	20'	314	6'			Very tolerant of urban conditions; excellent shade tree when given room to grow
 <i>Tilia cordata</i> 'Degroot' Degroot Littleleaf Linden						40'	20'	314	5'			Very tolerant of urban conditions; excellent shade tree when given room to grow
 <i>Ulmus parvifolia</i> 'Emer I' Athena Classic Elm						35'	35'	962	5'			Fast-growing; long, weeping branches; excellent street tree or screening tree
 <i>Ulmus parvifolia</i> 'Emer II' Allee Elm						45'	40'	1,257	5'			Long, weeping branches; excellent street tree or screening tree



































1/4 SMALL STREET TREES

Scientific Name Common Name	Native	Sun Exposure			Add'l Water	Mature Size (ft)		Canopy Cover (sq. ft.)	Plant Strip Width	Fall Color	Bloom Time & Color	Characteristics
		Sun	Partial	Shade		Height	Spread					
 <i>Acer buergeranum</i> Trident Maple						25'	25'	491	5'			Round crown with glossy green leaves; low and spreading growth; stake and prune to make tree branch high
 <i>Acer circinatum</i> Vine Maple						25'	20'	314	5'			Spring Small, nearly symmetrical tree; multiple trunks; not for harsh sites
 <i>Acer grandidentum</i> <i>var. 'Schmidt'</i> Rocky Mountain Glow Maple						25'	15'	177	5'			Very hardy tree; tolerant of most soil conditions; oval crown
 <i>Acer ginnala</i> Amur Maple						25'	25'	491	5'			Showy, red-twigged seeds in the summer months
 <i>Acer miyabei</i> <i>var. 'Morton'</i> State Street Maple						30'	25'	491	6'			Fast-growing; attractive autumn color
 <i>Acer palmatum</i> Japanese Maple						20'	20'	314	5'			Fast-growing; the most delicate of maple trees; many branches; young spring foliage is red, turning to green in the summer; fall colors vary
 <i>Acer triflorum</i> Three-Flower Maple						25'	20'	314	5'			Multi-season interest; beautiful autumn color; tan bark


































SMALL STREET TREES 2/4

Image	Scientific Name Common Name	Native	Sun Exposure			Add'l Water	Mature Size (ft)		Canopy Cover (sq. ft.)	Plant Strip Width	Fall Color	Bloom Time & Color	Characteristics
			Sun	Partial	Shade		Height	Spread					
	<i>Amelanchier grandiflora</i> Autumn Brilliance Serviceberry						20'	15'	177	4'	 Early Spring 	Strong stems; blue-green foliage; drooping clusters of white flowers	
	<i>Cercis canadensis</i> Eastern Redbud						30'	25'	491	5'	 Spring 	The fastest growing redbud; horizontally-tiered branches; needs adequately drained soils	
	<i>Cornus mas</i> Cornelian Cherry Dogwood						20'	20'	314	5'	 Late Winter 	The earliest dogwood to bloom; gray and tan bark provides winter interest	
	<i>Cornus rutgersensis</i> var. 'Aurora' Aurora Stellar Dogwood						20'	20'	314	5'	 Spring-Summer 	Disease resistant hybrid of <i>C. florida</i> and <i>C. kousa</i> ; single trunked; beautiful autumn color	
	<i>Cornus rutgersensis</i> var. 'Celestial' Celestial Stellar Dogwood						20'	20'	314	5'	 Spring-Summer 	Disease resistant hybrid of <i>C. florida</i> and <i>C. kousa</i> ; single trunked; beautiful autumn color	
	<i>Cornus rutgersensis</i> var. 'Stellar Pink' Stellar Pink Dogwood						20'	20'	314	5'	 Spring-Summer 	Disease resistant hybrid of <i>C. florida</i> and <i>C. kousa</i> ; single trunked; beautiful autumn color	
	<i>Cotinus obovatus</i> American Smoke Tree						25'	25'	491	5'	 Spring 	Unusual and colorful; excellent screening tree; blue-green foliage; great fall color	




























3/4 SMALL STREET TREES

Scientific Name Common Name	Native	Sun Exposure			Add'l Water	Mature Size (ft)		Canopy Cover (sq. ft.)	Plant Strip Width	Fall Color	Bloom Time & Color	Characteristics
		Sun	Partial	Shade		Height	Spread					
 Crataegus phaenopyrum Washington Hawthorn						25'	20'	314	5'			Open limb structure; shiny red winter fruits; thorns
 Lagerstoemia hybrids Crape Myrtle						20'	20'	314	5'			Fall color depends on species, typically yellow, red, or orange; showy summer flowers
 Hamamelis mollis Chinese Witch Hazel						20'	20'	314	5'			Round, dark green leaves; fragrant winter flowers; shrub-like habit
 Koelreuteria paniculata Goldenrain Tree						25'	25'	491	5'			Tolerant of urban conditions; open branches provide shade
 Magnolia 'Galaxy' Galaxy Magnolia						25'	25'	491	5'			Fast-growing; conical shape; showy flowers
 Magnolia grandiflora var. 'Little Gem' Dwarf Southern Magnolia						20'	15'	177	5'			Evergreen; branches to the ground; less hardy than other Magnolia species; slow growing
 Magnolia x loebneri Loebner Magnolia						15'	15'	177	5'			Deciduous; blooms appear before leaves in the spring





SMALL STREET TREES 4/4

Image	Scientific Name Common Name	Native	Sun Exposure			Add'l Water	Mature Size (ft)		Canopy Cover (sq. ft.)	Plant Strip Width	Fall Color	Bloom Time & Color	Characteristics
			Sun	Partial	Shade		Height	Spread					
	<i>Malus</i> var. 'Golden Raindrops' Golden Raindrops Crabapple						20'	15'	177	5'		Spring 	Disease resistant; tolerant of many soil types; elegant, horizontally spreading limbs; fruit persists into winter
	* <i>Malus</i> var. 'Lancelot' Lancelot Crabapple						8'	8'	50	5'		Spring 	Beautiful spring-time white flowers; golden fruit in the autumn months
	<i>Parrotia persica</i> Persian Parrotia						30'	20'	314	5'		Early Spring 	Smooth gray bark with white patches; colorful tree year-round
	<i>Prunus yedoensis</i> var. 'Akebono' Akebono Flowering Cherry						25'	25'	491	6'		Early Spring 	Most common cherry tree in the Pacific Northwest; disease resistant
	* <i>Sorbus americana</i> var. 'Dwarfcrown' Red Cascade Mountain Ash						16'	8'	50	5'		Spring 	Very hardy and tolerant of wet soils; compact growth; orange red fruits
	<i>Styrax obassia</i> Fragrant Snowbell						25'	20'	314	5'		Spring 	Oval-to-round crown; flowers in drooping clusters
	<i>Syringa reticulata</i> Japanese Tree Lilac						30'	20'	314	5'		Late Spring 	Can be grown as a shrub or single stemmed tree; useful as a small shade tree; smooth red bark

1/2 CONIFERS FOR SPECIAL SITES

Scientific Name Common Name	Native	Sun Exposure			Add'l Water	Mature Size (ft)		Canopy Cover (sq. ft.)	Plant Strip Width	Fall Color	Bloom Time & Color	Characteristics
		Sun	Partial	Shade		Height	Spread					
 * Calocedrus decurrens California Incense Cedar						60'	30'	707	10'			Produces a sweet fragrance in the summer; can grow up to 2' per year once established; columnar form; pollution tolerant
 Cedrus deodara Deodar Cedar						80'	40'	1,257	10'			Fast growing tree; branches to ground, with bottom branches sweeping upward; many cultivars with a variety of needle colors
 Metasequoia glyptostroboides Dawn Redwood						90"	50'	1,962	8'			Deciduous conifer; fast-growing tree; pyramidal in shape with soft, pale green needles and small cones; thrives in well-drained soil
 * Picea omorika Serbian Spruce						40'	20'	314	6'			Conical in shape; shiny green needles with white underside; branches to ground; slow-growing
 Taxodium distichum Bald Cypress						70'	30'	707	8'			Deciduous conifer; pyramidal in shape; feathery, delicate foliage; resistant to disease and pests
 Thuja plicata Western Red Cedar						80'	40'	1,257	12'			Many cultivars; slender, drooping branches with dark green leaves; requires adequate space to grow
 Umbellularia californica California Bay Laurel						75'	50'	1,962	12'		 Spring	Huge, gumdrop-shaped shrub or tree, depending on how it's grown; leaves can be used as a sweet bay substitute in cooking; fruiting in summer months

CONIFERS FOR SPECIAL SITES 2/2

 <i>Xanthocyparis nootkatensis</i> Alaskan Yellow Cedar	Native	Sun Exposure			Add'l Water	Mature Size (ft)		Canopy Cover (sq. ft.)	Plant Strip Width	Fall Color	Bloom Time & Color	Characteristics
		Sun	Partial	Shade		Height	Spread					
						80'	25'	491	10'			<i>Tiny, scale-like leaves of blue-green; branches to ground in drooping pattern</i>