

Gardener's Notebook

Volume 29, No. 1

News, Advice & Special Offers for Bay Area Gardeners

March/April 2015

5 Mediterranean plants from around the world

The Bay Area is known for its Mediterranean-style climate; mild, wet winters, and hot, dry summers. This climate can only be found in five regions of the world: California, Western Cape, South Africa, Central Chile, Western & Southern Australia, and the Mediterranean Basin. These regions host a wonderful group of plants that are well suited to this mild/wet to hot/dry weather pattern and can thrive without summer irrigation, are low-maintenance, and are mostly pest and disease free.

Helianthemum (Sunrose)

This creeping, woody perennial grows to 6-8" tall by 2-4' wide. Flowers range from dark red through pink, yellow, and white, all with small yellow stamens at the center. Grows best in sun to part shade, with average to occasional summer watering.



Arctostaphylos (Manzanita)

Many gardeners focus on foliage and flowers when selecting manzanitas, but the striking bark and twisted, sinewy branches are often their very best features. Manzanita needs as little watering as possible during the warm summer months, although in the hottest regions they will usually need help when young or outside their native range.



Grevillea

This genus of the Proteaceae is one of the largest in Australia. Grevilleas have extended blooming periods that attract hummingbirds, which feed gluttonously on the nectars. Grevillea will bloom when young, or as container plants. Grevilleas are very forgiving as container plants, tolerating erratic or inadequate watering. Most need little or even no summer watering. Needs average to good drainage and little or no fertilizing in CA soils.



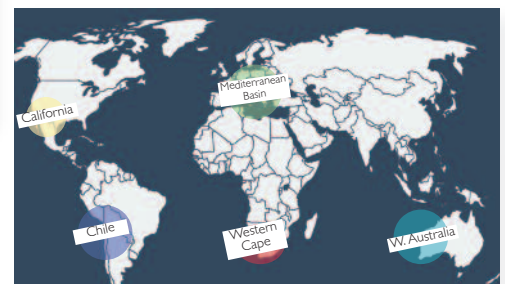
Berberis darwinii (Darwin Barberry)

This Chilean shrub makes an excellent companion plant for California natives like Ceanothus and Manzanita. It grows to 8' tall & wide with terminal clusters of small, bright orange-yellow flowers in spring. It likes sun-to-part shade with little or no summer watering when established.

Leucadendron

Related to Grevillea, Leucadendron have colored bracts in cone-like flower clusters. Their attractive, decorative clusters and foliage are frequently used in cut flower bouquets. They make very forgiving and underrated container plants, able to take much more drought stress than most plants without damage. They prefer infrequent summer watering.

View a full listing of favorite Mediterranean plants on our website:
www.sloatgardens.com



The five Mediterranean regions

Visit our stores: Nine Locations in San Francisco, Marin and Contra Costa

Richmond District
3rd Avenue between
Geary & Clement
(415) 752-1614

Marina District
3237 Pierce Street
Chestnut & Lombard
(415) 440-1000
9 to 6:30

San Rafael
1580 Lincoln Ave.
just off Hwy. 101
(415) 453-3977

Kentfield
700 Sir Francis Drake Blvd.
at Wolfe Grade
(415) 454-0262

Garden Design Department
401 Miller Ave., Mill Valley
(415) 388-3754

Sunset District
2700 Sloat Blvd.
46th & Sloat Blvd.
(415) 566-4415

Novato
2000 Novato Blvd.
at Wilson
(415) 897-2169

Mill Valley
657 E. Blithedale at Lomita
(415) 388-0102 (near 101)
401 Miller Ave. at La Goma
(415) 388-0365 (near downtown)

Danville
828 Diablo Road at El Cerro
(925) 743-0288
M-Sat hours: 8 to 6:30pm
Sun hours: 8am to 5pm

Bulk Soils
828 Diablo Road at El Cerro
(925) 820-1273
(East Bay delivery only)
M-Sat 8-4

Visit us on the web: www.sloatgardens.com

Open 7 days per week 8:30am to 6:30pm

(or as noted above in Danville & SF Marina)

Celebrate Earth Day on April 22nd!

Printed on 100%
PCW recycled
paper using
vegetable
based inks!


Sloat



Garden Center

420 Coloma Street
Sausalito, CA 94965-1428

Locally
owned since
1958!



Pre-Sorted
Standard
U.S. Postage
Paid
StrahmCom



Find us on
Instagram, Facebook and
Twitter; Sign up for our
monthly e-newsletters



*Tillandsia
ionantha v. stricta*

We'll help you grow the plants you love!

8 SLOAT NOTEBOOK March/April 2015

Bay Area Gardening Guide:

Plant:

🌱 Prepare planting beds for spring. Test soil for pH, nitrogen, phosphorous and potassium, and add appropriate supplements. We recommend amending with **Sloat Loam Builder** or **Sloat Forest Mulch Plus**.

🌱 It's Vegetable Planting Time! Grow your own food with organic vegetable starts & seeds: lettuce, tomatoes, herbs, zucchini and berries.

🌱 Plant your favorite spring annuals. Petunias, begonias, alyssum, marigolds, cosmos, & lobelia.

🌱 We carry shade plants that will provide flowers &



foliage in shaded spaces: Begonias, Heucheras, Bounce Impatiens, & New Guinea Impatiens

🌱 Plant gladiolus and dahlias for summer color.

🌱 Choose a large tomato cage — because your plants will surely grow larger!

🌱 Plant a tree, shrub, flower or edible for **Earth Day** or **Arbor Day**.

🌱 Rhododendrons and azaleas are budding and blooming. Feed them with **E.B. Stone Organics Azalea Camellia & Gardenia Food** after flowering.

Fertilize

🌱 Stock up on top quality, plant-specific fertilizers: we recommend **E.B. Stone**

Organics Rose & Flower, Tomato & Vegetable and Citrus & Fruit Foods. Use **E.B. Stone Organics Sure Start** fertilizer for new plantings to establish them quickly.

Prune/Maintain

🌱 Water wise tip: For new plantings, use water-holding polymers such as **Soil Moist**. The non-toxic granules hold water longer than soil alone; minimizing moisture loss to evaporation.

🌱 Water early in the morning to prevent wet foliage. Wet foliage attracts snails and fungal diseases. Non-toxic **Sluggo** can help keep slugs and snails out.

🌱 Stop aphids early with **Bonide Neem Oil, Bonide**

March & April


Rose Rx 3-in-1 or Monterey Take Down Spray. Spray at day's end after the bees have stopped foraging.

🌱 Release **ladybugs**, praying mantis, and other beneficial insects to help control aphids, mites, whiteflies, and other garden pests.

🌱 Use **Microbark** or **Forest Mulch Plus** on established and new plantings to reduce moisture loss and keep roots cool while inhibiting weed seed germination.

🌱 Spring is the best time to repot houseplants and give them their first feeding.

🌱 Prune freeze damaged plants now (if you haven't already). But, wait to prune spring blooming shrubs until after flowering.



About this Newsletter: The Gardener's Notebook is published three times a year by Sloat Garden Center for the education and enjoyment of Bay Area gardeners. Information is collected from Sloat's expert staff, current horticultural publications and Sunset's Western Garden Book. Send address corrections to: 420 Coloma Street, Sausalito, CA 94965 or via email to sloat@sloatgardens.com

The right tools for the right job: Classic gardening tools from Garden Works

Introducing premium hand tools for spring; these quality, U.S. made stainless steel tools are designed for years of use.



The **Widger Trowel** is perfect for easily removing plants from pots when transplanting. The slim trowel-like blade is great for planting seeds and delicate seedlings.



The **Classic Angle Weeder** has a traditional look and feel for comfortable use; its serrated edges are tough enough to cut through roots with ease.

8 great tools for year-round gardening

This spring we're carrying the **Mid-handle Claw Cultivator, Angle Weeder, Round Tine Fork, Handy Scoop, Weeding Finger, Long-neck Weeder, Widger Trowel, and Mid-handle Hand Trowel**

Japanese digging knives for your Bay Area garden

The **Joshua Roth Hori-Hori Digging** tool was originally designed for excavating through rocky soil, high in the mountains of Japan, where enthusiasts still find prized specimens for bonsai. The black blade is concave, thick and strong for digging and prying in rocky terrain, with semi-sharp, beveled and serrated edges for cutting anchored roots. Provided with a thick, natural wood handle for a strong grip, and a black, heavy vinyl sheath with belt loop.



Hori-Hori Stainless Steel Digging tool

This is a special version of our Hori-Hori Digging tool. Its stainless steel blade is very sharp and is contoured for scooping soil and other materials. Because of its sharpness, it is excellent as a general purpose sporting knife. Heavy black vinyl sheath has a belt loop and retaining strap. Sloat Garden Center customers like the versatility of the Hori Hori as a digger, pryer, cutter, hacker and weeder.



New pottery this spring: Black, White and Blue



Black & White Glossy and Peacock Blue feature geometric patterns which will complement many spring plants.



Anigozanthos a.k.a Kangaroo Paws

With soft, fuzzy blooms, and a common name of Kangaroo Paws, vibrant Anigozanthos are absolutely loved by hummingbirds. This Australian native is drought hardy, but extra irrigation at the time of planting and flower bud formation will benefit flowering, and extra water when conditions are hot and dry improve growth and appearance, especially when planted in pots.

Care notes: Cut old flowering stems back to their base to tidy up the plant and encourage repeat flowering. New shoots will appear from underground rhizomes. Older plants will benefit by the annual removal of any damaged leaves. Protect from heavy frost. Kangaroo Paws want full to part sun, and will tolerate coastal conditions, drought, and heat.

Celebrating Tillandsias all year-round

Tillandsia is a group (genus) of "airplants" or epiphytes in the Bromeliad family. These exotics come from Latin America where they are abundant on shrubs and trees, or are found clinging to rocks and cliffs. They don't need soil because they absorb water and nutrients through their leaves.

With bright light and sufficient water, the plants are hardy perennials that will reward gardeners with durability, growth and brilliantly colored blooms. They make excellent houseplants. Their life cycle is to grow from a vegetative offset to maturity in 8 to 10 months. After blooming, the plants produce new offsets which then repeat the cycle. After a few years its large clumps are truly spectacular.

Care

As a general rule, submerge the plant in bottled drinking water or rain water once a week for a few seconds, then turn upside down. The frequency of watering will be determined by air temperature and level of humidity. Frequent misting can help increase the humidity. Although they are able to sur-

vive long waterless periods, tillandsias do like water. In fact, in a dry, hot environment (like areas of Novato, Danville, San Rafael and central Marin), it is very difficult to over water them. Underwatering is usually the problem. A sure sign of a drying plant is if the leaf edges begin to curl up.

The easy remedy to cure dehydration is to soak the plant underwater overnight. This soaking allows the leaves sufficient time and water availability to rehydrate completely. Indoors, this procedure should be followed every week or two. If outdoors, hose them off when watering other plants, but soak if they begin to dehydrate.

Light

Grow tillandsias in bright, filtered light. Gray-leaved plants grown within 5-7 miles of the ocean can be grown in full sun. Most tillandsias will tolerate temperatures that approach freezing. They will also survive high temperatures as long as they receive a sufficient supply of water to make up for the increased rate at which water will evaporate (transpire) out of the plant.



Tillandsia stricta



Tillandsia bulbosa



Seleriana x scaposa

Bounce Impatiens bounce back

This exciting new shade alternative offers the habit and prolific flowering of *Impatiens walleriana*, but with resistance to Downy Mildew. Bounce Impatiens thrive in both sun and shade, and have a mounded spreading habit that looks beautiful in baskets, containers and landscapes. Also, the well-branched plants bounce back like magic if they wilt. We carry Bounce Impatiens in Pink Flame, Lilac, Cherry, Violet, and White. Feed modestly and water regularly for vibrant color all season. Bounce Impatiens are Downy Mildew resistant.



Cherry



Lilac



Pink Flame



White



Violet

Shade gardening has evolved

Impatiens walleriana will once again be absent from our stores this spring due to Downy Mildew, a rapidly spreading plant disease. The good news is that we carry other species of impatiens, as well as alternatives that will provide both flowers and foliage color to shaded spaces. Plant them to brighten up containers and garden beds.

5 favorite shade loving plants:

Bounce Impatiens
Heucheras
New Guinea Impatiens
Fibrous Begonias & Tuberous Begonias
Coleus

Read more about impatiens alternatives in our stores
or at www.sloatgardens.com

How to Grow Tomatoes

Profuse bearers and easy to grow, tomatoes offer generous rewards for every gardener. Nothing compares to the flavor of a tomato ripened on the vine (we think commercially grown tomatoes are tasteless in comparison). Tomato growing success is guaranteed if the following basic requirements are met.

SOIL: Well-draining soil that is high in organic matter is best. If your soil tends to be heavy or sandy, dig in Sloat Loam Builder. Sloat Forest Mulch Plus, which contains 15% chicken manure is also a good choice. Incorporate Agricultural Lime to ensure a good supply of calcium. Calcium prevents blossom end rot and helps build strong cell walls.

SUN: Tomatoes require full sun. This is considered no less than 6 hours of direct sun per day. Plants will be weak and unhealthy with anything less. In cool areas, planting tomatoes against a sunny wall or fence will help in production and ripening of fruit.

PLANTING: Make the planting hole extra deep. Plant the young tomatoes deep in the hole so that the first set of leaves is just above the soil level. Roots will form on the buried stem, creating a larger and stronger root system. If you use tomato cages, be sure to put them in place before the plants get too large. Don't skimp on the size of the cage, tomatoes WILL outgrow smaller cages, eventually falling over and possibly breaking. A 1" x 1" stake that is 6 feet tall, driven firmly into the ground will also provide adequate support. Place it one foot from the base of the plant. Tie the plant onto the stake as it grows. Use ties that will not cut or chafe the stem of the plant.

WATERING: Water young plants deeply and frequently (for the first 2 or 3 weeks, then once or twice a week beyond that), tapering off as fruit develops. Never water tomatoes from above.

FERTILIZER: An All Purpose fertilizer or vegetable food should be applied every 2 weeks, beginning when blossoms first appear. Maxsea All Purpose or E.B. Stone Organics Tomato and Vegetable Food are good choices.

PRUNING: Pinch off the small leaves which appear in the crotch above a larger stem. Don't pinch too many large leaves or the sun will burn developing fruit. Pinching back the top of the plant after it reaches the top of the stake or cage will encourage more flowering and fruit.

CONTAINERS: Tomatoes can be grown in barrels or tubs very easily. Plant them in Sloat Organic Potting Soil and fertilize them as you would in the ground. Choose determinate (bush type) tomatoes that will require little or no staking. Cherry tomatoes can even be grown in hanging baskets, which makes harvesting a breeze!

Cool Climate varieties (for SF gardeners)

- Celebrity
- Stupice
- Green Zebra
- Sungold
- Early Girl
- Siletz
- Black Krim
- Oregon Spring
- San Francisco Fog
- Sweet 100
- Big Beef

Note: Availability varies with the season



Tomato & Vegetable 3-in-1 Ready to Use

Kills insects, diseases and mites. Protects vegetables and vine plants such as tomatoes, potatoes, beans, melons and squash. Excellent for berries and flowers too. Kills aphids, mites, scale, caterpillars, whitefly, thrips, plus controls scab, rust, powdery mildew, leaf spots, blight, brown rot and other listed insects and diseases. May be used up to 1 day before harvest. For outdoor and indoor/greenhouse use. Contains sulfur and pyrethrin.

Organocide 3-in-1 Garden Spray

is an OMRI listed Insecticide, Fungicide & Miticide. Effective on all stages: eggs, larvae, nymphs and adults of small soft bodied insects and certain fungal diseases. Safe to beneficial and large insects: bees, beetles, ladybugs and butterflies. Derived from sesame and edible fish oil. Perfect for organic gardening; it's safe to use around your home, children and pets, and to spray at harvest time. Use on vegetables, fruits, nuts, vine crops, ornamentals, greenhouse crops, turfgrass, landscape plants, bulbs, flowers and field crops.



Celebrate Tomatoes at Tomato Time
April 3 — 12th

Shop during *Tomato Time* and be dazzled by our fabulous selection of organically grown tomato varieties. Attend tomato growing seminars and get the tomato-growing information you need to succeed. April is the best time to buy and plant tomatoes!



4 unique tomatoes for this year's warm weather garden

Introducing four tomatoes that will sing a delectable song in your garden this spring and summer. Not sure how to grow tomatoes? Check out our Tomato Planting tips on the opposite page. Still have questions? Come to our **Tomato Planting 101** seminar. We'll show you how growing tomatoes can be fun and easy! Seminar details are on page 7 of this newsletter:



Ananas Noire. oooh, lala! A.k.a "Black Pineapple" the skin has shades of green, purple, orange and yellow - its green flesh has streaks of red. A sprawling plant that yields a tremendous amount of 1 ½ lb fruit with a sweet & rich flavor and smokey, acidic undertones. Great for slicing and sauces. 85 days. *Note: Not recommended for SF gardens.*



Indigo Blueberry Tomato

Contains high levels of the antioxidant found in blueberries. Produces clusters of delightful 1-2 oz. cherry tomatoes. The flavor has been described as "sparkling". Ripens to a lovely midnight black-maroon tone. Ready to pick when colors have deepened and berry is slightly soft. 75 days.



Pink Berkeley Tie Dye

This fantastically colored, large fruited, "heirloom type" tomato is one of our favorites for this year. It's pink with green stripes that grows 5-7 ft tall and produces 10-12 oz fruit. It has a beautiful, sweet and rich flavor. Highly recommended! 90 days. *Note: Not recommended for SF gardens.*



Amish Paste

This heirloom dates back to the turn of the century. A favorite large plum tomato for sauce or canning. It produces plum to strawberry shaped 8-12 oz. fruits. Rich tomato flavor, not overly acidic. 72 days. *Note: Not recommended for SF gardens.*



Our vegetable growing secret is...

Liquid calcium can be used on fruit, vegetables, nut and vine crops to prevent and treat plant disorders associated with calcium deficiency -- it essentially speeds along a plant's absorption of calcium. It is often used instead of or along with Agricultural Lime to prevent blossom end rot in tomatoes and peppers, and to complement healthy soil by supplying nutrients directly to the foliage, roots and fruit of crops during critical growth stages. Interestingly, liquid calcium is one of the large pumpkin growers' secret weapons!

We recommend both Growmore Maxi-Cal liquid and Monterey Foli-Cal Ready to Use.

Delicious vegetables with compact habits for containers and small gardens



Cute Stuff Gold Peppers and Cute Stuff Red Peppers

Excellent tasting, high-yielding apple shaped sweet pepper that matures in 56 days. 3 x 2 ½ " fruit. Perfect for stuffing, use in salad or just eat whole.. Matures from green to red or gold. Grows to 22" tall.

Patio Baby Eggplant

Deep purple, egg-shaped fruit intended to be harvested at 2 to 3 inches, and are delicious roasted or in dips and salads. Thornless leaves and calyxes allow for painless harvesting and makes Patio Baby child-friendly, too. Plants will continue to produce fruit throughout the entire season.

60 days to harvest. Grows 2 feet high with a compact habit; perfect for apartments and city dwellers.

Spring has sprung...

Wake up your garden & feed it with E.B. Stone Organics

Citrus & Fruit Tree Food

is a blend of natural organic ingredients for use on citrus and other home orchard fruit trees, berries and vine fruit. It is formulated to encourage new growth, lush green foliage and to support bountiful crops.

Ultra Bloom Plant Food

is formulated to aid in the development of flower and fruit buds. Ultra Bloom also helps plants resist diseases and cold weather damage. It may be used on all plants throughout the year.

All Purpose Plant Food

is a blend of natural, organic ingredients formulated for use on vegetables, trees, shrubs, lawns and flower gardens. Ideal for preparing new planting areas and for feeding existing plants.

Tomato & Vegetable Food

is ideal for use throughout the vegetable garden and on soft fruits like strawberries. Contributes to plant growth without producing excessive foliage at the expense of fruit. The additional phosphorous helps to ensure the production of high quality fruits and vegetables. The calcium prevents disorders like blossom end rot and helps to correct acidic soil conditions.



Sure Start Plant Food is a blend of natural, organic ingredients formulated to help newly transplanted plants develop strong roots and sturdy growth. The gentle and non-burning formula is safe to use with even the most tender transplants. Contains beneficial mycorrhizae and humic acid.

Rose & Flower Food is a blend of select natural ingredients designed to encourage sturdy growth and flowering in roses, perennials and other flowering plants. It's also an excellent source of long lasting, slow release nitrogen.

Azalea, Camellia & Gardenia Food is specifically blended for the needs of acid-loving plants. It will encourage growth, green foliage and beautiful flowers. It is also suited for use on other acid-loving plants including rhododendrons, fuchsia and evergreen conifers.

SPRING gardening seminars

Each season we select local gardening experts and designers, as well as our knowledgeable senior staff, to speak in our seminar series. Free for Rewards Members. \$10 for non-members (membership is free!) and all participants receive a 10% off coupon for redemption at any of our locations. *Please call ahead to the seminar location to reserve a seat. Attendance is limited.*

*Tillandsia
lonanthe Mexican*



Seminar: Tillandsias 101 with guest expert Paul Isley

Learn about caring for Tillandsias with our guest expert, southern California professional air plant grower Paul Isley. Paul has been growing tillandsias for over 40 years; he will visit our stores to discuss basic care, tips & ideas.

Fri., March 20th – Novato at 12 noon
Sat., March 21 – Kentfield at 10:30 am
Sat., March 21 – Danville at 1:30 am
Sun., March 22 – Sloat Blvd. SF at 10:30 am
Sun., March 22 – Miller Ave., Mill Valley at 1:30 pm

Seminar: Lose your Lawn

Remove your lawn without tearing it out! We are pleased to welcome Bay-Friendly Qualified Professionals; they'll demonstrate the tools of lawn conversion with the innovative technique of Sheet Mulching to conserve natural resources, reduce pollution, create a vibrant garden, plus save time and money. Attendees will receive a free copy of their Bay-Friendly Gardening Guide (lists climate appropriate plants and irrigation resources), and a chance to win raffle prizes.

Sat., March 21 – Mill Valley at 10:30 am
Sat., March 21 – Novato at 10:30 am
Sat., March 28 – Danville at 10:30 am
Sun., March 29 – Kentfield at 10:30 am

Seminar: Tomato Planting Tips 101

Learn easy-to-implement tomato growing tips from Bay Area gardening experts. Jen Strobel (Sloat Design Department), and John Herbert (of Gentle Giant's Gardening), will show you how growing tomatoes can be successful, fun and easy!

Wed., April 8 – Miller Ave. at noon (Jen)
Thurs., April 9 – Novato at 12 noon (Jen)
Fri., April 10 – Kentfield at 12 noon (Jen)
Sun., April 12 – Sloat Blvd. SF at 10:30 (John)

Make & Take Workshop: Create a Beautiful Succulent Container

Join us to create a beautiful succulent container! This Make & Take Workshop is a great opportunity to learn about succulents and ways to use them in container designs. You'll leave with a container for yourself or to give as a gift. Speaker: Container design expert Jen Strobel.

Fee: \$55/\$45 for Rewards Members -- includes all materials

Wed., April 15 – Sloat Blvd SF at 12 noon
Fri., April 17 – Kentfield at 12 noon
Sat., April 18 – Miller Ave., Mill Valley at 10:30 am
Sat., April 18 – Novato at 1:30 pm
Sun., April 19 – Danville at 10:30 am

Seminar: Pruning Azaleas & Rhododendrons 101

Pruning Azaleas and Rhododendrons at the right time is important to ensure a healthy plant and optimize flowering. We welcome back Elizabeth Ruiz from Go With Nature. She is truly an expert pruner!

Sun., April 19 – Miller Ave., Mill Valley at 10:30 am
Sun., April 26 – Danville at 10:30 am

On location in Danville with Sloat Garden Center General Store Manager Dustin Strobel

Q: Please tell us about the store and staff

We are a large store so we can have demonstration beds to grow edibles and flowers. We also have the largest selection of herbs, vegetables, fruit trees, etc. in the area.

Our staff is great. They all have a genuine interest in or connection to plants. Brad Sheehan has helped run the shop for the past 5 years. He heads up the edibles department, and does an awesome job with the demo beds, as well as working with local gardening groups.

Q: What do you love about gardening?

It's my passion for so many reasons. When I'm not working at the shop, my favorite thing to do is visit nurseries and gardens, or work in my own garden.

Q: What is your favorite/most useful tool?

Felco pruners. They are so well made that they'll last forever.

Q: What's unique about Sloat Garden Center in Danville?

1. Tomato plants thrive here; we always plant tomatoes at the nursery when the season starts. We love old-time favorites like Sweet 100s, as well as heirlooms. We planted Indigo Rose last season and it was a super tasty purple-black tomato.

2. We carry a beautiful selection of custom container plantings. We are happy to plant a combination just for you!

3. We have our bulk soils division right on site for customers who need large amounts of soil.

4. Deer, turkeys and rabbits sometimes sneak into the nursery at night! Plus, the view of Mt. Diablo.

5. Our customers! We love helping Danville area gardeners.



Dustin and Brad



Locally
owned since
1958!

Deep roots in Marin County

close to 4 decades serving local gardeners

Sloat Garden Center was born in San Francisco in 1958, but we set down our Marin roots in 1979 in a small building on East Blithedale in Mill Valley. In the 1980's we opened three more Marin County stores (in Tiburon, Larkspur and Novato), then in the early 90's opened San Rafael, Mill Valley (Miller Ave) Kentfield, and our current Novato location. For almost four decades we have specialized in helping Marin gardeners grow; from the hot micro-climates of Novato to the cooler, fog hugging areas of Mill Valley. As a locally owned company, we are grateful to be part of the fabric of life in these Marin communities.



Mill Valley

Over 19,000 sq. feet of nursery space stocked with fresh plants, quality garden tools, soils, and pottery.
401 Miller Ave
415-388-0365



Novato

Sitting at the base of northern Marin's rolling hills, our Novato location is a colorful gardening paradise.
2000 Novato Blvd.
415-897-2169



San Rafael

This quaint cottage nursery is surrounded by beautiful flowers and fun garden treats.
1580 Lincoln Ave
415-453-3977



Mill Valley

A fun and inviting atmosphere, with a wide selection of plants, tools, soils, planters, pottery and expert garden advice.
657 E Blithedale Ave
415-388-0102



Kentfield

A large pottery selection, unique plants and friendly, knowledgeable staff.
700 Sir Francis Drake Blvd
415-454-0262

We support Marin County schools!

Over the years, Sloat Garden Center has focused our community outreach to local schools. We feel there is nothing more important than teaching kids about the joys of playing in the dirt, and learning about the environment, especially where our food comes from. Find out more about school partnerships via our Growing up Green program: www.sloatgardens.com. **Here's a list of our 2014 partnerships:**

Bacich Elementary School
Bayside Elementary School
Bel Aire School
Coleman Elementary School
Dixie School
Edna Maguire Elementary
Greenwood School
Hall Middle School
Hamilton Elementary

Loma Verde Elementary
Lu Sutton Elementary
Lynwood Elementary School
Manor School
Marin Catholic High School
Marin Horizon School
Marin Montessori School
Marin Oaks High School
Marin Waldorf School

Mark Day School
Martin Luther King Jr. Academy
Mary E. Silveira Elementary
Mill Valley Nursery School
Miller Creek Middle School
Miralama Elementary
Montessori de Terra Linda
Morning Song Preschool
New Village School

Novato Charter School
Novato High School
Novato Parents Nursery School
Old Mill School
Olive Elementary School
Our Lady of Loretto School
Park Elementary School
Pleasant Valley Elementary

Redeemer Preschool
Redwood High School
Ross Elementary School
Ross Valley Nursery School
Saint Rita School
San Geronimo Preschool
San Rafael High School
Sir Francis Drake High School
St. Anselm School

St. Isabella School
Strawberry Point Elementary
Sun Valley Elementary
Tamalpais High School
Tamalpais Preschool
Terra Linda High School
Twin Cities Coop Preschool
Wade Thomas Elementary
Willow Creek Academy

**We know
Northern
California Gardens!**

"We're not just selling plants, we're giving gardeners advice on how to make them thrive. We can help diagnose plant problems!" – Alex

"As a store plant buyer, I try to get a unique variety of plants that are tough and drought-tolerant (some of her favorites are Mediterranean plants from South Africa and Australia). Can't find a plant you're looking for? We are more than happy to help locate it. Just ask."
– Monica

"We have a wide selection of plants you don't find at other nurseries."
– Stephen

"I buy our vegetables and herbs from local nurseries and organic vendors. I think it's a responsible way to give back to the community, but also promote organic farming."
– Bill



Kentfield team clockwise from top left:
Jenni, Orlando, Alex, Monica, Greg, Harold, Bill

Spotlight on Kentfield Sloat

"We have so much room at this store, so we have the ability to carry a large variety of plants and pottery. The depth of perennials alone is amazing. Customers return 1 to 2 times a week just to see what's new. Also, customers constantly tell me they love the people who work here. The staff's diversity of plant knowledge, from landscaping to design to botanical knowledge, is immense. We have a great crew, including our nursery cat Azriel. People come in with their kids just to see Azriel. Petting the cat, while being soothed by the plants, adds a whole dimension to the Kentfield experience."

– Store Manager Greg

