

Annual Collection



ARTIST® *Ageratum*



20-30cm (8-12")



Vigor: 2

One of our best-selling Grande™ crops! These robust *Ageratum* cultivars maintain their picture-perfect good looks in containers over an extended selling period. Their compact, densely branched, mounded foliage becomes completely covered in pollinator-attracting blossoms. These plants exhibit outstanding heat tolerance, blooming well through the summer heat.

Growing Tips for ARTIST®

- Requires high light in production.
- Requires early growth regulator.
- 200 ppm fertilizer for optimal growth.
- In growing group BB (see page 145).*

Notes: Pinching is not recommended. A light Sumagic® spray (2-5 ppm) or B-9 (2500-5000) has been shown to be effective on *Ageratum*. Growth can also be controlled using holding temperature. Winter flowering occurs in Sunbelt states.

AWARD WINNERS – ARTIST® *Ageratum*

84 Awards including: Excellent Rating, Disney; Best of the Best, University of Georgia; Best of Species, Penn State; Top Pick, Dallas Arboretum; Top Performer, Kansas State University



ARTIST® Pearl
Ageratum



ARTIST® Blue
Ageratum *Agsantis' USPP15289 Can2050

ANNUAL VIGOR KEY – 1 to 4, with 1 representing the slower, smaller growers and 4 representing the quickest, largest growers. For combinations, choose varieties with the same vigor rating to ensure success.

* First letter is Growing Temperature, second letter is pH.

BUTTERFLY *Argyranthemum frutescens*

LANDSCAPE    46-91cm (18-36") Vigor: 3

Marguerite Daisies are some of the most well-known and loved flowers among gardeners. Our Butterfly line shines in container recipes and landscapes as these plants are well-matched for timing and size, taking the guesswork out of the equation for growers, retailers and landscapers. These heat tolerant cultivars bloom with clearer, brighter flowers that don't require deadheading for continuous bloom.

AWARD WINNERS – BUTTERFLY *Argyranthemum*

104 Awards including: Perfect Score, Jardin Daniel A. Seguin; Top Performer, University of Guelph; Excellent Rating, University Laval; Perfect Score, Oregon State University

Growing Tips for BUTTERFLY

- Requires high light in production.
- 200 ppm fertilizer for optimal growth.
- Low light, tight spacing, and wet foliage will lead to disease.
- Transplant *Argyranthemum* liners first, then water in quickly after transplant.
- In growing group AB (see page 145).*

Notes: No pinch needed for 4-5" pots planted after mid-March. When planted prior to mid-March a pinch will be beneficial. Single plants in 6" and gallons as well as all 8" and larger containers should be pinched 1-2 weeks after transplant. 5-10 ppm Sumagic® spray or a 1-3 ppm Bonzi® drench will help control growth. Winter flowering occurs in the Sunbelt states when grown under long days.



GOLDEN BUTTERFLY®
Argyranthemum
frutescens 'G15101' USPP30615 Can6079



PURE WHITE BUTTERFLY®
Argyranthemum
frutescens 'G14420' USPPAF Can5769

ANGELFACE® *Angelonia angustifolia*



Angelface Angelonia is a classic thriller for containers and adds verticality to garden beds. Growers and gardeners alike appreciate that their showy flower spikes don't require deadheading for continuous bloom. This is a sun, heat and humidity-loving plant that is stunning when offered in 1-gallon or larger containers on retail endcaps from early summer to fall.

Angelface Super varieties were bred to be bigger, bolder accent plants for planting en masse in landscapes. They mature to over three feet tall and become covered in flowers from top to bottom. Deer tend to pass them by because of their fragrant foliage.

AWARD WINNERS – ANGELFACE® *Angelonia*

253 Awards including: Superior Rating, Disney; Top Performer, Ohio State; Excellent Rating, Boerner Botanical Garden, Milwaukee, Wisconsin; Best of the Best, University of Georgia; Best Varieties, Penn State; Top Pick, Cornell University

Growing Tips for ANGELFACE®

- Requires high light in production.
- 150-200 ppm fertilizer for optimal growth.
- Warm and slightly dry conditions after transplanting speeds root-in and growth.
- Remember all Angelonia prefer warm production temperatures and it may be best to bring shipments in mid-spring.
- Scout regularly for aphids which can be problematic.
- In growing group CB (see page 145).

Notes: Pinch 6" or larger containers at transplant for large plugs, 2 weeks after transplant for smaller containers. Florel® causes tip burn and distorted growth. Sumagic® is effective (2-5 ppm), but other growth regulators can delay flowering.



ANGELFACE® Super Blue
Angelonia ^{ANSUBLU021} USPPAF Car/PBRA

76-102cm (30-40")



ANGELFACE® Super White
Angelonia ^{ANSUWH1} USPP29490 Car/5768

76-102cm (30-40")



ANGELFACE®
Wedgwood Blue
Angelonia 'ANWEDG116' USPPAF Can6282
46-76cm (18-30")



ANGELFACE®
Steel Blue
Angelonia 'ANSTEEL' USPPAF Can6281
46-76cm (18-30")



ANGELFACE® White
Angelonia 'ANwhiti' USPP19866
46-61cm (18-24")



**Collection
Top Seller**

ANGELFACE® Blue
Angelonia 'ANBLU140' USPPAF Can6277
46-76cm (18-30")



ANGELFACE® Perfectly Pink
Angelonia 'Balang15434' USPP29270
46-76cm (18-30")

ANGELFACE® Cascade *Angelonia*



Vigor: 3

We're bringing the same heat and humidity tolerance of standard upright angelonias to a line of cascading types that are perfect for hanging baskets. These plants have outward and downward spreading stems, making them ideal fillers and spillers in container recipes. Pair them with other medium vigor, sun loving annuals.



Collection
Top Seller

ANGELFACE® Cascade Snow
Angelonia *** USPPAF CanPBRAF

20-36cm (8-14")



ANGELFACE® Cascade Blue
Angelonia ^{ANCASBLU} USPPAF Can6278

20-36cm (8-14")



SNOWSTORM®
GLACIER BLUE™
Sutea cordata ^{WINSUSNOGL} USPP32698 CanPBRAF
(Bacopa)



ANGELFACE® Cascade Pink
Angelonia ^{ANCASPI} USPPAF Can6279

20-36cm (8-14")

SNOWSTORM® *Sutera cordata* (Bacopa) 🌱 ☀️ 🌿 10-25cm (4-10") Vigor: 2 Snowstorm® Giant Snowflake®: Vigor: 3

Our *Sutera* varieties show what happens when you start with the best genetics, then continually improve them. In hanging baskets and containers, *Sutera*'s glimmering, star-shaped flowers add beauty and texture, but its delicate looks are backed by durability and vigor.

AWARD WINNERS – SNOWSTORM® *Sutera* (Bacopa)

50 Awards including: Outstanding Rating, Disney Trial; Best of the Best, University of Georgia; Early Season Top Performer, Cornell, Long Island; Top Performer, University of Minnesota-Morris; Top Performer-Containers, Biltmore

Growing Tips for SNOWSTORM®

- High light in production is essential in early season. Light shade is required for summer production.
- 150-200 ppm fertilizer for optimal growth.
- You must keep Giant Snowflake under control, especially under dark weather conditions. It should be treated with 500-750 ppm of B-Nine®.
- Treat with preventative broad spectrum fungicidal drench one week after transplant.
- In growing group BA (see page 145).

Notes: Pinch as needed or to shape plants. Do not allow plants to dry out as they will drop both buds and flowers causing the plants to cycle out of bloom for several weeks.



SNOWSTORM® Rose
Sutera cordata USPPAF CanPBRAF
(Bacopa)



Top 50

SNOWSTORM® SNOW GLOBE®
Sutera cordata *WINSUSNOGB* USPP32660 CanPBRAF
(Bacopa)



SNOWSTORM® Pink
Sutera cordata *INSUTSNPIM* USPP32661 CanPBRAF
(Bacopa)



Top 5

SNOWSTORM® GIANT SNOWFLAKE®
Sutera cordata *Danova906* USPP17886 Can2861
(Bacopa)



SNOWSTORM® Blue
Sutera cordata *WINSUSNOBL* USPP32659 CanPBRAF
(Bacopa)

SUREFIRE® *Begonia*



30-61cm (12-24") Vigor: 4

These durable, colorful begonias are incredibly versatile in sun and shade, acting as a thriller in large containers or providing masses of bold color in landscapes. Compared to Double Delight™, their habit is more upright; Double Up™ varieties are shorter and more mounded with smaller leaves. A reliable alternative to impatiens in areas where downy mildew is an issue.

SUREFIRE® CHERRY CORDIAL™ *Begonia x hybrida*

A bold color expansion for the series featuring deep chocolate foliage and vividly contrasting, red flowers displayed in full view for maximum visual impact. Slightly more mounded at maturity than Surefire Red, but very similar as a Grande™ crop. New this year.

SUREFIRE® White *Begonia x benariensis*

A fresh new color for Surefire. Large, white hot blossoms top the emerald green foliage of this showy begonia all season, delivering maximum flower power in sun and shade. One of the most vigorous and well-branched begonias of its kind. New this year.

Growing Tips for SUREFIRE®

- 150-200 ppm fertilizer for optimal growth.
- Flower drop should be expected. Time properly to decrease messiness.
- Pinching should not be necessary except to shape.
- Requires good drainage and air circulation.
- In growing group BB (see page 145).

Notes: Treat with preventative broad-spectrum fungicidal drench one week after transplant. Scout crops regularly for disease development. Good air circulation, control of humidity, and sanitation practices are critical.

AWARD WINNERS – SUREFIRE® *Begonia*

109 Awards including: Leader of the Pack, NC State; Best of the Best, University of Georgia; People's Pick, Oregon State; Top Performer In-Ground & Containers, Kansas State University



SUREFIRE® Red
Begonia x benariensis

SUREFIRE® White
Begonia x benariensis

Collection
Top Seller

SUREFIRE® Rose
Begonia x benariensis

SUREFIRE®
CHERRY CORDIAL™
Begonia x hybrida

DOUBLE DELIGHT[®] *Begonia*

🌱 20-36cm (8-14") Vigor: 2

Not just another tuberous begonia! Growers will appreciate the increased vigor, better branched habit and higher flower count of Double Delight begonias. Trials have also shown greater tolerance of *Xanthomonas* than other similar series. These elegant cascading begonias bear large, abundant blossoms that exude a sweet citrus-like fragrance. Increased sun tolerance makes them versatile for use in containers, hanging baskets, window boxes and monoculture containers. They perform well in full sun in the Northeast; southern growers will need to provide some afternoon shade.

AWARD WINNERS – DOUBLE DELIGHT[®] *Begonia*

11 awards including: Top Performer, Michigan State University; Top 10, University of Minnesota; Top Performer, University of Georgia

Growing Tips for DOUBLE DELIGHT[®] *Begonia*

- Prefers medium light conditions
- Warm, slightly dry conditions will speed rooting in
- Feed with 100-150 ppm N
- Tuberous begonias require long days for best growth and flowering. Grow under 14hr days if planted before April 1 and at least 12hr days for later plantings.
- Flower drop should be expected. Time properly to decrease messiness.
- In growing group BB (see page 145).

Notes: Treat with a preventative broad spectrum fungicidal drench at 1-2 weeks after transplant. To control stretch or hold a crop, 150 to 200 ppm Cycocel[®] may be used for growth regulation. Do not pinch.



DOUBLE DELIGHT[®] Primrose
Begonia 'KERBESPIQUP' USPP22638 CanPBRAF



DOUBLE DELIGHT[®] Blush Rose
Begonia 'KERBESPIROS' USPP29297 CanPBRAF

DOUBLE UP™ *Begonia semperflorens*

LANDSCAPE    20-46cm (8-18") Vigor: 2

Begonias are perhaps more popular with consumers than ever before, and these double-flowered bedding types are sure to be a big hit! Produced vegetatively to ensure excellent vigor, uniformity and durability, Double Up™ wax begonias are an outstanding 4" crop; they bloom early and are easy to hold at retail. Since they are daylength neutral, they can be produced any time of year. The flowers are self-cleaning, avoiding botrytis issues, and they bloom prolifically in sun and shade.

AWARD WINNERS – DOUBLE UP™ *Begonia*

80 awards including: Top Performer, Montreal Botanic Garden; Top Performer, Les Exceptionelles; Perfect Score All Season, Iowa State

Growing Tips for DOUBLE UP™ *Begonia*

- Prefers medium light conditions
- Warm, slightly dry conditions will speed rooting in
- Feed with 100-150 ppm N
- Flower drop should be expected.
Time properly to decrease messiness.
- In growing group BB (see page 145).

Notes:

Treat with a preventative broad spectrum fungicidal drench at 1-2 weeks after transplant. To control stretch or hold a crop, 150 to 200 ppm Cycocel® may be used for growth regulation. Do not pinch.



DOUBLE UP™ White
Begonia semperflorens

DOUBLE UP™ Pink
Begonia semperflorens

DOUBLE UP™ Red
Begonia semperflorens LEGDDBLRED* USPP32686 CanPBRAF

CAMPFIRE® Flame

Bidens

LANDSCAPE   20-36cm (8-14") Vigor: 2

Growers will find this bidens easier to produce due to its increased resistance to powdery mildew, densely mounded, compact habit, and low to no seed set. Fiery orange flowers with a subtle yellow eye are produced on shorter, tighter plants that won't split open. It's the perfect short, tight size for edging landscape borders and smaller monoculture containers.

Growing Tips for *Bidens*

- Requires high light in production.
- 150-200 ppm fertilizer for optimal growth.
- Good air circulation, control of humidity and good sanitation practices are critical.
- In growing group AB (see page 145).

Notes: For all sizes of containers, pinch the liner 1-2 weeks after transplant; for containers larger than 6" and for hanging baskets, trim around the edge of the container as needed prior to spacing or hanging of the baskets. B-9 (2500 ppm) and Sumagic® (5 ppm) should be effective on Goldilocks Rocks and Campfire Flame.

AWARD WINNER – CAMPFIRE® Flame *Bidens*

18 Awards including: Perfect Score All Season, University of Minnesota; Top Performer, Michigan State University; Best of the Best-Bidens, Colorado State University

GOLDILOCKS ROCKS®

Bidens ferulifolia

LANDSCAPE   30-36cm (12-14") Vigor: 3

Growers will find this bidens is versatile in recipes as its compact size and restrained vigor helps it mix easily with other medium vigor varieties in hanging baskets and upright containers. The large, sunfast, true yellow flowers of this drought tolerant plant continue to bloom easily through the heat.

AWARD WINNER – GOLDILOCKS ROCKS® *Bidens*

12 Awards including: Top Performer-Best Bidens, Penn State; Best of Breed, JC Raulston Arboretum; Top Performer, Michigan State University



CAMPFIRE® Flame *Bidens* TMINBIDCAMEMTM USPP32647 CanPBRAF



GOLDILOCKS ROCKS® *Bidens ferulifolia* TMBID16101TM USPP32646 CanPBRAF

ENDLESS™ *Browallia*



30-41cm (12-16") Vigor: 2

Expanding the list of options for shade, Endless™ *Browallia* is a simple yet elegant, heat loving plant that requires little more than moisture to thrive in partial to full shade. Brilliant violet purple or white blooms dot the emerald green foliage all season without deadheading. Striking in monoculture containers and Grande™ containers, Endless is equally stunning mixed with other medium vigor varieties in shade loving hanging baskets.

AWARD WINNERS – ENDLESS™ *Browallia*

27 Awards including: Top Performer, Penn State; Best Varieties, Colorado State University; Top Performer, Ohio State University Extension; Excellent Cool Season, Disney

Growing Tips for ENDLESS™

- *Browallia* is a semi-tropical plant and prefers warmer production temps similar to Angelface® *Angelonia*. Avoid ordering too early if you do not have the ability to grow warm.
- Provide shade to bright filtered light in production.
- 75-100ppm fertilizer for optimum growth.
- *Browallia* requires a higher pH than Superbells®. If the pH is too low, yellowing foliage is the first sign. Monitor pH levels regularly.
- Good water management practices are critical to healthy plant growth.
- Good air circulation, control of humidity, and good sanitation practices are critical.
- In growing group CC (see page 145).

Notes: Pinch at 1-2 weeks after transplant. Treat with a preventative broad spectrum fungicidal drench at 1-2 weeks after transplant. Good sanitation practices include keeping greenhouses clean at all times, eliminating weeds and debris, disinfecting equipment and greenhouses as often as possible, and keeping hose ends off the floor.



Top 50

ENDLESS™ *Illumination*
Browallia 'UNHBR12' USPP18925



ENDLESS™ *Flirtation*
Browallia 'UNHBR18' USPP19822

HEART TO HEART® *Caladium*



Vigor: 2

As bold foliage plants continue to trend strongly, now is the time to expand your offerings of versatile tropicals like our Heart to Heart® caladiums. With varieties that can withstand every setting – from full sun to full shade in blazing heat – these bold foliage thrillers bring a tropical vibe to upright container recipes, hanging baskets and in-ground plantings. Growers will appreciate that all caladium bulbs we offer come de-eyed and painted, making it easy to grow predictably strong crops every time.

Sobkowich only

HEART TO HEART® 'Snow Flurry' *Caladium hortulanum* USPP31569

Sharply contrasting deep green and snow white tones and a taller, upright form set this eye-catching fancy leaf caladium apart. Growers will appreciate its tendency to sprout and finish quickly in production. Makes a statement in premium recipes and stands out on retail benches. New this year.

AWARD WINNERS – HEART TO HEART® *Caladium*

45 Awards including: Perfect Score All Season, Disney; Perfect Score All Season, Ohio State University; Best of Genus, Penn State

Growing Tips for HEART TO HEART® *Caladium*

- For ease of planting, the top of the bulb has been identified with white paint. Plant this side up!
- For sprouting tubers, the soil temperature must be kept at 70-78°F and grown with high 85-90% humidity
- Tubers typically sprout within 14-21 days except Snow Drift (7 days) and Flatter Me (28 days)
- Growing and finishing temperatures must be above 70°F. Avoid chilling temps of 60°F and below.
- Apply liquid feed at 75-100ppm N or use a 90-day controlled release fertilizer
- Prefers moderate light levels
- In growing group DD (see page 145).

Notes: Best grown in large Royale™ containers. Crops forced in January-February may take 8-10 weeks to finish, while May plantings can be as quick as 4-6 weeks. Treat with a broad spectrum fungicidal drench at transplant. Apply 2500ppm B-Nine® and 15ppm Bonzi® weekly; sprinch beginning 3-4 weeks before shipping.



NEW

HEART TO HEART® 'Snow Flurry'
Caladium hortulanum



CALADIUM RECIPE OF THE YEAR

CALADIUM OF THE YEAR

Heartfelt Wonder –
HEART TO HEART® 'Scarlet Flame'
Caladium hortulanum
HEART TO HEART® 'White Wonder'
Caladium hortulanum

HEART TO HEART® 'Scarlet Flame'
Caladium hortulanum

HEART TO HEART® *Caladium*



30-51cm (12-20")



Vigor: 2 *Sobkovich only*


Sun or Shade Caladiums



HEART TO HEART®
'Blushing Bride'
Caladium hortulanum USPP22213



HEART TO HEART®
'Bold 'N Beautiful'
Caladium hortulanum USPP30696



HEART TO HEART®
'Bottle Rocket'
Caladium hortulanum USPP30651



HEART TO HEART®
'Chinook'
Caladium hortulanum USPP27094



HEART TO HEART® FAST
FLASH™ *Caladium*
hortulanum 'REF 2317-114' USPP27964



HEART TO HEART®
'Flatter Me'
Caladium hortulanum USPP27946



HEART TO HEART®
'Heart and Soul'
Caladium hortulanum USPP31567



HEART TO HEART®
'Heart's Delight'
Caladium hortulanum USPP23992




HEART TO HEART®
'Hot Flash'
Caladium hortulanum USPP27944



HEART TO HEART®
'Hot 2 Trot'
Caladium hortulanum USPPAF



HEART TO HEART®
'Mesmerized'
Caladium hortulanum USPP29545



HEART TO HEART® 'Radiance'
Caladium hortulanum USPP27095



HEART TO HEART®
'Rose Glow'
Caladium hortulanum USPP20070



HEART TO HEART®
'Scarlet Flame'
Caladium hortulanum USPP25419

Top Seller

CALADIUM
OF THE YEAR

Top Seller

Sun or Shade Caladiums



Top Seller

HEART TO HEART®
'Tickle Me Pink'
Caladium hortulanum USPP31061



HEART TO HEART®
'White Star'
Caladium hortulanum USPP21148



Top Seller

HEART TO HEART®
'White Wonder'
Caladium hortulanum USPP21044



HEART TO HEART®
'Xplosion'
Caladium hortulanum USPP31570



HEART TO HEART®
'Burning Heart'
Caladium hortulanum USPP27071

Shade Caladiums




HEART TO HEART®
'Caribbean Coral'
Caladium hortulanum USPP29546



HEART TO HEART®
'Clowning Around'
Caladium hortulanum USPP32252



HEART TO HEART®
'Dawn to Dusk'
Caladium hortulanum USPP23991




Top Seller

HEART TO HEART®
'Lemon Blush'
Caladium hortulanum USPP25450



HEART TO HEART®
'Raspberry Moon'
Caladium hortulanum USPP20069



HEART TO HEART®
'Snow Drift'
Caladium hortulanum USPP27072



NEW

HEART TO HEART®
'Snow Flurry'
Caladium hortulanum USPP31569



HEART TO HEART®
'Splash of Wine'
Caladium hortulanum USPP31599



HEART TO HEART®
VA VA VIOLET™ *Caladium hortulanum* 'PSY LAV 2322-5668' USPP28000

LADY GODIVA® *Calendula*



25-41cm (10-16") Vigor: 2



Broaden your spring and fall lineup of cold tolerant annuals with Lady Godiva Calendula. Our double-flowered cultivars have greatly reduced seed set as well as increased heat and drought tolerance, so the flowers keep right on coming all season. Good disease resistance makes them easier to produce, too. Try combining them with other medium vigor varieties in upright containers and landscapes.

AWARD WINNERS – LADY GODIVA®

36 Awards including: Top Performer, University of Guelph; Leader of the Pack, NC State; Top Performer, Cornell University; Outstanding Rating, Colorado State University

Growing Tips for LADY GODIVA®

- High light in production is essential.
- Good water management practices are critical. Avoid overhead watering late in the day and grow slightly dry.
- 150-200 ppm fertilizer for optimal growth.
- Using fertilizer high in ammonia can cause excessive vegetative growth and lack of flowers.
- In growing group AB. (see page 145).

Notes: Pinch at 1-2 weeks after transplant if needed. A routine fungicidal spray program is encouraged. Growth can be controlled using lower temperatures.



LADY GODIVA® Yellow
Calendula [®]kercaidijell[®] USPP30869 Can6300



LADY GODIVA® Orange
Calendula [®]kercaidivimp[®] USPP32626 CanPBRAF

LADYBIRD® *Calylophus*

🌱 10-20cm (4-8") 🦋🚫 Vigor: 1

Ideal for growers in southern regions, these heat and drought tolerant plants are derived from a Texas native species and thrive in dry, sunny conditions where nights are relatively cool. Even in 100-degree weather, established plants only need water every few days. Use them for commercial or residential applications like you would *Evolvulus*.

LADYBIRD® Lemonade *Calylophus* ^{WNCYLALEM} USPP33980 CanPBRAF
Lemon yellow blossoms senesce to peach for an attractive two-toned look all over the low mounded foliage.

LADYBIRD® Sunglow *Calylophus* ^{WNCYLASUN} USPP34148 CanPBRAF
Produces brilliant yellow blossoms similar to its relative *Oenothera* with the benefit of not closing up at night.

Growing Tips for LADYBIRD®

- This is a high light, high heat loving plant. Know your growing environment and place your orders accordingly.
- Requires excellent drainage to grow well; grow plants dry to moderately dry and avoid overwatering to prevent Botrytis.
- 150-200ppm fertilizer
- Easy to get into flower for Mothers' Day
- In growing group BA (see page 145).

Notes: For hanging baskets and pots larger than 6" make a soft pinch at planting and trim around pot just prior to hanging. A second or third pinch will effectively increase branching and flowering and eliminate the need for PGRs. Cool growing conditions will slow the growth of the crop. Scout regularly for aphids which can be problematic.

AWARD WINNERS – LADYBIRD®

24 Awards including: Top Performer, University of Guelph; Top Performer, University of Laval; Top Performer, Les Exceptionelles; Best in Show, University of Tennessee; Best of Species, Penn State

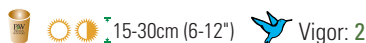


LADYBIRD® Lemonade
Calylophus ^{WNCYLALEM} USPP33980 CanPBRAF



LADYBIRD® Sunglow
Calylophus ^{WNCYLASUN} USPP34148 CanPBRAF

SUPERBELLS® *Calibrachoa*



Often imitated. Never equaled.

With so many Calibrachos on the market, how do you choose the best? At Proven Winners, we trial and select for varieties that perform all summer and deep into the fall months, long past when they leave the grower's bench. We want both growers and gardeners to be successful so they keep coming back for more.

Superbells are available in a broad array of superb colors and patterns with larger blooms that keep on coming all season due in part to greater thielaviopsis resistance. Some are compact and mounding while others cascade over the edges of hanging baskets and upright containers, creating an endless array of combination opportunities.

SUPERBELLS® Double Yellow

Calibrachoa *** USPPAF CanPBRAF US Utility 7786342

An essential new addition to our popular Superbells Double line; coordinates easily with other bright colors in container recipes. Fully double, sunshine yellow flowers bloom early on robust, well-branched plants. Presents beautifully in Grande™ containers for retail. New this year.

SUPERBELLS® PRISM™ Pink Lemonade

Calibrachoa *** USPPAF CanPBRAF

You've asked and we're delivering – a color-changing calibrachoa that lives up to Superbells standards. This dynamic bicolor shifts its coloration as it reacts to varying light levels and daylength. Large blossoms open lemon yellow and transition to vibrant pink with both colors continually present at once on a full, mounded habit. Makes a fantastic monoculture container and mixes easily with other medium vigor plants. New this year.

SUPERBELLS® Yellow Improved *Calibrachoa* *** USPPAF CanPBRAF

The best single-flowered yellow calibrachoa we've trialed. Easy rooting, excellent disease resistance, an early bloom time, and large flowers held on the outside of the well-branched canopy make this a picture-perfect selection. Like all Superbells, it blooms continuously all season without deadheading. Improved this year.

AWARD WINNERS – SUPERBELLS® *Calibrachoa*

870 Awards including: Excellent Rating, Disney; Superior Rating, Penn State; Best of the Best, University of Georgia; Best Calibrachoa, Colorado State; Leader of the Pack, North Carolina State; Consumer Favorites, Cornell-Long Island; Top Performer, The Oregon Gardener; Top Performer, University of Guelph; Top Performer, University of Laval; Top Performer, Les Exceptionelles

Growing Tips for SUPERBELLS®

- Treat with preventive broad spectrum fungicidal drench one week after transplant.
- It is strongly suggested that growers use caution when using Medallion® or any other fungicide with the active ingredient fludioxonil due to potential leaf spotting on calibrachos.
- Requires high light in production.
- 150-200 ppm fertilizer for optimal growth.
- Keep pH between 5.5 and 5.8.
- Yellow tips are often an indicator of high pH.
- Blue has a tendency to stretch under low light conditions.
- Use PGRs with caution on all Calibrachoa.
- Cold is a good natural growth regulator.
- More vigorous varieties like Lemon Slice and Pomegranate Punch may need additional early pinch or PGR treatment in low light environments.
- In growing group AA (see page 145).

Notes: For all sizes of containers, pinch the liner 1–2 weeks after transplant; for containers larger than 6" and for hanging baskets, trim around the edge of the container as needed prior to spacing or hanging of the baskets. 5-10 ppm Sumagic® or a B-Nine®/Cycocel (2500/750) tank mix is effective. Use 500 ppm Florel® or 1-3 ppm Bonzi® drench on baskets and larger containers to promote branching. Calibrachoa are sensitive to pythium, phytophthora, and thielaviopsis, but Superbells have higher levels of tolerance to these diseases. Proper pH and good sanitation practices help alleviate problems. Increased air circulation, proper water management, and good soil porosity are also critical. Scout regularly for aphids and thrips, especially in baskets.

Reduce pH in Hanging Baskets

Generally in cold, cloudy weather you want a Cal-Mag blend of fertilizer with high nitrate nitrogen, as this grows a better plant in winter conditions. Use a high ammonium nitrogen fertilizer to slowly lower media pH, but there is a catch. Under winter's low light and temperature conditions, high ammonium fertilizers can cause ammonium toxicity and cause the crop to grow too fast (meaning more PGRs will be required). Quick changes in pH usually cause additional problems. Other ways to reduce pH are to add more acid to your fertilizer injector and increase the overall acidity, but use care as you can also cause precipitation of some of the fertilizer elements if not handled properly.



SUPERBELLS® DREAMSICLE® *Calibrachoa*, SUPERBELLS® YELLOW CHIFFON™ *Calibrachoa*, COLORBLAZE® SEDONA SUNSET® *Coleus* and CHARMED® *Wine Oxalis*



NEW

SUPERBELLS® Double Yellow *Calibrachoa* *** USPPAF CanPBRAF US Utility 7786342



IMPROVED

SUPERBELLS® Yellow Improved *Calibrachoa* *** USPPAF CanPBRAF





NEW

SUPERBELLS® PRISM™ Pink Lemonade *Calibrachoa* *** USPPAF CanPBRAF

NEW

IMPROVED

SUPERBELLS® *Calibrachoa*

   15-30cm (6-12")  Vigor: 2

Superbells® Classic



SUPERBELLS® Blue
Calibrachoa ^{USCAL151} USPP14874 Can1931



SUPERBELLS® Cherry Red
Calibrachoa ^{USCAL23101} USPP27010 Can5318



SUPERBELLS® Coralina
Calibrachoa ^{INCALMIABE} USPP28036 Can5556



SUPERBELLS® Coral Sun
Calibrachoa ^{BBCAL98001} USPP32648 CanPBRAF



SUPERBELLS® DREAMSICLE®
Calibrachoa ^{INCALDRSIM} USPP32917 CanPBRAF

Top 50



SUPERBELLS® HOLY COW!™
Calibrachoa ^{BBCAL85303} USPP30840 Can6290
US Utility US9313959




SUPERBELLS® HOLY MOLY!®
Calibrachoa ^{USCALCHSTM} USPP28243 Can6140
US Utility US9313959



SUPERBELLS® HOLY SMOKES!®
Calibrachoa ^{BBCAL85805} USPP30838 Can6291
US Utility US9313959



SUPERBELLS® HONEYBERRY™
Calibrachoa ^{BBCAL91303} USPP32690 CanPBRAF



SUPERBELLS® LEMON SLICE®
Calibrachoa ^{USCAL5302M} USPP24353 Can4917

Top 50



SUPERBELLS® Miss Lilac
Calibrachoa ^{USCAL8750Z} USPP23230 Can4593



SUPERBELLS® OVER EASY™
Calibrachoa ^{KLECA16314} USPP29741



SUPERBELLS® Pink
Calibrachoa ^{USCAL111} USPP14968 Can1927



SUPERBELLS® Plum
Calibrachoa ^{BBCAL76001} USPP29872 Can6054



SUPERBELLS® Red
Calibrachoa ^{INCALIMRED} USPP29075 Can5772

Top 50



SUPERBELLS® Tropical Sunrise
Calibrachoa ^{INCALTRSUN} USPP29029 CanPBRAF

Top 50



SUPERBELLS® White
Calibrachoa ^{Balcal14141} USPP30200

Top 50



SUPERBELLS® Yellow Improved
Calibrachoa ^{****} USPPAF CanPBRAF

IMPROVED

Top 50



SUPERBELLS® YELLOW CHIFFON™
Calibrachoa ^{USCAL4021} USPP19480 Can3631

Superbells® Punch



Top 50

SUPERBELLS® BLACKCURRANT PUNCH™
Calibrachoa ^{BB}CAL81801^{US} ^{US}PP30839 ^{Can}6288



SUPERBELLS® BLUE MOON PUNCH™
Calibrachoa



Top 50

SUPERBELLS® GRAPE PUNCH™
Calibrachoa ^{JG}CAL09404^{US} ^{US}PP29760 ^{Can}5784



Top 50

SUPERBELLS® POMEGRANATE PUNCH™
Calibrachoa ^{US}CAL08501^{US} ^{US}PP24503 ^{Can}4915



SUPERBELLS® STRAWBERRY PUNCH™
Calibrachoa ^{US}CAL58205^{US} ^{US}PP22941 ^{Can}4590



SUPERBELLS® TANGERINE PUNCH™
Calibrachoa ^{BB}CAL82201^{US} ^{US}PP30785 ^{Can}6289



SUPERBELLS® WATERMELON PUNCH™
Calibrachoa ^{BB}CAL82402^{US} ^{US}PP32651 ^{Can}PBRAAF

Superbells® Prism™ Superbells® Star



NEW

SUPERBELLS® PRISM™ Pink Lemonade
Calibrachoa ^{***} ^{US}PPAF ^{Can}PBRAAF



SUPERBELLS® CARDINAL STAR™
Calibrachoa ^{US}CAL69404^{US} ^{US}PP29667 ^{Can}6055
^{US} Utility ^{US}9313959



SUPERBELLS® Cherry Star
Calibrachoa ^{US}CAL91001^{US} ^{US}PP23232 ^{Can}4594
^{US} Utility ^{US}9313959



SUPERBELLS® EVENING STAR™
Calibrachoa ^{BB}CAL87705^{US} ^{US}PP30837 ^{Can}PBRAAF
^{US} Utility ^{US}9313959



SUPERBELLS® RISING STAR™
Calibrachoa ^KLECA16006^{US} ^{US}PP29433 ^{Can}6303
^{US} Utility ^{US}9313959

Superbells® Double



SUPERBELLS® Double Amber
Calibrachoa ^KLECA20428^{Can} ^{Can}PBRAAF
^{US} Utility ^{US}7786342



SUPERBELLS® Double Blue
Calibrachoa ^{IN}CALD08LL^{US} ^{US}PP32649 ^{Can}PBRAAF
^{US} Utility ^{US}7786342



SUPERBELLS® Double Chiffon
Calibrachoa ^{US}CAL51505^{US} ^{US}PP30803 ^{Can}6292
^{US} Utility ^{US}7786342



SUPERBELLS® Double Orange
Calibrachoa ^KLECA20459^{Can} ^{Can}PBRAAF
^{US} Utility ^{US}7786342



SUPERBELLS® Double Ruby
Calibrachoa ^{US}CAL83901^{Can} ^{Can}4591 ^{US} Utility ^{US}7786342



NEW

SUPERBELLS® Double Yellow
Calibrachoa ^{***} ^{US}PPAF ^{Can}PBRAAF ^{US} Utility ^{US}7786342



SUPERBELLS® Double TWILIGHT™
Calibrachoa ^{***} ^{US}PPAF ^{US} Utility ^{US}7786342



SUPERBELLS® Doublette LOVE SWEPT™
Calibrachoa ^{US}CAL81302^{US} ^{US}PP30804 ^{Can}6293 ^{US} Utility ^{US}7786342

Superbells Photoperiod Response

An independent trial conducted in a controlled environment revealed the following timing for Superbells *Calibrachoa*. It is applicable for growers worldwide.

Less than 12 hours (Day Neutral Response)
Superbells® Evening Star™
Superbells® Coral Sun
Superbells® Yellow Improved
Flowers best over 12 hours (Facultative Long-day Response)
Superbells® White
Superbells® Holy Smokes!®
Superbells® Honeyberry™
Superbells® Double Ruby
Superbells® Rising Star™
Superbells® Cardinal Star™
Superbells® Coralina
Superbells® Doublette Love Swept™
Superbells® Holy Cow!®
Superbells® Holy Moly!®
Superbells® Double Twilight™
Superbells® Double Amber
Superbells® Blue Moon Punch™
Superbells® Pomegranate Punch™
Superbells® Blackcurrant Punch™
Superbells® Tropical Sunrise
Superbells® Red
Superbells® Tangerine Punch™
Superbells® Dreamsicle®
Superbells® Grape Punch™
Superbells® Double Orange
Superbells® Double Blue
Superbells® Prism™ Pink Lemonade
Superbells® Lemon Slice®
Superbells® Cherry Star
Superbells® Cherry Red
Superbells® Plum
Needs more than 13 hours (Obligate Long-day Response)
Superbells® Double Yellow
Superbells® Double Chiffon
Superbells® Pink
Superbells® Blue
Superbells® Over Easy™
Superbells® Yellow Chiffon™
Superbells® Miss Lilac
Superbells® Strawberry Punch™
Superbells® Watermelon Punch™

Contact your propagator to discuss options using “programmed liners” to shorten flowering times.

Ever wonder what the top-selling Superbells are?

Here’s the entire list in order by Canadian propagator liner sales.

- Superbells® Grape Punch™
- Superbells® Lemon Slice®
- Superbells® Yellow
- Superbells® Pomegranate Punch™
- Superbells® Dreamsicle®
- Superbells® White
- Superbells® Tropical Sunrise
- Superbells® Red
- Superbells® Blackcurrant Punch™
- Superbells® Coral Sun
- Superbells® Evening Star™
- Superbells® Doublette Love Swept™
- Superbells® Yellow Chiffon™
- Superbells® Tangerine Punch™
- Superbells® Blue Moon Punch™
- Superbells® Double Ruby
- Superbells® Pink
- Superbells® Holy Smokes!®
- Superbells® Holy Moly!®
- Superbells® Watermelon Punch™
- Superbells® Cherry Red
- Superbells® Holy Cow!™
- Superbells® Blue
- Superbells® Double Twilight™
- Superbells® Over Easy™
- Superbells® Double Orange
- Superbells® Plum
- Superbells® Honeyberry™
- Superbells® Coralina
- Superbells® Strawberry Punch™
- Superbells® Double Chiffon
- Superbells® Double Amber
- Superbells® Cherry Star
- Superbells® Double Blue
- Superbells® Double Orchid
- Superbells® Rising Star™
- Superbells® Cardinal Star™
- Superbells® Miss Lilac

TOUCAN® *Canna x generalis*



76-122cm (30-48")



Vigor: 4

These cannas are fast, vigorous, highly disease resistant and as easy to grow as petunias in greenhouse production. Recommend them as bold-foliage, flowering thrillers for large containers or for mass plantings in landscapes. Sell early in 4.25 Grande™ containers and in 1.0 Royale™ or larger containers through summer.

Growing Tips for TOUCAN®

- Warmth and moisture are essential to growing high quality Cannas. Temperatures should not drop below 60-65° F; chilling injury may delay the crop.
- Do not use irrigation frequency to control plant size. Crop can be run slightly dry but drying to wilt stage will cause leaf burn and drop. Good water management practices are critical to healthy growth.
- To maximize growth, use a fertilizer with a complete micronutrient mix; these Cannas grow fast and use a lot of food. 200-300ppm is the optimum rate.
- Watch for spider mites, especially if plants are not actively growing.
- Plants will normally flower in 7-10 weeks at optimal temperatures.
- In growing group DE (see page 145).

Notes: While the Toucan® series can be grown in 4.5" and quart containers, we recommend the 1.0 Royale™ or 1 gallon size container as optimum for ease in production and sales. A drench of 1-4 ppm paclobutrazol can be used to help hold a crop or if control of growth is desired. Check manufacturers' labels for approved rates and usage recommendations.

AWARD WINNERS – TOUCAN® *Canna*

236 Awards including: Top Performer, Longwood Gardens; Excellent Rating, University Laval; Excellent Warm Season, Disney; Top Performer, University of Guelph; Perfect Score All Season, Ohio State



TOUCAN® Scarlet
Canna x generalis



TOUCAN® Yellow
Canna x generalis



TOUCAN® Coral
Canna x generalis

SEÑORITA *Cleome*

LANDSCAPE    Vigor: 4

Growers and gardeners have grown to love the Proven Winners line of thornless, seedless, odorless, non-sticky cleomes. They exhibit excellent heat, humidity and drought tolerance, bloom spring through fall and have minimal oedema issues. Grow in Royale™ containers for best display.

AWARD WINNER – SEÑORITA *Cleome*

245 Awards including: Outstanding Rating, Disney Trials; Top Performer, Colorado State University; Top Performer, Michigan State University; Top Performer, Texas A&M; Top Performer, Oregon State University; Leader of the Pack, North Carolina State University

Growing Tips for *Cleome*

- 200-300 ppm fertilizer for optimal growth.
- Take care not to overwater.
- Pinch once, two weeks after liner planting. A second pinch may be necessary for large containers.
- PGRs should not be necessary.
- These varieties should NOT have oedema problems.
- In growing group BB (see page 145).

Notes: Treat with preventative broad spectrum fungicidal drench one week after transplant. Scout crops regularly (at least once a week) for disease development. Good air circulation, control of humidity, and good sanitation practices are critical. Good water management practices are critical to healthy plant growth.



SEÑORITA ROSALITA®
Cleome ^{INCLESOS} USPP19733 Can3290
61-122cm (24-48")



SEÑORITA BLANCA®
Cleome ^{INCLESBIMP} USPP27011 Can5504
61-122cm (24-48")

FLAMBÉ® Yellow

Chrysocephalum apiculatum

LANDSCAPE   20-36cm (8-14") Vigor: 2

The unique blooms of this plant are truly enchanting, with small sprays of tiny spherical flower heads that appear in clusters in the spring and summer. An exceptionally adaptable plant, this sun lover has a spreading habit and is drought tolerant and easy to grow.

Growing Tips for FLAMBÉ®

- Requires high light in production.
- 150-200 ppm fertilizer for optimal growth.
- Pinch once, two weeks after liner planting. May be cut back if desired.
- B-9 at 2500 ppm can help to control stretch under low light.
- In growing group BC (see page 145).

Notes: Watch for aphids, leaf miners, and white flies. Can be susceptible to crown and stem rots if grown in cool, damp conditions. Maintain good air movement.

AWARD WINNER – FLAMBÉ® *Chrysocephalum*

30 Awards including: Excellent Rating, Massachusetts Horticultural Society; Excellent Rating, Boerner Botanical Garden, Milwaukee, Wisconsin; Best of Breed, North Carolina State

COLORBLAZE® *Plectranthus* (Coleus)

LANDSCAPE    

With vibrant color and season-long performance, the ColorBlaze collection of coleus is a must-have for your spring lineup. These foliage plants are bold, versatile, easy to grow, and extremely popular with gardeners. All are late-flowering varieties that hold their form throughout the season. They are tolerant of varying light conditions and are among the fastest-selling plants in any program.

Note: *Plectranthus* was formerly known as *Solenostemon*.

COLORBLAZE® MINI ME™ Watermelon *Plectranthus* (Coleus)

A small but mighty, novel form for ColorBlaze that brings new opportunities for smaller container recipes. Feathery textured, lance-shaped, watermelon red leaves edged in chartreuse form a compact, highly branched plant with no pinch or PGRs needed. Displays excellent vigor despite its dwarf size. New this year.

Growing Tips for COLORBLAZE®

- Establish in a warm environment. Plants subject to chilling may be stunted.
- 150-200 ppm fertilizer for optimal growth.
- One to two pinches can be used to increase branching and for shaping. For small container sizes, this may not be necessary; larger containers will probably require pinching. Florel® can increase branching and reduce flowering. Cycocel/B-9 tank mix or Sumagic® spray at 3-5 ppm will help control growth if needed.
- In growing group BC (see page 145).

AWARD WINNER – COLORBLAZE® *Plectranthus*


844 Awards including: Top Performer, Ohio State; Leader of the Pack, North Carolina State; Top Performer, Kansas State; Top Performer, Oregon State University; Top Performer Sun and Shade, Texas A&M



FLAMBÉ® Yellow
Chrysocephalum apiculatum ^{Flochryel} USPP19175 Can3280



COLORBLAZE® MINI ME™ Watermelon
Plectranthus (Coleus)

 30-51cm (12-20") Vigor: 2

COLORBLAZE® *Plectranthus* (Coleus)



**Collection
Top Seller**

COLORBLAZE®
WICKED WITCH™
Plectranthus (Coleus)
61-102cm (24-40")
Vigor: 4

**Collection
Top Seller**

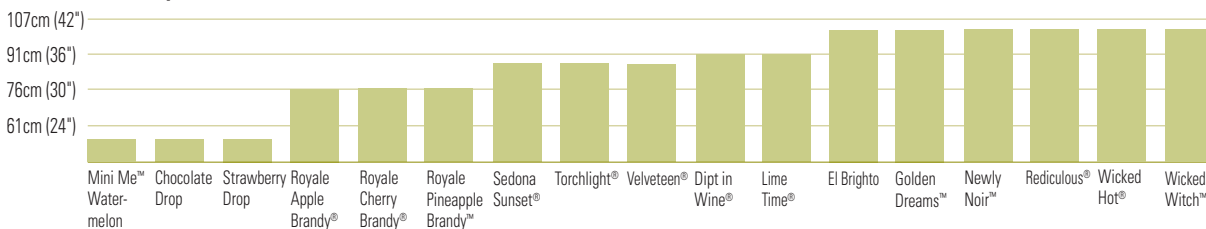
COLORBLAZE® El Brighto
Plectranthus (Coleus)
61-102cm (24-40") Vigor: 4

COLORBLAZE® NEWLY NOIR™
Plectranthus ^{G1815Z USPP34111 Can/PBRAf} (Coleus)
61-102cm (24-40") Vigor: 4

COLORBLAZE® GOLDEN DREAMS™
Plectranthus (Coleus)
61-102cm (24-40") Vigor: 4

COLORBLAZE® WICKED HOT®
Plectranthus (Coleus)
61-102cm (24-40") Vigor: 4

COLORBLAZE Comparison Chart





COLORBLAZE® LIME TIME®
Plectranthus ^{UF12-30-6} USPP27140 (Coleus)
51-91cm (20-36") Vigor: 3

Collection
Top Seller



Collection
Top Seller

COLORBLAZE® REDICULOUS®
Plectranthus (Coleus)
61-102cm (24-40") Vigor: 4

COLORBLAZE® TORCHLIGHT®
Plectranthus (Coleus)
61-86cm (24-34") Vigor: 4



COLORBLAZE® Dipt in Wine
Plectranthus (Coleus)
51-91cm (20-36") Vigor: 4



COLORBLAZE® VELVETEEN®
Plectranthus (Coleus)
61-86cm (24-34") Vigor: 3



Collection
Top Seller

COLORBLAZE® SEDONA SUNSET®
Plectranthus ^{UF16-1-20} USPP30586 (Coleus)
61-86cm (24-34") Vigor: 4

COLORBLAZE® Royale *Plectranthus* (Coleus)



For a tidier look in combinations and smaller containers, choose the more compact, tightly branched ColorBlaze Royale varieties.



Collection
Top Seller

COLORBLAZE® Royale
APPLE BRANDY®
Plectranthus (Coleus)

51-76cm (20-30") Vigor: 3

COLORBLAZE® Royale
CHERRY BRANDY®
Plectranthus (Coleus)

51-76cm (20-30") Vigor: 3

COLORBLAZE® Royale
PINEAPPLE BRANDY™
Plectranthus (Coleus)

51-76cm (20-30") Vigor: 3

COLORBLAZE® Drop *Plectranthus* (Coleus)



Exclusive to Proven Winners, these trailing varieties form a wide spreading mound of small, scalloped leaves. They are an excellent component for container recipes when paired with other vigorous plants; also makes a colorful small-scale groundcover.



COLORBLAZE® Chocolate Drop
Plectranthus (Coleus) *KakegawaCEZ' USPP15371 Can2085

36-46cm (14-18") Vigor: 4

COLORBLAZE® Strawberry Drop
Plectranthus (Coleus) *KakegawaCEZ' USPP15827 Can2087

36-46cm (14-18") Vigor: 4

'Coffee Cups' and HEART OF THE JUNGLE® *Colocasia esculenta*

LANDSCAPE   91-152cm (36-60") Vigor: 3

As tropicals continue to trend upward, there's never been a better time to expand your offering of tropical container plants. Our *Colocasias* make dynamic thrillers in large container recipes, similar to how Heart to Heart™ *Caladiums* bring a tropical vibe to small and medium sized container combinations. They are equally spectacular in the landscape where they appreciate some protection from high winds.

'Coffee Cups' *Colocasia esculenta*

Capitalize on the tropical trend by adding this distinctive *Colocasia* with dramatically cupped, olive green foliage and mocha accents.

HEART OF THE JUNGLE® *Colocasia esculenta*

Earn instant tropical appeal by adding this huge heart-leafed, dark green, black-stemmed cultivar to combinations, landscapes and pond plantings.

AWARD WINNER – 'Coffee Cups' *Colocasia*

26 awards including: Perfect Score, Michigan State University; Top Performer, NC State; Perfect Score, University of Tennessee

Growing Tips for *Colocasia*

- Prefers medium to high light conditions
- Feed with 150-200ppm N
- Warm temperatures are needed in production and for garden performance
- Chlorotic tips can be an indicator of chill damage
- In growing group BC (see page 145).

Notes: Scout regularly for spider mites, especially if greenhouses are very cool and air circulation is limited. Consider a preventative Kontos® drench application 2 weeks after transplant or start a biological control program. Careful reduction of production temperatures is a good natural growth regulator. Sprenc or drench application of +1 ppm Sumagic® can also be used to control stretch; may need more than one application under low light or crowded conditions.

AWARD WINNER – HEART OF THE JUNGLE® *Colocasia*

30 awards including: Perfect Score, Oregon State University; Best of Species, Penn State; Top Performer, NC State



'Coffee Cups'
Colocasia esculenta

HEART OF THE JUNGLE®
Colocasia esculenta

FAIRY DUST® Pink

Cuphea ramosissima

   26-41cm (10-16") Vigor: 3

Meet your new go-to plant for heat and drought tolerant combinations. Appearing like a pink-flowered Diamond Frost®, this cuphea forms an airy cloud of delicate blooms on densely branched panicles all season. You'll only need to try this unique plant once before you'll want to grow it every year.

Growing Tips for FAIRY DUST®

- Requires high light in production.
- Avoid overwatering, especially early in the crop cycle.
- Plants can be run a little dry but not to the point of wilt, which causes leaf burn.
- 150-200 ppm fertilizer for optimal growth.
- In growing group BC. (see page 145).

Notes: Pinch at 1-2 weeks after transplant if needed.

AWARD WINNER – FAIRY DUST® Pink *Cuphea*





21 Awards including: Best in Trial, Massachusetts Horticultural Society; Best of Breed, NC State; Top Performer, Penn State; Excellent Warm Season, Disney



FAIRY DUST® Pink
Cuphea ramosissima PAS1303307 USPVP 201800290

VERMILLIONAIRE®

Cuphea

   46-71cm (18-28")  Vigor: 3

Vermillionaire is an absolute hummingbird magnet. It's extremely heat and humidity tolerant and is very low maintenance. Though it's drought tolerant, it can also tolerate higher moisture levels. Vermillionaire features a well-branched, mounding growth habit and produces deep-orange tubular flowers that cover the plant from spring through first frost. Although Vermillionaire is a cuphea, it's not prone to oedema.

Growing Tips for VERMILLIONAIRE®

- 150-200 ppm N
- Drying out plant to wilt will cause leaf burn and leaf drop. Can be run a little dry but not to wilt.
- Watch for thrips, whiteflies and aphids.
- Treat with preventative broad spectrum fungicidal drench one week after transplant.
- In growing group CC (see page 145).

Notes: B-Nine® may be used at 1500-2500ppm two weeks after pinching. Bonzi® is also effective.

AWARD WINNER – VERMILLIONAIRE® *Cuphea*

75 Awards including: Top Performer, Costa Farms; Top Performer, Biltmore; Top Performer and Consumer Top 3, Colorado State University; Top Performer, Ohio State University; Top Performer, Texas A&M



VERMILLIONAIRE®
Cuphea ^{cupver}

DIAMOND *Euphorbia*



Among the most versatile annuals in our lineup, Diamond Euphorbias offer a range of habits for every use, from hanging baskets to edging borders or competing with the most vigorous varieties in recipes. They are exceptionally heat and drought tolerant, providing a refined texture for elegant combinations in sun and shade.

DIAMOND FROST® *Euphorbia* ¹Inneuphdi^a USPP17567 Can2830

Diamond Frost is like your friend who gets along with everyone she meets – it combines easily with many kinds of plants, weaving its wiry stems in and out, poking its single, airy white flowers throughout the combination. Often imitated but never equaled!

DIAMOND MOUNTAIN® *Euphorbia* ^{****}USPPAF CanPBRAF

This super-sized Euphorbia makes magnificent hanging baskets and extra-large upright containers when combined with our most vigorous plants like Supertunia Vista® petunias. It's also spectacular in the landscape, growing similar in size to a spirea shrub.

DIAMOND SNOW® *Euphorbia* ¹INCHADIACL USPPAF CanPBRAF

Double, bright white flowers are produced on vigorous, densely branched plants. Its habit is just airy enough to allow its medium vigor companions to weave between its stems to form stunning container recipes.

Growing Tips for DIAMOND Euphorbia

- High light is required in production.
- 150-200 ppm fertilizer for optimal growth.
- Preventive fungicides are recommended 1 week after transplant.
- Warm and slightly dry conditions after transplanting speeds root-in and growth.
- Can have an adverse reaction to shipping in a box, but even plants that look bad will rebound in a short time.
- Severe dry down can cause foliage to drop; however, the plant will recover.
- Benefits from a light shearing 2-3 weeks after transplanting.
- In growing group BB (see page 145).

Notes: No pinch necessary, but plants can be pinched to shape. Winter flowering occurs in Sunbelt states. Very sensitive to Florel®.

AWARD WINNERS –

DIAMOND FROST® *Euphorbia*

178 Awards including: Rising Star, Dallas Arboretum; Best of the Best, University of Georgia; Superior Rating, Colorado State; Top Performer, Ohio State

DIAMOND MOUNTAIN® *Euphorbia*

39 Awards including: Top Performer, University of Guelph; Perfect Score, Oregon State University; Top Performer, Jardin Daniel A Seguin; Top 10, North Carolina State University

DIAMOND SNOW® *Euphorbia*

44 Awards including: Perfect Score All Season, University of Minnesota; Top Performer, Iowa State; Leader of the Pack, JC Raulston Arboretum



Top 5

Top 50

DIAMOND FROST®
Euphorbia ¹Inneuphdi^a USPP17567 Can2830

30-46cm (12-18") Vigor: 3

DIAMOND SNOW®
Euphorbia ¹INCHADIACL USPP32682 CanPBRAF

30-46cm (12-18") Vigor: 3

DIAMOND MOUNTAIN®
Euphorbia ^{****}USPPAF CanPBRAF

61-91cm (24-36") Vigor: 4

MYSTIC ILLUSION *Dahlia*

LANDSCAPE    46-91cm (18-36")  Vigor: 3

An absolute rock star in the landscape, clear lemon yellow, single blooms really pop against the dark foliage. The plants are resistant to powdery mildew, making them easier for growers to manage with fewer inputs. Mystic Illusion is suitable for 4.25" Grande™ and 1.0 Royale™ containers as well as combinations.

Growing Tips for MYSTIC ILLUSION

- Requires high light in production.
- 150-200ppm fertilizer for optimum growth.
- Plants are rarely affected by powdery mildew outdoors.
- Most Dahlias are long day plants. Provide long days or night interruption lighting to induce blooming if finishing before the first of April.
- Good water management practices are critical to healthy plant growth.
- Good air circulation, control of humidity, and good sanitation practices are critical.
- In growing group BB (see page 145).

Notes: Do a soft pinch at 1-2 weeks after transplant if needed. Plants can be pinched to shape. Shearing growth tips encourages fuller growth. Hard pinches can stall growth. Treat with a preventative broad spectrum fungicidal drench at 1-2 weeks after transplant. Scout crops regularly (at least once a week) for disease development.




AWARD WINNER – MYSTIC Illusion *Dahlia*

38 Awards including: Best New Variety, Colorado State University; Hall of Fame, Cincinnati Zoo and Botanical Garden; Top Performer, Missouri Botanic Garden



MYSTIC Illusion
Dahlia "Knockout" USPP18839

HIGH NOON® *Euryops pectinatus*

  25-36cm (10-14")  Vigor: 2

Growers in warm climates know *Euryops* as an easy to grow, heat loving plant. Much like we've done with *Evolvulus* with the introduction of Blue My Mind®, we've refined *Euryops* by giving it large flowers and a denser, compact habit with long flower stems that help it mix easily in baskets and upright recipes. We've also made it easier to get into flower in cooler climates. Grower trials have shown that its semi-succulent, thick leaves handle dry down better than other *Euryops*. It mixes beautifully with other heat loving plants like Luscious® *Lantana* and Angelface® *Cascade Angelonia*.

Growing Tips for HIGH NOON®

- Prefers high light conditions
- Feed with 150-200 ppm N
- Easier for Northern growers to get into flower compared to typical *Euryops*
- In growing group AB (see page 145).

Notes: Treat with preventative broad spectrum fungicidal drench at transplant. Good air circulation, water management, control of humidity, and sanitation practices are critical. Scout regularly for aphids and thrips, which can be problematic. Be sure to check hanging baskets that are hanging high.

AWARD WINNER – HIGH NOON® *Euryops*

15 awards including: Top Performer, Daniel A. Seguin Garden; Top Performer, Montreal Botanic Garden; Top Performer, Domaine Joly - De Lotbiniere



HIGH NOON®
Euryops pectinatus "EUR 16001" USPP32669 CanPBR/AF

BLUE MY MIND® *Evolvulus*

LANDSCAPE  10-20cm (4-8") Vigor: 2

A staple for the South and anyone looking for true blue color. Stunning sky blue flowers are borne on heat, humidity and drought tolerant plants, pulling through the toughest conditions with ease. Choose from two cultivars which differ only in their size.

BLUE MY MIND® *Evolvulus* 'USEV01201' USPP24447 Can4918

An improvement over 'Blue Daze', featuring larger flowers and a better branched habit. More compact than XL.

BLUE MY MIND® XL *Evolvulus* 'RMEV028301' USPP34052 CanPBR AF

Everything you love about the original, now 30-50% larger. Ideal for mass plantings where the longer stems cover more ground, a trait that also makes it easy to use in recipes.

Growing Tips for BLUE MY MIND®

- This is a HOT season crop. Nighttime temps below 65°F (18°C) will slow growth.
- Cold, wet conditions can double the crop time and cause crop loss. Warm, slightly dry conditions after transplanting speeds rooting. Do not bring this crop in until you can provide warm growing conditions. Protect from all frost.
- High light is essential.
- 100ppm fertilizer will help to avoid high EC levels.
- Withstands drought but growth and flowering are better with consistent moisture.
- In growing group CC (see page 145).

Notes: Pinch once, two weeks after transplanting. Do not use Florel® as it can cause leaf drop and leaf curl. PGRs should not be necessary.

AWARD WINNERS – BLUE MY MIND®/BLUE MY MIND® XL *Evolvulus*

108 Awards including: Top Performer, Texas A & M; Best of Show, University of Wisconsin; Top Performer, Massachusetts Horticulture Society at Elm Banks; Top Performer In-Ground and Containers, Kansas State University; Top Performer, University of Laval

TRUFFULA™ Pink *Gomphrena pulchella*

LANDSCAPE  56-71cm (22-28")  Vigor: 4

This vegetative *Gomphrena* has a tidier appearance than most, retaining its bushy shape without splitting when in full bloom. It thrives in heat and humidity and is drought tolerant once rooted in. Pollinators flock to its hot pink, cotton ball-shaped blooms from spring into fall. Makes an excellent cut and dried flower. Pair it with other high vigor varieties or grow it as a specimen in large containers and landscapes.

Growing Tips for TRUFFULA™ Pink

- High light and good air circulation are essential to producing a quality crop.
- Long days are required for peak blooming.
- 150-200ppm fertilizer for optimal growth.
- Grow in 4.25 Grande™ and 1.0 Royale™ containers, monocultures or in combination with other high vigor varieties.
- In growing group BC (see page 145).

Notes: Pinch 1–2 weeks after transplant. A second pinch may be needed when growing plants in larger containers. Paclobutrazol applied at 1-3 ppm as a drench can help shape or hold the crop, but go slowly and learn how the crop performs in your greenhouse.

AWARD WINNER –

TRUFFULA™ Pink *Gomphrena*

101 Awards including: Top Performer, University of Guelph; Top Performer, Jardin Daniel A Seguin; Top Performer, Les Exceptionelles; Top Performer, University of Guelph



ANNUAL OF THE YEAR

TRUFFULA™ Pink
Gomphrena pulchella 'PASTIG17E' USPP31728 Can6276



BLUE MY MIND®
Evolvulus 'USEV01201' USPP24447 Can4918
Spread: 20-41cm (8-16")

BLUE MY MIND® XL
Evolvulus 'RMEV028301' USPP34052 CanPBR AF
Spread: 30-51cm (12-20")

HEAT IT UP[®] *Gaillardia*



We've been incredibly impressed with these vegetatively produced *Gaillardia* in our trials, especially their strong resistance to white smut (*Entyloma polysporum*). This trait, along with their uniform habit, great vigor and earliness to bloom makes them easy for growers to produce. They are a favorite of pollinators, have native Texan roots, are long blooming, and are heat tolerant. They are beautiful in mass plantings in landscapes and in monoculture containers.

HEAT IT UP[®] Scarlet *Gaillardia* 'G15272' USPP32692 CanPBRAF

Spicy orange-red flowers with slight yellow tips are produced for months on vigorous, uniform plants.

HEAT IT UP[®] Yellow *Gaillardia* 'G15270' USPP32654 CanPBRAF

Bouquets of solid sunshine yellow flowers appear for months on evenly mounded plants.

AWARD WINNER – HEAT IT UP[®] *Gaillardia*

106 Awards including: Perfect Score All Season, University of Tennessee; Top Performer, Ohio State University; Perfect Score All Season, Oregon State University; Top Performer, Les Exceptionnelles

Growing Tips for HEAT IT UP[®]

- Requires high light in production.
- Long days will speed and enhance flower development.
- Vernalization: Cold beneficial
- Feed with 150-200ppm N.
- Good air circulation and water drainage is important. Use a moisture retentive soil that drains well. Plants can tolerate low water once established in the landscape.
- In growing group AB (see page 145).



Notes: Pinch liners 1-2 weeks after transplant. A second pinch may be needed for larger containers. Grow in 4.25 Grande™ and 1.0 Royale™ containers.



HEAT IT UP[®] Yellow
Gaillardia 'G15270' USPP32654 CanPBRAF

HEAT IT UP[®] Scarlet
Gaillardia 'G15272' USPP32692 CanPBRAF

STRATOSPHERE™ and KARALEE® *Gaura lindheimeri*

LANDSCAPE  30-61cm (12-24") Zones 6-11  Vigor: 3

Lovely in landscapes or as thrillers in combination containers, gauras add height, wispy texture, and movement to the design. Their graceful stems bear non-stop blooms through the heat of summer.

Growing Tips for KARALEE® and STRATOSPHERE™

- Requires high light in production.
- 200 ppm fertilizer for optimal growth.
- In response to cool temperatures, spots can appear on gaura foliage during normal production. This is a physiological response – not a viral infection.
- In growing group AB (see page 145).

Notes: Pinch once, two weeks after liner planting. Growth regulation not needed. Winter flowering occurs in Sunbelt states.

AWARD WINNERS – STRATOSPHERE™ and KARALEE® *Gaura*
19 Awards including: Top Performer, Penn State; Arboretum Approved, Dallas Arboretum; Perfect Score All Season, Michigan State University



STRATOSPHERE™ White
Gaura lindheimeri 'Gautalwhi' USPP16565



STRATOSPHERE™ Pink Picotee
Gaura lindheimeri 'Gaudipin' USPP18237 Can3031



KARALEE® Petite Pink
Gaura lindheimeri 'DGAUR137' USPP30562 Can6076

Annual GRACEFUL GRASSES®

Don't miss these essential component plants for your premium container recipes! Our Graceful Grasses collection features a broad assortment of festive grasses and grasslike plants of all sizes, from the waterfall spiller of fiber optic grass to the towering Vertigo fountain grass and every size in between.

GRACEFUL GRASSES® QUEEN TUT™ *Cyperus prolifer*

A new size and look for this royal series. Shorter like Baby Tut, but a more finely textured plant with more petite but plentiful, starburst-like umbels. Useful as a smaller scale thriller in container recipes and a striking accent for water features. Vigorous plants continually produce fresh plumes all season. New this year.

GRACEFUL GRASSES® 'Curly Wurly' *Juncus effusus*

This distinctive corkscrew rush makes a whimsical addition to container recipes, landscape designs and water gardens. Spiral, dark green foliage emanates in all directions from a dense central crown. A fun selection of a zone 5-9 hardy native species that is evergreen in areas with mild winters. New this year.

Cultural Information for GRACEFUL GRASSES®

For cultural information on each of the Graceful Grasses, go to www.provenwinners.com, click on Professionals, then under the Growers section click Cultural Information. There, you can search for specific culture information on Graceful Grasses.






GRACEFUL GRASSES®
QUEEN TUT™ *Cyperus prolifer*

LANDSCAPE    46-61cm (18-24") Vigor: 3
In growing group BC (see page 145).

GRACEFUL GRASSES®
KING TUT® *Cyperus papyrus*

LANDSCAPE    122-183cm (48-72") Vigor: 4
In growing group BC (see page 145).

GRACEFUL GRASSES®
PRINCE TUT™ *Cyperus papyrus*

LANDSCAPE    46-76cm (18-30") Vigor: 4
In growing group BC (see page 145).

Top 50



GRACEFUL GRASSES® Purple Fountain Grass
Pennisetum setaceum 'Rubrum'

LANDSCAPE 76-91cm (30-36") Vigor: 3
In growing group CB (see page 145).

GRACEFUL GRASSES® VERTIGO® *Pennisetum purpureum* 'Tilt 8' USPP22254 Can/PBRAE

LANDSCAPE 122-244cm (48-96") Vigor: 4
In growing group BB (see page 145).



GRACEFUL GRASSES® 'Fireworks' *Pennisetum* 'Rubrum' USPP18504

LANDSCAPE 61-76cm (24-30") Vigor: 3
In growing group CB (see page 145).



GRACEFUL GRASSES® BABY TUT®
Cyperus involucratus

LANDSCAPE 46-61cm (18-24") Vigor: 4
In growing group BC (see page 145).



GRACEFUL GRASSES® 'Sky Rocket' *Pennisetum* USPP21497

LANDSCAPE 61-76cm (24-30") Vigor: 3
In growing group CB (see page 145).

NEW

Annual GRACEFUL GRASSES®

continued



GRACEFUL GRASSES®
'Curly Wurlly' *Juncus effusus*

LANDSCAPE 30-46cm (12-18") Vigor: 2

In growing group BB (see page 145).

GRACEFUL GRASSES®
BLUE MOHAWK® *Juncus inflexus*

LANDSCAPE 61-91cm (24-36") Vigor: 2

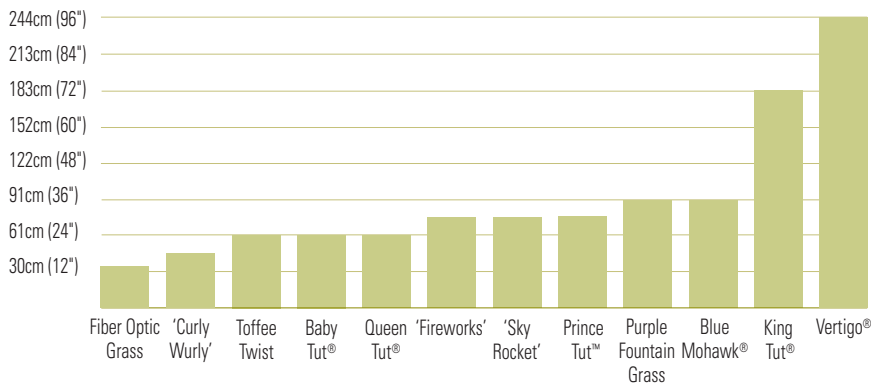
In growing group BB (see page 145).

GRACEFUL GRASSES®
Fiber Optic Grass *Isolepis cernua*

25-36cm (10-14") Vigor: 2

In growing group CB (see page 145).





Graceful Grasses by mature height



AWARD WINNERS – GRACEFUL GRASSES®

414 Awards including: Excellent Rating, Massachusetts Horticultural Society; Leader of the Pack, North Carolina State; Top Performer, Michigan State; Top Performer, Texas A&M; Top Performer, Colorado State University

AUGUSTA™ Lavender *Heliotropium*

LANDSCAPE    30-61cm (12-24") Vigor: 3 

If you think you know heliotrope, it's time to take another look. We've been incredibly impressed with this revolutionary variety that gives a classic genus a total reboot thanks to more advanced breeding. It is impressively vigorous, strongly upright, and densely branched, and was selected for its outstanding garden performance through hot, humid conditions. Use it as a prominent purple thriller or filler paired with other medium vigor varieties in containers and landscapes.

Growing Tips for AUGUSTA™ Lavender

- Bright, warm growing conditions speed this crop along.
- Avoid wet soil and moisture on the foliage in low light and cool environments.
- 150-200ppm fertilizer
- Chlorotic foliage is often an indicator that the soil is too wet. Grow in well-drained, well-aerated soil for best rooting.
- In growing group BC (see page 145).

Notes: Pinch the liner 1-2 weeks after transplant; for pots larger than 6" and for hanging baskets, make a second soft pinch and trim around the edge of the container just prior to hanging. Treat with a preventative broad spectrum fungicidal drench two weeks after transplant. 5-10 ppm Sumagic® or B-Nine® at 2500ppm is effective at controlling growth. Scout regularly for aphids and whitefly which can be problematic.

AWARD WINNERS – AUGUSTA™ Lavender

22 Awards including: Perfect Score, Oregon State University; Perfect Score, Ohio State University; Best of Breed, NC State; Perfect Score, Texas Tech University



GRACEFUL GRASSES® Toffee Twist
Carex flagellifera

LANDSCAPE    46-61cm (18-24") Vigor: 2

In growing group BB (see page 145).



AUGUSTA™ Lavender
Heliotropium WVNHPAULAV USPP34004 CanPBRAF

SUNCREDIBLE® *Helianthus*



61-91cm (24-36")

Vigor: 4



These multiflora sunflowers check all the boxes of what today's consumers are looking for: easy and fun to grow, long blooming with little care, supports pollinating bees and butterflies, and deer resistant. Well-branched plants carry a multitude of blossoms that can be harvested for an extraordinary 16-18 weeks. Suncredible Yellow has demonstrated strong resistance to powdery mildew, allowing for easy production and extending its garden performance through the entire growing season.

AWARD WINNERS – SUNCREDIBLE® *Helianthus*

130 Awards including: Best of the Best, University of Georgia; Top Performer, Michigan State University; Perfect Score All Season, Oregon State University; Top Performer, University of Guelph; Top Performer, University of Laval; Top Performer, Les Exceptionnelles

Growing Tips for SUNCREDIBLE®

- Moderate to high light levels in production.
- Feed with 150-200ppm N
- Good air circulation, control of humidity and good sanitation practices are critical to producing healthy plants.
- Do not withhold moisture to control height; wilting will stunt the crop.
- Suncredible Yellow is a long day beneficial/facultative short day plant. Suncredible Saturn is long day beneficial.
- Treat with a preventative broad spectrum fungicidal drench at 1-2 weeks after transplant.
- In growing group BA (see page 145).

Notes: A hard pinch is required to improve branching and control vigor. For 8 flowering branches, wait until 6-7 nodes develop on the stem, then pinch the shoot tips leaving 4 nodes/8 leaves. For 4 flowering branches, pinch to 2 nodes/4 leaves. Repeated applications of lower level PGRs is better than using high rates less frequently. Drench with 2-3ppm Bonzi® or a tank mix of 5000ppm B-Nine® and 1000ppm Cycocel® 1-2 weeks after pinching. Repeat a 2-3ppm Bonzi drench at first sign of visible buds, then drench again with 2ppm Bonzi when the flowers are starting to crack their color to hold for finishing. Southern growers will need to use slightly higher PGR rates; add 1-2ppm to these rates.



SUNCREDIBLE® SATURN™
Helianthus *** USPPAF Can/PBR/AF
US Utility Patent Applied For

SUNCREDIBLE® Yellow
Helianthus *** USPPAF Can/PBR/AF
US Utility Patent Applied For

HIPPO® *Hypoestes phyllostachya*



41-56cm (16-22") Vigor: 2

Hypoestes got a makeover! This series of super-sized, vegetative varieties does what Snow Princess did to seed alyssum. They're big, bushy, and won't bolt into flower soon after planting since they were selected against flowering and seed set. Use them like you would a coleus, providing season-long color in combination containers and landscapes in part sun or shade. This is one versatile plant you can easily recommend to every gardener.

AWARD WINNERS – HIPPO® *Hypoestes*

144 Awards including: Top Performer, University of Guelph; Excellent Rating, University Laval; Perfect Score All Season, Michigan State University; Consumer Favorite, Ohio State; Best of Breed, NC State

Growing Tips for HIPPO®

- Prefers warmer production temperatures; avoid chilling.
- 150-200 ppm fertilizer for optimal growth.
- Do not use irrigation frequency to control plant size. Can be run a little dry, but drying to the point of wilt will cause leaf burn and drop.
- Adapts to any light level but sharp changes in light can stress plants and damage the foliage.
- In growing group CB. (see page 145).

Notes: Pinch at 1-2 weeks after transplant if needed. Treat with preventative broad spectrum fungicidal drench 1-2 weeks after transplant. B-Nine may be used at 1500-2500ppm two weeks after transplant. Bonzi is also effective. Check manufacturer labels for approved rates and usage recommendations.



HIPPO® White *Hypoestes phyllostachya* 'G15180' USPP30505 CanPBRAF

HIPPO® Red *Hypoestes phyllostachya* 'G14158' USPP32914 CanPBRAF

HIPPO® Rose *Hypoestes phyllostachya* 'G14160' USPP29842 Can6131

Collection
Top Seller