

# Phlox



## Hybrid Phlox

## When to Plant

### Northern Regions

Plant 72s in LSu  
Plant G1s in LWi-LSp

### Southern Regions


Plant 72s in LSu  
Plant G1s in MWi-ESp

Hybrid Phlox have similar upright habits to Phlox *paniculata* (Tall Garden Phlox), but are typically shorter in height and bloom earlier in the summer for a longer period of time.

## Phlox Opening Act Series



Phlox 'Opening Act Blush' PPAF



Phlox 'Opening Act White' PPAF

### Phlox 'Opening Act Blush' PPAF

#### WGI Introduction!

PHLOBG1, PHLOB72 (Hybrid Phlox) Blooms early with a long season of color. Lovely light lavender pink flowers appearing in early summer. Sporadic rebloom into early fall. Dark green, glossy foliage is mildew resistant.

18-20in/ESu-LSu/Z4-8/G1 & 72ct ☺

All propagation prohibited.

Proven Winners® label and container required.

Recommended Finish Size: Premium 1-Gallon (G1), Trade 1-GL (72ct)



### Phlox 'Opening Act White' PPAF

#### WGI Introduction!

PHLOWG1, PHLO72 (Hybrid Phlox) Blooms early with a long season of color. Pure white flowers appearing in early summer. Sporadic rebloom into early fall. Dark green, glossy foliage is mildew resistant.

18-20in/ESu-LSu/Z4-8/G1 & 72ct ☺

All propagation prohibited.

Proven Winners® label and container required.

Recommended Finish Size: Premium 1-Gallon (G1), Trade 1-GL (72ct)





## Phlox Fashionably Early Series

A new series of early blooming Hybrid Phlox that works well for the middle to back of the border. Each member has exceptional mildew resistance, thick leathery leaves, and a stoloniferous habit (as opposed to the tightly clumping *P. paniculata* types). In addition to being early blooming, these Phlox also boast a long season of color with some rebloom in fall.



**Phlox 'Fashionably Early Crystal' PPAF**



**Phlox 'Fashionably Early Flamingo' PPAF**



**Phlox 'Fashionably Early Lavender Ice' PPAF**



**Phlox 'Fashionably Early Princess' PPAF**

### **NEW! Phlox 'Fashionably Early Crystal' PPAF**

#### **WGI Exclusive Introduction**

PHLFCG1, PHLFC72 (Hybrid Phlox) Pure white flowers with a faint light purple eye. Broad, dark green, thick foliage stays beautiful all season.

28-32in/ESu-MSu/Z4-8/G1, 72ct

Asexual propagation prohibited.



### **NEW! Phlox 'Fashionably Early Flamingo' PPAF**

#### **WGI Exclusive Introduction**

PHLFFG1, PHLFF72 (Hybrid Phlox) Perfectly defined panicles of light lavender pink flowers bloom prolifically. Broad, thick, bright green foliage stays beautiful all season.

30-36in/ESu-MSu/Z4-8/G1, 72ct

Asexual propagation prohibited.



### **NEW! Phlox 'Fashionably Early Lavender Ice' PPAF**

#### **WGI Exclusive Introduction**

PHLFLG1, PHLFL72 (Hybrid Phlox) A refined, perfect-looking habit. Pale lavender flowers with a lavender pink eye. Narrow, spiky, dark green foliage stays beautiful all season.

28-32in/ESu-MSu/Z4-8/G1, 72ct

Asexual propagation prohibited.



### **NEW! Phlox 'Fashionably Early Princess' PPAF**

#### **WGI Exclusive Introduction**

PHLFPG1, PHLFP72 (Hybrid Phlox) The very first of the series to bloom. Light fuchsia pink flowers and a darker pink eye. Broad, thick, glossy green foliage stays beautiful all season.

28-32in/ESu-MSu/Z4-8/G1, 72ct

Asexual propagation prohibited.





**NEW! Phlox 'Amethyst Pearl' PPAF**  
**WGI Exclusive Introductions**

PHLAPG1, PHLAP72 (Hybrid Phlox)  
Behaves like 'Minnie Pearl'. Light amethyst pink flowers with a white eye are produced in loose, rounded panicles in early summer and reblooms again in early fall. Glossy, bright green foliage stays clean all season. Spreads slowly by rhizomes.  
18in/ESu-LSu/Z3-8/G1, 72ct ©  
Asexual propagation prohibited.



**Phlox 'Minnie Pearl'**

PHLMPG1 (Hybrid Phlox) An especially early bloom time, incredible disease resistance, and a slowly spreading habit sets this variety apart. Clusters of large, pure white flowers completely cover the glossy, green foliage over a long period.  
15-20in/ESu-LSu/Z3-8/G1 ©  
Asexual propagation prohibited.



**Phlox 'Amethyst Pearl' PPAF**



**Phlox 'Minnie Pearl'**

## Phlox Early Start Series

**Phlox EARLY PURPLE™**  
**('Barphlopanearpur' PPAF)**  
**Early Start series**

PHLPPG1, PHLPP72 (Hybrid Phlox)  
This hybrid phlox is a great option for retailers looking for early color on neatly compact plants. Fragrant, purple blossoms with white centers are borne prolifically in clusters atop the clump of narrow, dark green leaves.  
13-16in/ESu-MSu/Z4-8/G1, 72ct ©  
Asexual propagation prohibited.



**NEW! Phlox EARLY PINK**  
**DARK EYE™**  
**('Barphlearpideye' PPAF)**  
**Early Start series**

PHLDPG1, PHLDP72 (Hybrid Phlox)  
This hybrid phlox is a great option for retailers looking for early color on neatly compact plants. Produces a profusion of light pink flowers with dark pink eyes. From Bartels Stek/Dummen Orange.  
12-16in/ESu-MSu/Z4-8/G1, 72ct ©  
Asexual propagation prohibited.



Photo courtesy of Dummen Orange

**Phlox EARLY PURPLE™ ('Barphlopanearpur' PPAF)**



**Phlox EARLY PINK DARK EYE™ ('Barphlearpideye' PPAF)**



# Tall Garden Phlox

## When to Plant

**Northern Regions**  
Plant 72s in LSu  
Plant G1s in LWi-LSp

**Southern Regions**  
Plant 72s in LSu  
Plant G1s in MWi-ESp



NC

## Phlox Bare Root

For the 16-17 Season, all of the bare root Phlox varieites we offer will be field grown here in West Michigan. The sandy soils of the region help our bare root Phlox develop the exceptional root structures that lead to fuller, faster finishing plants.



Phlox 'Glamour Girl' PP25778



Phlox paniculata  
'Bright Eyes'



Phlox paniculata 'Laura'



Phlox paniculata 'Nicky'



Phlox paniculata  
'Red Riding Hood'

### Phlox paniculata 'Bright Eyes'

PHLBEG1 (Tall Garden Phlox)  
Pale pink flowers with a prominent, hot-pink eye zone. A reliable bloomer. Fragrant blossoms attract butterflies and hummingbirds. This selection has demonstrated a high degree of mildew resistance.

36in/MSu-LSu/Z4-8/G1



### Phlox paniculata 'Glamour Girl' PP25778

**WGI Exclusive Introduction**  
PHLGGG1, PHLGG72 (Tall Garden Phlox) Our new gold standard in Tall Phlox. Bright green, healthy foliage shrugs off powdery mildew with ease and looks great all season. Large panicles of glowing hot coral pink, fragrant flowers on dark stems steal the show at the height of summer. She's glamorous indeed!  
32in/MSu-LSu/Z3-8/G1, 72ct   
Asexual propagation prohibited.



### Phlox paniculata 'Laura'

PHLLRG1 (Tall Garden Phlox)  
Rated a top performer! Fuchsia-purple flowers with starry, white centers and dark eyes. Has demonstrated very good mildew resistance. Fragrant blossoms.

24-30in/MSu-LSu/Z4-8/G1

### Phlox paniculata 'Nicky'

PHLNIG1 (Tall Garden Phlox)  
Magenta flowers, the darkest of all tall garden phlox, are produced all summer long. Sweetly fragrant. Has demon-

strated good mildew resistance in trials.

30-36in/MSu-LSu/Z4-8/G1



### Phlox paniculata 'Red Riding Hood'

PHLRRG1 (Tall Garden Phlox)  
Vivid clusters of fragrant, cherry-red flowers sit atop strong stems nearly all summer long. A compact variety which attracts butterflies and hummingbirds. Makes a bold color statement.

22in/MSu-LSu/Z4-8/G1



## Phlox FLAME™ Series

(Tall Garden Phlox) This series of naturally dwarf, compact cultivars is perfectly suited for containers, courtyard gardens, and the middle of the border. All members of this series offer good disease resistance, a bushy habit, and large, fragrant flowers. From Bartels Breeding (now Dummen Orange) of The Netherlands.

15-18in/MSu/Z3-8/G1, 72ct ©  
Asexual propagation prohibited.

**Coral** ('Barsixtytwo' PP22234)  
PHLCOG1, PHLCO72 Vibrant coral red.  
✂

**Pink** ('Bartwelve' PP11804)  
PHLPIG1, PHLPI72 Fuchsia pink with a darker pink eye.  
✂

**Purple** ('Barfourteen' PP12605)  
PHLPUG1, PHLPU72 Rich purple flowers with a small darker eye.  
✂

**Purple Eye** ('Barthirtythree' PP16437)  
PHLPYG1, PHLPY72 Purple flowers with a white eye.  
✂

**NEW! Red** ('Barphlanflamazred' PPAF)  
PHLREG1, PHLRE72 Intense red flowers.  
✂

**White Eye** ('Barsixty' PP22211)  
PHLWEG1, PHLWE72 Snow white flowers with a prominent magenta eye.  
✂



**Phlox paniculata FLAME™ Series**  
Coral ('Barsixtytwo' PP22234)



**Phlox paniculata FLAME™ Series**  
Pink ('Bartwelve' PP11804)



**Phlox paniculata FLAME™ Series**  
Purple ('Barfourteen' PP12605)



Photo courtesy of Dummen Orange

**Phlox paniculata FLAME™ Series**  
Purple Eye ('Barthirtythree' PP16437)



Photo courtesy of Dummen Orange

**Phlox paniculata FLAME™ Series**  
Red ('Barphlanflamazred' PPAF)



**Phlox paniculata FLAME™ Series**  
White Eye ('Barsixty' PP22211)





GC



NC

## Phlox b. 'Top Notch'



**New!**

**Phlox bifida 'Top Notch'**

### NEW! Phlox bifida 'Top Notch'

PHSTNG1, PHSTN72 (Cleft Phlox) A groundcover with a neat habit and great flower coverage that behaves similarly to *Phlox subulata* but flowers earlier. Forms a low, restrained mound of unique periwinkle blue flowers. Deeply cleft petal lobes give the flowers a more feathery look.

6-8in/LSp/Z4-8/G1, 72ct Ⓛ

Limited Supply.



## Scheduling Creeping Phlox

Growers looking for a quick turnaround time in creeping phlox are advised to start with our heavily graded bare root material. One large bare root easily fills an 8 inch mum pan and finishes quickly for spring sales. Be sure to pot these evergreen perennials up immediately upon receipt, taking care to make very good root to soil contact when planting. If you prefer to start with 72ct plugs, pot them up in late summer for the following spring's sales.

### Phlox subulata 'Blue Emerald'

PHSBEG1, PHSB72 (Creeping Phlox)  
Delicate lavender blue flowers.

4-6in/LSp/Z2-9/G1, 72ct Ⓛ



### Phlox subulata 'Coral Eye'

PHSCEG1, PHSCE72 (Creeping Phlox)  
Near-white flowers with blush overtones and bright pink eyes.

Tight habit. Similar performance to 'North Hills'.

4-6in/LSp/Z2-9/G1, 72ct Ⓛ



### Phlox subulata 'Emerald Pink'

PHSEPG1, PHSEP72 (Creeping Phlox)  
Compact, long-flowering pink.

4-6in/LSp/Z2-9/G1, 72ct Ⓛ



### Phlox subulata 'North Hills'

PHSNHG1, PHSNH72 (Creeping Phlox)  
Bright white flowers with a prominent violet purple eye. The most reliable rebloomer of any Creeping Phlox we've trialed.

4-6in/LSp/Z2-9/G1, 72ct Ⓛ



### Phlox subulata 'Purple Beauty'

PHSPBG1, PHSPB72 (Creeping Phlox)  
True purple flowers cover vigorously spreading foliage. Similar performance to 'Blue Emerald'.

4-6in/LSp/Z2-9/G1, 72ct Ⓛ



### Phlox subulata 'Red Wing'

PHSRWG1, PHSRW72 (Creeping Phlox)  
Bright crimson pink flowers with a red center.

4-6in/LSp/Z2-9/G1, 72ct Ⓛ



**Phlox subulata 'Blue Emerald'**




**Phlox subulata 'Coral Eye'**



**Phlox subulata 'Emerald Pink'**



**Phlox subulata 'North Hills'**



**Phlox subulata 'Purple Beauty'**



**Phlox subulata 'Red Wing'**



**NEW! Phlox 'Violet Pinwheels'**  
PP25884

PHSVP72 (Hybrid Phlox) This groundcover Phlox behaves similarly to Phlox *subulata*, but grows lower to the ground, spreads slowly, and is more restrained than popular varieties. Small, intense violet purple flowers have notched, upturned petals that look like pinwheels. From Jim Ault at Chicagoland Grows®.

4-5in/LSp/Z4-8/72ct Ⓢ  
Asexual propagation prohibited.



**Platycodon 'Astra Double Blue'**

PLAADG1 (Balloon Flower) Interesting balloon-like buds burst open into fully double, bell-shaped flowers. Exceptional branching and thick flower petals make for long-lasting, periwinkle blue blossoms. Has a compact, uniform habit.

8-10in/MSu/Z3-8/G1 Ⓢ



**Platycodon 'Astra Pink'**

PLAAPG1 (Balloon Flower) Interesting balloon-like buds burst open into bell-shaped flowers. Exceptional branching and thick flower petals make for long-lasting, light pink blooms. Has a compact, uniform habit.

8-10in/MSu/Z3-8/G1 Ⓢ



**Platycodon grandiflorus 'Double Blue'**

PLADB1 (Balloon Flower) Long-lived and trouble-free selection. Interesting balloon-like buds burst open into fully double, bell-shaped, violet-blue flowers with darker veining. A very reliable bloomer that is pest and disease-free.

24in/MSu/Z3-8/G1 Ⓢ



**Platycodon grandiflorus 'Fuji Blue'**

PLAFBG1 (Balloon Flower) Long-lived and trouble-free selection. Interesting balloon-like buds burst open into large 2-2½in, deep blue, bell-shaped flowers. A very reliable bloomer that is pest and disease-free.

20in/MSu/Z3-8/G1 Ⓢ



**Platycodon grandiflorus 'Sentimental Blue'**

PLASBG1, PLASB72 (Balloon Flower) Long-lived and trouble-free selection. Interesting balloon-like buds burst open into splendid blue, dwarf bell-shaped flowers. A prolific bloomer that is pest and disease-free. Excellent low-growing border or rock garden plant.

6-8in/MSu/Z3-8/G1, 72ct Ⓢ



**Polygonatum odoratum 'Variegatum'**

POLVAG1 (Variegated Solomon's Seal) Classic shade groundcover. Green and white variegated leaves line the arching, unbranched stems. Dainty white flowers dangle from the stems soon after emerging in spring.

18-24in/LSp/Z3-9/G1 Ⓢ



**Primula 'Pacific Hybrids'**

PRIPH30, PRIPH72 (English Primrose) Large flower size and clear, vibrant colors. Flowers freely in a wide range of colors including yellow, maroon, lavender, white, pink, and blue-violet. Most have large eyes of contrasting colors.

6-8in/MSp/Z3-8/30 & 72ct Ⓢ



P

New!

Phlox 'Violet Pinwheels' PP25884



Platycodon 'Astra Double Blue'



Platycodon 'Astra Pink'



Platycodon grandiflorus 'Double Blue'



Platycodon grandiflorus 'Fuji Blue'



Platycodon grandiflorus 'Sentimental Blue'



Polygonatum odoratum 'Variegatum'



Primula 'Pacific Hybrids'



(Primrose) These gorgeous double flowered primroses offer sizable blossoms in a rainbow of colors, blooming profusely throughout the spring season atop a compact clump of bright green foliage. Sterile flowers are especially long blooming. Perfect in pots.

5-8in/ESp-LSp/Z4-8/72ct ⓘ  
Asexual propagation prohibited.



**BUTTERCUP** (*P. vulgaris* 'Kerbelbut' PP16373)

PRIBU72 Fragrant, butter yellow, double blossoms with a leafy collar. Early bloomer.

**COBALT BLUE** (*P. vulgaris* 'Kerbelcob' PP16397)

PRICB72 Large, deep blue, double blossoms. Early bloomer.

**CREAM** (*P. vulgaris* 'Kerbelcrem' PP16205)

PRICR72 Prolific bloomer with fragrant, cream colored, double blossoms in early to midseason.

**NECTARINE** (*P. vulgaris* 'Kerbelnec' PP16365)

PRINE72 Double flowers open yellow and take on an apricot pink blush. Late bloomer.

**PINK ICE** (*P. vulgaris* 'Kerbelpice' PP16598)

PRIP172 Double flowers open white and take on a lilac pink blush. Midseason bloomer.

**VALENTINE** (*P. vulgaris* 'Kerbelred' PP24691)

PRIVA72 Scarlet red, double flowers in late season.



Primula BELARINA® Series -  
BUTTERCUP  
(*P. vulgaris* 'Kerbelbut' PP16373)



Primula BELARINA® Series -  
COBALT BLUE  
(*P. vulgaris* 'Kerbelcob' PP16397)



PRIMULA BELARINA® Series -  
CREAM  
(*P. vulgaris* 'Kerbelcrem' PP16205)



Primula BELARINA® Series -  
NECTARINE  
(*P. vulgaris* 'Kerbelnec' PP16365)



Primula BELARINA® Series -  
PINK ICE  
(*P. vulgaris* 'Kerbelpice' PP16598)



Primula BELARINA® Series  
VALENTINE  
(*P. vulgaris* 'Kerbelred' PP24691)

## Primula Grower Tips

BELARINA® Primulas are offered in 72ct plugs in the fall. If you prefer 128s, please contact us for custom grow orders of quantities of 1000 or more per variety.

We recommend potting one 72ct plug per 1-Qt or 4½in pot or five plugs per 12in bowl. Plant in early to mid-fall for the following spring's sales. Visit [www.WaltersGardens.com](http://www.WaltersGardens.com) for a detailed grower's guide.

### When to Plant

#### Northern Regions

Plant 72s in EFa

#### Southern Regions

Plant 72s in EFa-MFa



**Pulmonaria longifolia**  
**'Bertram Anderson'**

PULBA30 (Lungwort, Bethlehem Sage) Gentian blue flowers emerge from fuchsia buds. Like other *P. longifolia*, this selection has long, narrow leaves heavily spotted with silver. Typically blooms a couple of weeks later than the other varieties.

8-10in/LSp/Z3-9/30ct 1



**Pulmonaria 'Majeste'**

PULMA30 (Lungwort, Bethlehem Sage) Solid silvery-gray leaves with a very narrow green margin. In spring, light pink buds pop open to reveal darker, bluish-pink flower bells. Especially useful for lightening up shady spots in the garden.

8-12in/LSp/Z3-9/30ct 1



**Pulmonaria 'Raspberry Splash' PP12138**

PULSP30, PULSP72 (Lungwort, Bethlehem Sage) Our most floriferous and robust selection. Produces sizeable clusters of large, bright raspberry pink flowers which age to lilac purple. Forms a large, upright clump of disease resistant, dark green, silver spotted foliage.

10-12in/LSp/Z3-9/30 & 72ct 1

Asexual propagation prohibited.



**Pulmonaria saccharata**  
**'Mrs. Moon'**

PULMM30 (Lungwort, Bethlehem Sage) Silvery-gray dotted leaves form an attractive mound of foliage that is great for brightening up the shade garden. Magenta-pink buds open to bright blue bells. Excellent underplanting for taller shrubs.

10-12in/LSp/Z3-9/30ct 1



**Rhubarb 'Victoria'**

RHUVIG1 Huge leaves on thick, green stalks that are reddish towards the base. Use the stalks *only* to make delicious tart pies and sauces. Produces heavy yields.

2-3ft/MSp-ESu/Z3-9/G1 5



**Rodgersia pinnata**  
**'Chocolate Wings'**

RODCW20 (Featherleaf Rodgersia) A bold, shrub-like shade perennial. Emerges brown and undergoes color changes from green, bronze, and red before returning to brown. Flowers open pale pink and darken to

burgundy-red.

12-18in/ESu/Z4-9/20ct 1



**Rudbeckia fulgida**  
**'Goldsturm'**

RUDGOG1, RUDGOG2, RUDGO30, RUDGO72, (Black-Eyed Susan) Golden-yellow, daisy-like flowers have a distinct dark brown central cone. Sturdy, upright habit. Long blooming.

24-36in/MSu-EFa/Z4-10/G1 & G2, 30 & 72ct 5




**Rudbeckia fulgida var. sullivantii**  
**'Little Goldstar' PP22397**


RUDLG20, RUDLG72 (Black-Eyed Susan) The new standard in Rudbeckia. More compact, proportional selection compared to 'Goldsturm'. A dome of star-shaped, golden yellow blossoms are produced just above the short, bushy clump of rich green foliage. From Jelitto Perennial Seeds.

14-16in/MSu-EFa/Z4-10/20 & 72ct 1

Asexual propagation prohibited.



**Pulmonaria longifolia**  
**'Bertram Anderson'**



**Pulmonaria**  
**'Majeste'**



**Pulmonaria 'Raspberry**  
**Splash' PP12138**



**Pulmonaria saccharata**  
**'Mrs. Moon'**



**Rhubarb 'Victoria'**



**Rodgersia pinnata**  
**'Chocolate Wings'**



**Rudbeckia fulgida var. sullivantii**  
**'Little Goldstar' PP22397**



**Rudbeckia fulgida**  
**'Goldsturm'**



# Salvia



**When to Plant**

**Northern Regions**  
Plant 72s in LSu  
Plant G1s in LWi-LSp

**Southern Regions**  
Plant 72s in LSu  
Plant G1s in MWi-MSp



## Salvia COLOR SPIRES® Collection



**Salvia nemorosa COLOR SPIRES®  
'Crystal Blue' PP26344**



**Salvia nemorosa COLOR SPIRES® 'Violet Riot' PP26273**

**Salvia nemorosa COLOR SPIRES® 'Crystal Blue' PP26344**

SALCBG1, SALCB72 (Perennial Salvia) A revolutionary color for hardy salvia! Light sky blue flowers are presented on strong, thick stems. Blooms without vernalization but is beneficial for bulking the dense, rugose grey-green foliage. Popular color with female consumers.

18-20in/LSp-ESu/Z3-8/G1, 72ct ☉

All propagation prohibited.



**Salvia nemorosa COLOR SPIRES® 'Violet Riot' PP26273**

**WGI Introduction**

SALVRG1, SALVR72 (Perennial Salvia) Improvement over 'May Night'; more concentrated show of vivid violet blue color on denser, well-branched plants and neater upright flowering stems in containers. Blooms without vernalization but is beneficial for bulking.

22in/LSp-ESu/Z3-8/G1, 72ct ☉

All propagation prohibited.



**Salvia COLOR SPIRES® 'Pink Dawn' PP36343**

**WGI Introduction**

SALPDG1, SALPD72 (Perennial Salvia) A bouquet of sizeable, cotton candy pink blossoms pop open from fuchsia buds held on thick, dark, well-branched stems. Blooms without vernalization but is beneficial for bulking the dense, mainly basal rosette of rugose green foliage. *Pratensis* type.

16-20in/LSp-ESu/Z3-8/G1, 72ct ☉

All propagation prohibited.



**Salvia COLOR SPIRES® 'Pink Dawn' PP26343**

Proven Winners® label and container required. Recommended Finish Size: Premium 1-Gallon Container



**Salvia nemorosa 'Blue Hill'**  
 SALBHG1 ('Blauhugel') (Perennial Salvia) Distinctly blue flowers; very long-flowering with a wonderful compact habit. Easy to grow in almost any climate. Use in containers or flower borders. 16-20in/ESu/Z3-8/G1 ☉



most of the summer if dead-headed. Foliage spread is quite impressive the first year for a dwarf. The perfect size plant for edging or containers. 8-12in/ESu-MSu/Z3-8/G1 ☉  
 Asexual propagation prohibited.



**Salvia nemorosa 'Blue Hill'**



**Salvia nemorosa 'Caradonna'**

**Salvia nemorosa 'Caradonna'**  
 SALCAG1, SALCA72 (Perennial Salvia) Similar to 'East Friesland' but with two distinct differences: a starkly upright habit and dark purple flower stems. They really set off the bright violet-blue flowers and are great in fresh bouquets. 24-30in/ESu/Z3-8/G1, 72ct ☉

24-30in/ESu/Z3-8/G1, 72ct ☉



**Salvia nemorosa 'May Night'**  
 SALMNG1, SALMNG2, SALMNG72 ('Mainacht') (Perennial Salvia) Dense spikes of deep violet-purple flowers over a long period which can be extended by dead-heading. Gray-green foliage. 18in/ESu-MSu/Z3-8/G1 & G2, 72ct ☉



**Salvia nemorosa 'May Night'**



**Salvia nemorosa MARCUS™ ('Haeumanarc' PP13322)**

**Salvia nemorosa 'East Friesland'**  
 SALEFG1 ('Ostfriesland')(Perennial Salvia) Spikes of violet-purple flowers stand at attention above the nicely mounded foliage. Long-flowering and easy to grow in almost any climate. 16-18in/ESu/Z3-8/G1 ☉



**Salvia nemorosa 'East Friesland'**

**Salvia nemorosa MARCUS™ ('Haeumanarc' PP13322)**  
 SALMAG1 (Perennial Salvia) Dark violet-purple flowers appear for

## Salvia New Dimension Series

(Perennial Salvia) These new first year flowering perennial salvias from Kieft-Pro Seeds are very well-branched and do not require PGRs to maintain their compact size. They fit well into annual production cycles. Finished plants in containers are 8-10in tall and typically double in size the second year in the garden.

14-18in/ESu-MSu/Z4-8/30 & 72ct ☉



**Salvia nemorosa 'New Dimension Blue'**

SALNB30, SALNB72 Blue-violet flowers on deep purple stems.

**Salvia nemorosa 'New Dimension Rose'**

SALNR30, SALNR72 Rose pink flowers on pinkish purple stems.



**Salvia nemorosa 'New Dimension Blue'**



**Salvia nemorosa 'New Dimension Rose'**





*Salvia nemorosa*  
'Sensation Sky Blue' PPAF



*Salvia nemorosa*  
'Snow Hill'



*Salvia nemorosa*  
'Viola Klose'



*Salvia* 'Sensation Deep  
Rose Improved' PPAF



New!

Photo courtesy of Luc Klinkhamer

*Sanguisorba officinalis* var. *microcephala*  
'Little Angel'



*Scabiosa columbaria*  
'Butterfly Blue'

***Salvia nemorosa***  
'Sensation Sky Blue' PPAF  
SALSSG1, SALSS72 (Perennial Salvia) One of the very best Salvias we've trialed. Dwarf selection more compact than MARCUS™. Grows vigorously to form a perfectly rounded, dense mound of rugose green foliage. Mauve purple stems carry the blue violet, branched flower spikes.

9-10in/ESu-MSu/Z3-8/G1, 72ct Ⓞ  
Asexual propagation prohibited.



***Salvia nemorosa***  
'Snow Hill'  
SALSHG1 ('Schneehugel')(Perennial Salvia) Pure white flower spikes rise above mounds of grey-green foliage. This selection has a more compact habit than many other salvias. A reliable performer that blooms well into summer if deadheaded. A sport of 'Blue Hill'!

20in/ESu-MSu/Z3-8/G1 Ⓞ



*Scabiosa columbaria*  
'Pink Mist'



*Saponaria ocymoides*

***Salvia nemorosa***  
'Viola Klose'

SALVKG1 (Perennial Salvia) Outstanding spikes of violet-purple flowers are deeper and more intense in color than most perennial salvias. Has a tight, mounded habit, making it ideal for container plantings or other small spaces.

15-18in/ESu/Z3-8/G1 Ⓞ



***Salvia*** 'Sensation Deep  
Rose Improved' PPAF

SALS DG1, SALS D72 (Perennial Salvia) One of the very best new Salvias we've trialed.

Brighter pink flowers and improved habit compared to 'Sensation Rose'. Forms a robust, compact clump of rugose, green foliage. Extremely floriferous; bright pink flowers on dark purple stems.

16in/ESu-MSu/Z3-8/G1, 72ct Ⓞ

Asexual propagation prohibited.



**NEW! *Sanguisorba officinalis***  
var. *microcephala* 'Little Angel'

SANLAG1 (Burnet) Tiny, deep green leaves have creamy white margins that form a dense, petite clump of foliage. Bright green stems hold long, oval-shaped rosy red flower panicles—reminiscent of matchsticks—that pop out the top of the plant. A Japanese selection.

8-10in/MSu-EFa/Z4-8/G1 Ⓞ



***Saponaria ocymoides***

SAPOCG1 (Rock Soapwort) Forms a nice patch of semi-evergreen foliage that works well as a filler between stones on a path, in the crevices of walls, or in rock gardens. Small, bright pink flowers appear prolifically in early summer.

8in/ESu/Z3-7/G1 Ⓞ



***Scabiosa columbaria***  
'Butterfly Blue'

SCABB30 (Pincushion Flower) Lavender blue, pincushion-like flowers hover over a short mound of ferny basal foliage all summer long. Benefits from deadheading.

12-18in/LSp-LSu/Z3-9/30ct Ⓞ



***Scabiosa columbaria***  
'Pink Mist'

SCAPM30 (Pincushion Flower) Pincushion-like, pink flowers with a hint of lavender are borne atop wiry stems all season long. Drought tolerant once established. A reliable, long-blooming selection.

12-18in/ESu-LSu/Z3-9/30ct Ⓞ



PLANTHAVEN, INC.



# Sedum



**When to Plant**

**Northern Regions**  
Plant 72s in MSu-LSu  
Plant G1s in LWi-ESp

**Southern Regions**  
Plant 72s in LSu  
Plant G1s in LWi-LSp



## Sedum ROCK 'N GROW® Collection

Stonecrop are a mainstay of the fall garden, and ROCK 'N GROW® Sedums are some of the best on the market. With a variety of flower color, foliage color, and plant habit, there's something for everyone.



**Sedum ROCK 'N GROW®  
'Lemonjade' PP26448**



**Sedum ROCK 'N GROW®  
'Maestro' PP20094**



**Sedum ROCK 'N GROW®  
'Pure Joy' PP24194**

### Sedum ROCK 'N GROW® 'Lemonjade' PP26448

**WGI Introduction**

SEDLJG1, SEDLJ72 (Autumn Stonecrop)  
Diversify your Sedum selection with this unique yellow flowered variety. Large 5-7in panicles of citron yellow flowers completely cover the foliage in fall followed by rosy peach seed heads. Clean, grey-green foliage forms a dense mound; does not split open. 16-18in/EFa/Z3-9/G1, 72ct ©

All propagation prohibited.  
Proven Winners® label and container required.  
Recommended Finish Size: Premium 1-Gallon



### Sedum ROCK 'N GROW® 'Maestro' PP20094

SEDMEG1, SEDME72 (Autumn Stonecrop)  
Fantastic sport of 'Matrona' from Gary Trucks. Strongly upright, compact, blue-green foliage turns purple as the season progresses. Bright purple stems carry large clusters of red buds which open to rich mauve pink flowers. 24-30in/LSu/Z3-9/G1, 72ct ©©

All propagation prohibited.  
Proven Winners® label and container required.  
Recommended Finish Size: Premium 1-Gallon




### Sedum ROCK 'N GROW® 'Pure Joy' PP24194

SEDPJG1, SEDPJ72 (Stonecrop) Forms a low mound of small, blue green, serrated leaves in spring. Matures into a short, semi-upright clump of light green foliage which becomes completely covered by a dome of bubblegum pink flowers. Perfect for edging and rock gardens. 10-12in/LSu-EFa/Z3-9/G1, 72ct ©


All propagation prohibited.  
Proven Winners® label and container required.  
Recommended Finish Size: Premium 1-Gallon







**Sedum AUTUMN CHARM™**  
('Lajos' PP14421)



**Sedum AUTUMN DELIGHT™**  
('Beka' PP18398)




**Sedum 'Autumn Fire'**



**Sedum 'Autumn Joy'**



**Sedum 'Carl'**



**Sedum cauticola**



**Sedum 'Frosted Fire'**

Photo courtesy of Plant Delights Nursery

**Sedum AUTUMN CHARM™**  
('Lajos' PP14421)

SEDACG1, SEDAC72 (Autumn Stonecrop) A very stable, showy sport of 'Autumn Joy' discovered by Intrinsic Perennial Gardens. Grey-green leaves have butter yellow, serrated edges and form an upright clump. Cream buds open to light pink flowers.

14-18in/LSu-MFa/Z3-9/G1, 72ct ☉

Asexual propagation prohibited.



**Sedum AUTUMN DELIGHT™**  
('Beka' PP18398)

SEDAUG1 (Autumn Stonecrop) Upright sedum with chartreuse-yellow leaves and a narrow, blue-green, serrated margin. Cream buds open to large clusters of light pink flowers. Bronze seed heads. From Intrinsic Perennial Gardens.

18-24in/LSu/Z3-9/G1 ☉

Asexual propagation prohibited.



**Sedum 'Autumn Fire'**

SEDAFG1 (Autumn Stonecrop) Similar to 'Autumn Joy', but selected for its tighter growth habit, thicker foliage, and more brightly colored rosy flower heads. Easy to grow and drought tolerant.

24-30in/LSu-MFa/Z3-9/G1 ☉



**Sedum 'Autumn Joy'**

SEDAJG1, SEDA72 ('Herbstfreude') (Autumn Stonecrop) One of the most popular perennials. Flowers are deep rose when young, then age to a beautiful bronze. Seed heads remain attractive through winter. Easy to grow and drought tolerant.

24in/LSu-MFa/Z3-9/G1, 72ct ☉



**Sedum 'Carl'**

SEDCLG1 (Autumn Stonecrop) Distinguished from 'Autumn Joy' by its compact habit and resistance to stem rot. This de-

pendable grower produces large clusters of brilliant magenta pink flowers on reddish stems atop a dense clump of grey-green foliage.

18in/LSu-MFa/Z3-9/G1 ☉



**Sedum cauticola**

SEDCAG1 (Stonecrop) An attractive, low-growing groundcover with rounded, blue-grey leaves. Flowers are pink when young, then age to carmine-red. This is the perfect sedum to tuck into a rockery or other small spaces.

2in/LSu/Z3-9/G1 ☉



**Sedum 'Frosted Fire'**

SEDDFG1, SEDFF72 (Autumn Stonecrop) Similar to AUTUMN CHARM™, 'Frosted Fire' is a variegated sport of 'Autumn Fire' rather than 'Autumn Joy'. Light green leaves with creamy yellow, serrated margins form a dense, upright mound.

12-15in/LSu-MFa/Z3-9/G1, 72ct ☉

Limited Supply Available.





**Sedum kamschaticum**

SEDKAG1 (Russian Stonecrop) Semi-evergreen groundcover with rich green, toothed leaves and a dense, creeping habit. Well-suited for hot, dry sites. Bright orange-yellow flowers appear in early summer, followed by rusty red seeds.

4-6in/ESu/Z3-9/G1 ⓓ



**Sedum 'Matrona'**

SEDMAG1 (Autumn Stonecrop) Sturdy, upright grower that has gray-green leaves infused with rosy pink and purple stems. The long-lasting flower clusters are mauve-pink, becoming chocolate-brown in winter. 18-24in/LSu/Z3-9/G1 ⓓ



**Sedum 'Mr. Goodbud' PP17671**

SEDMGG1 (Autumn Stonecrop) Large 5-6in clusters of vibrant purple-pink flowers on purple-red stems top the compact, upright clump of deep blue-green, serrated foliage. Strong, shorter stems resist flopping.

16in/LSu/Z3-9/G1 ⓐ

Asexual propagation prohibited.



**NEW! Sedum 'Night Embers' PPAF**

**WGI Exclusive Introduction**

SEDNIG1 (Autumn Stonecrop) Forms a strictly upright habit of dark black-purple, semi-glossy succulent leaves. Small clusters of light mauve pink flowers are produced on deep red stems. With a narrow base and a vase-like habit, this perennial combines well with shorter companions in a limited space.

24-26in/LSu-EFa/Z3-9/G1 ⓐ

Asexual propagation prohibited.



**NEW! Sedum 'Over the Moon' PPAF**

**WGI Exclusive Introduction**

SEDOTG1 (Autumn Stonecrop) Transitions through many different phases throughout the growing season, starting with a wide, dense habit of dark olive green leaves rimmed with rose. Large flower heads of creamy white blossoms age to blush rose.

16-18in/LSu-EFa/Z3-9/G1 ⓐ

Asexual propagation prohibited.



**Sedum sieboldii**

SEDSIG1 (October Daphne) Low, spreading species; forms a rounded mound and spreads horizontally from the crown. Round, blue-green leaves with a narrow pink margin. Small clusters of bright pink flowers in early fall. Brilliant fall color.

6-10in/EFa/Z3-9/G1 ⓐ



**Sedum kamschaticum**



**Sedum 'Matrona'**



Photo courtesy of Chris Hansen

**Sedum 'Mr. Goodbud' PP17671**



**Sedum 'Night Embers' PPAF**



**Sedum 'Over the Moon' PPAF**



**Sedum sieboldii**



# Sedum SunSparkler® Series



From the breeding work of Chris Hansen comes this colorful series of Sedums. Chris selects for compact, groundcover types that retain their attractive coloration all season and are disease free.



**Sedum 'Dazzleberry' PP22457**

### Sedum 'Dazzleberry' PP22457

SEDDAG1, SEDDA72 (Stonecrop) Forms a low, compact clump of smoky blue-grey foliage completely covered with giant 6-8in clusters of vibrant raspberry colored flowers. Larger flowers than typical groundcover types.

6-8in/LSu-EFa/Z4-9/G1, 72ct ©

Asexual propagation prohibited.



Photo courtesy of Chris Hansen

**Sedum 'Firecracker' PP26595**

### Sedum 'Firecracker' PP26595

SEDFIG1, SEDFI72 (Stonecrop) Improvement over 'Cherry Tart'; much greater vigor and more robust habit. This densely branched, weed-suppressing groundcover puts on a strong show of burgundy red color all season. Vibrant pink flowers are an added bonus in late summer.

6in/LSu-EFa/Z4-9/G1, 72ct ©

Asexual propagation prohibited.



Photo courtesy of Chris Hansen

**Sedum 'Lime Zinger' PP24632**

### Sedum 'Lime Zinger' PP24632

SEDLZG1, SEDLZ72 (Stonecrop) Succulent apple green leaves edged in cherry red grow to form a tight, weed-suppressing, low growing carpet of foliage. Large clusters of soft pink flowers appear late.

4-6in/LSu-EFa/Z4-9/G1, 72ct ©

Asexual propagation prohibited.



**Sedum spectabile 'Neon'**



**Sempervivum Assorted**

### Sedum spectabile 'Neon'

SEDNEG1 (Showy Stonecrop) This upright variety has brilliant rosy-magenta pink flowers and light green leaves. A sport of 'Brilliant' with broader flower clusters and more consistent color. Gold fall color.

24in/LSu/Z3-9/G1 ©



### Sedum spurium 'Fulda Glow'

SEDFGG1 ('Fuldaglut') (Two-row Stonecrop) An improved 'Dragon's Blood', this selection has bronze-red foliage that keeps its color all season long. Rose-red flowers appear on short stalks above the foliage.

4in/LSu/Z3-9/G1 ©



### Sempervivum Assorted

SEMASG1, SEMASG2 (Hen & Chicks) An unnamed assortment. Shipper's choice.

3-4in/MSu/Z3-8/G1 & G2 (Rosettes) ©











**Sempervivum 'Rocknoll Rosette'**

**Sempervivum 'Rocknoll Rosette'**

SEMRRG1, SEMRRG2 (Hen & Chicks) This colorful selection produces medium sized rosettes of deep orange to wine red leaves flushed apple green at the base. It offsets freely, making it an ideal small scale groundcover for sunny, dry areas. 3-4in/MSu/Z3-8/G1 & G2 (Rosettes) ⓓ



**Sempervivum 'Ruby Heart'**

**Sempervivum 'Ruby Heart'**

SEMRHG1, SEMRHG2 (Hen & Chicks) Rosettes of sharply pointed, silvery blue to blue-green leaves are flushed rosy red at the base. Color varies by season. Pinkish purple flowers are held aloft on short, leafy stalks. 3-4in/MSu/Z3-8/G1 & G2 (Rosettes) ⓓ

3-4in/MSu/Z3-8/G1 & G2 (Rosettes) ⓓ



**Sempervivum 'Silverine'**

SEMSIG1, SEMSIG2 (Hen & Chicks) Forms rosettes of sharply pointed, silvery green leaves that are flushed reddish-purple at the base. This color may vary from season to season. Deep pink flowers are held aloft on short, leafy stalks. 3-4in/MSu/Z3-8/G1 & G2 (Rosettes) ⓓ

3-4in/MSu/Z3-8/G1 & G2 (Rosettes) ⓓ



**Sempervivum 'Silverine'**



**Silene dioica 'Ray's Golden'**

**Silene dioica 'Ray's Golden'**

SILRG30 (Red Champion) Provides spring interest perfect for the opening of garden centers. 1/2- 3/4in wide, medium pink flowers top the mounding, golden yellow foliage for an airy, feminine feel. Combines well with other spring-blooming perennials. From Ray Brown. 20-24in/LSp-ESu/Z5-8/30ct Ⓢ

20-24in/LSp-ESu/Z5-8/30ct Ⓢ



**Sisyrinchium 'Lucerne'**

SISLUG1, SISLU72 (Formerly listed as *S. bermudianum*) (Blue-Eyed Grass) Bright purple-blue, star-like flowers top the dark green, grass-like foliage of this long-blooming perennial. Use as an accent plant along walkways or in rock gardens. 10in/LSp-ESu/Z5-8/G1, 72ct ⓓ

10in/LSp-ESu/Z5-8/G1, 72ct ⓓ



**Stachys byzantina 'Fuzzy Wuzzy'**

STAFW30 (Lamb's Ear) Forms a dense carpet of soft, fuzzy, silvery grey leaves topped with woolly, lavender flower spikes in early summer. Often used as a small scale groundcover or edging. Great for children's gardens and rock gardens. 8in/ESu/Z4-8/30ct Ⓢ

8in/ESu/Z4-8/30ct Ⓢ




**Stachys monieri 'Hummelo'**

STAHU20 (Betony) Distinctively different than its cousin, Lamb's Ear. Forms large clumps of green, textured leaves. Showy spikes of densely packed, rose purple flowers shoot up through the foliage on tall stalks. 18-20in/ESu-MSu/Z4-8/20ct Ⓢ

18-20in/ESu-MSu/Z4-8/20ct Ⓢ



**Sisyrinchium 'Lucerne'**



**Stachys lanata 'Fuzzy Wuzzy'**

Photo courtesy of Ball Horticultural Company



**Stachys monieri 'Hummelo'**







# Ornamental & Edible Strawberries



Photo courtesy of ABZ Seeds

***Fragaria ananassa* 'Gasana'**



Photo courtesy of ABZ Seeds

***Fragaria ananassa* 'Ruby Ann'**



Photo courtesy of ABZ Seeds

***Fragaria ananassa* 'Toscana'**



Photo courtesy of ABZ Seeds

***Fragaria ananassa* 'Tristan'**

## ***Fragaria ananassa* 'Gasana'**

FRAGA72 (Everbearing Strawberry) This patio strawberry simultaneously produces large, pink blossoms and near-everbearing sized fruits all summer. Juicy, sweet fruit is produced on short runners. Great in raised beds, patio containers, and hanging baskets.

12in/ESu-LSu/Z4-8/72ct \$



## **NEW! *Fragaria ananassa* 'Ruby Ann'**

FRARA72 (Everbearing Strawberry) In addition to the sweet, medium sized fruit, 'Ruby Ann' produces beautiful ruby-red flowers, the reddest of the varieties that we offer. This is considered part of the hanging basket series from ABZ seeds, which include vigorous plants with runners.

8-12in/ESu-LSu/Z4-8/72ct \$



## **NEW! *Fragaria ananassa* 'Toscana'**

FRATO72 (Everbearing Strawberry) In addition to its large, deep rose pink flowers, this ornamental strawberry also produces dark red, juicy fruit. Great in raised beds, patio containers, and hanging baskets. Recipient of the FleuroStar Award from Fleuroselect.

8-12in/ESu-LSu/Z4-8/72ct \$



## ***Fragaria ananassa* 'Tristan'**

FRATR72 (Everbearing Strawberry) Combines showy flowers, delicious fruit, and a compact habit with few to no runners. Perfect for patio pot production. Hot magenta pink blossoms top the attractive dark green foliage. Bright red, highly aromatic, sugary sweet, 1in fruits produced all season.

12in/ESu-LSu/Z4-8/72ct \$

