



Miely's Pfingstrosengarten

Sortenkatalog

Michael und Anneliese Miely
A-4611 Buchkirchen - Uttenthal 4
Tel: 0043-(0)7242-28415
E-Mail: paeonia.miely@gmail.com

www.paeoniamiely.com

Die Welt der Pfingstrosen

Wer kennt sie nicht, die Üppigkeit der Blüten, die Pflegeleichtigkeit und Robustheit der Pflanze. Lassen Sie sich überraschen, von der Vielfalt der Blüten sowie der Farbenpracht, diese reicht von klassischem Weiß, Rosa und Rot zum Orange, Gelb, Schwarzrot, Violett,...

Wer in den Zauberbann der Pfingstrosen gerät, ist verloren. In diesem Fall sind Sie bei uns bestens aufgehoben...!

Wir freuen uns sehr, Ihnen in diesem Katalog die Vielfalt unserer Päonien vorstellen zu dürfen, und sind überzeugt, dass wir Sie bestimmt bald auch als Pfingstrosen-Fan in unserem Garten in Uttenthal begrüßen werden!

Zur Zeit sehen Sie auf unseren Schau und Vermehrungsflächen von ca. 2 ha **427 Sorten Staudenpfingstrosen**, **226 Sorten Strauchpfingstrosen** und **35 Sorten** der besonderen **Intersektionellen Hybriden**.

Alle diese Sorten sind auch in diesem aktuellen Katalog vorhanden.

Diese edlen Gewächse können Sie zur **Blütezeit (Mai bis Juni)** in einem Meer von Duft und Farben bei uns in Uttenthal zwischen Wallern und Buchkirchen bei Wels bewundern und auch direkt kaufen.

Seit 1998 Jahren beschäftigen wir uns mit der Zucht und Pflege von Päonien und haben schon **viele erfolgreiche Eigenzüchtungen** vorzuweisen, die als Neuheiten nirgends sonst zu bekommen sind.



Hinweisen möchten wir noch besonders auf unsere alljährlichen **Pfingstrosentage**, welche immer Ende Mai, stattfinden.

Weiters sind wir auf zahlreichen **Pflanzenmärkten** in Österreich und Deutschland vertreten. Genauere Details entnehmen Sie bitte unserer Homepage <http://www.paeoniamiely.com>





Die Einteilung der Pfingstrosen.

Man unterscheidet zwischen Stauden- und Strauchpfingstrosen, sowie Intersektionellen Hybriden.

Die **Staudenpfingstrosen** werden in Wildsorten, Lactiflora und Hybridsorten unterteilt.

Wildsorten haben Ihr Verbreitungsgebiet an deren natürlichen Standort zB. emodii -Himalaya, mlokosewitschi – Kaukasus, officinalis Banatica - Rumänien, tenuifolia - Balkan.

Die **Lactiflorasorten** kommen ursprünglich aus China, wurden aber bald nachdem sie nach Europa kamen züchterisch bearbeitet, das sind die uns wohlbekanntesten rosa und weiß duftenden Sorten.

Die uns gutbekannte rote Bauernpfingstrose ist eine officinalis Wildsorte die im Mittelalter selektiert wurde.

Die **Hybridsorten** entstammen aus diversen Kreuzungen von Wildsorten und Lactifloras. Diese sind meist erkennbar an einer früheren Blüte, leuchtenderen Farben, besserer Standfestigkeit der Stiele jedoch ist der Duft bei diesen Sorten meist nicht berauschend.

In diesem Katalog wurden die Staudenpfingstrosen jedoch zur besseren Übersicht in einfache, gefüllte und halbgefüllte/japanische Blütenformen unterteilt.

Die **Strauchpfingstrosen** werden in Wildsorten, Suffruticosa, Lutea und Rockii unterteilt.

Wildsorten kommen in der Natur nur in China – lutea, delavaii und Amerika – brownii vor.

Suffruticosas sind im weitesten Sinne alle Sorten die früher aus China und Japan zu uns gelangten.

Luteasorten entstammen den Kreuzungen zwischen lutea bzw. delavaii Wildsorten und Suffruticosa.

Diese Kreuzungen hatten den Erfolg, dass die ersten gelben Sorten entstanden, da diese nur bei den Wildsorten vorherrschten.

Rockii stammen aus China und sind etwa doppelt so schnell im Wuchs wie die Suffruticosa Sorten.

In diesem Katalog werden die Strauchpfingstrosen in die Gruppe Strauchpfingstrosen (Wildsorten, luteas, Suffruticosa) und Rockii unterteilt.

Die **Intersektionellen Hybriden** sind eine Kreuzung von Stauden und Strauchpfingstrosen.

Diese Gruppe beeindruckt durch eine maximale Wuchshöhe von 1m und der Robustheit der Blüten.

Inhaltsverzeichnis:

Staudenpfingstrosen	Seite 4-15
Neuzüchtungen Mieli 2009 /2012	Seite 16-17
Strauchpfingstrosen	Seite 18-23
Rockii	Seite 24-25
Intersektionelle Hybriden	Seite 26-27

So finden Sie zu uns:

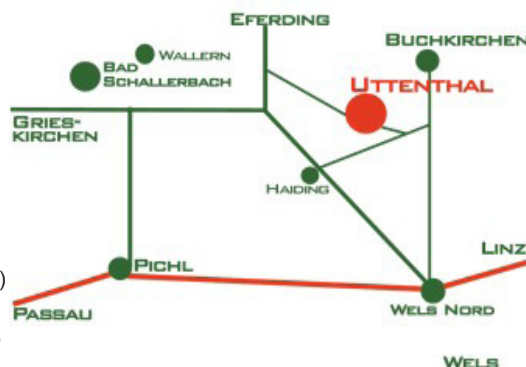
Über A8 (Innkreis-Autobahn) bzw. A25 (Umfahrung Wels):

– Abfahrt Pichl bei Wels:

nach Bad Schallerbach, Eferding, dann Richtung Eferding, nach 1 km beim Kreisverkehr Richtung Eferding, nach ca 1km rechts nach Buchkirchen, zuerst über eine kleine Brücke, dann ein Bahnübergang, dann rechts Richtung Buchkirchen, nach 500m links nach Uttenthal, Buchkirchen, nach ca 1,5 km liegt der Pfingstrosengarten direkt an der Straße.

– Abfahrt Wels Nord:

nach der Anfahrt Richtung Wels, bei der 1. Ampel für Links-Abbieger (Buchkirchen, Scharfen) einreihen. Der Straße 8 km bis kurz vor Buchkirchen folgen. Biegen Sie links ab, (Wegweiser Buchkirchen, Haiding) nach ca. 1,5 km rechts kleine Waldstraße (nach Ötzing, Uttenthal, Wallern) rechts einbiegen. Nach ca. 1,5 km liegt der Pfingstrosengarten direkt an der Straße.




Staudenpfingstrosen – Einfach




Amelia




America



Angelika Kaufmann




anomala Stadt Laa




Archangel




ariant.Northern Glory




Arrow Macker




Athena




Balliol




Blaze



Bright Knight




Burma Ruby




Cardinals Robe



Carina




Charlice



Claire de Lune




Constance Spry




Coral N Gold




Daisy Coronet




Dauntless




daurica




Dawn Pink



Defender




Early Scout




Early Windflower




emodi




Fairbanks




Fan Tan




Feerie




Fire Belle




Flamme



Gay Cavalier



Gedenken




Golden Frolic




Golden Glow

Staudenpfingstrosen – Einfach




Green Lotus



Hawaiian Sun




Herald




Hoffnung




Holbein




Illinii Chief



Illinii Warrior




Jack Frost




Jan Van Leeuwen




Kameno Wegoromo




klausii



Krinklet White




lactifl. Wildform




Le Eticelante




Le Printemps




Little Red Gem




Louise Machel




Mahogani




mairei




Man O War




Marie Antoinette




mascula




mlokosewitschii




Mobuchi




Montezuma




Nancy




Nathalie




off. China Rose




off.J.C. Weguelin




off. Mollis




off.Monte Baldo




off. ssp. Banatica



Paula Fay




pereg. Otto Fröbel



peregrina


Staudenpfingstrosen – Einfach




peregrina Fire King




perereg. Sunshine



Pillow Cases




Pink Chalice



Pink Princess



Postillion




Prarie Moon




Quad




Red Red Rose




Red Romance




Red Velvet



Requiem




Rosenball




Rubin




Rubinschale




Ruschlight




Sanktus




Scarlet o Hara



Schwindt




Sea Shell




Seraphim




smouthii




Soft Salmon Joy




Squirit




Starlight




Sunlight



tenuifolia




tenuifolia Rosea




Tranquil Dove




veitschii



veitschii lila hoch




veitschii lila nieder



veitschii hoch




Whatteau



White Inocence


Staudenpfingstrosen – Einfach/Gefüllt




White Wings




Whitly Mayor




Wilbur Whright




wittmaniana




witt.Avant Gard




witt. Mai Fleuri




x chamaelon längl.Blät.




x chamaelon rundeBlät.




x chamaelon hell



x chamaelon dunkel




Adolphe Rousseau



Albatre




Alice Harding



Alesia




Alma Hansen




Angel Cheeks




Angelo Cop Freeb.



Ann Cousin




Aramata




Armistice



Attar of Roses




Augustin de Hour



Autens Red Sport




Avalanche




Baroness Schröder




Better Times




Black Monarch



Blusch Queen




Bowl of Cream




Bridal Gown




Bunker Hill



Candeur



Carol



Celebration



Charly's White


Staudenpfingstrosen – Gefüllt




Cherry Royal



Chiffon Parfait




Chinese White



Chippewa




Chocolate Chip




Command Performand




Convoy



Courone de Or




David Harum



Diana Parks



Dinners Platte




Distinction



Doris Cooper




Dr. Alex. Flemming



Dr. H.C. Steffen




Duchesse de Nemour



Duscher



Edgar Jessup



Edulis Superba



Eismayer




Elise Renault




Ellen Rosa



Elsa Sass




Erhard Weiß



Etched Salmon




F. Koppius



Falcon



Felix Crousse




Festiva Maxima




First Lady



Florence Nicholls




Fokker



Gardenia



Gene Wild



General Mc Maholm


Staudenpfingstrosen – Gefüllt




Georgine Shailor




Germaine Bigot




Gilbert Barthelot



Gillian




Ginko Nishiki




Gitschi Rosa




Granat




Hary L. Smith



Haselberger



Henry Bockstoce




Highlight




Honey Gold




HongJanZengHui




HuangJinLun




Inspecteur Lavergne




Jean Bockstoce




Jessie Gist




JohnHowardWiggel



Joseph Alletti




Judy Ann




June Rose




Kansas




Karafune




Karl Rosenfield




KatharinaHavemayer




Katharine Fontijn




King Midas



Kirin Maru




Königin Wilhemina



L' Eclantante




La Loriane




La Perle



Lady Alex. Duff



Lady Anna



Lady of the Snow

Staudenpfingstrosen – Gefüllt



Lady Orchid




Lavender Bouquet



Le Cygne



Little Red Heat



Longfellow



Lord Avebury




Lord Kitchener




Louise Barthelet




Madam Jules Dessert




Many Happy Return




Margarete Trumann




Margarete Klose




Marie Lemoine



Marry Brand




Martha Bulloch



Miss Eckardt




Mister Ed



Mme. Emile Debantene




Mme. Gaudichau




Mo Zi Ling



Modeste Guerin




Mons. Jules Elie




Mons. Martin Cahuzac




Moon River



Mothers Choice




Mrs. Edward Harding




Mrs. F.D. Roosevelt




Music Man



Myrtle Gentry




Nancy Nicholls




Nancy Nora



Nick Shailor



Noemy Demay



off. Anemonif. plena



off. Alba plena

Staudenpfingstrosen – Gefüllt




off.mutabilis plena




off.rosea plena



off. rubra plena



Old Faithfull




Paul M. Wild



Pecher




Peter Brand




PfeifersRedTriumph




Phillipe Rivoire




Pierre Dessert




Pillow Talk




Pink Giant




Pink Parfait




Potsi Plena



President Roosevelt




Raspberry Sunday




Rauenthal




Red Carpet




Red Charm




Red Comet




RedDragon in Red Pool




Red Ensign




Red Giant




Red Magic




Reine Hortense




Rosa Klose



Rose Marie




Rozella




Ruth Cobbs



Salmon Glory




Sarah Bernhard




Sator



Serene Pastell



Shawnee Chief




Shirley Temple

Staudenpfingstrosen – Gefüllt




Solange



Sorbet



Souv.de Louise Bigot




Sugar Boy



Summer Glow




Surprise




Susie Q.




Taff



Tempest



tenifolia plena




The Might Mo




Thuma Rot



Thura Hires




Top Brass




Torch Song




Valentin Rosa




Victor de la Marne



Vogue




Wiesbaden



William F. Turner



WuHuaLongZu



Yukuhara



Pflanzweise der Staudenpfingstrosen

Sie benötigen einen guten, sorgfältig vorbereiteten Boden und sollten normalerweise in einem Mindestabstand von 80 – 90 cm gepflanzt werden. Die Erde, in der Paeonien (Pfingstrosen) wachsen sollen, muß gründlich verbessert werden. Eine organische Düngung z.B. Hornspäne ist bei weitem die beste Maßnahme, kein Mineraldünger mit hohem Stickstoffgehalt. Die Bodenvorbereitung ist perfekt, wenn man während der Vorbereitung vorsorglich Kompost und Sand dem Erdreich untermischt.


Für die Einzelpflanze sollte die Erde 60 – 70 cm im Quadrat und 40 cm tief bearbeitet werden.

Sind die Bodenvorbereitungen abgeschlossen, wird gepflanzt. Das Loch muß etwas größer sein als das Wurzelwerk und die Triebe (Augen) so weit mit Erde bedeckt werden, daß sie 3 cm unter der normalen Bodenoberfläche liegen. Nach dem Pflanzen tritt man die Erde leicht mit dem Füßen an und wässert reichlich.


Die Pflanztiefe hat einen entscheidenden Einfluß auf die zukünftige Entwicklung der Pflanzen. Wenn eine Paeonia zu tief steht, wächst sie zwar häufig normal, blüht aber nicht oder kaum. Daher ist es wichtig, die Erdhöhe über den Augen (Trieben) zu beachten.

Ein Winterschutz kann sich im ersten Winter nach der Pflanzung ebenfalls als vorteilhaft erweisen z.B. Tannen oder Fichtenreisig. Dieser Schutz wird bei Wachstumsbeginn entfernt, wobei auf die sehr leicht brechenden neuen Triebe geachtet werden muß.

Staudenpfingstrosen – Halbgefüllt/Japan



Aerie



Airway




Albuquerque




Alexander Wollcott




Alstead




Ama No Sode




Barrington Belle




Blitz Torz




Bo Peep




Bowl of Beauty




Break o Day




Bu Tee




Buckeye Belle




Carrara



Charles Burges



Chief Justice




Chocolate Soldier




Circus Circus




Cora Stubbs




Coral Charme




Coral Fay




Coral Magic




Coral Sunsett




Coral Supreme




Crusander




Cuckoos Nest




Cytherea




Do Tell




Doreen




Evenig World




Fancy Nancy




Gay Pare



Gertrud Allen



Glowing Candles



Green Hallo


Staudenpfingstrosen – Halbgefüllt/Japan




Hari Ai Nin




Hitparade



Illinii Belle




Immaculee




Largo




Laura Dessert




Lemon Chiffon




Lilac Times




Louise Arleen




Lotus Queen




Lulaby Coos




Lustrous




Maria Stuart



Macinand Grand




Miss Amerika



Mme. Butterfly




Nelly Shailor




Neon




Nice Gall




Nippon Parade




Oh My




Paladin



Peach Fluff




Petite Elegance




Petite Rene



Pink Cameo




Pink Champagne




Pink Cutie




PinkHawaianCoral




Pink Lemonade




Pink Orange




Pink Platters



Plainsmann




Primavera




Quiao Ling


Staudenpfingstrosen – Halbgefüllt/Japan




Raspberry Rose




Red Emperor




Red Star



Robert W. Auten




Rosedale




Santa Fee




Sebastian Maas




Sitka




Smokie Joe




SofSalmonSaucer




Some Ganoke




Soshi




Surugo




Sword Dance



Tecumseh




Valentin Rot




Vanilia Twist




Velma Atkinson



Veritas




Vista




Westerner



White Cap



Wladyslawa



Zu Zu



Red Charm




Pink Hawaiian Coral


Neuzüchtungen Miely 2009



Alberich
kräftiges Rot mit
Flammenmitte
mittlere Blütezeit



Brünnhilde
Rosa, sehr standfest,
niedere Pflanze,
frühe Blütezeit



Donner
Rosa, mit gelber Mitte
mittlere Blütezeit



Erda
Weiß, im Aufblühen zart-
gelb, sehr standfest,
sehr frühe Blütezeit



Fafner
Rosa mit gelben Staub-
fäden, mittlere Blütezeit



Fasolt
Rosa mit gelben
Staubfäden,
mittlere Blütezeit



Freia
Weiß mit gelber Mitte
späte Blütezeit



Fricka
Rosa mit zarten weißen
Adern
frühe Blütezeit



Loge
Lilarosa mit oranger Mitte
mittlere Blütezeit



Mime
Weiß, im Aufblühen zart-
rosa, sehr standfest!
sehr frühe Blütezeit



Siegfried
Dunkles Rot, Austrieb und Stengel der Pflanze ebenso,
mittlere Blütezeit; rechts: Siegfried im Austrieb

Sieglinde
Rosa mit zarten weißen
Adern, frühe Blütezeit

Sigmund
klares Rot, schönes Laub,
frühe Blütezeit

Wotan
Rot, mit geschlitzten
Blättern, frühe Blüte



Pfingstrosentaufe 2012

unter Assistenz von Biogärtner
Karl Ploberger


Foto links:
Götterdämmerung – Dr. Neuhauser

Foto mitte: Rossweiße – Ing. Heuberger

Foto rechts:
Walküre – Gtm. Gebhard




Die Züchtungsarbeit einer neuen Pfingstrosensorte:



Samenkorn im
September



Jungpflanze
18 Monate alt



Jungpflanze
24 Monate alt




Jungpflanze am
Feld 4 Jahre alt



Die erste Blüte
nach 6-7 Jahre

Nachdem die Pflanze das erste Mal geblüht hat, beginnt die Vermehrung der auserwählten neuen Sorten, dieses nimmt noch einmal 5-7 Jahre in Anspruch.

Neuzüchtungen Miely 2012



Flösshilde

einfache Blüte, aussen rosa nach innen heller verfarbend, mittlere Blütezeit



Gerhilde

Japantyp, rosa mit gelber Füllung, mittlere Blütezeit




Götterdämmerung

Japantyp, dichtgefüllt mit leuchtendem rot, mittlere Blütezeit



Grane

gefüllt, Weiß mit Roten Flecken, Standfest, späte Blütezeit



Grimmgerde

gefüllt, rosa ins hellrosa wechselnd, kompakter Wuchs, mittlere Blütezeit




Grimhild

gefüllt, Rosa, kompakter Wuchs, mittlere Blütezeit



Gunther

einfache Blüte, sehr leuchtendes dunkles Rosa, mittlere Blütezeit



Gutrune

Japantyp, sehr glänzendes Laub, Standfest, mittlere Blütezeit



Hagen

einfache Blüte, leuchtendes Lilarot mit gewellten Blütenblätter, mittl. Blütezeit




Nothung

gefüllt, sehr dunkles Rot, kleine zerfranste Blüte, mittlere Blütezeit




Papagei

einfache Blüte, Weiß mit roten Punkten, Standfest, mittlere Blütezeit




Rheingold

Japantyp, im Aufblühen zartrosa, schöne cremegelbe Mitte, mittl. Blütezeit



Rossweisse

einfache Blüte, sehr dekoratives glänzendes Blatt, sehr Standfest, frühe Blüte




Walhall

Spdyertyp, lilarot, kann auch halbgefüllt blühen, mittlere Blütezeit




Walküre

halbgefüllt, rosa, glänzendes Blatt, sehr frühblühend




Wellgunde

einfache Blüte, Zartrosa mit weißer Mitte, mittlere Blütezeit



Woglinde

einfache Blüte, zartrosa im Verblühen ins Weiße gehend, DUFT! mittl. Blütezeit



Rossweisse



Gunther




Walküre


Strauchpfingstrosen




Alhambra



Angelet



Anna Maria




Aotheraroa




Aphrodite



Ariadne




Asahi Minato



Athlethe




Banquet




Baron de Ales




Beaut de Twickel




Black Panther




Black Pirate




Blanche de His




Boreas




Brocaded Gown




Cathedral Echo




Caroline Bay




Carnea plena




Cardinal Vaugham




Candy Floss




Cheeful Charlie




Chinese Dragon




Chorujaku




Comp. of Serenity



Comtesse de Tuder




Coronation Splendor



Corsair




Crystal Clear




Damask




Deadalus



delavai



Demetra



Dou Lou



Duchesse de Morny

Strauchpfingstrosen




Eldorado



Er Quiao



Este Indien



Feng Dan Bai



Firstlight NZ



Flambeau



Flaschlight




Fusonotsukasa




Gaugain




Georges Paul




Glowing Ambers




Godaishu




Golden Bowl




Golden Horn



Golden Isles




Golden Thunder




Golden Vanities




Goshozakura




Grandmas Hat




Hakugan




Hakuoh Jishi




Hana Daijin



Hana Kisoi



Hanaasobi




Hanabi




Handl Manzetti




Happy Days




Harvest




Hatsu Garashu



Helen Martin




Hephaestos



Hesperus



High Noon



Higurashi



Hoki


Strauchpfingstrosen



Houmei




Hua Er Quiao



Hu Hu Die




Hyacasen




Icarus




Illumination



Imamuraasaki



Iphigenia




Irojiman




Jean de Arc



Jushi




Kamata Fuji



Kamata Nishiki




Kaow




Kasugano




Kinkaku S.d.M.Comue




Kinko Alice Harding




Kinshi Chromatella




Koi Kagura




Koka Mon




Kokonotsukasa




Kokuryu Nishiki




Kronos




L'Aurore




La Ville de St.Denise




Leda




L'Ésperance




Lilith




Liquid Amber




Louise Mouchelet




lutea var. Ludlowii




Marchioness



Meikoho



Meteor Brilliance




Midnight Magnolia

Strauchpfingstrosen




Mikasa Yama



Mme Andre Devillens




Mme Laffay




Mme Louise Henry



Mme Marie Closon




Mme Stuart Low




Mme Thibault




Mme. Victor Gillier




Murad of Hershey Bar




Muragarasu



Naniwa Nishiki




Narcissus



Negricans



Nike



Ohujinishiki




Orion



Osiris



Otomenomai



Oukan



Pacific Wonderland




Perfection



Pluto



Price Gift




Prometheus



Redon




Regent




Reine Elisabeth




Renkaku




Renow




Right Royal



Rinpou




Rising Sun



Robert Fortune




Roman Gold



Rose Flamme

Strauchpfingstrosen



Ruby Bay



Rufflet Sunsett



Satin Rouge



Savage Splendor



Seidai



Shiko



Shima Daijin




Shimanofuji




ShinJitsugetsuNishiki




Shin Kokushoku



Shin Kumagei



ShinShichifukujin



Shintoen



Shinfuso



Shirotae




Shima Nishiki



Shiunden



Shownonhokorie



Signal Beauty




Silver Sails



Southern Beauty




Souv. de Ducher




Souv. de Etienne




Souv. de Couvelline



Spellbound




Spring Carneval



SpringtimeGlory




Suminagshi




Summer Night




Sunrise




Tama Sudare




Tamafuyo



Tayio




Teni




Terpsichore


Strauchpfingstrosen



Tessera




Themis




Thunderbold




Tria




Urania




Vesuvian




Waucadah Princess




Wings of the Morning




XueYingTaoHua




Yachiyo Tsubaki



Yaezakura




Yagumo



Yao Huang




Yatsukajishi



Yoshinogawa




Yoyo No Homare




Yukizasa



Zenobia



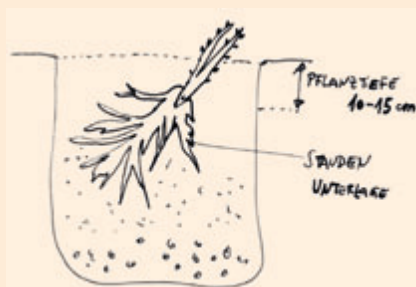
Zephyrus



Zhi Hong

Pflanzanleitung für Strauchpfingstrosen:

Der Boden sollte vor allem durchlässig sein. Verdichtete Böden sollten in einen halben Meter Tiefe eine Drainage mit groben Schotter erhalten. Die Erde in denen Strauchpfingstrosen wachsen, muss gründlich verbessert werden. Eine organische Düngung (Hornspäne) ist bei weitem die beste Maßnahme, keinen Mineraldünger mit hohen Stickstoffgehalt verwenden! Die Bodenverbesserung ist perfekt, wenn man während der Vorbereitung Kompost und Sand untermischt. Die Pflanztiefe der veredelten Strauchpfingstrose sollte 10-15 cm über der Veredelungstelle des Edelreises liegen, damit diese eigene Wurzeln bilden kann um zu einen großen Strauch heranwachsen zu können. Bleibt dies aus, stagniert das Wachstum. Legt man die Pflanze schräg bei der Pflanzung, ergibt das einen dichteren Austrieb.



Schräg gepflanzte Paeonie



Vorsicht bei Veredelungen, falls Unterlage der Staudenpfingstrose durchwächst, diese Unbedingt entfernen!!

Rockii




Baron Tyssen




BeiGuoFengGuang



Dojean




Ezra Pound



Gu Fu Ren




Guardian of Monastery




Hei Feng Die




Hong Lian




Hong Zian Nü




Hu He




Hui He hell




Ice Storm




Jiao Rong




Ju Hua Bai




JuHuaFengGuang




LongYouErQuiao




Long Yuan Xue




Luella




Lydia Foote




Mme.MarieHermand




Rock US Typ




Rock UK Typ



Rock Weiß Garten



ShuShengPengMo




SouvLotharParlasca




Xiang Mao




XueLiCanYin




You Die



YouLouLianDan



ZiGuanYouDai



Zi Jan

Rockii

Paeonia rockii (Chinesische Wildform) ist durch Einkreuzung anderer Arten von Strauchpfingstrosen optisch leicht erkennbar, am dunklen Basalfleck, aber wegen der besonderen Eigenschaften (Winterhärte, Robustheit) auch sonst eigenständig. Heimat Nord-West China. Das Blütenlaub ist feiner als bei anderen Strauchpfingstrosen, Wuchshöhe bis über 2 m.

Die Rockii haben auch einen viel stärkeren Wuchs als die anderen Strauchpfingstrosen, man kann sagen sie wachsen doppelt so schnell wie die anderen Arten.



Rockii Hong Lian 5 Jahre alt



Rockii Weiß Garten 5 Jahre alt



Rockii Hui He-hell



lutea var. Ludlowii
wird bis zu 3 m hoch



Strauchpfingstrose suff.
Rinpou




Strauchpfingstrose High Noon
mit Nachblüte im September


Intersektionelle Hybriden




Bartzella




Border Charm




Canary Brilliants




Challies Memory



Cora Loise




Court Jester




First Arrivial




Garden Treasure




Hillery




Joanna Marlene




Julia Rose




Kopper Kettle




Lafajete Escadrille



Lemon Dream




Lollipop




MarginalMyst.Tour




Morning Lilac



Norwegian Blush




Old Rose Dandy




Oriental Gold




Pastel Splendor




Prairie Charm



RedDoubleSeedling




Scarlet Heaven




SequesteredSunshine




SmithFamilieYellow




SonomaKarleidoscope




Unique




VickingFullMoon




White Emperor



YankeeDoodleDandy



Yellow Chrown



Yellow Emperor



Yellow Heaven



Yellow Waterlily

Intersektionelle – Itoh Hybriden

Itoh Hybriden oder Intersektionelle, sind Kreuzungen zwischen Strauch- und Staudenpaeonien. Dieser Zuchterfolg gelang 1954 Toichi Itoh in Japan, den zu Ehren diese Gruppe so benannt wurde. In der Blüte herrschen die Eigenschaften der Strauchpaeonien vor, während im Laub und im Wuchs die Staudenpaeonien dominieren.

Die meisten von ihnen verhalten sich wie Staudenpaeonien, d. h. sie frieren im Winter zurück und treiben im Frühjahr wieder aus. Ausgewachsene Pflanzen bilden kugelige Formen, auf denen sich schön regelmäßig verteilt die Blüten öffnen, Höhe der Pflanzen ca. 1 m. Die Intersektionellen zeichnen sich durch eine verzögerte Blüte aus. Das heißt, die Blüten öffnen sich nicht wie bei den Strauchpaeonien alle ziemlich konzentriert, sondern blühen etwas versetzt mit vereinzelt Blüten nach, so dauert die Blütezeit ca. 2 bis 3 Wochen, was eine deutliche Verbesserung gegenüber Strauchpfeingrosen ist.

Weiters sind die Blüten völlig Regen- und Windfest.

Die Blütezeit beginnt mit den späten Strauchpfeingrosen so um Ende Mai bis erste Juniwoche.

Pflanzenanleitung Intersektionelle – Itoh Hybriden:

Die Pflanzung der Intersektionellen Hybriden erfolgt so ähnlich wie bei den Staudenpfeingrosen, die Knospen der Pflanzen werden ca. 3 bis 5 cm unter der Oberfläche gepflanzt. Der Rückschnitt der Pflanzen erfolgt im Oktober, es werden alle oberirdischen Pflanzenteile abgeschnitten, auch die möglicherweise verholzten Triebe, die Pflanze treibt durch diesen Rückschnitt im folgenden Jahr willig durch. Standort sonnig bis halbschattig.



Bartzella



Julia Rose



Lollipop



Bartzella



Intersektionelle
in voller Blüte

Miely's Pfingstrosengarten

Michael und Anneliese Miely
A-4611 Buchkirchen - Uttenthal 4
Tel: 0043-(0)7242-28415
Fax: 07242/28415-4
Mobil: 0699/1175 9708
E-Mail: paeonia.miely@gmail.com

www.paeoniamiely.com



Sämlingspflanzen bei der ersten Blüte

Coral Charm wird im verblühen cremegelb



Über 420 verschiedene Sorten Staudenpfingstrosen, 226 Sorten Strauchpfingstrosen, 35 Sorten Intersektionelle Hybriden blühen von Anfang Mai bis Mitte Juni in unserem Pfingstrosengarten.

Besuchen Sie uns zur Blütezeit, genießen Sie diesen herrlichen Anblick und wählen Sie Ihre persönlichen Favoriten für Ihren Garten!

Wir freuen uns auf Ihren Besuch!

Unser Vermehrungsfeld

