

# Hosta Happenings

The Newsletter of the Northern Illinois Hosta Society

ISSUE 92

MARCH 2016

## 2016 CALENDAR AT A GLANCE

- **Mar 13, Spring Pot Luck & Garden Tool Swap, Downers Grove**
- **May 1, Spring Symposium & Plant Pickup, Friendship Pk, Des Plaines**
- **June 4 & 5, Hosta Leaf Display & Plant Sale, Chicago Botanic Garden**
- **June 15-18, American Hosta Society Convention in St. Louis, MO**
- **June 25, Annual Bus Tour to Milwaukee & SE Wisconsin**
- **June 26, Hosta Garden Walk #1, Spring Grove**
- **July 7-9, Midwest Region Hosta Society Convention in Champaign, IL**
- **July 17, Hosta Garden Walk #2, Naperville**
- **July 31, Hosta Garden Walk #3, Crystal Lake**
- **Aug 14, Hosta & Companion Plant Auction/ Fund Raiser, Hinsdale Community House**
- **Sept 18, Pot Luck & Annual Mtg, Lombard**
- **Dec 4, Holiday Party, Crystal Lake**

## President's Letter

Let's hope that by the time you read this there might be a faint scent of Spring in the air. We will probably have to wait a little longer for plants to emerge—except for very early ones, like our hellebores which last week were coming up under the snow. Winter has been relatively kind to us this year, but I won't be sorry to see it leave.

Before looking ahead to what's in store for NIHS in 2016, let me look back briefly on the last few months of 2015 and shout out a big THANK YOU to Penny and Carl Fulkerson for hosting our annual meeting in September. They have been most generous in sharing their home with us for several of our events over the last few years. Carl was only a month out from knee replacement surgery, yet there he was greeting people and leading everyone around their house and garden. Penny and Carl are NIHS treasures. So are Ron and Judi Asselborn, whose festive home was the destination for our Holiday Party in December. Sincere gratitude to them for stepping forward and opening their lovely home for a wonderful party.

The board has met twice during the "off season," and for the first time in a quite a few years we have a complete calendar for the year. Many thanks to VP Mark Rekoske for his hard work to get all our events booked early. Information about several of them is inside this newsletter. *Continued next page*



## In this Issue:

New Members	2
Spring Potluck	3
Spring Symposium	4
Sponsor Plants	5
In Memoriam	6
Bus Trip	7-9
Vendor Ads	10-12
Let's Talk Hostas	13
June Garden Walk	14
Dirty Hostas	15
Plant Markers	16
Gardening Resolutions	17
Cantigny Progress Report	18
Hostas & help Wanted	19
Hosta Library	20
Sept 2015 Potluck	21
Perennial Anemone	23
Holiday Party	24

## President's Letter *continued*

Our first event, on March 13, is the always fun Spring Potluck and White Elephant Tool and Accessory Swap. I'm sure our excellent NIHS chefs will provide us once again with many delicious, delectable delights. And who knows what artfully wrapped discarded treasures will be available to those who participate in the swap? You won't want to miss it! Thank you, Mary Ann Brucher, for being our host.

On May 1 we will be back at Friendship Park Conservatory in Des Plaines for the annual Spring Symposium. Sponsor plants supplied by Bob Solberg will be ready for pickup (order information follows), and Mark Zilis will be our featured speaker.

When the calendar turns to June, things *really* get busy. Leading off is the Hosta Leaf Display and Plant Sale at Chicago Botanic Garden on June 4 and 5, followed 10 days later by the AHS Convention in St. Louis, then the annual NIHS Bus Trip on June 25—this year's destination is Milwaukee and SE Wisconsin. Then our first Hosta Garden Walk will be in Spring Grove on June 26. That's the first half of the year in a nutshell.

Throughout the growing season, we will continue to work in the hosta garden at Cantigny Park, adding plants and hardscape while maintaining what we have created so far. It's shaping up very nicely. A big thank you to our volunteers who have donated their time so willingly to this project! We expect to submit our application to become an AHS National Display Garden before the end of March.

As always, the board would welcome your comments and ideas about our program for the year. Please let us know what you like and don't like, and tell us if there are other things we should be doing. We really do welcome your input.

Finally, a warm welcome to our newest advertisers Barry Ankney & Penelope Bocelli with White Oak Nursery near Peoria. Thanks!

I hope you all have a great 2016 in your gardens, and I look forward to seeing you at our NIHS events.

**Barbara**

## New Member Welcome!!

### A special welcome to our newest hostaphiles!

- \* **Keith & Sue Barkdoll, Naperville**
- \* **Jack Barta, Cedarburg, WI**
- \* **Lois Berthoud, Naperville**
- \* **Nancy Carroll, Naperville**
- \* **Allen & Connie Kent, Sugar Grove**
- \* **Debbye Simpson, Downers Grove**
- \* **Carol Van Driel & Dane Relle, McHenry**
- \* **Lynn Sullivan, Oak Brook**
- \* **Sandra Wiarda, Wheaton**




Join the NIHS by contacting Mike Kraus, Membership Chairman, 6311 Carrie Ct, Crystal Lake, IL 60014 with your check for \$20. Please include your name(s), address, phone #, and current email address.

Family membership dues are \$20 for 2 years includes email versions of 4 newsletters.

Email us at [NI.hosta@gmail.com](mailto:NI.hosta@gmail.com). Call Mike @ 815-356-8569. Visit our website @ [www.NorthernIllinoisHostaSociety.org](http://www.NorthernIllinoisHostaSociety.org).

## HOSTA HAPPENINGS



## SPRING POTLUCK AND WHITE ELEPHANT TOOL SWAP


SUNDAY, MARCH 13, 1:00 pm Host: Mary Ann Brucher

EVERYONE IS INVITED to come to the first NIHS gathering of the year to enjoy the fellowship of visiting with old friends, the food from excellent NIHS cooks, and the fun of the swap.

Everyone should bring an appetizer, salad, side dish or dessert to share. Main dish, tableware, and beverages will be provided. Be sure to contact Hospitality Chair Nancy Bodinet at [bodinet@sbcglobal.net](mailto:bodinet@sbcglobal.net) or 847-550-0897 to let her know you will be coming and what you will bring.

The tool and accessory swap is an NIHS tradition that can be lots of fun if you get in the spirit. All you need to participate is a **USED** garden item—**DO NOT** buy something new! Here's how it works:

1. Bring a garden tool, accessory, yard ornament or any other garden-related item that you don't like, can't use, or no longer want.
2. Add to the fun by wrapping it in a way that disguises what it is.
3. At the swap, choose from among all the treasures.
4. If don't like your choice, wrap it up and bring it back next year!



NIHS swap lore is filled with tales of items that turned up for five years in a row, and with descriptions of recipients' bewildered faces that seem to say, "What is this thing?" Let's add to that lore this year!

**HOW TO GET THERE:** : Mary Ann lives at 3821 Florence Avenue in Downers Grove. **From the west**, take I-88 east to the Highland Avenue exit. Turn right (south) after the tollbooth, continue to 39<sup>th</sup> Street and turn left. Continue to Florence Ave., turn left, and proceed to 3821 on the right. **From the north**, take I-355 south to I-88 east (toward Chicago). Stay to the right as soon as you merge onto I-88 because you will almost be at the Highland Avenue exit, where you will get off and proceed as above. **From the east and south**, get onto I-88 west and proceed to the Highland Avenue exit. Turn left (south) at the end of the ramp and go to 39<sup>th</sup> Street. Turn left and proceed as above.

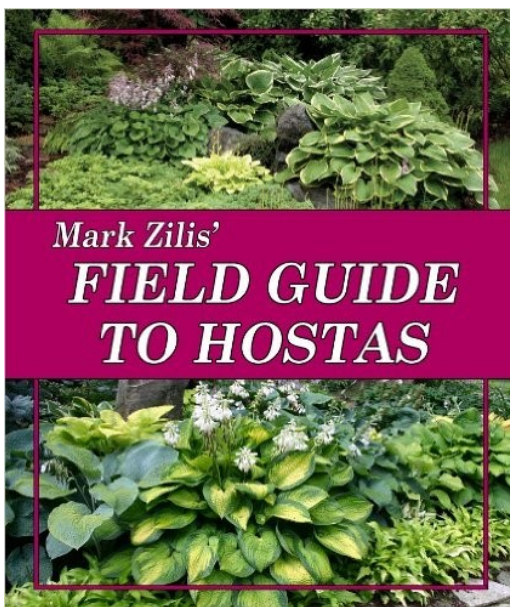
## Spring Symposium and Plant Pick-up Sunday, May 1, 2016

Our Spring meeting returns to the Mt. Prospect Park District's Friendship Park Conservatory on Sunday, May 1 from 1:00 to 3:00 p.m. One of the leading authorities on hostas, a world-famous author and a member of NIHS, Mark Zilis, will address our members and guests. Mark's presentation, "Hostas of Distinction", will describe the highlights of his hosta career over the last 38 years. He will include the plants, the people and the places he has encountered through the years. His commentary and stunning photographs will entertain and educate our members.

After he completed B.S. and M.S. degrees in Horticulture at the University of Illinois at Urbana Champaign, Mark Zilis was employed by Walters Gardens, Inc. where he supervised the world's first tissue culture laboratory dedicated to the propagation of herbaceous perennials. In 1981 he left Walters and has since owned and operated three commercial nurseries. From 1992 to 2014 Mark owned Q & Z Nursery in Rochelle Illinois. Currently, he operates A to Z Perennials, Inc. which produces Stage 3 hostas and other perennials for the wholesale industry from a tissue culture lab in Rochelle.

Mark has been a member of The American Hosta Society since 1980 and was the 2001 recipient of the AHS Alex J. Summers Distinguished Merit Award. He has introduced over 300 hostas to the nursery trade including 'Sugar and Cream',

'Pineapple Upsidedown Cake', 'Victory', 'Summer Breeze', 'Frosted Mouse Ears', 'Holy Mouse Ears', and 'World Cup'. He is the author of three books about hostas, [The Hosta Handbook](#) (2000), [The Hostapedia](#) (2009), [Mark Zilis's Field Guide to Hostas](#) (2014). He is currently working on several new books.



### Driving Directions:

Your destination is 395 West Algonquin Road in Des Plaines. Friendship Park Conservatory is located on the south side of Algonquin Road (Route 62), one-half mile east of the intersection with Elmhurst Road (Route 83).

Traveling westbound on the Northwest Tollway (I-90), exit at Elmhurst Road and go north .7 miles to Algonquin Road (Route 62), turn right, and proceed .5 miles to Friendship Park.

Traveling eastbound on the Northwest Tollway (I-90), exit at Arlington Heights Road and go north .4 miles to Algonquin Road (Route 62), turn right, and proceed 3 mile to Friendship Park. From Route 53, exit at Algonquin Road (Route 62) and proceed east 5.5 miles to Friendship Park.

## Introducing 2016 NIHS Sponsor Plants

by Lou Horton

As you may know, our long time provider of custom grown hostas (Q&Z Nursery) is out of business. So this year we are getting our plants from Greenhill Farms in North Carolina. Normally, plants from there would have to be shipped bare root and then re-potted but thanks to Mark Rekoske who volunteered to pick them up when he is vacationing in that area, NIHS members will get their plants without the added cost of shipping and re-potting.



This year we are offering one hosta which is well known but fairly new to commercial sales and two new plants offered by Bob Solberg.

*The plants will be approximately the same size as in previous years (4 inch pot size). Twenty- five of each plant has been ordered. Each member will be limited to one of each plant and pickup will be at the Friendship Park Conservatory in Des Plaines at the spring meeting on Sunday May 1 which begins at 1 PM. Any surplus plants will become available at the conclusion of the meeting. **Each member ordering plants will be responsible for picking up their plants in person or for making arrangements for someone else to pick them up. Any plants not picked up will be considered a donation to the NIHS.***



**H. 'Blueberry Waffles'** (top photo) This spectacular blue giant is a cross between 'Spilt Milk' and 'Abiqua Drinking Gourd'. It was registered in 2008 but is just now becoming widely available. It features almost round leaves which are wavy in form combined with a color which reminds some of the color of blueberries.

I fell in love with 'Blueberry Waffles' when I first saw the mother plant at a convention and have pestered Bob Solberg annually about it until he agreed to offer it to us this year.

**H. 'Ambrosia'** (middle photo) This 'Guacamole' sport boasts blue edges with a gold center. Bob Solberg says that like 'Guacamole', it grows very well and is fragrant. It will be a large plant similar to its parent.

**H 'Chorus Girl'** (bottom photo) A small, tight clump of bright gold foliage which features leaves which are cupped and puckered. This is a Doug Beilstein seedling.



## In Memoriam

### Margaret Eyre the Hosta Queen

Margaret Sander Eyre was known as the “Hosta Queen”. Mother of Rich Eyre of Rich’s Foxwillow Pines in Woodstock, Margaret began growing and propagating hostas at age 70 at the nursery. Margaret led a long and productive life before she discovered hostas. She was born on a tomato & onion farm near Chicago during World War I. She married a cowboy from Wyoming during World War II who was stationed at Navy Pier.



After a successful real estate career, Margaret & husband Leonard moved to rural Woodstock to start and manage their rental business for 45 years. In 1988 Margaret discovered hostas.

Margaret and her army of volunteers grew and propagated hundreds of thousands of hostas. Margaret donated over \$500,000 of hosta sales to Heifer International to relieve world hunger. Heifer International buys farm animals for people around the world with the agreement that those farmers would pass on their gift to others in their communities. Margaret received a Gift Ark Award in 2004 and the Heifer Certificate of Achievement for her hosta fund raising. Tom Micheletti thrilled Margaret by hybridizing and naming a hosta ‘Margaret Eyre’. Margaret was a long-time NIHS member & supporter.

Margaret worked every day at the nursery until she was 93 years old. Even to the end Margaret loved to share a glass of wine or brandy with friends and family. Margaret was laid to rest in Woodstock on Jan 16, 2016.



## Sponsor Plant Order Form

Name \_\_\_\_\_

Email address: \_\_\_\_\_

Phone number \_\_\_\_\_

Blueberry Waffles (\$10) \_\_\_\_\_ Chorus Girl (\$10) \_\_\_\_\_

Ambrosia (\$15) \_\_\_\_\_ One of each plant (\$35) \_\_\_\_\_

All orders must be accompanied by a check for the full amount made out to NIHS. If you wish confirmation that your order was received, either include your email address or a stamped, self-addressed. Orders should be sent to Lou Horton 1N735 Ingalton Ave, West Chicago, IL 60185 The order deadline is April 16<sup>th</sup>.

## Southeast Wisconsin Bus Tour 2016

Saturday, June 25

We will return to Southeast Wisconsin for a full day of garden tours including four of the best hosta gardens from the 2013 American Hosta Society Convention. We will also visit Boerner Botanical Gardens & Milaeger's of Racine, a destination nursery frequented by gardeners from throughout SE Wisconsin. There will be shopping opportunities at two private gardens and at Milaeger's.

We will depart at 7:00 a.m. on Saturday, June 25, from the Lincolnshire area, near the intersection of Interstate Highway I-94 and Illinois Highway 22 (Half Day Road). All registrants for the tour will be advised of the specific departure point and provided driving directions with their confirmations. We will travel by motor coach. No lunch stop is planned so plan to bring your own lunch (no alcohol please). NIHS will provide limited on board refreshments as well. We will go regardless of the weather so bring rain gear if the weather looks unfavorable.

We are limited to 52 participants so please sign up early to ensure a place on the bus.

*Dale Sievert's moss garden - serenity.*



Please arrive at the parking lot by 6:45 a.m. as the bus will leave promptly at 7:00.

COST: \$40 for NIHS members and members' spouses. \$50 for guests (includes a one-year NIHS membership). The cost will increase to \$50 for late entries received after April 22nd.



*Jack Barta's front yard garden.*

QUESTIONS: Email Mark Rekoske at [ma-rekoske@gmail.com](mailto:ma-rekoske@gmail.com) or call him at 224-622-1171.

The diversity of the tour gardens is quite dramatic. Be sure to book early as we anticipate a sellout.

### Garden Descriptions

#### Dale Sievert

Our first stop is in Waukesha. This unique moss garden has matured and expanded since the 2013 AHS Convention. Members of the American Horticultural Society may have caught an article in the January 2016 issue of its magazine, *The American Gardener*, featuring Dale Sievert as one of America's most notable moss gardeners. His collection includes over 50 species of mosses grown in over 300 containers and covering hundreds of rocks and boulders. The garden includes over 700 hostas of over 100 varieties. All companion plants in the garden were chosen specifically for their foliage. Thousands of antique paving bricks and cobblestones are used in walkways, patios, sitting areas, walls, and as edging. The gardens have three separate water features. About 10,000 fieldstones were brought into the gardens for terraces, planters, and edging. Dale did all the garden development and stone setting himself with only minimal assistance. *Continued next page*

## Southeast Wisconsin Bus Tour 2016 Garden Descriptions

### Chuck and Gayle Steele

The Steele's garden on a deep one acre lot in Cedarburg. Beginning in 1996 they created curving beds using truck-loads of soil to plant among the 42 varieties of trees on the lot. As the beds filled they reduced the lawn to make room for more plants. Over 1000 different hostas are interspersed with a variety of perennials. Fountains, bird baths, over 100 rose bushes, and retaining walls all add interest to the gardens. An intermittent stream bisects the rear of the lot and much of it was off limits at the 2013 AHS Convention. A combination winter cool greenhouse/summer outdoor living room is adjacent to the garage. Along with a multilevel deck there are ideal spaces for outdoor entertaining while viewing the garden.

### Jack Barta

Jack also gardens in Cedarburg, just blocks from its historic downtown on a quiet tree-lined street on less than an acre. In addition, his growing areas spill onto neighboring properties. Jack cautions that his is not a display garden as he grows hostas to sell. However, out front he grows many beautiful hostas interspersed with other plants and

*The Hendricks' include a wide variety of hostas & a sales area.*



*.Boerner Botanical Gardens Trial Garden*

Japanese maples in a pleasing design. Other parts of his property are designated for other functions. In some areas hostas are found in the ground in rows. Other areas have potted plants organized by cultivar, so that he can quickly gather the ones he wants to take to sell. The garden also includes a pergola structure used for potting, dividing and displaying hostas in pots.

### Marshall and Lori Henricks

For more than 20 years the Henrickses have collected and grown hostas in their one acre wooded garden in Menomonee Falls, a suburb of Milwaukee. Hundreds of varieties of hostas including huge specimen plants are staged throughout the garden. Among the hosta are lots of perennials, dwarf conifers, and fruit trees. Koi ponds and a stream are heavily planted and attract a variety of wildlife. Each year Marshall grows thousands of hosta liners to supply a small home-based nursery. The side of the driveway serves as a display and sales area for their operation.

### Boerner Botanical Garden & Trial Garden

We will visit the Boerner Botanical Gardens in Hales Corners, an internationally renowned horticultural showplace in the Milwaukee County Parks. The garden offers gardeners, plant lovers

*Continued next page*





## Southeast Wisconsin Bus Tour 2016 Garden Descriptions

and students the opportunity to take in the colors and scents of a variety of collections. Our visit will focus on the Boerner Trial Garden which has operated since 1950. The garden serves as a test site for the All America Rose Selections and a test garden for All America Selections flower trials. Over 400 plants will be in the garden under evaluation including over 40 hostas which are quite mature.

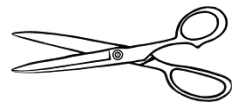
### Milaeger's of Racine

Boasting over 90 greenhouses, Milaeger's grows thousands of specialty annuals, bedding plants & perennials each year. They claim to offer consumers the widest



*Chuck & Gayle Steele's city lot is packed with amazing plants.*

array of plant material in the Midwest. In addition, Milaeger's offers nearly every variety of hardy trees, shrubs, evergreens, roses and pond plants suitable for Zone 5 climate conditions. Milaeger's also offers a wide selection of the finest garden tools, accessories, pottery, garden furniture and yard art.



## SE Wisconsin Bus Tour June 25 Order Form

Pease print this page and mail it with your check. Due date is 04/22/16

QUESTIONS: Email [marekoske@gmail.com](mailto:marekoske@gmail.com) or call 224-622-1171

Make checks payable to: Northern Illinois Hosta Society

Send to: Mark Rekoske, 10902 Hickory Nut Way, Richmond, IL 60071

Members	\$40X _____	= \$ _____
Guest	\$50X _____	= \$ _____
Late Entries	\$50X _____	= \$ _____
Total		\$ _____

Member Name \_\_\_\_\_

Guest Name \_\_\_\_\_

Telephone \_\_\_\_\_

**Please provide your email address below. Confirmation of your reservation, directions to the parking lot and the tour schedule will be sent to you via email.**



## **Specializing in *Hosta***

*Please visit our website for an online catalog of offerings.*

**We have over 600 varieties of *Hostas* for 2016.**

**We have purchased all of the hostas from The Hosta Patch, and will be adding many more varieties later this spring.**

*NIHS Members are welcome to come view our offerings.  
Please call for an appointment and directions when you are going to be in our area.  
Open Garden Days are June 4, 5, 11, and 12, 2016 - Noon to 4 P.M.*

# **White Oak Nursery**

**2209 County Road 810 E**

**Washburn, IL 61570-9373**

**(309) 369-2065**

**hostas@whiteoaknursery.com**

**www.whiteoaknursery.com**

**We also offer Daylilies, Bearded Iris and Siberian Iris**

H. Praying Hands



**In 2016 I will offer 20+ hosta cultivars grown here for four years but never offered before by me. My 2016 Hosta Sale is Saturday May 28th from 8 AM to Noon.**

**Other times by appointment.**

**Lou Horton 1N735 Ingalton Ave  
West Chicago, IL 630-293-7735**



*H. Victory*



Botanical Gardens – Arboretum – Garden Center



**Open House and Hosta Walk  
June 10-11-12**

**Nursery Open: April 10 – October 10  
Princeton, Illinois (815) 659-3282  
[www.hornbakergardens.com](http://www.hornbakergardens.com)**



**4-Season Event Center  
Weddings  
Corporate Meetings  
Events**

[events@hornbakergardens.com](mailto:events@hornbakergardens.com)



**Rich's Foxwillow  
Pines Nursery, Inc.**

**Hosta Sale and Bolivian Arts & Crafts Fundraiser  
June 4, 2016 August 27, 2016  
9am - 4pm**

**All proceeds from hosta sales benefit Heifer International  
and Bolivian arts & craft sales benefit  
Mano a Mano International Partners.  
Cash or Check only.**

*Hundreds of Hosta varieties always available!  
Lovely shade-tolerant conifers and Japanese maples  
make great companion plants for hostas. Tour the nursery and  
see unusual conifers, ginkgos, Japanese maples,  
European beeches and more.*

**March 19 - November 23: 8:00 - 4:30 Monday - Saturday  
November 28 - March 17: 8:00 - 4:30 Monday - Friday**

**11618 McConnell Rd. Woodstock IL 60098  
phone: 815-338-7442 fax: 815-338-7446  
email: [coniflora@richsfoxwillowpines.com](mailto:coniflora@richsfoxwillowpines.com)  
[www.richsfoxwillowpines.com](http://www.richsfoxwillowpines.com)**



How does your garden grow?

# Contrary Mary's Plants & Designs

We specialize in the unusual!

More than 500 hosta varieties

Dozens of peony varieties

Most available to order online!

Visitors welcome! We're located  
35 miles southwest of Chicago.

[www.contrarymarysplants.com](http://www.contrarymarysplants.com)  
(815) 521-9535

## HOSTA RATINGS AND HOSTA OF THE YEAR

The American Hosta Society ratings are the result of a popularity poll of AHS members. The American Hosta Grower's Association Hosta of the Year is selected by AHGA members. The AHGA is a trade organization for nurseries specializing in the growth and sale of hostas. These lists together represent the best-loved hostas by collectors and growers alike, which would make a wonderful start to your collection!

### AHS HOSTA RATINGS

#1 - June

#2 - Sagae

#3 - Liberty

#4 - Guacamole

#5 - Blue Angel

### AHS MINI HOSTA RATINGS

#1 - Pandora's Box

#2 - Blue Mouse Ears

#3 - Baby Bunting

#4 - Tiny Tears

#5 - Popo

#6 - venusta

### AHGA HOSTA OF THE YEAR

2015 - Victory

2014 - Abiqua Drinking Gourd

2013 - Rainforest Sunrise

2012 - Liberty

2011 - Praying Hands

2010 - First Frost

# Let's

## Talk Hostas

By Tom Micheletti



Are you excited yet? Well I am! I'm ready to see those hosta pips start poking through the ground! I know it's too early, but when the weather starts to warm and I start seeing spring bulbs pop, I get excited for my garden to green up. Winter has been long enough. Mr. Groundhog predicted an early spring, so let's get started!

If you haven't looked through those garden catalogs that have been coming in the mail and perused those websites selling your favorite plants, well then you're late! Any true gardener will get excited viewing a website with all those beautiful photos of our favorite plant. Lists of plants begin to get longer and longer each year. We all rationalize we have room for just a few more! 😊

Do a little research before ordering however. You don't want to duplicate plants that you already have or ones that are very similar to ones you already have. Carefully read descriptions and try to determine the parentage of a plant. Is it a seedling or sport? A seedling will be different from others due to the genetics of our hostas. If it's a seedling it will have genetics from both parents. A seedling is a plant grown from seed, grown on for several years for evaluation then introduced into the trade. Hopefully it has been registered with the American Hosta Society, the international registration authority for the genus *hosta*. See their website at [www.hostaregistrar.org](http://www.hostaregistrar.org). There is a wealth of information about the several thousand registered hostas. This is a great place to find the description about a hosta as well as the parentage, and whether it's a seedling or sport. There are unregistered hostas in the trade, and information is sometimes sketchy or sparse. For research purposes the AHS registrar website is very helpful.

All of the approximately 40 species of hostas are green, the way they grow in the wild. There are variegated sports of species, such as *Hosta*. 'Montana Aureomarginata', a sport found in the wild from the species, *H. montana*, but most variegated hostas are seedlings or

sports of other hostas. A sport is a variation of another hosta, either a variegated sport of an all green plant, such as *H.* 'Bridal Veil', a white margined sport of the all green *H.* 'Niagara Falls', or a sport of a variegated plant such as *H.* 'Autumn Frost', a wider margined sport from the narrower creamy margined *H.* 'First Frost', which itself is a sport of the all blue, *H.* 'Halcyon'.

In any case it is wise to do research before buying a hosta. I have *H.* 'Aurora Borealis', *H.* 'Frances Williams', *H.* 'Olive Bailey Langdon', and *H.* 'Samurai', in my garden. They are all yellow margined sports of *H.* 'Elegans'. They all look the same, and the way I can tell them apart is the label! I also have them in alphabetical order just in case the label gets lost! The name gives no indication that they all look so similar that it is near impossible to tell them apart. Thus do some research so as not to duplicate plants.

One way to get ideas for your garden as well as see more hostas and many of the newer varieties is to attend garden walks the society provides. This summer we have the privilege of having the Midwest Regional Hosta Society annual convention almost locally. It is in Champaign, IL, July 7-9. Visit their website, [www.midwesthostasociety.org/MRHS2016Convention.shtml](http://www.midwesthostasociety.org/MRHS2016Convention.shtml) for full information. The American Hosta Society Convention will also be almost local. It is being held in St. Louis, MO, June 15-18. Information is on their website as well at [www.americanhostasociety.org/Activities/Conventions.htm](http://www.americanhostasociety.org/Activities/Conventions.htm). Both conventions are annual events that are hosted by local societies or individuals around the region or the country in the case of the AHS. They are a full of activities and opportunities to learn more about hostas, see beautiful gardens and hostas, and meet new hosta friends. I hope you give these events a try, and I hope to see you this summer at both of them.

## Heinz Hosta Garden Walk Preview June 26 in Spring Grove

Our first Hosta Garden Walk will be in Spring Grove, IL on June 26. Sixteen years ago Joe and Robin Heinz started a shade garden under some elms with a dozen scraggly dogwoods, free from Joe's uncle. Since grass wouldn't grow, they planted a few hostas, and then a few more. Seven years later, a lush and thriving shade garden was established. When the Heinzes put their house up for sale, there was no question whether or not the garden should get packed up for the move. Friends and family helped dig and pot over 300 plants, shrubs and trees to move to their new home in Spring Grove.



*Preview of Joe & Robin Heinz' garden in Spring Grove, IL*



The lack of shade trees in their new acre lot was viewed as a challenge, rather than a deterrent, to continue gardening with their beloved hostas. Gardens were created around the house, to utilize shade from the building, and an extensive misting system was installed.

Large, full hostas now share space with heucheras, day lilies, grasses, and Echinacea, as well as ginkgo, and several unusual conifers. While the Heinz garden may no longer be in the shade, it is most definitely a hosta garden!

### Beat Winter Blahs:

### Start Some Hostas Indoors From Seed

Have you ever thought about starting hostas from seed? Yes, those seed pods will pop open and produce volunteers on their own, but if you can still gather a few seeds you can start them indoors for an interesting winter diversion. You can start the seeds now, or wait until February, when you're probably starting other garden seeds.

Here are the basics: Using clean flats and a sterile soilless germination mix, cover the seeds to a depth of 1/8" to 1/4". Bottom watering is recommended, then cover with plastic to maintain the humidity. At a temperature of about 75°, germination should take 12-15 days. When the seeds have sprouted, provide 16-24 hours of light per day, using cool-white fluorescent tubes about 2" above the plants. Keep the flats moist but not soggy — never let the seedlings dry out. At the 2-3 leaf stage they can be transplanted to individual pots, and watered with a water soluble fertilizer. Before moving to the garden, harden them off, just like any other plant started inside.

Note that hostas don't follow the rules of Mendel's peas, and you can't be sure of what you'll get, especially if the parents were variegated. But that just means the fun goes on long after pattering in the dirt during a Wisconsin winter!

*From Northern Wisconsin Hosta Society Northern Star OCTOBER, 2015*

## The Dirt on Dirty Hostas

by Conny Parsons

This photo was taken late September and shows only about 25% of the dirt, actually sooty mold, which was on the leaves throughout the summer. Two other hostas next to it were also infected. The second flush looked a little better by maybe 50%. Constant sprinkling and watering along with an occasional rain removed some but not all.

This blackish mold growing on hosta leaves is due to the sticky honeydew secreted by aphids (and other insects) living in overhead trees. The hostas in this area are under a crabapple, a maple, and not far from a black walnut tree. The aphids infect the new growth on many trees. The liquid they secrete as they feed is called 'honeydew.' This sugary substance is extremely sticky and clings to surfaces, including hosta leaves, windows and cars. Various molds then grow in the honeydew, creating a blackish appearance on hosta foliage. The only information/solution about sooty mold on hosta leaves we found was in Mark Zilis' "Field Guide to Hostas" pages 366–367.

Spray the foliage with water as honeydew appears; or (of course) move hostas to locations where they will not be subject to honeydew. Early spray with a mild detergent and water followed by sponging the leaves may help. Googling "sooty mold on plants" produced several other potential treatments for application early in the season. Spray with neem oil (2 T. per gallon) weekly while the problem persists. A simple baking soda spray is often effective at preventing fungal spores from settling onto vulnerable plants (1 teaspoon into 2 quarts of water, with a drop of liquid soap). Spray foliage once a week with this solution and after heavy rainfalls.

*Reprinted courtesy of DELAWARE VALLEY HOSTA SOCIETY Newsletter Fall 2014*



*Sooty Mold on H. 'Eternity' above & H. 'June' below*



### **H**OST A HOSTA SOCIETY EVENT

We have opportunities next year for members to host an NIHS event at their homes: our Spring 2017 Potluck and The Annual Meeting, Potluck and Plant Swap in September 2017. Sunday afternoons are preferred for these events, but the host gets to pick which one. NIHS will give \$100 toward the main course, place settings and beverages. Usually 30 – 40 people come and bring dishes to pass. Our Hospitality Chair will arrange help for setup and cleanup. If you can help, contact Barbara King at 630-879-2263 or [bhk430@att.net](mailto:bhk430@att.net).

HOSTA HAPPENINGS

**2016 Kincaid Plant Marker Program**

*By Colleen Gaudins*

NIHS will once again offer the opportunity to order P-Style Signature Series Kincaid stainless steel plant markers at a small discount to our membership and a rebate to the Society. Board member Colleen Gaudins will coordinate this group order and can be reached at [HRSColleen@aol.com](mailto:HRSColleen@aol.com) or (847) 520-5607 for more information or to include your selection(s) in the order. These markers are strong, do not bend or break and can be viewed at [www.kincaidgardens.com](http://www.kincaidgardens.com).

Markers come in bundles of 25 and the more markers ordered, the greater the discount our membership will receive. Distribution will be at the NIHS May 1 Spring Symposium held at Friendship Park in Des Plaines, June 4 or 5 at the NIHS Leaf Show held at the Chicago Botanic Gardens or by making individual pickup arrangements with Colleen.

Order deadline is **Monday, April 4**. Please note the estimated pricing listed below does not include shipping charges. The 2015 shipping charge



2016 Hosta of the Year - H. 'Curly Fries' with Kincaid marker



was \$2 per bundle ordered. The final cost to each member will be known when the group order is placed. Colleen will notify each member of their total amount due. Checks should be payable to NIHS but mailed to Colleen. Mail checks to 904 East Wildwood Drive, Prospect Heights, IL 60070.

Size	1 Bundle of 25	2 - 3 Bundles	4 or more Bundles
6 Inch	\$26.40 for 25	\$22.70 each	\$19.00 each
8 Inch	\$27.10	\$23.30 each	\$19.50 each
10 Inch	\$27.80	\$23.90 each	\$20.00 each
12 Inch	\$29.55	\$25.40 each	\$21.25 each
15 Inch	\$31.30	\$26.90 each	\$22.50 each
17 Inch	\$33.05	\$28.40 each	\$23.75 each



## Gardening Resolutions

*By June Vandervest*

This is just about the time of year that all those New Year's Resolutions that you made are starting to, pardon the pun, "go to pot". The health club is just too crowded the times you've gone, you can never get on the machines you want to use and who wants to be all sweaty anyway? Cutting out carbs was a good idea, but then who will eat all of the cookies and candy that you spent hours making or were given as gifts? It just would be wrong to throw them out. Moderation, moderation, one or two pieces of Fannie May a day, what can that hurt? Well, here it is almost Valentine's Day and the chocolate wheel is rolling your way, so why put up a fight? It's so much easier to diet in the spring and summer anyway. So how about thinking about your Gardening Resolutions instead. This is actually something that you can do now and get some satisfaction from completing something you can see right away.

Last April (or was it May?) got away from me and by the time I got around to trimming up my Clematis plants it was already too late. It does no good to start hacking at them when leaves have already sprouted 4ft. off the ground. It broke my heart to cut some of them away, but I gave them a light trimming. And what do you know, good old Jackmanii climbed to the top of its 7 foot trellis, bent over and was blooming in a giant umbrella within two feet of the ground. Beautiful, but not too good for the daylilies that are planted below it. That was when I promised myself that this was not going to happen again and made my Gardening Resolution to get an early start this year. It took me two days, but the job is now complete!

If you plan to take this action too, know the type of Clematis plants you have. Some can be cut to within 5" of the ground and others require a little more TLC. They are classified as Group 1 and 2 that bloom on old wood and



*Clematis 'Silver Moon' Photo by June Vandervest*

Group 3 that blooms on new wood. Generally speaking, Group 1 is early blooming, Group 2 is mid-season and Group 3 is late blooming. If your Clematis has a name, it will have a Group number. There are many good websites that you can use to find out this information in addition to tips for increasing blooms and the light requirements for the various varieties. So sharpen your pruners and enjoy a sunny winter day!

Clematis and Hosta, how does that work out? There are several varieties of Clematis that will bloom in two to four hours of sunshine a day. "Silver Moon" fits the bill and will flower in May and then again in September. As for other flowering companions for Hosta, Climbing hydrangea, *hydrangea petiolaris* (see photo below), will bloom in near total shade. It takes about three years to mature and four or five years to bloom, but well worth the wait.

Add these to your Hosta garden wish list, spring is just around the corner.



NORTHERN ILLINOIS HOSTA SOCIETY  
HOSTA HAPPENINGS

**PROGRESS REPORT: HOSTA  
GARDEN AT CANTIGNY PARK**

*by Barbara King*

As we go to press, NIHS is working with Cantigny staff on garden plans for 2016. We hope to be able to add at least 50 more hostas and companion plants while also enhancing the space with hardscape and better pathways. Cantigny has begun extensive renovations throughout the park that will take place over the next five years. While the hosta garden itself should not be affected, there will be some changes in the pathways bordering it, particularly at the north and south ends. In addition, it appears that our plans for expansion will be delayed. But we will continue to work in the garden throughout the growing season, maintaining and adding to it.

Since October of 2014, we have made major progress toward our goal of achieving designation as an AHS National Hosta Display Garden. At the end of the 2014 growing season, we had planted 77 hostas and several companion plants.

By November 2015, we had 200 hostas in the ground and hundreds of companion plants, many of the latter provided by Cantigny. A dedicated cadre of 23 volunteers has worked hard to help us reach these milestones. The photos shown here illustrate our achievement.

**HOW CAN YOU HELP?**

Anyone who wants to be a volunteer needs to contact Barbara to sign up for one of the required safety training sessions for new and returning volunteers. Upcoming dates and times are Saturday, March 19<sup>th</sup> at 9am; Tuesday, March 22<sup>nd</sup> at 9am; and Friday, April 8<sup>th</sup> at 1pm. All sessions will be at the Cantigny Greenhouse.

Let us know if you have hostas or companion



*The Beginning - Cantigny Oct 2014 first plantings.*



*Cantigny garden summer 2015 after 100 more hostas added.*

plants that you would be able to donate. Remember that we are trying to add multi-eye divisions from mature plants. Following is a list of some hostas that we think would make fine additions to our collection, but if you have great specimens of other hostas that you would like to donate we would be glad to have them, too.

Be sure to share with us any ideas you have that you feel will improve the garden. We welcome your input! Just contact Barbara at [bhk430@att.net](mailto:bhk430@att.net) or 630-879-2263.

*Cantigny garden early Sept. 2015 with 200 hostas*



HOSTA HAPPENINGS

**Hostas Wanted - Wish List for Cantigny Display Gardens**

If you have specimens of healthy, mature, multi-eyed varieties that you would like to donate, we would be thrilled to have them whether they are on the list or not. Companion plants, too! We will even come and help you dig them up! Call or email Barbara King (630-879-2263; [bhk430@att.net](mailto:bhk430@att.net)).

Amos	Minnesota Wild
Abiqua Recluse	Mississippi Delta
Black Forest	One Man's Treasure
Blue Jay	Pandora's Box
Blue Wedgwood	Peanut
Cameo	Powder Blue
Chartreuse Wiggles	Queen of the Seas
Clifford's Stingray	Radio Waves
Diva	Ripple Effect
Ebb Tide	Sara's Sensation
Gold Drop	Slick Willie
Golden Gate	Spilt Milk
Holy Mouse Ears	Spinach Soufflé
Ivory Coast	Stitch in Time
Jack of Diamonds	Tea and Crumpets
Jimmy Crack Corn	Tequila Sunrise
Kiwi Black Magic	Tiny Tears
Lemon Lime	Valerie's Vanity
Mango Tango	Venetian Skies
Mardi Gras	Warwick Comet
Maui Buttercups	



**WE WANT YOU!**

**WANTED: WEBMASTER**  
 We need you if you are interested in learning how to maintain and update our NIHS website. It's important to have more than one person available who has website experience or is willing to learn. Contact Mike Kraus at [NI.hosta@gmail.com](mailto:NI.hosta@gmail.com) or (815) 356-8569.

**WANTED: HOSTA WALK GARDEN HOSTS**  
 Our Program VP, Mark Rekoske, is always looking for special gardens for hosta walks. If you know of such gardens, or if you have one, please contact Mark at [marekoske@gmail.com](mailto:marekoske@gmail.com).

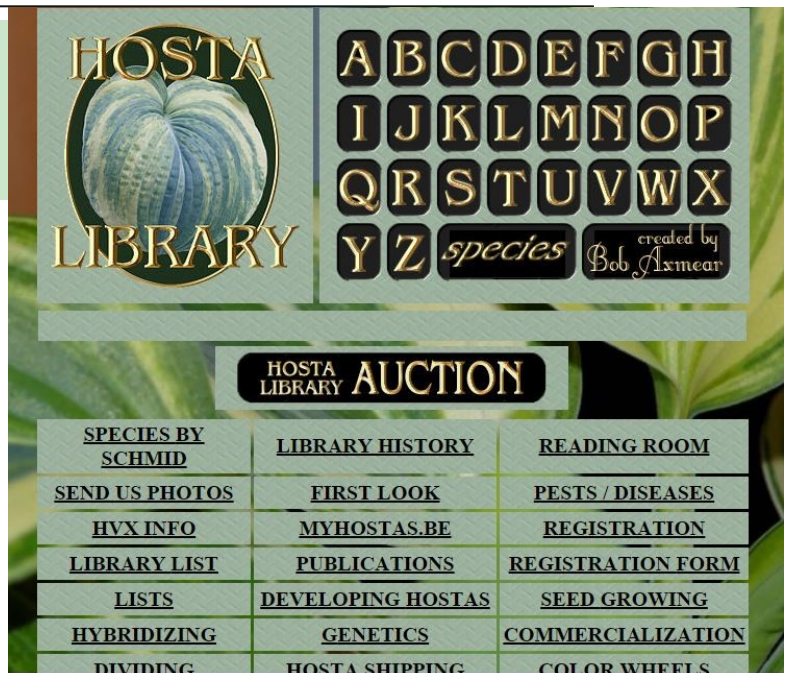
**PUBLICITY CHAIR**  
 The person for this job, which is an appointed Board position, is someone who understands hostaholics, has good computer and internet communication skills, and will enjoy being part of the team working to guide NIHS. The primary responsibility will be to publicize NIHS events that are open to the public, particularly our fundraising auction in August, and activities focused on recruitment of new members. Contact Barbara King at 630-879-2263 or [bhk430@att.net](mailto:bhk430@att.net) with questions or to volunteer.

## The Hosta Library

by Gregg Peterson

The Hosta Library is primarily a database for images of mature hostas. It is the policy of the Hosta Library NOT to add pictures for immature plants until they are mature and have been fully evaluated and/or registered with the Cultivar Registration Authority for Hosta. Therefore, named seedlings and immature hosta cultivars cannot be illustrated in the Hosta Library until images of fully mature plants can be obtained.

How many times have you read a brief description about a hosta cultivar in a catalog or article and wished you could see a picture of the plant? With hosta, a good picture is definitely worth a thousand words. How about over 12,000 photos covering more than 4,800 varieties of hosta? Where do you find such a resource, you ask? Why, at the Hosta Library located on the web at [www.hostalibrary.org](http://www.hostalibrary.org). Started in 1999, the site was set up by Bob Axmear, a hosta aficionado from Waukon, Iowa, and is still managed by him today. (Note: Bob Axmear was the recipient of the Alex J. Summer's Distinguished Merit Award at the AHS Convention in 2010.) Helped by a number of other hosta lovers from across the country, the site developed an initial photo and information database on hosta varieties. Today, you too can contribute photos of mature hosta varieties in your garden to the photo library. The site has grown over the years to include a number of different sections. First and foremost is the photo library. Here you can search and see photos of hosta varieties as they look like in people's gardens. Many of the photos also include the hosta flower and all submitted photos are credited to the photographer. Another section includes a number of information databases containing technical information about hosta varieties, including a



Screen shot from the Hosta Library Home Page at <http://www.hostalibrary.org/>

number of lists like hosta species and other categories like fragrant hosta, leaf color and plant size.

When you open the web site, this is what you will see. In the alphabet portion, find the beginning letter of the hosta you are interested in. Click on it or click on any of the other links listed below the alphabet section. The library has a section on Hosta Virus X and one on the process for registering a new hosta variety. Various forums and other hosta resources can be accessed from the website to connect you to other hosta lovers from around the world. Finally, every year the Hosta Library runs an online auction where you can bid on various hosta plants and seeds contributed by hosta gardeners and growers from across the country!! Who knows what exciting new variety might show up for bid on the site!! Check out the Hosta Library when you get a chance. It's a great online resource for hosta gardeners to add to their favorites listing.

Reprinted courtesy of the Minnesota Hosta Society Newsletter, *The Hostaphile*, Fall 2010

## Sept 2015 Potluck & Annual Meeting

Penny & Carl Fulkerson hosted a marvelous gathering of hosta folks on a glittering afternoon. Their gardens were gorgeous, food was delicious, and meeting was quick.



## Sept 2015 Potluck & Annual Meeting continued


President Barbara King directed the business meeting including the election of Nancy Bodinet as Hospitality Chair, Gary Antonich as Director, & June Vandervest switched to Recording Secretary.



All Potluck & Annual Meeting photos courtesy of Andy Campbell.



The festivities included a hosta & companion plant exchange (left). Mark Rekoske (pointing) explaining the benefits of the hosta he was exchanging.



## HOSTA HAPPENINGS

## Perennial Plant of the Year 2016: Anemone x hybrid 'Honorine Jobert'

The Perennial Plant Association members nominate a slate of perennials every year and vote to select the Perennial Plant of the Year. *Anemone x hybrida* 'Honorine Jobert' is the 2016 winner. "This white flowering lady comes with a long history of gracing fall landscapes since having been discovered in the garden of M. Jobert in Verdun, France in 1858," said Martha Smith, a University of Illinois Extension horticulture educator. "At a time when new plant cultivars are introduced every season, 'Honorine Jobert' has been a fall highlight in European gardens since before the American Civil War and is still the most popular and highly sought after white anemone today. Honorine Jobert' surely earns the title 'heirloom perennial' having remained a staple in the fall garden for 157 years."

*Anemone x hybrida*, commonly called windflower or Japanese anemone, is a category that includes a large number of hybrid pink or white cultivars that bloom from later summer into fall. 'Honorine Jobert' is a vigorous, fibrous-rooted, mounding, compact Japanese hybrid cultivar. It typically grows to 3 to 4 feet tall on stems that bear attractive trifoliate dark green leaves.

Single 2 to 3-inch diameter flowers consist of pure white sepals that contrast beautifully with an attractive yellow staminate center, Smith said. "The flowers may not be as large as other fall-blooming anemones but the plant is floriferous, lightening up a shady corner. Expect blossoms August through September. "'Honorine Jobert' is hardy to USDA zones 4-8, has no serious pest or disease problems, and deer seem to leave it alone," she added.

This fall beauty grows best in organically rich, humusy, evenly moist, well-drained soils in full sun to part shade with protection from wind. Soils should not be allowed to dry out and foliage tends to burn in hot, dry locations. Avoid wet, poorly drained soils, especially in late winter. Japanese anemone may seem slow to establish, but once comfortable, can



*Anemone x hybrida* 'Honorine Jobert'

meander.

"Fall is often a neglected season in most gardens," Smith said. "The colors of spring and summer are past. Fall is the season of 'tired excess.' Perennials and grasses are full and lush somewhat leaning on each other for end-of-season support.

"But the weather is great for growing perennials with warm days and cool nights. Roots are actively growing and water stress is low. The fall colors of our trees and shrubs offer fantastic backdrops to some of our favorite fall blooming perennial combinations," she added. Just like a favorite white shirt, 'Honorine Jobert' goes with everything. Try pairing with some of the warm season grasses such as *Miscanthus* 'Malepartus' or *Panicum* 'Northwind' (2014 winner) for height, and place 'Purple Dome' Aster in front.

Another great combination for a shady spot would be Golden Hakone grass (*Hakonechloa macra* 'Aureola,' 2009 winner) to pick up color echoes from the yellow center of 'Honorine Jobert', and add the bright blue flowers of leadwort (*Ceratostigma plumbaginoides*) with its later red fall colors for a great season extender. "'Honorine Jobert' is a perennial that has truly stood the test of time, adding beauty and elegance to our fall gardens. You won't be disappointed," Smith said.

*News Source: Univ of Illinois, College of Agricultural, Consumer, & Environmental Science*

**Holiday Party Dec 2015**  
**A Festive Occasion**

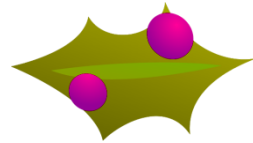


*Photos courtesy of June Vandervest & Ron Asselborn.*





**Holiday Party Dec 2015**  
**A Festive Occasion cont'd**



## 2016 AHS HOSTA CONVENTION June 15-18, 2016

The St. Louis Hosta Society is honored and excited to host the  
**2016 AHS National Convention, "Gateway to the Gardens"!**



### Convention Information

The National convention of the American Hosta Society will be held in St. Louis on June 15 to June 18, 2016.

The convention hotel will be the [Sheraton Westport Chalet Hotel St. Louis.](#)

Events OPEN TO THE PUBLIC include the Auction, Hosta Show, and Vendors.

### 2016 AHS Hosta Convention Registration Form - Register Now!

Download the [Registration Form \(PDF\)](#). You may complete the PDF form online, print, and mail with your payment.



## 2016 MIDWEST REGIONAL HOSTA CONVENTION

Hosted by Illinois Prairie Hosta Society in Champaign

July 7-9, 2016


The Illinois Prairie Hosta Society is proud to host the 'Grand Prairie Hostas' 2016 Midwest Regional Hosta Convention in Champaign, Illinois, July 7-9, 2016. The convention location is the Hawthorn Suites, 101 Trade Centre Drive, Champaign, IL 61820. The convention includes all the expected activities such as national vendors, live auctions, garden tours, banquet, hospitality suite, and optional garden tours on Sunday. New events include a Thursday evening Wine and Cheese party, educational seminars on Friday and Saturday.

The metro area of Champaign, Urbana and the University of Illinois campus offers attendees a variety of restaurants, garden centers, shopping, museums, parks and other activities. Travel to Champaign is easy and direct via three interstate highways, Willard Airport (CMI), Amtrak or Greyhound. Contact the Hawthorn for room reservations at 217.398.3400 and use "Midwest Regional Hosta Society".

NIHS Membership Secretary

6311 Carrie Ct

Crystal Lake, IL 60014



The Northern Illinois Hosta Society is dedicated to educating the public and promoting the use of hosta in the landscape. NIHS serves the people of Northern Illinois and surrounding areas.



Visit the Sievert's stunning moss garden on the June 25 Bus Trip to southeast Wis.



## Officers & Directors

### President

Barbara King  
630-879-2263  
bhk430@att.net

### Vice President for Program

Mark Rekoske  
224-622-1171  
marekoske@gmail.com

### Hospitality Chair

Nancy Bodinet  
847-550-0897  
bodinet@sbcglobal.net

### Recording Secretary

June Vandervest  
630-852-2940  
junevandervest@comcast.net

### Treasurer

Andy Campbell  
847-695-0021  
andycamp@flash.net

### Membership Secretary

Mike Kraus  
815-356-8569  
NI.hosta@gmail.com

### Newsletter Editor

Ron Asselborn  
630-587-1341  
rasselborn5@gmail.com

### Publicity Director

Vacant

### Directors –At–Large

Colleen Gaudins  
847-520-5607  
hrscolleen@aol.com

Gary Antonich  
847-826-4769  
garyantonich@aol.com

2017 Hosta of the Year - H. 'Brother Stefan'

