



# M. THOOLEN

## FLOWERBULBS

Velserbroek - Holland

[www.mthoolen.com](http://www.mthoolen.com)  
[info@mthoolen.com](mailto:info@mthoolen.com)

AUTUMN





# M. THOOLEN

## FLOWERBULBS

### Velserbroek - Holland

est. 1894

### Our Company



### Retail



### Professional



### Landscaping



## CONTACT DETAILS:

### M. THOOLEN B.V.

Hofgeester Eijnde 22

1991 AX Verserbroek

Holland

Postbus 73

2080 AB Santpoort-Zuid

[www.mthoolen.com](http://www.mthoolen.com)

Managing Partners:

Ust.Id.Nr.: NL005396682B01

EORI: NL005396682

K.v.K. Haarlem: H.R. 34051639

Tel.: +31 (0)23 / 520 10 10

Fax: +31 (0)23 / 520 10 15

E-mail: [info@mthoolen.com](mailto:info@mthoolen.com)

Johannes P. Roozen, Wouter Roozen

# Retail

Ask for our separate offer list and experience the diversity ...





M. Thoolen B.V.  
Postbus 73  
2080 AB SANTPOORT

## *Certificate*

*Participation*  
*Stichting Keurmerk Bloembollen Holland*

The board of Stichting Keurmerk Bloembollen Holland (Quality Mark Foundation) herewith declares that

*M. Thoolen B.V.*

participates in the Quality Mark Foundation for the year 2017. The participant has to fulfil the quality standards of the foundation in order to be able to give a 100% quality guarantee at the flowerbulbs he offers. The participant has to meet the regulations of the foundation at amongst others the following:

- The flowerbulbs have a 100% quality guarantee;
- The flowerbulbs have a correct and optimum flowering size, as stated at the package;
- The bulbs fulfil the demands on health and quality;
- The bulbs are delivered true to name, cultivar/variety and colour, as stated at the package;
- Possible complaints from consumers will be handled sufficiently, according to the guidelines of the foundation.

The quality management system is frequently being checked by an official and independent inspector. In case bulbs or samples do not meet the regulations of the foundation, a formal procedure will follow. This way a member is able to give the quality guarantee at the performance of the bulbs he offers. Every year a new appreciation takes place.

STICHTING KEURMERK BLOEMBOLLEN HOLLAND

H.J. Kloosterboer  
Secretary

## OVERVIEW OF CONTENTS:

|                     |                                 |             |  |             |                      |
|---------------------|---------------------------------|-------------|--|-------------|----------------------|
| 89-97 ...           | Allium                          | 21 ...      | Follow the scented...                          | 148-149 ... | Lilium pretreated    |
| 98-100 ...          | Anemone                         | 113-116 ... | Fritillaria                                    | 137-139 ... | Muscari              |
| 101 ...             | Arum                            | 116 ...     | Gagea  | 139 ...     | Nectaroscordum       |
| 101 ...             | Bellevalia                      | 117 ...     | Galanthus                                      | 140 ...     | Ornithogalum         |
| 102 ...             | Bulbocodium                     | 150-151 ... | General terms and conditions of business (GTC) | 141 ...     | Oxalis               |
| 102 ...             | Calochortus                     | 118 ...     | Geranium                                       | 88 ...      | Plantha® planter     |
| 102-103 ...         | Camassia                        | 118 ...     | Gladiolus                                      | 142 ...     | Puschkinia           |
| 104 ...             | Chionodoxa                      | 118 ...     | Helleborus                                     | 142 ...     | Ranunculus           |
| 6-7 and 105-106 ... | Colchicum                       | 118 ...     | Hepatica                                       | 16 ...      | Roof greenery        |
| 107 ...             | Convallaria                     | 119 ...     | Hermodactylus                                  | 143 ...     | Scilla               |
| 108 ...             | Corydalis                       | 119-123 ... | Hippeastrum                                    | 144 ...     | Selaginella          |
| 8, 79-85 ...        | Crocus                          | 123 ...     | Hyacinthoides                                  | 144 ...     | Sparaxis             |
| 9, 109 ...          | Cyclamen                        | 17-20 ...   | Hyacinths, dutch                               | 9, 144 ...  | Sternbergia          |
| 61-78 ...           | Daffodils                       | 124 ...     | Hyacinthus orientalis                          | 145 ...     | Trillium             |
| 109 ...             | Dichelostemma                   | 124 ...     | Ipheion  | 146 ...     | Triteleia            |
| 110 ...             | Eranthis                        | 125-127 ... | Iris   | 21-60 ...   | Tulips               |
| 110-111 ...         | Eremurus                        | 128 ...     | Ixia   | 49 ...      | Tulips special offer |
| 112 ...             | Erythronium                     | 128 ...     | Ixiolirion                                     | 147 ...     | Urginea              |
| 10-15 ...           | Exquisite mixes                 | 128 ...     | Leucojum                                       | 147 ...     | Viola                |
| 86-87 ...           | Flower bulbs for naturalisation | 129-136 ... | Lilium   |             |                      |

**Note:** No guarantee for printing errors and printrelated color deviations from the original flower colors.

Copyright by: M. Thoolen bv- Velsbroek, Visions- Lisse, Elburg- Lisse, F-Action bv- Hillegom and Küpper Blumenzwiebeln & Saaten GmbH- Eschwege / April 2017.

All illustrations, pictures and texts are copyrighted. Infringements will result in injunctions and claim of damages.

All bulbs of this catalog are not suitable for eating!

## Abbreviations

**H:** = Height in cm  
**FT:** = Flowering time approx.  
**T9** = Pot size 9 cm


## Abbreviations

**OP** = Packaging unit  
**[2000]:** = Year in which the variety was discovered/cultured, introduced.

New items are indicated by this button in the picture and yellow highlighting in the text.



|  |        |       |
|--|--------|-------|
| H = 35 cm, FT: M   | 534776 | 11/12 |
| <b>Generaal de Wet</b> , [1904] golden orange                            |        |       |
| H = 40 cm, FT: M, <b>SCENTED</b>   | 534886 | 11/12 |
| <b>Genua</b> , [2006] dark red with white edge                           |        |       |
| H = 35 cm, FT: E   | 534891 | 11/12 |
| <b>Joffré</b> , [1931] yellow brilliant star, <b>cultivation in pots</b> |        |       |
| H = 30 cm, FT: E   | 535103 | 11/12 |



# Autumn-flowering



## bulbs

Ordered early – delivered early!

The species and varieties below need to be planted from the end of July to the end of August, as they start to bloom in the same year – from the end of September.

Therefore please be sure to pre-order so that they can be dispatched early and on time.

### ► Note:

#### *Colchicum:*

*Why do the leaves of the autumn crocus appear in the spring without a flower?*

*The plant uses the leaves to store the sun's energy in the bulb in the spring.*

#### *The result:*

*Splendid, radiant flowers in the autumn, when hardly any other bulbous plant is in bloom.*

### Colchicum (Liliaceae)

#### OP 50 bulbs | Delivery from start of August

Herbaceous perennial poisonous in all parts of the plant, usually with large, onion-shaped bulbs for dry cultivation and garden planting. Loves a sunny to slightly shaded location and nutritious, fresh to damp soil. An undisturbed location over many years is best. The alkaloid colchicine contained in the plant is a capillary toxin that can cause paralysis and is also used in medicine. Plant depth approx. 20 cm. Plant early in August / start of September

**autumnale (autumnale var. minor)**, [1753] pale purple-pink, late blooming  
H = 15 cm, FT: IX-X      554682 13/+

**autumnale Album**, [1820] pure white, numerous small flowers on long, white perianth tube, slender leaves  
H = 15 cm, FT: IX-X      554686 13/+

**autumnale Alboplenum**, [1872] white, **double flowers**  
H = 12 cm, FT: IX-X      554684 13/+

**autumnale Pleniflorum (roseum plenum)**, rose-pink, numerous small segments form the **double flowers**  
H = 15 cm, FT: IX-XI      554694 13/+

**bornmuelleri**, [1889] pale mauve with pure white centre, large flowers  
H = 15 cm, FT: IX      554698 18/20

**byzantinum**, [1595] blade-shaped bloom, similar to cilicicum, but more purple  
H = 15 cm, FT: IX      554690 18/20

**cilicicum**, [1896] Slender, intensively amethyst-coloured petals give the flowers a star-shaped appearance, **strongly scented**, late blooming  
H = 12 cm, FT: X-XII, **SCENTED** 554706 20/+

**Dick Trotter**, [2007] violet with a white heart, particular feature: flower is hard and very glossy  
H = 15 cm, FT: IX-X      554707 18/20

**Giant**, [1926] dark mauve with a lovely white base, large flowers  
H = 15-20 cm, FT: IX-X      554726 18/20

**giganteum (illyricum superbum)**, [1890] delicate lilac colour  
H = 10-15 cm, FT: X-XI      554708 13/+

**Lilac Wonder**, [1926] uniformly lilac with white lines in the centre, free-flowering  
H = 15-20 cm, FT: IX-X      554718 18/20

**pannonicum**, [1926] the flowers are pale mauve-violet with a delicate white stripe on every petal  
H = 15-20 cm, FT: IX-X      554727 1

**speciosum**, [1874] delightfully large, somewhat dappled rose-pink flowers with a pure white throat  
H = 15 cm, FT: X      554738 13/+

**speciosum album**, [1933] large cream flowers with a delicate green throat  
H = 15 cm, FT: X      554729 13/+

**Water Lily**, [1946] the largest double-flower variety with numerous slender deep pink segments, particularly beautiful  
H = 15 cm, FT: IX      554732 14/+



Colchicum autumnale



Colchicum autumnale Album



Colchicum autumnale Alboplenum



Colchicum autumnale Pleniflorum



Colchicum bornmuelleri



Colchicum byzantinum



Colchicum cilicicum



Colchicum Dick Trotter



Colchicum giganteum



Colchicum Lilac Wonder



Colchicum Giant



Colchicum pannonicum




Colchicum Waterlily



Colchicum speciosum



Colchicum speciosum album



## Crocus (autumn-flowering)

### OP 50 and 250 bulbs

#### Delivery from start of August

**kotschyanus**, [1853] (*zonatus*) violet blue with small yellow centre, a popular variety

H = 8 cm, FT: IX-X **554152** 8/9

**ligusticus**, [1801] (*medius*) pale purple with dark orange stigma

H = 10 cm, FT: IX-X **554156** 5/+

**ochroleucus**, [1859] delicate creamy white flowers, orange heart, **ivory autumn crocus**

H = 10 cm, FT: X-XI **554158** 5/+

**pulchellus**, [1843] lavender blue, orange centre

H = 12 cm, FT: IX-X **554161** 5/+

**sativus**, [1750] **saffron crocus**, purple, with long red ovaries, Dutch cultivation for landscape, garden and beds.

H = 8 cm, FT: X-XI **554164** 8/9

**sativus for saffron cultivation.** We offer limited quantities of bulbs for saffron propagation from Spain and Portugal. Few flowers in 1st year, main flowering in 2nd to 4th year. In 5th year, the bulbs should be removed from the ground, although the bulblets with a circumference of more than 6 cm can be replanted. Smaller bulbs are to be destroyed.

H = 8 cm, FT: X-XI **goods by**

**the kg** **554165** 7/9

**speciosus ssp. speciosus**, [1800] dark blue, orange stigma

H = 15 cm, FT: IX-XI **554168** 5/+

**speciosus "Aitchinsonii"**, [1891] purple, very large flowers

H = 15 cm, FT: IX-XI **554167** 5/+

**speciosus "Albus"**, [1913] white

H = 15 cm, FT: IX-XI **554169** 5/+

**speciosus "Cassiope"**, [1896] aniline blue with yellow base

H = 15 cm, FT: IX-XI **554172** 5/+

**speciosus "Conqueror"**, [1923] deep sky blue, strong-flowering, large flowers

H = 15 cm, FT: IX-XI **554174** 5/+

**speciosus "Oxonian"**, violet blue

H = 10-15 cm, FT: IX-XI **554176** 5/+

**Mixture of autumn-flowering varieties**

H = 8-15 cm, FT: IX-XI **554188** 5/+



Crocus kotschyanus



Crocus ligusticus



Crocus ochroleucus



Crocus pulchellus



Crocus sativus



Crocus speciosus



Crocus speciosus Aitchinsonii



Crocus speciosus Albus



Crocus speciosus Cassiope



Crocus speciosus Conqueror



## Cyclamen (Primulaceae)



**OP 50 bulbs | Delivery from start of August | Note the regulations relating to species conservation**

Cyclamen were one of the very first plants on our earth. There are around 17 species native to southern central Europe and the Mediterranean region. In their habitat, most of the species grow in semi-shaded spots in front of rock faces, among foliage and in coniferous woods, and often also in gravel under moderate sun.

Cyclamen need a semi-shaded location, well-draining, humus-rich, chalky soil. After planting, the bulbs should be covered by just 3-5 cm of soil. In winter, cover to protect against frost and cold winds. For them to multiply well, the plants should remain in the same place over years. If you leave the autumn foliage and use it as mulch, fertilising is practically unnecessary.

**cilicicum**, [1872] pale pink

H = 10-12 cm, FT: IX-XI, **SCENTED** 55 47 70 15/+

**hederifolium**, [1583] pink 55 47 74 25/30

H = 13-15 cm, FT: IX-XII, **SCENTED** 55 47 75 15/20

**hederifolium album**, [1601] white

H = 13-15 cm, FT: IX-XI 55 47 76 10/+

**neapolitanum**, see **hederifolium**



Cyclamen cilicicum



Cyclamen hederifolium

## Sternbergia (Iridaceae)



**OP 50 and 250 bulbs | Delivery from start of August**

**| Note the regulations relating to species conservation**

**lutea (autumn daffodil)**, [1601] bright yellow, crocus-like flowers for autumn bloom. The glossy, pale green leaves develop early in the autumn

H = 15-25 cm, FT: IX-X 55 91 40 8/10



Cyclamen hederifolium album



Crocus speciosus "Oxonian"



Sternbergia lutea

# Exquisite mixtures



**Minimum purchase 250 per mix**

Our mixes offer a rich variety of colour in an attractive array of bulbs. Ideally suited to both small and large areas, in particular in grounds, spa gardens and public green spaces.

We are of course always able to put together mixes to meet your specific requests or to propose suggestions based on your colour requirements or intended use.

For planting over large areas, we recommend the "Plantha" flower bulb planter.. For more information, see page 88.

**Biguine Mixture**, white Muscari stands out against a sea of Anemone blanda blue hues

H = approx. 15 cm, FT: III-IV

plant quantity per m<sup>2</sup> = 150 **55 22 70**

**Flower Power Mixture**, eye-catching, bright yellow mix of tulips and daffodils, punctuated by red tulips

H = approx. 55 cm, FT: IV-V

plant quantity per m<sup>2</sup> = 70

with underplanting = 35

**55 22 74**

**Bubble Mixture**, a blazing interplay of colours from white and pink through to red, with a touch of blue

H = approx. 40 cm, FT: IV

plant quantity per m<sup>2</sup> = 70

with underplanting = 35

**55 22 58**

Biguine Mixture



Flower Power Mixture



Bubble Mixture



Spring Border Mixture



Scented Flowerbulbs Mixture



Buttery Mixture

**Spring Border Mixture**, colourful yellow-orange mix with white notes

H = approx. 55 cm, FT: III-IV

plant quantity per m<sup>2</sup> = 70

with underplanting = 35

55 22 73

**Buttery Mixture**, a mix of fresh colours, consisting of yellow and white tulips and daffodils as well as yellow crown imperials. Yellow pansies and white forget-me-nots would be suitable as underplanting

H = approx. 25-100 cm, FT: IV-V

plant quantity per m<sup>2</sup> = 60

with underplanting = 30

55 22 38

**Scented Flowerbulbs Mixture**, scented pink and purple hyacinths dominate over single-flower early and Fosteriana tulips in muted colours

H = approx. 45 cm, FT: III-IV

plant quantity per m<sup>2</sup> = 60

with underplanting = 30

55 22 75

**Mixed Extravaganza**, an elegant, very showy mix of lily-flowered tulips in red and white

H = approx. 55 cm, FT: IV-V

plant quantity per m<sup>2</sup> = 100

with underplanting = 70

55 22 39



Extravaganza Mixture



Fantastic Mixture



Flamenco Mixture



Magic Cloud Mixture



Ladyslippers Mixture



Magic Pearls Mixture



Prince Mixture

### Exquisite mixtures – *continued*

**Fantastic Mixture**, a spectacular mix of yellow and white striped tulips punctuated by almost black double- and single-flower tulips providing a wonderful effect

H = approx. 45-60 cm, FT: IV-V

plant quantity per m<sup>2</sup> = 70

with underplanting = 35 **55 22 41**

**Flamenco Mixture**, rich interplay of colours from early double-flower tulips

H = approx. 25 cm, FT: IV

plant quantity per m<sup>2</sup> = 50

with underplanting = 25 **55 22 43**

**Ladyslippers Mixture**, mix of elegant lily-flowered tulips, late-flowering

H = approx. 55 cm, FT: IV-V

plant quantity per m<sup>2</sup> = 100

with underplanting = 70 **55 22 49**

**Magic Cloud Mixture**, romantic mix of late double-flower tulips

H = approx. 50 cm, FT: IV-V

plant quantity per m<sup>2</sup> = 50

with underplanting = 25 **55 22 50**

**Magic Pearls Mixture**, striking, colourful mix of many different grape hyacinths (Muscari)

H = approx. 10-20 cm, FT: III-IV

plant quantity per m<sup>2</sup> = 150 **55 22 42**

**Prince Mixture**, extravagant mix of single early tulips in wonderful shades

H = approx. 35 cm, FT: IV

plant quantity per m<sup>2</sup> = 70

with underplanting = 35 **55 22 51**

**Purple Dream Mixture**, a mix of many different late-flowering tulips in purple-white and blackberry hues

H = approx. 45-60 cm, FT: IV-V

plant quantity per m<sup>2</sup> = 70

with underplanting = 35 **55 22 46**

**Rumba Mixture**, impressive mix of large double-flower daffodils

H = approx. 40 cm, FT: IV

plant quantity per m<sup>2</sup> = 70

with underplanting = 30 **55 22 36**



Purple Dream Mixture



Rumba Mixture

## Exquisite mixtures – continued

**Spring Blast Mixture**, a spring-like dream of early double-flower tulips

H = approx. 30 cm, FT: IV

plant quantity per m<sup>2</sup> = 50

with underplanting = 25

5522 63

**Springgreens Mixture**, colourful mix of green-striped tulips for exposed locations

H = approx. 30 - 50 cm, FT: IV

plant quantity per m<sup>2</sup> = 50

with underplanting = 25

5522 53

**Sunshine Mixture**, hugely vibrant and splendid mix of Fosteriana tulips and Tazetta daffodils

H = approx. 45 cm, FT: III-IV

plant quantity per m<sup>2</sup> = 70

with underplanting = 35

5522 62

**Surf Mixture**, bright white tulips shine through in a deep blue carpet of Muscari, medium-early

H = approx. 20 cm, FT: III-IV

plant quantity per m<sup>2</sup> = 150

5522 54

**Temptation Mixture**, lily-flower tulips, and jonquilla and double-flower daffodils in low-key colours bloom gracefully side by side

H = approx. 35 - 50 cm, FT: IV-V

plant quantity per m<sup>2</sup> = 100

with underplanting = 70

5522 55

**Dreamgarden Mixture**, medium-early to late tulip mix of violet and pink Darwin, Triumph and double-flower late tulips.

H = approx. 35 - 50 cm, FT: IV-V

plant quantity per m<sup>2</sup> = 60

with underplanting = 30

5522 76

**Meadow Mixture**, colourful, early-flowering mix of botanical tulips, Leucojum and Muscari

H = approx. 15-30 cm, FT: III-IV

plant quantity per m<sup>2</sup> = 50

with underplanting = 25

5522 72

**White Dream Mixture**, understated sea of flowers with daffodils, tulips and hyacinths in elegant white and green, with Fritillaria persica standing out

H = approx. 45 - 100 cm, FT: IV-V

plant quantity per m<sup>2</sup> = 60

with underplanting = 30

5522 65



Springgreens Mixture



Spring Blast Mixture



Sunshine Mixture



Temptation Mixture



Dreamgarden Mixture



Meadow Mixture



Surf Mixture



White Dream Mixture

## Roof greenery

### Flower bulbs suitable for a colourful spring on the roof

Since 1997, trials have been carried out at the gardening training and testing institute LVG Erfurt (gardening and landscaping division) on the use of plants in roof greenery. As there is often a dearth of colour in early spring, the LVG focused on finding out which bulbs are suitable for planting in various thin substrates for roof greenery.

Different species such as alliums, Fritillaria imperialis, Eremurus, Lilium candidum, Galanthus and Eranthis are fundamentally unsuitable because of their soil and location requirements. *The most reliable early bloomers are various crocuses, dwarf iris, Puschkinia and Chionodoxa. In the flowering period of March/April, Muscari, daffodils and a very small number of tulips, as well as Hyacinthoides were reliable bloomers.*

The most suitable varieties are shown in the

table below.

- *Crocus tom. Ruby Giant*
- *Crocus chrys. Dorothy*
- *Crocus chrys. Ard Schenk*
- *Crocus vernus Queen of the Blues*
- *Crocus speciosus*
- *Chionodoxa forbesii*
- *Chionodoxa forbesii Pink Giant*
- *Chionodoxa luciliae*
- *Hyacinthoides hispanica*
- *Iris reticulata*
- *Iris danfordiae*
- *Muscari armeniacum*
- *Muscari Fantasy Creation®*
- *Muscari botryoides album*
- *Puschkinia libanotica*
- *Puschkinia libanotica alba*
- *Tulipa praestans*
- *Tulipa turkestanica*
- *Tulipa urumiensis*
- *Narcissus Dutch Master*
- *Narcissus Barrett Browning*
- *Narcissus W.P. Milner*
- *Narcissus jonquilla Baby Moon*





# Hyacinths

The native habitat of "Hyacinthus orientalis" is central and western Asia, for example Iran, Turkey, Syria and Lebanon, where they grow wild in the mountains at up to 2,000m. In 1562 the first bulbs arrived from Iran in Padua (Italy), and shortly afterwards, 1568, in Holland.

In 1612, the first hyacinth bulbs were already being sold by a Dutch flower bulb grower.

In 1750, more than 2,000 different varieties were being cultivated by a few Dutch growers, and oddly enough, in 1900, most varieties had double flowers that are today less popular.

Today, hyacinths are an exclusively Dutch prod-

uct. The range comprises around 130 varieties, only 15 of which have double flowers.

Thanks to their impressive growth, hyacinths are popular in gardens, beds, for indoor pot and bowl growing as well as in vases.

Hyacinth flowers are often used as the basis for many perfumes.

## Prepared hyacinths, for forcing



|  |                |
|--|----------------|
| <b>Blue Star</b> , [1982] dark blue, improved Ostara |                |
| H = 20-30 cm   | 53 00 27 17/18 |
| <b>Delft Blue</b> , [1944] porcelain blue            |                |
| H = 20-30 cm   | 53 00 57 17/18 |
| <b>Jan Bos</b> , [1910] dark red                     |                |
| H = 20-30 cm   | 53 00 75 17/18 |

|  |                |
|--|----------------|
| <b>Miss Saigon</b> <sup>®</sup> , [2002] bright violet, strong plant |                |
| H = 20-30 cm   | 53 01 00 17/18 |
| <b>Pink Pearl</b> , [1922] dark pink                                 |                |
| H = 20-30 cm   | 53 01 28 17/18 |
| <b>White Pearl</b> , [1954] white                                    |                |
| H = 20-30 cm   | 53 01 35 17/18 |
| <b>Mixed</b>   |                |
| H = 20-30 cm   | 53 01 83 17/18 |





Hyacinth Aiolos



Hyacinth Anna Marie



Hyacinth Apricot Passion®



Hyacinth Blue Magic



Hyacinth Blue Jacket



Hyacinth Blue Star



Hyacinth City of Haarlem

## Single dutch hyacinths

OP 50 bulbs size 18/19 | OP 100 bulbs size 17/18 and smaller

C = particularly recommended for cut flowers, P = particularly recommended for pots

The bulbs are placed on the soil and pressed down just slightly. The boxes containing planted bulbs can be kept in clamps outside or kept in cold store. In a cold store, it is necessary to make sure that the soil does not push the bulbs up; you can ensure this by spreading 10 cm of soil on the bulbs planted in boxes. After they have been planted and during growth in the greenhouse, they must be sufficiently watered. Recommended greenhouse temperature 19 °C, planting in boxes per net square meter 15/16 cm 325 and 16/17 cm 300 bulbs.

|  |  |   |  |
|--|--|---|--|
| <b>Aiolos</b> , [1985] white<br>H=25-35 cm, FT: IV-V, <b>SCENTED</b>   | 530272 18/19<br>530273 17/18<br>530274 16/17<br>530275 15/16 | <b>City of Haarlem</b> , [1893] pale yellow, very pretty umbels with a lot of individual flowers, good for planting in beds.<br>H=25-35 cm, FT: IV-V, <b>SCENTED</b>        | 530307 18/19<br>530308 17/18<br>530310 15/16                 |
| <b>Anna Marie</b> , [1949] pale pink, flowers before Pink Pearl, good for forcing. Umbels develop well and stand clearly above the leaves. C<br>H=20-30 cm, FT: III-IV, <b>SCENTED</b>   | 18/19<br>530217 17/18<br>530218 15/16<br>530220              | <b>Dark Dimension</b> , [2011] almost black with a narrow violet edge<br>H=20-25 cm, FT: IV-V, <b>SCENTED</b>   | 530323 14/15   |
| <b>Apricot Passion</b> ®, [2002] pale salmon pink<br>H=20-30 cm, FT: IV-V, <b>SCENTED</b>  | 530230 18/19<br>530231 17/18                                 | <b>Delft Blue</b> , [1944] porcelain blue, strong stalk with dense umbels, suitable for early forcing. C<br>H=20-30 cm, FT: III-IV, <b>SCENTED</b>                          | 530325 18/19<br>530326 17/18<br>530327 16/17<br>530328 15/16 |
| <b>Blue Magic</b> , [1971] violet purple with white throat. P<br>H=20-30 cm, FT: III-IV, <b>SCENTED</b>  | 530245 17/18<br>530259 15/16                                 | <b>Gipsy Queen</b> , [1927] orange pink, very elegant, long scapes with flowers that are not too dense. Bed planting. C<br>H=20-25 cm, FT: IV-V, <b>SCENTED</b>             | 530330 18/19<br>530331 17/18<br>530333 15/16                 |
| <b>Blue Jacket</b> , [1953] dark blue with purple stripes, well-formed inflorescence with large flowers, late flowering and very long-lasting. P<br>H=20-30 cm, FT: IV-V, <b>SCENTED</b> | 530254 18/19<br>530255 17/18<br>530256 16/17<br>530257 15/16 | <b>Jan Bos</b> , [1910] dark red, good for forcing. Short, compact, medium-sized umbels that stand absolutely above the leaves. P<br>H=20-25 cm, FT: III-IV, <b>SCENTED</b> | 530343 18/19<br>530344 17/18<br>530345 16/17<br>530346 15/16 |
| <b>Blue Star</b> , [1982] dark blue, improved Ostara, good for forcing, strong, inflorescence, early-flowering. P<br>H=20-25 cm, FT: III-IV, <b>SCENTED</b>                              | 530265 18/19<br>530266 17/18<br>530268 16/17<br>530270 15/16 | <b>Miss Saigon</b> ®, [2002] bright violet, strong plant, also very well suited to pot and tub planting. P<br>H=20-30 cm, FT: III-IV, <b>SCENTED</b>                        | 530426 17/18<br>530428 15/16                                 |
| <b>Carnegie</b> , see Aiolos   |  |   |  |

**Peter Stuyvesant**, [1987] 53 04 76 18/19  
dark blue, very well suited to  
planting in pots and beds. **P** 53 04 77 17/18  
53 04 78 16/17

H = 25-30 cm, FT: IV-V, **SCENTED**

**Pink Pearl**, [1922] dark pint, 53 04 87 18/19  
very strong and pretty scape, 53 04 88 17/18  
excellent variety for early 53 04 89 16/17  
forcing and bed planting. **P** 53 04 90 15/16

H = 20-30 cm, FT: III-IV, **SCENTED**

**Splendid Cornelia**, [1984] 53 05 05 18/19  
violet, strong scape, nice- 53 05 07 16/17  
ly-shaped flower. **C**

H = 20-30 cm, FT: IV, **SCENTED**

**White Pearl**, [1954] white, 53 05 23 18/19  
yellow anther. Short, strong 53 05 24 17/18  
scape, same characteristics 53 05 25 16/17  
as Pink Pearl; at the moment 53 05 26 15/16  
probably the best white  
variety. **P**

H = 20-30 cm, FT: III-IV, **SCENTED**

**Woodstock**®, [1992] reddish 53 05 15 18/19  
purple, strong scape, 53 05 17 16/17

H = 20-30 cm, FT: IV, **SCENTED**

**Mixed** 53 05 53 18/19

H = 20-30 cm, FT: III-IV, **SCENTED** 53 05 54 17/18

53 05 55 16/17

53 05 56 15/16



Hyacinth Woodstock®



Hyacinth White Pearl



Hyacinth mixed



Hyacinth Dark Dimension



Hyacinth Delft Blue



Hyacinth Gipsy Queen



Hyacinth Jan Bos



Hyacinth Miss Saigon®



Hyacinth Peter Stuyvesant



Hyacinth Pink Pearl



Hyacinth Splendid Cornelia



Double hyacinth Crystal Palace



Double hyacinth Hollyhock



Double hyacinth Madame Sophie



Double hyacinth Rosette

### Double flowered hyacinths

This group is particularly suitable for planting in bowls and beds.

#### Crystal Palace, [1994] blue

H = 25 cm, FT: late, **SCENTED** 530563 15/16

#### Hollyhock, [1936] red

H = 25 cm, FT: early, **SCENTED** 530564 15/16

#### Madame Sophie, [1929] white

H = 25 cm, FT: early, **SCENTED** 530567 15/16

#### Rosette, [1971] pink with blue tinge

H = 25 cm, FT: late, **SCENTED** 530565 15/16

### Multiflora hyacinths



The bulbs produce 5 or more umbels, a considerable number of small flowers in a loose structure. Particularly for bowl and bed planting

#### Blue, P

H = 20-30 cm, FT: III-IV 530570 I

#### Pink, P

H = 20-30 cm, FT: III-IV 530572 I

#### White, P

H = 20-30 cm, FT: III-IV 530574 I

### ► Please note:

*Flower bulbs are best planted in mid October. The bulbs are thus able to form a good root ball for a magnificent bloom in the spring.*



Multiflora hyacinth Pink



Multiflora hyacinth Blue



Multiflora hyacinth White

# Tulips



**Delivery: End of August to end of November. | E= early, M= medium-early, L= late flowering**

**Tulips** originally come from the Middle East and arrived in Europe a few centuries ago through the Ottomans.

The plant's Latin name *Tulipa* comes from the Turkish word *Tulbant* or *Tolibant*.

The first tulip bulbs were introduced in Europe from Turkey in 1554 and they attracted a lot of attention particularly in Holland. Over time, a boundless number of varieties were developed, with a large number that are still on the market today being created between 1950 and 1980, in particular. We have a broad colour range for tulips today, and the height and size of the flowers, as well as the time of flowering, vary greatly.

**Today, tulips are very popular spring flowers and, depending on the species and variety, are particularly suitable for cutting, for beds and borders, pots, rockeries and natural gardens.**

Tulips like a permeable soil that is not too heavy, and the location should be semi-shaded to sunny. **They do not tolerate waterlogging.** On graves and in beds, dark soils are often used, which because of their high black peat content have an acidic effect on tulips, leading to stunted growth. To prevent this, the soil should be enriched with calcium carbonate.

In the autumn, the bulbs are planted 10 to 15 cm deep; improve heavy soils with sand and

where there are problems with voles, bulbs should be placed in baskets. Tulips should also be protected from hares and rabbits. In early spring, you can already use a complete fertilizer.

Today's overbred tulip varieties have a very short life and should be planted anew every year. (This is not true of a few wild tulips.) After flowering, the bulb, with leaves, should be completely removed to prevent diseases such as tulip fire from becoming established in the soil. Furthermore, you should not plant tulips in the same place year after year, as this can also lead to tulip fire. You should change the location every 3 to 4 years.

Propagation from seeds or offset bulblets is in theory possible, but is usually not worth it because tulips are firstly not open-pollinated, i.e. they segregate out, and secondly it takes around 7 years for the first flowers.

## Follow the "SCENTED"

*Following numerous requests, we have marked those varieties with a scent (balsamic, sweet, light and fruity or spicy-sweet) with the word "SCENTED".*

*If you would like to know more about garden scents, we recommend Helga Urban's book "Ein Garten der Düfte", published by BLV Munich / ISBN 3-405-15406-5*

## Please note:

*All the characteristics, cultivation descriptions, flowering times and heights of varieties and species provided in our catalogues and brochures are based on experiences from repeated plantings during the main cultivation period. Earlier or later planting out may produce different results, as can the effects of the weather, soil, location and different types of cultivation.*



Single early tulip Aafke®



Single early tulip Apricot Beauty



Single early tulip Brilliant Star



Single early tulip Cape Town®



Single early tulip Christmas Orange®



Single early tulip Christmas Dream and White Marvel



Single early tulip Candy Prince®, Purple Prince and Sunny Prince®

## Single early tulips

### OP 50 and 250 bulbs

This early class was produced from the "Duc van Tol" tulip, "Duc van Tol Red and Yellow" (from 1595) being the first variety. In 1930, 65 varieties were already available in Holland, and of those, Keizer-skroon (1750) and General de Wet (1904) are still grown today.

Single early tulips include the earliest varieties for forcing and outdoor growth in beds and borders and on graves.

Flowering outdoors as of the start of April.

|  |                      |               |
|--|----------------------|---------------|
| <b>Aafke®</b> , [1993] mauve-pink<br>H = 30 cm, FT: M  | 53 43 70             | 11/12         |
| <b>Apricot Beauty</b> , [1953] salmon<br>pink with red shading<br>H = 45 cm, FT: E, <b>SCENTED</b> | 53 43 80<br>53 43 81 | 12/+<br>11/12 |
| <b>Brilliant Star</b> , [1908] scarlet, <b>pot cultivation</b><br>H = 30 cm, FT: E                 | 53 44 68             | 12/+          |
| <b>Candy Prince®</b> , [2001] pale<br>violet<br>H = 30 cm, FT: E                                   | 53 45 79<br>53 45 80 | 12/+<br>11/12 |
| <b>Cape Town®</b> , [1958] sulphur-yellow with a<br>strong red edge<br>H = 40 cm, FT: E            | 53 45 86             | 11/12         |
| <b>Christmas Dream</b> , [1973]<br>delicate pale pink<br>H = 35 cm, FT: E, <b>SCENTED</b>          | 53 46 20<br>53 46 21 | 12/+<br>11/12 |

|   |                      |               |
|---|----------------------|---------------|
| <b>Christmas Orange®</b> , [2003]<br>orange-red Christmas Marvel<br>H = 40 cm, FT: E  | 53 46 57             | 11/12         |
| <b>Christmas Pearl</b> , [2000] pale pink,<br>sport of Christmas Dream<br>H = 35 cm, FT: E  | 53 46 37             | 11/12         |
| <b>Flaming Coquette</b> , [2000] white with yellow<br>flames<br>H = 60 cm, FT: E  | 53 47 80             | 11/12         |
| <b>Flair</b> , [1978] vermilion with<br>yellow, large flower, <b>pot<br/>cultivation</b><br>H = 35 cm, FT: M                        | 53 47 75<br>53 47 76 | 12/+<br>11/12 |
| <b>Jenny</b> , [1980] yellow/orange feathering, on<br>an orange base with pink flaming, looks like a<br>sunrise<br>H = 45 cm, FT: M | 53 49 81             | 11/12         |

**Keizerskroon (Grand Duc)**, [1750] scarlet with yellow edge

H = 35 cm, FT: M 53 51 66 11/12

**Merry Christmas**, [1972] crimson, sport of Christmas Marvel

H = 35 cm, FT: E 53 52 51 11/12

**Purple Prince**, [1987] bright purple

H = 30 cm, FT: M 53 54 52 12/+

**Red Revival**<sup>®</sup>, [1996] red flair, pot cultivation

H = 35 cm, FT: E 53 54 63 11/12

**Ruby Prince**<sup>®</sup>, [2004]

warm, velvet ruby red

H = 35 cm, FT: M 53 54 65 11/12

**Sunny Prince**<sup>®</sup>, [2002] yellow

H = 35 cm, FT: M 53 54 71 11/12

**White Marvel**, [1997] white

Christmas Marvel 53 54 90 12/+

H = 35 cm, FT: E 53 54 91 11/12

**White Prince**<sup>®</sup>, [2006] sport of Purple Prince in pure white, perfect addition to the Prince varieties

H = 35 cm, FT: M 53 54 93 11/12

**Mixed** 53 54 98 12/+

FT: E-M 53 54 99 11/12



Single early tulip Flair



Single early tulip Flaming Coquette



Single early tulip Jenny



Single early tulip Keizerskroon



Single early tulip Merry Christmas



Single early tulip Red Revival<sup>®</sup>



Single early tulip White Prince<sup>®</sup>



Single early tulip Christmas Pearl



Single early tulip Ruby Prince<sup>®</sup>



Single early tulips, mixed



Double early tulip Abba



Double early tulip Brownie



Double early tulip Cardinal Mindszenty



Double early tulip Cilesta



Double early tulip Double Dazzle®



Double early tulip Double Price®



Double early tulip Evita®



Double early tulip Foxtrot®



Double early tulip Melrose®



Double early tulip Mondial®

## Double early tulips

### OP 50 and 250 bulbs

Since 1660, this group has played an important role, particularly thanks to the large, dense double flowers, low growing height and good durability. Most varieties were bred after 1875. By now, more than 130 varieties have been registered. Double early tulips are essential for forcing and garden design, especially for bed, border and grave-site planting. Flowers outdoors as of the end of March.

|  |                               |   |                               |
|--|-------------------------------|---|-------------------------------|
| <b>Abba</b> , [1978] tomato red<br>H = 30 cm, FT: M, <b>SCENTED</b>  | 53 5990 12/+<br>53 5991 11/12 | <b>Foxtrot</b> ®, [2000] pale pink with dark red centre<br>H = 35 cm, FT: L                               | 53 6310 11/12                 |
| <b>Brownie</b> [2015] dark purple with orange/brown<br>H = 40 cm, FT: M  | 53 6127 11/12                 | <b>Melrose</b> ®, [2003] purple-pink with white edge<br>H = 25 cm, FT: M                                  | 53 6431 11/12                 |
| <b>Cardinal Mindszenty, M.</b> [1949] pure white, <b>pot cultivation</b><br>H = 25 cm, FT: E-M, <b>SCENTED</b> | 53 6183 11/12                 | <b>Mondial</b> ®, [1997] ivory white, sport of Monte Carlo<br>H = 55 cm, FT: M                            | 53 6626 11/12                 |
| <b>Cilesta</b> , [1999] red with yellow edge<br>H = 30 cm, FT: M   | 53 6220 12/+                  | <b>Monzella</b> ®, [1981] yellow with red flame, sport of Monte Carlo<br>H = 30 cm, FT: M, <b>SCENTED</b> | 53 6604 12/+<br>53 6608 11/12 |
| <b>Double Dazzle</b> ®, [2004] purple<br>H = 25 cm, FT: M  | 53 6273 11/12                 | <b>Monte Carlo</b> , [1955] yellow<br>H = 30 cm, FT: M, <b>SCENTED</b>                                    | 53 6622 12/+<br>53 6623 11/12 |
| <b>Double Price</b> ®, [1992] cobalt violet, purple glow<br>H = 35 cm, FT: M                                   | 53 6275 11/12                 | <b>Monte Orange</b> ®, [2003] orange-red with slightly yellow glow<br>H = 25 cm, FT: M                    | 53 6628 11/12                 |
| <b>Evita</b> ®, [1999] pure white<br>H = 35 cm, FT: L  | 53 6306 11/12                 |   |                               |



|  |
|--|
| <b>Montreux®</b> , [1990] cream with a pinkish hint<br>H = 45 cm, FT: M, <b>SCENTED</b> 53 66 32 11/12                   |
| <b>Orca®</b> , [2003] orange, pale orange stripes<br>H = 20 cm, FT: M 53 67 81 11/12                                     |
| <b>Peach Blossom, M.</b> [1890] dark pink,<br><b>pot cultivation</b><br>H = 25 cm, FT: M, <b>SCENTED</b> 53 68 31 11/12  |
| <b>Queen of Marvel®</b> , [1982] cherry pink<br>H = 35 cm, FT: E 53 68 56 11/12  |
| <b>Verona</b> , [1991] cream yellow<br>H = 40 cm, FT: M, <b>SCENTED</b> 53 70 07 11/12                                   |
| <b>Viking</b> , [1984] bright red,<br>sport of Monte Carlo<br>H = 30 cm, FT: M, <b>SCENTED</b> 53 70 11 11/12            |
| <b>Willem van Oranje, M.</b> [1933] orange,<br><b>pot cultivation</b><br>H = 25 cm, FT: M, <b>SCENTED</b> 53 71 80 11/12 |
| <b>Yellow Baby</b> , [1971] pure yellow, ideal for pot<br>and bowl<br>H = 20 cm, FT: E 53 72 04 10/11                    |
| <b>Mixed</b> , double early tulips<br>H = 20-35 cm, FT: E-M 53 72 21 11/12   |
| <b>Mixture, of Murillo varieties</b><br>H = 25 cm, FT: E-M 53 72 41 11/12  |



Double early tulip Monsella®



Double early tulip Monte Carlo



Double early tulip Monte Orange®



Double early tulip Montreux®



Double early tulip Orca®



Double early tulip Peach Blossom



Double early tulip Queen of Marvel®



Double early tulip Verona



Double early tulip Viking



Double early tulip Willem von Oranje



Double early tulip Yellow Baby



Double early tulip mixed



Triumph tulip Abu Hassan



Triumph tulip Agrass White



Triumph tulip Alibi® and Havran



Triumph tulip Annie Schilder



Triumph tulip Apricot Foxx®



Triumph tulip Attila



Triumph tulip Attila Graffiti



Triumph tulip Barcelona®



Triumph tulip Blackjack

Triumph tulip Blue Beauty  
and Dynasty Orange®

## Triumph tulips

### OP 50 and 250 bulbs

From 1900 to 1920, in particular, single early tulips were crossed with the later-flowering Breeder, Mendel and Darwin tulips, resulting in the medium-early-flowering Triumph tulips with stable and very long-lasting flowers.

In 1925, first varieties were shipped from Holland to America to stimulate the American market. Today, Triumph tulips are the most important group of all for tulip propagation in Holland.

They are essential for forcing and excellent for gardens. Flowering outdoors as of the start of April.

**Abu Hassan**, [1976] dark mahogany red, yellow edge

H = 50 cm, FT: M 538758 11/12

**Agrass White**, [1997] pure white

H = 40 cm, FT: M 538864 11/12

**Alibi**®, [2004] violet pink

H = 40 cm, FT: M 538767 11/12

**Annie Schilder**, [1982] exterior pink-orange with broad orange edge, interior orange with azalea pink flame

H = 45 cm, FT: M, **SCENTED** 538815 11/12

**Apricot Foxx**®, [2009] salmon/apricot with paler edge

H = 40 cm, FT: M 538819 11/12

**Attila**, [1945] purple

H = 50 cm, FT: M 538833 11/12

**Attila Graffiti**, [1986] dark purple red

H = 50 cm, FT: M 538837 11/12

**Barcelona**®, [1989] lilac pink

H = 60 cm, FT: M 538843 11/12

**Blackjack**, [2006] dark purple all over

H = 45 cm, FT: M 539190 11/12

**Blue Beauty**, [1987] violet purple on a cream base and saffron yellow stamens

H = 40 cm, FT: M 539219 11/12

|   |        |                      |
|---|--------|----------------------|
| <b>Bloody Mary</b> , [2007] bright dark red<br>H = 40 cm, FT: M   | 539214 | 11/12                |
| <b>Calgary</b> ®, [1995] pure white,<br><b>pot cultivation</b><br>H = 20 cm, FT: M  | 539298 | 12/+<br>539299 11/12 |
| <b>Carola</b> , [1986] dark pink red<br>H = 45 cm, FT: M  | 539366 | 12/+                 |
| <b>Charade</b> ®, [1999] pale orange, pink glow<br>H = 50 cm, FT: M   | 539392 | 11/12                |
| <b>Cheers</b> , [1990] cream/sulphur yellow<br>H = 40 cm, FT: E, <b>SCENTED</b>   | 539417 | 11/12                |
| <b>Couleur Cardinal</b> , [1845]<br>scarlet with a hint of blue, <b>pot cultivation</b><br>H = 35 cm, FT: L, <b>SCENTED</b> | 539428 | 12/+<br>539429 11/12 |

|  |        |                      |
|--|--------|----------------------|
| <b>Denise</b> , [1997] on the exterior white to cream,<br>carmine pink to pink red flames, plum anther<br>H = 35 cm, FT: M | 539444 | 11/12                |
| <b>Don Quichotte</b> , [1952] pink<br>H = 50 cm, FT: M   | 539449 | 12/+<br>539450 11/12 |
| <b>Dow Jones</b> ®, [1993] cardinal red with strong<br>yellow edge, sport of Leen van der Mark<br>H = 50 cm, FT: M         | 539462 | 11/12                |
| <b>Dynasty</b> ®, [2000] dark pink on a white base<br>H = 65 cm, FT: M   | 539580 | 12/+                 |
| <b>Dynasty Orange</b> ®, [2006] bright purple pink<br>with an orange glow, very unusual and showy<br>H = 50 cm, FT: M      | 539583 | 11/12                |



Triumph tulip Bloody Mary



Triumph tulip Calgary



Triumph tulip Carola



Triumph tulip Charade®



Triumph tulip Cheers



Triumph tulip Couleur Cardinal



Triumph tulip Denise



Triumph tulip Don Quichotte



Triumph tulip Dow Jones®



Triumph tulip Dynasty®



Triumph tulip Flaming Flag®



Triumph tulip Fontainebleau



Triumph tulip Françoise



Triumph tulip Gabriella



Triumph tulip Garden Party



Triumph tulip Gavota



Triumph tulip Golden Brigitta

### Triumph tulips – continued

**Flaming Flag®**, [2007] an interesting combination of violet, purple and white

H = 40 cm, FT: M 539833 11/12

**Fontainebleau**, [1998] a cross between Queen of Night and Lustige Witwe, purple brown with a white edge

H = 50 cm, FT: M 539884 11/12

**Françoise**, [2006] white

H = 60 cm, FT: M 539850 11/12

**Gabriella**, [1992] delicate pink

H = 45 cm, FT: M 539890 11/12

**Garden Party**, [1944] white, with a bright carmine red edge, very unusual

H = 40 cm, FT: M-L 540014 11/12

**Gavota**, [1995] brownish-red with cream yellow edge

H = 45 cm, FT: E 540027 11/12

**Golden Brigitta**, [1997] gold

H = 50 cm, FT: M 540049 11/12

**Gwen®**, [2005] white flower on a strong stem, in the late stage of flowering develops a lavender edge

H = 40 cm, FT: M 540085 11/12

**Happy Generation®**, [1988] exterior ivory white, red flame, canary yellow base with red stripes

H = 50 cm, FT: M 540096 11/12

**Havran®**, [1998] almost black 540099 12/+

H = 40 cm, FT: M (picture p. 26) 540100 11/12

**Helmar**, [1986] gold with red flame

H = 55 cm, FT: E 540102 11/12

**Hemisphere**, [2000] white with pink flame, in the later stage of flowering changing to dark pink to red flame, colouring varies significantly

H = 35 cm, FT: M 540090 11/12

**Hermitage®**, [1986] orange-red, purple flaming, sport of Prinses Irene

H = 35 cm, FT: M, **SCENTED** 540111 11/12

**Hollandia**, [1988] blood red with cardinal red flame

H = 40 cm, FT: M 540112 11/12

**Ile de France**, [1968]

cardinal red 540122 12/+

H = 50 cm, FT: E-M 540123 11/12

**Innuendo**, [2004] white with broad dark red edge

H = 35 cm, FT: M 540145 11/12

**Inzell**, [1969] ivory white 540150 12/+

H = 45 cm, FT: M 540151 11/12

**Jan Reus**, [1986] blackish-brown

H = 50 cm, FT: M 540212 11/12

**Jan van Nes**, [1979] canary

yellow on a darker base 540216 12/+

H = 60 cm, FT: L 540217 11/12

**Jimmy**, [1962] carmine pink with an orange glow

H = 40 cm, FT: M 540230 11/12

**Kees Nelis**, [1951] blood red, yellow-orange edge

H = 45 cm, FT: M-L 540376 11/12

**King's Orange**, [1983] dark orange, pale orange edge

H = 55 cm, FT: M 540380 11/12

**Leen van der Mark**, [1968]

cardinal red, edged with white 540394 12/+

H = 45 cm, FT: E-M 540398 11/12

**Magic Lavender**, [2011] lavender blue

H = 40 cm, FT: M-L 540592 11/12

**Mango Charm®**, [2012] a striking variety, the flower starts in yellow-orange and turns to mango in the later stage of flowering

H = 50 cm, FT: M (picture p.30) 540600 11/12

**Match**, [2006] two-coloured, yellow base with red petals, very striking in a bed

H = 40 cm, FT: M (picture p.30) 540643 11/12

**Meissner Porzellan**, [1952] pink with white

H = 55 cm, FT: M (picture p.30) 540661 11/12



Triumph tulip Gwen®



Triumph tulip Happy Generation®



Triumph tulip Helmar



Triumph tulip Hemisphere



Triumph tulip Heritage®



Triumph tulip Hollandia



Triumph tulip Ile de France



Triumph tulip Innuendo



Triumph tulip Inzell



Triumph tulip Jan Reus



Triumph tulip Jan van Nes



Triumph tulip Jimmy



Triumph tulip Kees Nelis



Triumph tulip King's Orange



Triumph tulip Leen van der Mark



Triumph tulip Magic Lavender

## Triumph tulips – continued



Triumph tulip Mango Charm®



Triumph tulip Match



Triumph tulip Meissner Porzellan



Triumph tulip National Velvet



Triumph tulip New Design



Triumph tulip Orange Cassini



Triumph tulip Oscar



Triumph tulip Passionale



Triumph tulip Paul Scherer®



Triumph tulip Pretty Princess®

|   |                |       |
|---|----------------|-------|
| <b>National Velvet</b> , [2007] dark crimson<br>H = 50 cm, FT: M  | <b>54 0755</b> | 11/12 |
| <b>Negrita</b> , [1970] deep purple<br>H = 45 cm, FT: M, <b>SCENTED</b>   | <b>54 0760</b> | 12/+  |
| <b>New Design</b> , [1974] pale pink with white, leaf with white edging<br>H = 50 cm, FT: M   | <b>54 0761</b> | 11/12 |
| <b>Orange Cassini</b> , [1981] orange red, pink flaming on yellow base<br>H = 50 cm, FT: M  | <b>54 0824</b> | 12/+  |
|   | <b>54 0828</b> | 11/12 |
| <b>Oscar</b> , [1975] cardinal red<br>H = 45 cm, FT: E  | <b>54 0923</b> | 11/12 |
| <b>Passionale</b> , [1983] dark purple<br>H = 40 cm, FT: M  | <b>54 1079</b> | 11/12 |
| <b>Paul Scherer®</b> , [2000] dark purple-black<br>H = 50 cm, FT: L   | <b>54 1072</b> | 11/12 |
| <b>Pretty Princess®</b> , [2010] sport of Princess Irene, pink flamed with dark purple, leaves with a white edge, colouring varies somewhat, strong, robust variety with the same characteristics as Princess Irene, very unusual and showy<br>H = 35 cm, FT: M | <b>54 1219</b> | 11/12 |

|  |                |       |
|--|----------------|-------|
| <b>Prinses Irene</b> , [1949] orange, purple flame, <b>pot cultivation</b><br>H = 35 cm, FT: M, <b>SCENTED</b> | <b>54 1251</b> | 12/+  |
|  | <b>54 1252</b> | 11/12 |
| <b>Prominence</b> , [1943] dark red<br>H = 40 cm, FT: M  | <b>54 1261</b> | 12/+  |
| <b>Purple Flag</b> , [1983] dark purple<br>H = 45 cm, FT: M  | <b>54 1285</b> | 11/12 |
| <b>Rems Favourite</b> , [2000] violet, flamed with white<br>H = 55 cm, FT: M                                   | <b>54 1308</b> | 11/12 |
| <b>Ronaldo</b> , [1997] maroon-purple<br>H = 50 cm, FT: M  | <b>54 1401</b> | 11/12 |
| <b>Rosalie</b> , [1986] exterior phlox pink with pale pink edge, base canary yellow<br>H = 55 cm, FT: M        | <b>54 1457</b> | 11/12 |
| <b>Rosario</b> , [1957] pink, white edge<br>H = 50 cm, FT: M   | <b>54 1501</b> | 11/12 |
| <b>Royal Virgin®</b> , [2001] pure white<br>H = 40 cm, FT: M   | <b>54 1481</b> | 11/12 |
| <b>Saigon®</b> , [2013] completely dark purple, a showy new variety<br>H = 45 cm, FT: M                        | <b>54 1505</b> | 11/12 |
| <b>Shirley</b> , [1968] ivory white, narrow purple edge<br>H = 50 cm, FT: E                                    | <b>54 1514</b> | 12/+  |
|  | <b>54 1515</b> | 11/12 |



Triumph tulip Negrita and Shirley



Triumph tulip Prinses Irene



Triumph tulip Prominence



Triumph tulip Purple Flag



Triumph tulip Rems Favourite



Triumph tulip Ronaldo



Triumph tulip Rosalie



Triumph tulip Rosario



Triumph tulip Saigon®



Triumph tulip Royal Virgin®



Triumph tulip Slawa



Triumph tulip Shiun

**Triumph tulips - continued**



Triumph tulip Stargazer®

**Shiun**, [2006] white, dark purple edge  
H = 65 cm, FT: M (picture p.31) **54 15 24** 11/12

**Slawa**, [2007] dark maroon with orange edge  
H = 35 cm, FT: M (picture p.31) **54 15 70** 11/12

**Stargazer®**, [1991] cardinal red, pure white edge  
H = 45 cm, FT: M **54 16 51** 11/12

**Strong Gold**, [1989] primrose yellow, good variety for cutting with sturdy stem  
**54 16 90** 12/+  
H = 40 cm, FT: M, **SCENTED** **54 16 91** 11/12

**Suncatcher**, [2008] an unusual garden variety with radiant flowers in lemon yellow with blazing scarlet flame  
H = 50 cm, FT: M **54 16 15** 11/12

**Washington**, [1981] canary yellow, blood-red flaming  
H = 55 cm, FT: M **54 18 94** 11/12

**Yokohama**, [1961] buttercup yellow, **very pointed petals**  
H = 35 cm, FT: E **54 19 37** 11/12

**Mixed** **54 19 41** 12/+  
FT: E-L **54 19 42** 11/12



Triumph tulip Strong Gold



Triumph tulip Washington



Triumph tulip Yokohama



Tri. tulip Passionale and Cycl daff. Toto



Triumph tulip Suncatcher



Triumph tulip mixed



## Darwin hybrid tulips

### OP 50 and 250 bulbs

The early-flowering Fosteriana tulip "Madame Lefebvre" was first crossed with the late-flowering Darwin tulips in 1930. Ten years later, the first varieties – all of which were either red or yellow – were available on the market.

Other colours were developed in subsequent years, for example "Elisabeth Arden" (1942). In 1980, "Apeldoorn" (1951) was the most widely cultivated variety in Holland. Today, more than 40 sports of this variety have been registered, and Darwin hybrid tulips are the third most produced tulips.

The large-flower varieties on long, strong stems are very well suited to bed and group planting.

Open-air flowering from mid to end of April

|   |             |
|---|-------------|
| <b>Ad Rem</b> , [1960] scarlet, yellow edging                     |             |
| H = 60 cm, FT: M-L, <b>SCENTED</b>                                | 544810 12/+ |
| <b>Apeldoorn</b> , [1951] orange-scarlet                          |             |
| H = 55 cm, FT: E, <b>SCENTED</b>                                  | 544820 12/+ |
| <b>Apeldoorn's Elite</b> , [1968] scarlet with a yellow edge      |             |
| H = 55 cm, FT: E  | 544845 12/+ |
| <b>Apricot Impression</b> ®, [1996] apricot-orange                |             |
| H = 55 cm, FT: M  | 544847 12/+ |
| <b>Banja Luka</b> , [1998] buttercup yellow with vermillion flame |             |
| H = 55 cm, FT: E  | 544849 12/+ |

|   |             |
|---|-------------|
| <b>Beauty of Apeldoorn</b> ®, [1960] yellow base with red glow                        |             |
| H = 55 cm, FT: E, <b>SCENTED</b>  | 544856 12/+ |
| <b>Big Chief</b> , [1959] rosy salmon, orange edge                                    |             |
| H = 60 cm, FT: E-M  | 544870 12/+ |
| <b>Blushing Apeldoorn</b> ®, [1989] orange-yellow                                     |             |
| H = 55 cm, FT: E  | 544874 12/+ |
| <b>Daydream</b> , [1980] yellow/orange, flower blooms yellow and develops into orange |             |
| H = 55 cm, FT: M, <b>SCENTED</b>  | 544879 12/+ |
| <b>Golden Apeldoorn</b> ®, [1960] yellow, black base                                  |             |
| H = 55 cm, FT: E, <b>SCENTED</b>  | 545031 12/+ |
| <b>Golden Parade</b> , [1963] buttercup yellow  |             |
| H = 60 cm, FT: M  | 545080 12/+ |



Darwin hybrid tulip Ad Rem



Darwin hybrid tulip Apeldoorn



Darwin hybrid tulip Golden Parade



Darwin hybrid tulip Banja Luka



Darwin hybrid tulip Beauty of Apeldoorn



Darwin hybrid tulip Apeldoorn's Elite



Darwin hybrid tulip Big Chief



D.H.T. Blushing Apeldoorn



Darwin hybrid tulip Golden Apeldoorn®



Darwin hybrid tulip Daydream

Darwin hybrid tulips – *continued*

|  |   |
|--|---|
| <b>Hakuun®</b> , [2003] pure white<br>H = 50 cm, FT: M (picture p. 35) <b>54 51 47</b> 12/+  | <b>Parade</b> , [1951] scarlet<br>H = 60 cm, FT: M <b>54 53 17</b> 12/+                                 |
| <b>Jaap Groot®</b> , [1999] gold with white flames, the leaf is green with creamy yellow edge, sport of Golden Apeldoorn<br>H = 60 cm, FT: E <b>54 51 79</b> 11/12 | <b>Pink Impression®</b> , [1994] pink<br>H = 55 cm, FT: M <b>54 53 26</b> 12/+                          |
| <b>Juliette</b> , [1985] chrome yellow with scarlet marking<br>H = 55 cm, FT: M <b>54 51 84</b> 12/+   | <b>Red Impression®</b> , [1994] red "Pink Impression®"<br>H = 55 cm, FT: M <b>54 53 40</b> 12/+         |
| <b>Lady van Eijk</b> , [2010] pinky red with purple glow<br>H = 45 cm, FT: M <b>54 51 91</b> 12/+  | <b>Salmon Impression®</b> , [2000] salmon pink<br>H = 55 cm, FT: E <b>54 53 52</b> 12/+                 |
| <b>Light and Dreamy®</b> , [2011] purple violet with pink sheen<br>H = 50 cm, FT: M <b>54 51 93</b> 12/+   | <b>van Eijk®</b> , [1995] cherry pink<br>H = 55 cm, FT: M <b>54 53 70</b> 12/+                          |
| <b>Mystic van Eijk</b> , [2006] salmon pink<br>H = 40 cm, FT: M <b>54 52 01</b> 12/+   | <b>World's Favourite®</b> , [1992] orange red with yellow edge<br>H = 45 cm, FT: M <b>54 53 82</b> 12/+ |
| <b>Ollioules</b> , [1988] pink, white edge<br>H = 55 cm, FT: M <b>54 52 04</b> 12/+  | <b>Mixed</b> ,<br>H = 45-60 cm, FT: E-L <b>54 53 86</b> 12/+  |
| <b>Orange van Eijk</b> , [2004] bright orange red<br>H = 45 cm, FT: L <b>54 52 36</b> 12/+   | <b>Mixture of van Eijk varieties</b> ,<br>H = 40-45 cm, FT: M-L <b>54 53 89</b> 12/+                    |

## van Eijk assortment

Exceptionally pretty, low-cost varieties in pink – red colour hues with large flowers on strong stems. Ideal for beds and borders and public green spaces.



Darwin hybrid tulip, van Eijk mixed



Darwin hybrid tulip Mystic van Eijk



Darwin hybrid tulip van Eijk



Darwin hybrid tulip Orange van Eijk



Darwin hybrid tulip Lady van Eijk

## Impression® assortment

### Information on the Impression® varieties Apricot, Pink, Red, Salmon:

This group is characterised by very large flowers, the same flowering period, strong colours and stems, large bulbs, not prone to Fusarium, very well suited to dry sale, also ideal as border plant, including in warmer climates.



Darwin hybrid tulip Apricot Impression®



Darwin hybrid tulip Pink Impression®



Darwin hybrid tulip Red Impression®



Darwin hybrid tulip Salmon Impression®



Darwin hybrid tulip Hakuun®



Darwin hybrid tulip Juliette



Darwin hybrid tulip Light and Dreamy®



Darwin hybrid tulip Ollioules



Darwin hybrid tulip Parade



Darwin hybrid tulip Jaap Groot®



Darwin hybrid tulip World's Favourite®



Darwin hybrid tulip mixed



Single late tulip Atlantis



Single late tulip Avignon



Single late tulip Bleu Aimable



Single late tulip Blushing Beauty®



Single late tulip Blushing Lady



Single late tulip Caravelle®



Single late tulip City of Vancouver



Single late tulip Dordogne



Single late tulip Kingsblood



Single late tulip La Courtine

## Single late tulips

### OP 50 and 250 bulbs

These varieties, which are also known as "cottage tulips", first flowered in 1750 in the gardens of English country houses and palaces. The late-flowering "Ingles Combe Yellow" (1906) was a very well-known English variety. A sport, "Princess Margaret Rose" (1944), was bred by J. Bankert from Enkhuizen/Holland. The breakthrough came in 1940, when many varieties still known today, such as "Halcro" (1949), "Maureen" (1950) and "Menton" (1971), were developed.

The large-flower, long-stemmed varieties are ideally suited to parks and gardens, as well as cultivation in cold frames and open-air cutting.

Open-air flowering from start of May

**Atlantis**, [1981] amethyst violet, broad white edge, blue-ish base

H = 40 cm, FT: M **54 57 51** 11/12

**Avignon**, [1966] exterior purple red with hint of orange, interior tomato red, base yellow with green-ish eye

H = 65 cm, FT: L **54 57 71** 11/12

**Bleu Aimable**, [1916] purple

H = 60 cm, FT: L **54 58 26** 11/12

**Blushing Beauty**®, [1983] bright pink red with wide yellow edge

H = 75 cm, FT: L **54 58 28** 11/12

**Blushing Lady**, [1991] (pale) pink flamed with barium yellow, very large flowers

H = 75 cm, FT: L **54 58 25** 11/12

**Caravelle**®, [1981] dark purple

H = 55 cm, FT: L **54 58 32** 11/12

**City of Vancouver**, [1986] soft yellow with cream-white edge

H = 60 cm, FT: L **54 58 36** 11/12

**Dordogne**, [1991] an orange-red Menton

H = 65 cm, FT: M **54 58 55** 11/12

**Kingsblood**, [1952] cherry red

H = 60 cm, FT: M-L **54 63 61** 11/12

**La Courtine**, [1988] yellow, red flames

H = 65 cm, FT: L **54 63 65** 11/12

- Maureen**, [1950] cream white  
H = 70 cm, FT: L 54 64 34 11/12
- Menton**, [1971] salmon pink  
H = 65 cm, FT: M 54 64 43 11/12
- Picture**, [1949] lilac pink, very striking flower shape, unusual  
H = 60 cm, FT: L 54 67 55 11/12
- Pink Diamond**, [1976] pale phlox pink  
H = 50 cm, FT: L 54 67 70 11/12
- Queen of Night**, [1944] deep brownish-black  
H = 60 cm, FT: L 54 68 53 12/+
- Recreado**, [1979] exterior deep purple with violet flame, base blue-black  
H = 50 cm, FT: M 54 68 59 11/12
- Red Georgette**, [1983] cardinal red, **multi-flowered**  
H = 50 cm, FT: L 54 68 61 11/12
- Roi du Midi**, [1991] canary yellow  
H = 65 cm, FT: M-L 54 68 77 11/12
- Sorbet**, [1959] white flamed with carmine red  
H = 60 cm, FT: L 54 69 46 11/12
- World Expression®**, [1992] soft yellow, red flame  
H = 60 cm, FT: L 54 70 10 11/12
- Mixed**  
FT: E-L 54 70 39 11/12



Single late tulip Maureen



Single late tulip Menton



Single late tulip Picture



Single late tulip Recreado



Single late tulip Queen of Night



Single late tulip Sorbet



Single late tulip Roi du Midi



Single late tulip Red Georgette



Single late tulips, mixed



Single late tulip World Expression



Single late tulip Pink Diamond and Queen of Night



Double late tulip Abigail



Double late tulip Angelique



Double late tulip Black Hero®



Double late tulip Blue Diamond



Double late tulip Blue Spectacle



Double late tulip Carnaval de Nice



Double late tulip Danceline



Double late tulip Double Focus



Double late tulip Dream Touch



Double late tulip Finola®

## Double late tulips (peony-flowering tulips)

### OP 50 and 250 bulbs

These late-flowering double tulips were already being cultivated in Holland in 1665. In England, they were called peony-flowering tulips. By 1915, just 16 varieties were registered. Later strains, such as "Mount Tacoma" (1924), "Uncle Tom" (1932), as well as "Wirosa" (1949), "Carneval de Nice" (1953), "Angelique" (1959) and "Miranda" (1981) are still cultivated today.

The double late tulips have never been a significant group, but thanks to their impressive flowers, they are highly prized among garden lovers and garden designers.

Open-air flowering from mid May

**Abigail**, [1998] dark purple with green base  
H = 50 cm, FT: M-L **54 70 90** 11/12

**Angelique**, [1959] pink  
H = 45 cm, FT: E, **SCENTED** **54 70 93** 11/12

**Black Hero**®, [1984] double Queen of Night, completely dark blue, almost black  
H = 60 cm, FT: L **54 70 95** 11/12

**Blue Diamond**, [1990] double Prinz Charles, deep purple, green-white base, dark blue veins  
H = 40 cm, FT: L **54 70 97** 11/12

**Blue Spectacle**, [1999] purple with white rib  
H = 50 cm, FT: M-L **54 70 98** 11/12

**Carnaval de Nice**, [1953] white with a red flame  
H = 50 cm, FT: M **54 71 06** 11/12

**Danceline**, [2006] a very striking densely double flower reminiscent of a peony, glowing white with dark purple spots and stripes on the petal tips

H = 40-50 cm, FT: L **54 71 24** 11/12

**Double Focus**, [1992] red with yellow edge  
H = 35 cm, FT: M **54 70 84** 11/12

**Dream Touch**, [2011] rose-shaped flower, dark purple red with a fine white edge, very showy  
H = 35 cm, FT: L **54 71 26** 11/12

**Finola**®, [1999] white with a dark pink edge  
H = 50 cm, FT: L **54 71 30** 11/12

**Freeman**®, [2000] base yellow, petals barium yellow, pale red flaming  
H = 30 cm, FT: L **54 71 09** 11/12



Double late tulip Freeman®



Double late tulip Ice Cream®



Double late tulip Lilac Perfection



Double late tulip Maureen Double®



Double late tulip Miranda



Double late tulip Mount Tacoma



Double late tulip Red Princess®



Double late tulip Orange Princess



Double late tulip Orange Angelique



Double late tulip Uncle Tom

**Ice Cream®**, [1999] white with dark pink flame  
H = 25 cm, FT: M 54 71 25 11/+

**Lilac Perfection**, [1951] lilac  
H = 50 cm, FT: M 54 71 28 11/12

**Maureen Double®**, [2005] pure white  
H = 50 cm, FT: L 54 71 29 11/12

**Miranda**, [1981] vermilion, with carmine pink flame  
H = 55 cm, FT: E 54 71 33 11/12

**Mount Tacoma**, [1924] white  
H = 45 cm, FT: L 54 71 37 11/12

**Orange Angelique**, [2009] sport of Angelique in bright orange  
H = 45 cm, FT: E, **SCENTED** 54 71 02 11/12

**Orange Princess**, [1983] double Prinses Irene, orange, purple flame, canary yellow base  
H = 35 cm, FT: L 54 71 39 11/12

**Red Princess®**, [1990] sport of Orange Princess, blood red with cardinal red flame, canary yellow base  
H = 30 cm, FT: L 54 71 42 12/+

**Uncle Tom**, [1939] dark maroon  
H = 45 cm, FT: M-L 54 71 08 11/12

**Yellow Mountain**, [1992] large yellow flowers, sport of Mount Tacoma  
H = 45 cm, FT: L 54 71 35 11/12

**Mixed**  
H = 35-45 cm, FT: E-M 54 71 47 11/12



Double late tulip Yellow Mountain



Double late tulips, mixed



Viridiflora tulip Artist



Viridiflora tulip China Town



Viridiflora tulip Evergreen®



Viridiflora tulip Esperanto



Viridiflora tulip Flaming Springgreen



Viridiflora tulip Groenland



Viridiflora tulip Spring Green

## Viridiflora tulips

### OP 50 and 250 bulbs

"Viridiflora" was discovered in around 1700 and used for many cultures. Later, after 1940, the "green" sports were developed as the result of crosses and mutations. Late-flowering varieties such as "Artist" (1945), "Groenland" (1955) and "Spring Green" (1969) are still well-known today and particularly popular among garden designers.

Open-air flowering as of the start of to mid May

**Artist**, [1947] salmon pink interior with green, purple exterior

H = 30 cm, FT: L **54 70 42** 11/12

**China Town**, [1988] pale phlox pink to carmine pink, moss green stripes

H = 30 cm, FT: L **54 70 43** 11/12

**Evergreen**®, [2010] the **first and only** genuine green tulip to date. Remains consistently green from the start to the end of flowering and has a very long flowering period of up to 6 weeks

H = 45 cm, FT: M **54 70 71** 11/12

**Esperanto**, [1968] rose pink, with a silver edge, leaves edged with white

H = 30 cm, FT: L **54 70 50** 11/12

**Flaming Springgreen**, [1999] ivory white, cardinal red flame and green feathering

H = 50 cm, FT: L **54 70 60** 11/12

**Groenland**, [1955] pink with green

H = 55 cm, FT: L **54 70 59** 11/12

**Nightrider**®, [2002] dark violet, dark green flame

H = 50 cm, FT: L **54 70 65** 11/12

**Spring Green**, [1969] ivory white, green feathering

H = 50 cm, FT: L **54 70 73** 11/12

**Virichic**®, [2002] dark pink with green, petals pointed, very unusual

H = 45 cm, FT: L **54 70 80** 11/12

**Yellow Springgreen**, [1999] canary yellow, green feathering

H = 50 cm, FT: L **54 70 77** 11/12

**Mixed**

H = 30-55 cm, FT: L **54 70 85** 11/12

### ► Please note:

*All information about heights and flowering times are average values that depend on use and location.*





Viridiflora tulip Nightrider®



Viridiflora tulip Virichic®



Viridiflora tulip Yellow Springgreen



Viridiflora tulips mixed

## Lily-flowered tulips

### OP 50 and 250 bulbs

This group with its beautifully elegant flowers was created in 1840 by crossing "Tulipa acuminata" with "Tulipa gesneriana". From 1935 to 1940 a few very successful strains were produced in Holland, for example "Aladdin" (1942), "Maytime" (1942) and "West Point" (1943), which remain important up to this day.

This group is particularly appreciated by all garden lovers and garden designers. A few varieties are also suitable for forcing.

Open-air flowering from start of May

**Aladdin**, [1942] red with yellow serration  
 H = 55 cm, FT: M 54 71 53 11/12  
**Ballerina**, [1980] orange-red 54 71 85 12/+  
 H = 55 cm, FT: M-L, **SCENTED** 54 71 86 11/12

**Budlight**, [2012] white with pale yellow flame, striking new pretty variety  
 H = 45 cm, FT: M-L 54 72 05 11/12  
**China Pink**®, [1944] pink on a white base  
 H = 45 cm, FT: M 54 72 35 11/12



Lily-flowered tulip Ballerina



Lily-flowered tulip Aladdin



Lily-flowered tulip Budlight



Lily-flowered tulip China Pink®



Lily-flowered tulip Claudia



Lily-flowered tulip Elegant Lady



Lily-flowered tulip Greenstar®



Lily-flowered tulip Holland Chic®

## Lily-flowered tulips – continued

|   |          |       |
|---|----------|-------|
| <b>Claudia</b> , [1998] deep violet with white edge, very long-lasting  |          |       |
| H = 55 cm, FT: M  | 54 72 40 | 12/+  |
| <b>Elegant Lady</b> , [1953] ivory white with delicate pale pink sheen  |          |       |
| H = 60 cm, FT: L  | 54 72 91 | 11/12 |
| <b>Greenstar®</b> , [2009] green with a wide white edge                 |          |       |
| H = 45 cm, FT: M  | 54 72 95 | 11/12 |
| <b>Holland Chic®</b> , [2000] white with maroon marking on the exterior |          |       |
| H = 50 cm, FT: M  | 54 73 00 | 11/12 |
| <b>Lasting Love</b> , [2008] deep dark maroon                           |          |       |
| H = 35 cm, FT: M  | 54 73 60 | 11/12 |
| <b>Mariette</b> , [1942] pink   |          |       |
| H = 55 cm, FT: M  | 54 74 26 | 11/12 |
| <b>Marilyn</b> , [1976] white with purple flaming                       |          |       |
| H = 55 cm, FT: L  | 54 74 38 | 11/12 |
| <b>Maytime</b> , [1942] reddish violet, yellow base                     |          |       |
| H = 50 cm, FT: M  | 54 74 44 | 11/12 |
| <b>Purple Dream</b> , [2011] dark violet                                |          |       |
| H = 50 cm, FT: M  | 54 74 59 | 11/12 |
| <b>Red Shine</b> , [1955] deep red                                      | 54 75 38 | 12/+  |
| H = 55 cm, FT: M-L  | 54 75 43 | 11/12 |

|   |          |       |
|---|----------|-------|
| <b>Sapporo</b> , [1992] ivory white with mimosa yellow flame  |          |       |
| H = 45 cm, FT: M  | 54 74 54 | 11/12 |
| <b>Synaeda King</b> , [1995] red with a wide canary yellow edge   |          |       |
| H = 50 cm, FT: M  | 54 75 61 | 11/12 |
| <b>Tres Chic</b> , [1992] pure white  |          |       |
| H = 45 cm, FT: M  | 54 75 65 | 11/12 |
| <b>West Point</b> , [1943] primrose yellow  |          |       |
| H = 50 cm, FT: M-L, <b>SCENTED</b>  | 54 75 80 | 11/12 |
| <b>White Triumphator</b> , [1942] pure white  |          |       |
| H = 60 cm, FT: M  | 54 76 29 | 12/+  |
| <b>Yellow Spider®</b> , [2004] pale to dark yellow, green along the midrib, <b>semi-double</b> flower, complete novelty |          |       |
| H = 35 cm, FT: M  | 54 76 41 | 11/+  |
| <b>Mixed</b> , FT: M-L  | 54 77 41 | 11/12 |



Lily-flowered tulips, mixed



Lily-flowered tulip Lasting Love



Lily-flowered tulip Mariette



Lily-flowered tulip Maytime



Lily-flowered tulip West Point



Lily-flowered tulip Marilyn



Lily-flowered tulip Synaeda King



Lily-flowered tulip Tres Chic



Lily-flowered tulip Red Shine



Lily-flowered tulip Sapporo



Lily-flowered tulip Yellow Spider®



Lily-flowered tulip Purple Dream



Lily-flowered tulip White Triumphantor

## Rembrandt tulips

### OP 50 and 250 bulbs

Recommended class for the connoisseur. The unusually mottled and striped tulips are **ideal for group planting**. Flowering mid April

|   |        |       |
|---|--------|-------|
| <b>Mixture of striped varieties,</b><br>striped and mottled varieties | 547747 | 12/+  |
| H = 35 cm, FT: L  | 547748 | 11/12 |

### ► Please note:

Customers who purchase flower bulbs for cut flowers are obliged to keep a record of the **plant passport numbers** provided on the boxes and bags for inspection at any time by the "State Offices for Agriculture".

**Any complaints are only possible if these plant passport numbers are presented.**



Rembrandt tulip mixed

## Crispa tulips (fringed tulips)

### OP 50 and 250 bulbs

This small group of garden tulips was developed from sports of medium-early to late-flowering tulips; the petal edges are finely fringed. In 1962, the variety "Arma" was bred, a sport of the very well-known variety "Couleur Cardinal" (1845).

Crispa are coveted by garden lovers and garden designers. Open-air flowering in May

|  |        |       |   |        |       |
|--|--------|-------|---|--------|-------|
| <b>Arma</b> , [1962] scarlet, blue-green leaves, sport of Couleur Cardinal. <b>pot cultivation</b><br>H = 35 cm, FT: E, <b>SCENTED</b> | 547751 | 11/12 | <b>Hamilton</b> , [1974] buttercup yellow, sturdy stem<br>H = 65 cm, FT: L      | 547777 | 11/12 |
| <b>Blue Heron</b> , [1970] violet purple with white markings<br>H = 60 cm, FT: L   | 547767 | 11/12 | <b>Honeymoon</b> ®, [2000] pure white, very lacy fringing<br>H = 50 cm, FT: M-L | 547755 | 11/12 |
| <b>Canasta</b> , [1999] dark red with white edge<br>H = 35 cm, FT: L   | 547756 | 11/12 | <b>Lambada</b> , [1991] orange with canary yellow base<br>H = 50 cm, FT: M-L    | 547769 | 11/12 |
| <b>Carrousel</b> , [1995] pale yellow with red flame<br>H = 65 cm, FT: L   | 547753 | 11/12 | <b>Red Wing</b> , [1972] cardinal red, Turkey red fringe<br>H = 50 cm, FT: L    | 547781 | 11/12 |
| <b>Fancy Frills</b> ®, [1972] pink-white flaming and fringing<br>H = 45 cm, FT: L  | 547775 | 11/12 | <b>Siesta</b> ®, [2000] purple-red with white edge<br>H = 55 cm, FT: L          | 547807 | 11/12 |
| <b>Gorilla</b> ®, [2008] dark purple<br>H = 50 cm, FT: L   | 547806 | 11/12 | <b>Mixed</b><br>H = 60 cm, FT: L  | 547785 | 11/12 |



Crispa tulip Arma



Crispa tulip Carrousel and Red Wing



Crispa tulip Canasta



Crispa tulip Blue Heron



Crispa tulip Gorilla®



Crispa tulip Fancy Frills®



Crispa tulip Hamilton



Crispa tulip Honeymoon®



Crispa tulip Lambada



Crispa tulip Siesta®



Crispa tulips, mixed

### Double Crispa tulips (fringed tulips)

#### OP 50 and 250 bulbs

This new group impresses with the full double flowers and fringed blooms. They are ideal for beds and borders.

Open-air flowering in May



Double Crispa tulip Gold Dust®



Double Crispa tulip Maroon®



Double Crispa tulip Mascotte®



Double Crispa tulip Snow Crystal®



Double Crispa tulip Queensland®



Parrot tulip Air®



Parrot tulip Amazing Parrot

**Gold Dust®**, [2005] dark red with yellow edge, full double flowers and fringing

H = 30 cm, FT: L **547811** 11/+

**Maroon®**, [2008] dark maroon double flowers and fringing

H = 30 cm, FT: L **547812** 11/+

**Mascotte®**, [2004] bright violet double flowers and fringing

H = 35 cm, FT: L **547810** 11/+

**Queensland®**, [2006] pinky red with white edge, double flowers and fringing

H = 25 cm, FT: L **547813** 11/+

**Snow Crystal®**, [2008] pure white double flowers and fringing

H = 30 cm, FT: L **547808** 11/+

## Parrot tulips

### OP 50 and 250 bulbs

Parrot tulips were described for the first time as long ago as 1630. Their characteristic petal shape and colouring were highly unusual. Parrot tulips are sports of normal tulip varieties. For example, the variety "Fantasy" (1910) was created as a sport of "Clara Butt" (1989). Very popular group of varieties for garden lovers and garden designers. Eminently suited to group planting and beds, but should only be planted in locations protected from the wind, as the heavy flowers otherwise topple easily.

Open-air flowering in May

|  |                |
|--|----------------|
| <b>Air®</b> , [1999] pale purple pink with green   |                |
| H = 40 cm, FT: L   | 54 83 97 11/12 |
| <b>Amazing Parrot</b> , [2014] dark pink with yellow-orange edge                           |                |
| H = 55 cm, FT: L   | 54 83 99 11/12 |
| <b>Black Parrot</b> , [1937] dark purple   |                |
| H = 50 cm, FT: M-L, <b>SCENTED</b>   | 54 84 39 11/12 |
| <b>Blue Parrot</b> , [1935] violet blue  |                |
| H = 55 cm, FT: M-L, <b>SCENTED</b>   | 54 84 65 11/12 |
| <b>Blumex Favourite®</b> , [1992] sport of Rococo, exterior red with yellow and moss green |                |
| H = 35 cm, FT: L   | 54 84 42 11/12 |
| <b>Caribbean Parrot®</b> , [2012] pale yellow with red edge                                |                |
| H = 45 cm, FT: L   | 54 84 47 11/+  |

|   |                |
|---|----------------|
| <b>Erna Lindgreen</b> , [1951] cherry red                                     |                |
| H = 45 cm, FT: L  | 54 84 68 11/12 |
| <b>Estella Rijnveld</b> , [1954] red with white flame                         |                |
| H = 50 cm, FT: L  | 54 84 72 11/12 |
| <b>Flaming Parrot</b> , [1968] yellow, red flames                             |                |
| H = 70 cm, FT: L  | 54 86 08 11/12 |
| <b>Green Wave</b> , [1984] sport of Groenland, pastel pink with green flaming |                |
| H = 70 cm, FT: L  | 54 86 20 11/12 |
| <b>Irene Parrot</b> , [1997] yellow/orange, dark purple flame                 |                |
| H = 35 cm, FT: M  | 54 86 49 11/12 |



Parrot tulip Black Parrot



Parrot tulip Erna Lindgreen



Parrot tulip Caribbean Parrot®



Parrot tulip Blumex Favourite®



Parrot tulip Blue Parrot




Parrot tulip Estella Rijnveld



Parrot tulip Flaming Parrot



Parrot tulip Green Wave



Parrot tulip Irene Parrot

## Parrot tulips – continued

**Parrot Negrita**, [2011] sport of Triumph tulip Negrita, dark violet, outer petals with green stripes

H = 40 cm, FT: M 54 86 72 11/12

**Pink Vision**, [2010] pink with white, outer petals with green markings

H = 50 cm, FT: L 54 86 78 11/12

**Prof. Röntgen**, [1978] exterior chrome yellow, pink and scarlet feathering, interior mandarin red with lemon yellow base

H = 50 cm, FT: M 54 86 75 11/12

**Rai**<sup>®</sup>, [1986] purple pink

H = 35 cm, FT: L 54 86 95 11/12

**Rococo** [1942] deep scarlet with blue glow. Sport of Couleur Cardinal. **Pot cultivation**

H = 35 cm, FT: M, **SCENTED** 54 87 14 11/12

**Super Parrot**<sup>®</sup>, [1998] pure white with green

H = 40 cm, FT: L 54 87 30 11/12

**Texas Gold**, [1944] buttercup yellow with a little green

H = 45 cm, FT: L 54 87 64 11/12

**White Parrot**, [1943] pure white, excellent variety for beds

H = 40 cm, FT: L 54 87 71 11/12

**Mixed**

FT: M-L 54 88 74 11/12



Parrot tulip Pink Vision



Parrot tulip Parrot Negrita



Parrot tulip Prof. Röntgen



Parrot tulip Rai<sup>®</sup>



Parrot tulip Rococo



Parrot tulip Super Parrot<sup>®</sup>



Parrot tulip Texas Gold



Parrot tulip White Parrot



Parrot tulips, mixed



# Special offer *for tulips*

## Assortment of 2,000 tulips For open air and cold frames

Delivery: Start of September – mid November

Best Dutch tulip bulbs are used for FKS 2000. We reserve the right to change the assortment if the harvest makes this necessary.

Art. no. 54 93 44      FKS 2000      12/+

Can only be supplied in the stated mixed and as fixed assortment.

|     |   |      |
|-----|---|------|
| 500 | <b>Darwin hybrids, red</b>              | 12/+ |
| 500 | <b>Darwin hybrids, red, yellow edge</b> | 12/+ |
| 250 | <b>Darwin hybrids, yellow</b>           | 12/+ |
| 500 | <b>Triumph tulips, purple</b>           | 12/+ |
| 250 | <b>Triumph tulips, red, white edge</b>  | 12/+ |



Darwin hybr. red, yellow edge



Darwin hybr. red



Triumph purple



Darwin hybr. yellow



Triumph red, white edge



Tulipa fosteriana Albert Heijn®



Tulipa fosteriana Apricot Emperor



Tulipa fosteriana Candela



Tulipa fosteriana Concerto



Tulipa fosteriana Candela Festival



Tulipa fosteriana Purissima



Tulipa fosteriana Juan

## Fosteriana tulips

### OP 50 and 250 bulbs

“Fosteriana Haberbauer” lived in Samarkand/Uzbekistan and collected tulips in the nearby mountains and then sent them to the company C.G. van Tubergen in Haarlem (Holland). These collections contained some of the loveliest varieties. They were registered in 1906 and named Fosteriana tulips. The variety “Madame Lefeber” was discovered in 1925 and subsequently used for a large number of crosses. This also resulted in many Darwin hybrid tulips.

With their large flowers in bright colours, the tulips in this group are among the most elegant and statuesque wild tulips, with a flowering period in the open air from the end of April to mid May.

**Albert Heijn®**, [1997] bright pink, with a pale pink edge

H = 50 cm, FT: IV-V **549368** 11/12

**Apricot Emperor**, [2002] sport of Orange Emperor, apricot, far more pink than Orange Emperor in the fully open flower, and more green along the midrib

H = 40 cm, FT: IV **549370** 11/12

**Candela**, [1961] (“Yellow Emperor”) pure yellow

H = 35 cm, FT: IV, **SCENTED** **549387** 11/12

**Candela Festival**, [2015] yellow with red edge

H = 35 cm, FT: IV **549389** 12/+

**Concerto**, [1996] sulphur white

H = 30 cm, FT: IV **549420** 11/12

**Flaming Purissima**, [1999] white, red flames

H = 45 cm, FT: IV **549425** 11/12

**Juan**, [1961] orange, yellow base, **striped leaves**

H = 45 cm, FT: IV **549440** 11/12

**Madame Lefeber**, [1931]

(“Red Emperor”) bright vermilion, large flowers **549445** 12/+

H = 40 cm, FT: IV, **SCENTED** **549446** 11/12

**Orange Emperor**, [1962] orange, yellow heart

H = 40 cm, FT: IV **549450** 11/12

**Princeps**, [1908] large flowers, scarlet, bronze-green base

H = 25 cm, FT: IV 54 9740 11/12

**Purissima**, [1943] ("White Emperor") pure white

H = 45 cm, FT: IV 54 9777 11/12

**Sweetheart**, [1976] bright lemon yellow, white edge

H = 40 cm, FT: IV 54 9862 11/12

**Yellow Purissima**, [1980] pure yellow

H = 45 cm, FT: IV 54 9877 11/12

**Mixed**, Kaiserparade

H = 30-40 cm, FT: IV 54 9912 11/12



Tulipa fosteriana Sweetheart



Tulipa fosteriana Madame Lefebvre



Tulipa fosteriana Princeps



Tulipa fosteriana Yellow Purissima



Tulipa fosteriana Orange Emperor



Tulipa fosteriana Flaming Purissima



Tulipa fosteriana mixed

### Greigii tulips

#### OP 50 and 250 bulbs

In 1870, a large collection of wild tulips was sent from Turkestan to St. Petersburg, to Dr. August von Regel, who was head of the Botanical Gardens in St. Petersburg. Part of this collection was shipped from there to the company "van Tubergen" in Haarlem, Holland. Dr. von Regel called these tulips "Greigii tulips" after General S.A. Greig (plant collector and president of the Russian garden association).

Van Tubergen and other cultivators produced many crosses. The most famous of these today are "Red Riding Hood". The tulips in this group have partially grey/green leaves adorned with stripes and speckles.

Open-air flowering in April/May

**Albion Star**, [1998] pale yellow, cream white with pink glow

H = 30 cm, FT: IV-V **550200** 11/12

**Cape Cod**, [1955] bronze yellow, exterior apricot, yellow border, striped leaves.

#### pot cultivation

H = 25 cm, FT: IV-V **550257** 11/12

**Cherubina**, [1960] oriental red, yellow based speckled with dark brown, mottled leaves

H = 35 cm, FT: IV-V **550272** 11/12

**Czaar Peter**, [1982] white, pink flaming

H = 25 cm, FT: IV-V **550278** 11/12

**Diablo**, [2011] pale yellow with dark orange red flame

H = 40 cm, FT: IV-V **550282** 11/12

**Double Red Riding Hood**, [2001] red, double flowers

H = 30 cm, FT: IV-V **550286** 11/12

**Easter Surprise**, [1965] dark yellow transitioning to orange, bronze green base

H = 40 cm, FT: IV-V **550291** 11/12

**Engadin**, [1955] blood red, cream coloured edge with blood red strips, striped leaves

H = 35 cm, FT: IV-V **550298** 11/12



Tulipa greigii Albion Star



Tulipa greigii Cape Cod



Tulipa greigii Cherubina



Tulipa greigii Czaar Peter



Tulipa greigii Diablo



Tulipa greigii Double Red Riding Hood



Tulipa greigii Easter Surprise



Tulipa greigii Engadin

**Golden Tango**, [1982] (Gold West) canary yellow  
 H = 40 cm, FT: IV-V 55 03 41 11/12

**Kiev**, [2003] bright cherry red with a yellow edge, striped leaves, very distinctive  
 H = 25 cm, FT: IV-V 55 03 39 11/12

**Little Girl**, [2004] pale pink with pale yellow, dark green leaves, very unusual  
 H = 20 cm, FT: IV-V 55 03 54 11/12

**Orange Toronto**, [1987] orange with striped leaves, **multi-flowered**  
 H = 35 cm, FT: IV-V 55 04 59 11/12

**Pinocchio**®, [1980] scarlet, ivory white edge. **pot cultivation**  
 H = 20 cm, FT: IV-V 55 06 40 11/12

**Plaisir**, [1953] carmine red, pale yellow flame, **pot cultivation**  
 H = 15 cm, FT: IV 55 06 42 12/+

**Red Reflection**, [1955] bright scarlet, black base, striped leaves. **One of the most long-lasting garden tulips of all.**  
 H = 40 cm, FT: IV-V 55 06 52 11/12



Tulipa greigii Golden Tango



Tulipa greigii Orange Toronto



Tulipa greigii Kiev



Tulipa greigii Little Girl



Tulipa greigii Pinocchio®



Tulipa greigii Plaisir



Tulipa greigii Red Reflection



Tulipa greigii Red Riding Hood



Tulipa greigii Showmaster



Tulipa greigii Wildform



Tulipa greigii Toronto



Tulipa greigii Vanilla Cream



T. greigii peacock tulips, mixed

### Greigii tulips – *continued*

**Red Riding Hood**, [1953], scarlet with black at the base, leaves intensively patterned. **pot cultivation**

H = 20 cm, FT: IV-V 550722 12/+  
550738 11/12

**Showmaster**, [2005] bright pink red with white edge, mottled leaves

H = 20 cm, FT: IV-V 550739 11/12

**Toronto**, [1963] pink red exterior, tangerine red interior, centre green/bronze on yellow base, **multi-flowering**, striped leaves

H = 35 cm, FT: IV-V 550751 11/12

**Vanilla Cream**, [2007] cream yellow, fine lemon yellow edge

H = 40 cm, FT: IV-V 550757 11/12

**Wildform**, [1877] bright orange red hues with black centre and striped leaves

H = 30 cm, FT: IV-V 550764 12/+

**Peacock tulips, Mixed**

H = 20-30 cm, FT: IV-V 550845 11/12

## Kaufmanniana tulips (waterlily tulips)

### OP 50 and 250 bulbs

In the region around Tashkent, Dr. August von Redel discovered and described the first Kaufmanniana tulips in 1877 and brought them to Holland. Tulips in this group are the earliest to bloom. All varieties were produced by crossing with the wild form *Tulipa kaufmanniana*. After 1935, many new strains were produced, including the variety "Stresa" (1942) still available today.

Most Kaufmanniana tulips are two-coloured and open right out in the sun, while in the evening, the flowers close again. The leaves are striped, mottled or purely green.

They flower in March/April.

**Early Harvest**, [1966] geranium red, yellow edge, striped leaves, very early

H = 25 cm, FT: III-IV **55 11 20** 11/12

**Giuseppe Verdi**, [1955] carmine, yellow edge, inside gold with red speckles, **pot cultivation**

H = 30 cm, FT: III-IV **55 11 31** 11/12

**Glück**, [1940] delicate yellow with carmine red spots, gold base, exterior carmine red, striped leaves, early. **pot cultivation**

H = 20 cm, FT: III-IV **55 13 03** 11/12

**Goudstuk**, [1952] ("Piece of Gold") scarlet, golden yellow edge, dark gold interior, unusual variety with large flowers

H = 25 cm, FT: III-IV **55 13 26** 11/12

**Heart's Delight**, [1952] pale pink, gold base surrounded by red feathering, exterior carmine red, striped leaves

H = 20 cm, FT: III-IV **55 13 80** 11/12

**Ice Stick**, [2002] white, turning to yellow, pink, purple

H = 30 cm, FT: III-IV **55 13 90** 11/12

**Johann Strauß**, [1938] cream white with red currant spots, gold base, striped leaves, very eager to bloom

H = 20 cm, FT: III-IV **55 14 83** 11/12

**Scarlet Baby**, [1962] geranium red with yellow base **pot cultivation**

H = 20 cm, FT: III-IV **55 15 20** 11/12



*Tulipa kaufmanniana* Early Harvest



*Tulipa kaufmanniana* Giuseppe Verdi



*Tulipa kaufmanniana* Glück



*Tulipa kaufmanniana* Johann Strauß



*Tulipa kaufmanniana* Goudstuk



*Tulipa kaufmanniana* Heart's Delight



*Tulipa kaufmanniana* Ice Stick



*Tulipa kaufmanniana* Scarlet Baby

### Kaufmanniana tulips (waterlily tulips) – *continued*

**Shakespeare**, [1942] salmon red, yellow flame, gold base, green leaves

H = 25 cm, FT: III-IV 55 1548 11/12

**Showwinner**, [1966] cardinal red, yellow base, mottled leaves. **pot cultivation**

H = 20 cm, FT: III-IV 55 1565 11/12

**Stresa**, [1942] berry red with yellow edge. **pot cultivation**

H = 20 cm, FT: III-IV 55 1602 11/12

**The First**, [1940] reddish-white petals with a yellow base, exterior delicate carmine, very early

H = 20 cm, FT: III-IV 55 1639 11/12

**Rainbow Mixed**,

FT: III-IV 55 1691 11/12



Tulipa kaufmanniana Shakespeare



Tulipa kaufmanniana Stresa



Tulipa kaufmanniana Showwinner



Tulipa kaufmanniana The First



T. kaufmanniana mixed



Tulipa – various species



OP 50 and 250 bulbs

Tulips originated in central Asia, where they grow in the mountains in extreme conditions such as drought, heat, frost and barren soil. From there, they spread to China, Siberia, Mongolia, the Himalayas, Kashmir, Iran and the Caucasus, as well as regions around the Black Sea, Russia, Turkey and the Balkans.

After their discovery, many tulips arrived in Europe primarily from the area around the Black Sea, the Crimea, Caucasus and Macedonia. Wild tulips grow in around 65 countries. As early as 1593, the first wild tulips entered Holland via Vienna and were planted in the gardens of the University of Leiden. This was in fact the birth of the Dutch flower bulb industry.

The flowering time is from March to May.

**acuminata**, [1720] (syn. *cornuta*, *chinensis*), (Fire Flame) yellow/red stripes, very unusual, rare

H = 50 cm, FT: IV-V 55 1733 8/+

**aucheriana**, [1883] very short tulip with small mauve flowers, leaves glossy dark green, slightly rippled and often lying flat to the ground, very late

H = 5-10 cm, FT: IV-V 55 1748 6/+

**bakeri "Lilac Wonder"**, [1971] purple-pink, lemon yellow base, floriferous, splendid dwarf species, prefers a sunny location

H = 15 cm, FT: III-IV 55 1758 6/+

**batalinii "Bright Gem"**, [1952] each bulb produces 3-5 short-stemmed, sulphur yellow, orange-tinged flowers that contrast strongly with the grey-green leaves that lie flat to the ground, very well suited to rock gardens

H = 15 cm, FT: IV-V 55 1772 6/+

**batalinii "Yellow Jewel"**, [1961] yellow with a hint of pink, base green-yellow


H = 15 cm, FT: IV-V 55 1783 6/+

**biflora**, [1776] each stem produces 2-3 star-shaped white flowers with a yellow centre

H = 15 cm, FT: IV 55 1786 5/+

**clusiana**, [1803] white, carmine red on the back of the outer petals, violet base

H = 30 cm, FT: IV 55 1790 5/+



Tulipa clusiana var. chrysantha



Tulipa acuminata



Tulipa aucheriana



Tulipa bakeri "Lilac Wonder"



Tulipa clus. var. chrys. Tubergen's Gem



Tulipa batalinii Yellow Jewel



Tulipa biflora



Tulipa clusiana



Tulipa batalinii Bright Gem



Tulipa humilis Norah



Tulipa humilis Samantha



Tulipa clusiana Cynthia



Tulipa dasystemon



Tulipa eichleri



Tulipa hageri



Tulipa Honky Tonk

## Tulipa – various species – continued

**clusiana var. chrysantha**, [1948] yellow flowers with a pink exterior, pretty, floriferous **rockery tulip** (picture page 57)

H = 20 cm, FT: IV 55 1843 5/+

**clusiana var. chrysantha "Tubergen's Gem"**, [1969] red exterior, sulphur yellow interior (picture p. 57)

H = 25 cm, FT: IV 55 1847 6/+

**clusiana "Cynthia"**, [1959] has pale yellow flowers with a purple heart and delicate green stamens, outside shades of carmine red

H = 25 cm, FT: IV 55 1855 5/+

**dasystemon**, [1877] a very rare wild tulip from central Asia with **pure yellow**, star-shaped flowers. (Not to be confused with Tulipa tarda)

H = 15 cm, FT: IV 55 1870 6/+

**eichleri**, [1874] striking tulip for beds and groups. Large bright scarlet flowers with a black, yellow-edged centre, grey-green rippled leaves

H = 30 cm, FT: IV 55 1901 9/10

**hageri**, [1874] floriferous variety, per stem 3-5 copper-bronze flowers with dark centre, requires a sunny location

H = 20 cm, FT: IV-V 55 1925 5/+

**Honky Tonk**, [1998] primarily yellow dappled with orange

H = 25 cm, FT: IV 55 1926 6/+

**humilis**, [1844] violet pink flowers with a yellow centre

H = 10 cm, FT: III 55 1927 5/+

**humilis "Alba"**, [1989] ("**Coerulea Oculata**") white flowers with steel-blue centre

H = 10 cm, FT: III 55 1929 5/+

**humilis "Helene"**, [2007] dark violet with a fine purple edge, interior yellow with purple

H = 15 cm, FT: III 55 1932 6/+

**humilis "Lilliput"**, [1987] very pretty, dark red variety with three or more flowers per stem, very good for naturalising

H = 10 cm, FT: III 55 1933 6/+

**humilis "Norah"**, [2016] violet pink

H = 15 cm, FT: IV 55 1935 6/+

**humilis "Odalisque"**, [1976] dark pink turning to dark purple, inside gold with green striped base

H = 15-20 cm, FT: IV 55 1934 6/+

**humilis "Samantha"**, [2016] dark maroon, **double flowers**

H = 15 cm, FT: VI 55 1939 6/+

**humilis "Persian Pearl"**, [1975] pink with a yellow heart

H = 10 cm, FT: III, **SCENTED** 55 1936 6/+

**humilis "Violacea Black Base"**, [1860] pure purple violet flower with black centre, flowers very early

H = 15 cm, FT: III, **SCENTED** 55 1937 6/+

**kolpakowskiana**, [1877] nice rockery tulip, hardy; its full splendour is revealed after several years' development in the same semi-shaded spot. Dark yellow type with wide carmine red stripes on the outside of the flower, long, rippled leaves

H = 20 cm, FT: IV, **SCENTED** 55 1940 6/+

**Lady Jane**, [1992] magenta with a white edge

H = 30 cm, FT: IV 55 1942 5/+

**linifolia**, [1884] bright scarlet flower with a black heart, flower opens wide, short stem, slim, rippled leaves, long flowering, prefers a warm, sunny location. Charming dwarf tulip for rock gardens and loose groups

H = 10 cm, FT: V 55 1956 5/+

**"Little Beauty"**, [1991] imperial purple

H = 10 cm, FT: III-IV, **SCENTED** 55 1964 6/+

**"Little Princess"**, [1991] orange-red

H = 10 cm, FT: III-IV, **SCENTED** 55 1972 6/+

**Peppermintstick**, [1998] a cross of clusiana types, exterior pale cherry red, interior ivory white with dark violet heart

H = 25 cm, FT: IV 55 2012 6/+

**polychroma**, [1885] a very rare variety with pretty, goblet-shaped white flowers with a yellow centre, grey violet hue on the outside. A sumptuous variety, often with two flowers per stem

H = 10 cm, FT: IV 55 2016 6/+



Tulipa humilis



Tulipa humilis Alba



Tulipa humilis Helene



Tulipa humilis Liliput



Tulipa humilis Odalisque



Tulipa humilis Persian Pearl



Tulipa humilis Violaacea Black Base



Tulipa kolpakowskiana



Tulipa Lady Jane



Tulipa linifolia



Tulipa Little Beauty



Tulipa Little Princess



Tulipa Peppermintstick



Tulipa polychroma



Tulipa praestans Füsilier



Tulipa praestans Shogun

Tulipa – various species – *continued*

Tulipa praestans Zwanenburg Variety



Tulipa praestans Unicum



Tulipa saxatilis



Tulipa sylvestris



Tulipa tarda



Tulipa turkestanica



Tulipa urumiensis



Tulipa vvedenskyi



Tulipa whittallii



Tulipa wilsoniana

**praestans "Füsilier"**, [1939] 3-5 intensively scarlet orange flowers, very pretty, popular variety for rockeries, group planting and bowls. **pot cultivation (picture p. 59)**

H = 25 cm, FT: III-IV  
 552070 12/+  
 552085 11/12

**praestans "Shogun"**, [2000] cobalt yellow (picture p. 59)

H = 15 cm, FT: IV 552091 9/10

**praestans "Zwanenburg Variety"**, [1920] orange scarlet, **multi-flowered**

H = 20 cm, FT: IV 552093 9/10

**praestans "Unicum"**, [1975] orange red, **multi-flowered**, striking thanks to the white-striped leaves

H = 20 cm, FT: IV 552096 10/11

**saxatilis**, [1825] has up to 3 lavender purple flowers with a yellow centre on one stem. Particularly suited to naturalisation in a protected location; plant deep

H = 20 cm, FT: IV 552145 6/+

**sylvestris (florentina odorata)**, [1753] scented bell-shaped flowers, butter yellow inside, green-yellow-brown outside, on thin stems, very floriferous. Known as a "**forest and vineyard tulip**", excellent for rockeries and naturalisation before light copse groups

H = 30 cm, FT: IV, **SCENTED** 552155 5/+

**tarda**, [1933] white with a yellow eye, **multi-flowered**

H = 15 cm, FT: IV-V, **SCENTED** 552157 7/8

**turkestanica**, [1875] unusual dwarf tulip with 5-9 white, star-shaped flowers with an orange-yellow centre

H = 20 cm, FT: IV, **SCENTED** 552187 7/8

**urumiensis**, [1932] (Star Tulip) gold with a bronze back. The petals are splayed out and sit on a rosette of leaves, **multi-flowered**

H = 10 cm, FT: IV-V, **SCENTED** 552203 6/7

**vvedenskyi**, [1968] a wild variety from central Asia with very pretty red to orange coloured large flowers

H = 20-35 cm, FT: IV-V 552205 11/12

**whittallii**, [1929] bright bronze-orange flowers with dark, yellow speckled centre, charming in rock gardens

H = 30 cm, FT: IV, **SCENTED** 552208 6/+

**wilsoniana**, [1902] dark red, small blue base, a very unusual plant for rockeries and alpine gardens

H = 15 cm, FT: V 552212 6/+

# Daffodils

## Daffodils



Delivery: Start of September to end of November | Flowering time: E = early, M = medium, L = late

In glowing yellow, with a charming cheerfulness and grace, daffodils herald the start of spring each year. In addition to those commonly known as Lent lilies, which are a symbol of recurring life in central Europe, there are many other varieties, most of which are native to southern Europe or the western Mediterranean region.

***Daffodils can be used in many ways: forcing for cut flowers and cultivation in pots, or open-air planting, in particular in large public green spaces.***

Today, the largest cultivation areas are daffodils' traditional native homes of England and Scotland.

Thanks to their low price, healthy quality and richness of flowers, English daffodils have also become increasingly popular here.

Daffodils should not be planted too shallowly (at least 15 cm deep) to ensure that the roots get the moisture they need during the growth period; they do not favour low-nutrient soils, so you should, if possible, incorporate compost or leaf mould in the soil prior to planting. For naturalisation, they should be planted in irregular clumps far apart to provide them with enough space to develop.

To ensure daffodils return year after year, make sure that after flowering, the leaves die down on the bulb, i.e. as a rule, you should not mow before mid June, otherwise in the next year, you will only have leaves and no flowers. As daffodils require

a very long growth period for development, they should be planted in September where possible.

Daffodils are native to southern Europe (Spain, Portugal, south west France), as well as North Africa (Morocco and Algeria). First descriptions arrived in England in the 16th century. England has a longer tradition than Holland in the breeding and propagation of daffodils (first crosses took place as early as 1835). In 1890, the variety "King Alfred" entered the market in England, and is still one of the most widely-grown of all daffodils, even though it is currently no longer produced.

Very well-known English breeders included William Backhouse, Peter Barr, P.D. Williams, Guy Wilson and Lionel Richardson. One very well-known variety was e.g. "Van Sion" from 1620.

In 1872, De Graaff Bros in Noordwijk was the first Dutch company to take an interest in daffodils. By 1980, more than 26,000 types and varieties were registered in the UK, Ireland, Holland and the USA, although only about 1,000 are of real importance. With around 600 hectares, the variety "Tête à Tête" is currently the most cultivated daffodil in Holland, which has a total growing area of 1570 hectares.



Daffodil mixed



Tête à Tête daffodil growing area

## Daffodils – continued

**Daffodils are classified into divisions 1 to 13. The colours are described by letter combinations.**

**Explanation of numbers and letters used for in conjunction with the variety names:**

The number in front of the letters is the division to which the variety belongs.

- Div. 1:** Trumpet daffodils  
(corona as long as or longer than the length of the perianth segments/petals)
- Div. 2:** Large-cupped daffodils  
(corona longer than  $\frac{1}{3}$  of the perianth segments, but less than equal to their length)
- Div. 3:** Small-cupped daffodils  
(corona less than  $\frac{1}{3}$  the length of the perianth segments)
- Div. 4:** Double daffodils
- Div. 5:** Triandrus daffodils
- Div. 6:** Cyclamineus daffodils
- Div. 7:** Jonquilla daffodils
- Div. 8:** Tazetta daffodils
- Div. 9:** Poeticus daffodils
- Div. 10:** Species daffodils
- Div. 11:** Split corona daffodils  
(split corona, orchid-flowering or butterfly daffodils)
- Div. 12 + 13:**  
Daffodils that do not belong to one of the aforementioned groups

**Explanation of letters:**

The first letter directly after the number describes the colour of the perianth/petals.

The letters after the hyphen describe the colour of the trumpet or corona, which is split into 3 parts:

1. The centre or eye (the base part of the trumpet or corona) is defined by the 1st letter
2. The main/middle region of the corona is defined by the 2nd letter
3. The edge (top part of the corona) is defined by the 3rd letter

**The letters have the following meanings:**

- O** orange
- Y** yellow
- W** white
- P** pink
- R** red
- G** green

**Example:** The description of ACTAEA, for example, is:

- 9** for the group Poeticus
- W** for the white perianth/petals
- G** for the green centre in the corona
- Y** for the yellow region in the middle of the corona
- R** for the red rim of the corona

Written in sequence, this produces the following code: **9W-GYR**



Growing areas in Scotland



Growing area in Scotland

### Trumpet daffodils (Lent lilies) – division 1

#### OP 125 bulbs 16/+ | OP 50 and 250 bulbs 14/16 and smaller

One flower per stem. The corona is at least as long as or longer than the length of the perianth segments.

**Arkle**, [1968] 1Y-Y, golden yellow, upright, long-lasting flowers, very large flowers

H = 35 cm, FT: M 552385 16/+

**Dutch Master**, [1938] 1Y-Y, golden yellow, large flowers

H = 45 cm, FT: L 552430 16/+  
552433 14/16

**Exception**, [1971] 1Y-Y, pure yellow, long trumpet, good for grounds, floriferous

H = 40 cm, FT: M 552460 16/+

552461 14/16

**Golden Harvest**, [1920] 1Y-Y, yellow, excellent for forcing

H = 45 cm, FT: E 552502 17/+  
552510 16/+  
552519 14/16

552520 12/14

**Marieke**, [1986] 1Y-GYY, yellow, large, very unusual flowers

H = 40 cm, FT: M 552609 14/16

**Primeur**, [1978] 1Y-Y, dark gold, cultivation in pots

H = 45 cm, FT: E 552613 14/16

**Rembrandt**, [1926] 1Y-Y, golden yellow

H = 40 cm, FT: M 552636 14/16

**Rijnvelds Early Sensation**, [1956] 1Y-Y, the earliest flowering of the yellow trumpet daffodils

H = 40 cm, FT: E 552629 12/14

**Standard Value**, [1949] 1Y-Y, golden yellow, cultivation in pots

H = 35 cm, FT: L 552639 16/+  
552640 14/16



Trumpet daffodil Arkle



Trumpet daffodil Dutch Master



Trumpet daffodil Exception



Trumpet daffodil Golden Harvest



Trumpet daffodil Marieke



Trumpet daffodil Primeur



Trumpet daffodil Rembrandt



Trumpet daffodil Rijnvelds Early Sensation



Trumpet daffodil Standard Value

### Bicolour trumpet daffodils – division 1

OP 125 bulbs 16/+ | OP 50 and 250 bulbs 14/16 and smaller

**British Gamble**, [2010] 1W-P, white petals, pink corona

H = 45 cm, FT: M                      552424    14/16

**Goblet**, [1952] 1W-Y, pure white petals with large golden yellow trumpet

H = 40 cm, FT: M                      552668    14/16

**Pistachio**, [2004] 1Y-Y, pale yellow petals, lemon yellow corona with wavy rim, very unusual colour

H = 40 cm, FT: M                      552712    12/14

### White trumpet daffodils – division 1

OP 125 bulbs 16/+ | OP 50 and 250 bulbs 14/16

**Mount Hood**, [1938] 1W-W, white, pale yellow throat

552823    16/+  
552824    14/16

H = 40 cm, FT: M                      552825    12/14



Bicolour trumpet daffodil Goblet



Bicolour trumpet daffodil Pistachio



White trumpet daffodil Mount Hood



Bicolour trumpet daffodil British Gamble



## Double daffodils – division 4

OP 125 bulbs 16/+ | OP 50 and 250 bulbs 14/16 and smaller

**Bridal Crown**, [1949] 4W-Y, white petals, yellow corona, **scented, multi-flowered** Poetaz daffodil. **pot cultivation**

H = 30 cm, FT: M, **SCENTED** 552847 14/16

**Cheerfulness**, [1923] 4W-Y, creamy white, **multi-flowered** Poetaz daffodil

H = 40 cm, FT: L, **SCENTED** 552857 12/14

**Golden Ducat**, [1929] 4Y-Y, bright deep golden yellow

H = 40 cm, FT: L 552884 14/16

**Ice King**, [1984] 4W-Y, white with pale yellow, double Ice Follies

H = 35 cm, FT: M 552885 14/16

**Obdam**, [1984] 4W-W, sport of Ice Follies, pure white petals, the double corona opens yellow, then turning to white

H = 40 cm, FT: L 552886 14/16

► **Our tip:**

*There is much to recommend daffodils. They are hardy, tough and perennial, and multiply well.*

*After flowering, do not cut back the leaves immediately or tie them up. Like small solar panels, the leaves of the daffodil collect sunlight and store it as energy in the bulb. If the leaves are removed too early or are tied up, the leaf surface is not able to collect the sunlight, and as a result, the plant produces no or very weak flowers the next year.*



Double daffodil Bridal Crown



Double daffodil Cheerfulness



Double daffodil Golden Ducat



Double daffodil Obdam



Double daffodil Ice King

Double daffodils – division 4 – *continued*

**Replete**, [1975] 4W-P, white with orange-pink centre

H = 35 cm, FT: M 552898 14/16

**Sweet Pomponette**, 4W-Y, cream white petals, golden yellow centre

H = 50 cm, FT: M 552903 12/14

**Tahiti**, [1956] 4Y-O, yellow with red, long-lasting, strong stem, very full, for late forcing

H = 45 cm, FT: M 552897 14/16

**White Lion**, [1949] 4W-WYY, sulphur white with yellow

H = 45 cm, FT: L 552942 14/16

**Yellow Cheerfulness**, [1937] 4Y-Y, yellow, multi-flowered Poetaz daffodil

H = 40 cm, FT: L 552947 12/14



Double daffodil Replete



Double daffodil Tahiti



Double daffodil White Lion



Double daffodil Yellow Cheerfulness



Double daffodil Sweet Pomponette

## Split corona daffodils – division 11

**OP 125 bulbs 16/ + | OP 50 and 250 bulbs 14/16 and smaller**

Also known as orchid-flowering or butterfly daffodils. Daffodils with a deeply split or open cup, usually over more than half its length.

**Cassata**, [1963] 11W-W, white, with an ivory corona

H = 35 cm, FT: M 552952 14/16

**Chanterelle**, [1962] 11aY-Y, pale yellow petals with a dark yellow, flat corona

H = 40 cm, FT: M 552957 12/14

**Orangery**, [1957] 11W-OOY, cream-white petals, split orange corona

H = 45 cm, FT: M 552962 12/14

**Parisienne**, [1961] 11W-O, cream-white petals, orange corona

H = 40 cm, FT: L 552967 12/14

**Pink Wonder**, [2006] 11aW-YYP, white petals with a flat, peach-coloured corona

H = 40 cm, FT: M 552967 12/14

**Trepolo**, [1968] 11W-OW, white petals with an orange/white crinkled corona, very unusual

H = 30 cm, FT: E 552968 14/16



Split corona daffodil Cassata



Split corona daffodil Chanterelle



Split corona daffodil Orangery



Split corona daffodil Parisienne



Split corona daffodil Pink Wonder



Split corona daffodil Trepolo

## Large-cupped daffodils – division 2

## OP 125 bulbs 16/ + | OP 50 and 250 bulbs 14/16 and smaller

One flower per stem. The corona is more than  $\frac{1}{3}$  the length of the perianth segments, but not longer than them.



Large-cupped daffodil Accent



Large-cupped daffodil Ambergate



Large-cupped daffodil Berlin



Large-cupped daffodil Carlton



Large-cupped daffodil Flower Record



Large-cupped daffodil Fortissimo



Large-cupped daffodil Fortune

**Accent**, [1960] 2W-P, white with salmon pink corona, very unusual

H = 40 cm, FT: L 552972 14/16

**Ambergate**, [1950] 2O-O, bright orange petals with a dark orange cup, very striking

H = 40 cm, FT: L 552976 14/16

**Berlin**, [1980] 2Y-YYO, yellow petals with a striking fringed orange corona

H = 40 cm, FT: M 552989 12/14

**Carlton**, [1927] 2Y-Y, delicate yellow, floriferous, good forcing variety

552984 16/+

H = 40 cm, FT: E 552998 14/16

**Flower Record**, [1943] 2W-YYO, white petals, orange corona, **good for naturalising**, floriferous

H = 40 cm, FT: M 553041 14/16

**Fortissimo**, [1964] 2Y-O, yellow, with large orange corona, late forcing

H = 50 cm, FT: M 553046 14/16

**Fortune**, [1917] 2Y-O, yellow to lemon yellow petals with large orange cup, very good for early flowers

H = 45 cm, FT: E 553061 14/16

**Gigantic Star**, [1960] 2Y-Y, delicate yellow, lemon yellow corona, large flowers, very attractive plant structure

H = 50 cm, FT: E 553081 14/16

**Ice Follies**, [1953] 2W-W, white petals, pale yellow cup that matures to white, floriferous, **good for naturalising**

553120 14/16

H = 40 cm, FT: M 553109 12/14

**Johann Strauss**, [1968] 2W-O, white petals with large orange corona

H = 45 cm, FT: M 553124 14/16

**Misty Glen**, [1976] 2W-GWW, pure white petals with slim corona, somewhat green at the base

H = 40 cm, FT: M 553098 12/14

**Pink Pride**, [1970] 2W-WPP, white petals, cream trumpet changing to pink

H = 40 cm, FT: M 553136 14/16

**Prof. Einstein**, [1946] 2W-R, pure white petals, orange red corona

553143 14/16

H = 35 cm, FT: M 553144 12/14

**Red Devon**, [1943] 2Y-O, deep yellow petals with intensively orange corona that does not fade (sun-proof). Flowers long-lasting

553148 14/16

H = 40 cm, FT: M 553154 12/14

**Saint Patrick's Day**, [1964] 2Y-Y, pale yellow perianth, inside very light, wide open corona with crinkled rim

H = 40 cm, FT: L 553160 14/16

**Salome**, [1958] 2W-PPY, cream white petals, apricot corona

H = 40 cm, FT: M 553167 14/16

**Scarlet Royal**, [1948] 2Y-R, yellow petals, red corona, for early forcing

H = 40 cm, FT: E 553205 14/16

**Sempre Avanti**, [1938] 2W-O, white petals, orange corona

H = 45 cm, FT: M 553212 14/16

**Slim Whitman**, [1978] 2W-OOY, white petals, pale orange corona, mutation of Ice Follies

H = 40 cm, FT: M 553272 14/16

**Stainless**, [1960] 2W-W, pure white perianth with snow white corona

H = 35 cm, FT: L 553276 14/16

**White Plume**, [1957] 2W-W, pure white, with fringed corona, floriferous

H = 45 cm, FT: M 553278 14/16

**Daffodil mixed**, Mixed for naturalising

H = 40-50 cm, FT: E-L 553300 14/16



Large-cupped daffodil Gigantic Star



Large-cupped daffodil Ice Follies



Large-cupped daffodil Johann Strauss



Large-cupped daffodil Misty Glen



Large-cupped daffodil Pink Pride



Large-cupped daffodil Prof. Einstein



Large-cupped daffodil Red Devon



Large-cupped daffodil Saint Patrick' Day



Large-cupped daffodil Salome



Large-cupped daffodil Scarlet Royal



Large-cupped daffodil Sempre Avanti



Large-cupped daffodil Slim Whitman



Large-cupped daffodil Stainless



Large-cupped daffodil White Plume



Daffodil mixed

### Small-cupped daffodils – division 3

#### OP 125 bulbs 16/ + | OP 50 and 250 bulbs 14/16

One flower per stem. The corona is less than  $\frac{1}{3}$  the length of the perianth segments.

**Altruist**, [1965] 3Y-O, yellow petals, small orange corona  
H = 40 cm, FT: M 553317 14/16

**Barrett Browning**, [1945] 3WWY-O, creamy white petals, orange corona, good for cut flowers  
H = 45 cm, FT: E 553360 14/16

**Edna Earl**, [1950] 3W-OOR, white, yellow eye with red edge, similar to the well-known Actaea, very strong growth, very willing to flower  
H = 40 cm, FT: L 553381 12/14

**Goose Green**, [1983] 3W-GYR, pure white petals with small yellow eye and red edge, similar to Edna Earl  
H = 30-45 cm, FT: L 553385 12/14

**Jamestown**, [1978] 3W-GYY, pure white, bowl-shaped perianth with small golden trumpet, frilled, with green centre inside  
H = 40 cm, FT: M 553387 12/14

**Polar Ice**, [1936] 3W-W, pure white, with small white corona, green centre, similar to Actaea, **very rare**  
H = 40 cm, FT: L 553409 12/14

**Sabine Hay**, [1970] 3 O-R, very interesting interplay of colours, warm yellow/orange/copper perianth with dark orange cup, colour varies somewhat, likes semi-shade; in full sun, the colour can fade somewhat  
H = 40 cm, FT: M 553414 12/14



Small-cupped daffodil Altruist



Small-cupped daffodil Jamestown



Small-cupped daffodil Goose Green



Small-cupped daffodil Barrett Browning



Small-cupped daffodil Edna Earl



Small-cupped daffodil Sabine Hay



Small-cupped daffodil Polar Ice

## Tazetta daffodils – division 8

## OP 50 and 250 bulbs

Usually 3-10 flowers per stem, perianth segments spread, not reflexed. Wide leaves.

**Avalance**, [1906] 8W-Y, white with yellow, **multi-flowered**

H=40-50cm, FT: III-IV, **SCENTED** 553505 14/15

**Erlicheer**, [1934] 4W-Y, white, yellow cups, **multi-flowered**, can be cultivated all year round

H=40cm, FT: E 553540 14/15

**Geranium**, [1930] 8W-O, white petals, orange cup, **multi-flowered**

H=40cm, FT: IV, **SCENTED** 553563 14/16

**Grand Soleil d'Or**, [1770] 8Y-O, yellow with orange corona, **multi-flowered, pot cultivation**, a yellow Paperwhite.

H=40cm, FT: E, **SCENTED** 553568 14/15

**Minnow**, [1962] 8W-Y, small creamy white petals with a rounded gold corona, small-flowered, **multi-flowered**

H=15cm, FT: III-IV 553586 12/+

**Paperwhite Grandiflora (Ziva)**, [1887] 8W-W, (totus albus) produces many white, star-shaped flowers per stem, highly scented, can be placed directly in the light as of the start of October, so no need for heeling-in or rooting area beforehand, storage temperature up to planting 17°C. **pot cultivation**

H=40cm, FT: E, **SCENTED** 553588 14/15

**Silver Chimes**, [1914]

8W-W, pure white with a small, yellow corona, each bulb produces 6 or more flowers, very late-flowering, **scented**

H=35cm, FT: L, **SCENTED** 553595 12/14



Tazetta daffodil Avalance



Tazetta daffodil Erlicheer



Tazetta daffodil Minnow



Tazetta daffodil Geranium



Tazetta daffodil Grand Soleil d'Or



Tazetta daffodil Silver Chimes



Tazetta daffodil Paperwhite

## Poeticus daffodils – division 9

**OP 50 and 250 bulbs**

Usually one flower per stem, perianth pure white, corona open and flat disc shape, centre green or yellow, rim red, scented.

**Actaea ("Poet's Daffodil"),**  
[1927] 9W-YYR, white, yellow  
centre and red rim, perfect for  
naturalising 553651 14/16  
H = 40 cm, FT: IV, **SCENTED** 553652 12/14

**poeticus plenus (albus plenus odoratus),** 4W-W,  
white, **double-flowering**  
H = 30 cm, FT: V, **SCENTED** 553653 1

**poeticus var. recurvus,** [1993] 13W-GWO, pure  
white petals with reddish centre. Grows very  
slowly and only starts flowering regularly after  
a couple of years, very fragrant  
H = 30 cm, FT: V, **SCENTED** 553655 12/14

**Actaea** order early – always very scarce

## English daffodils by weight (kg)

**Delivery from start of September and only in original bags of 25 kg each**

|                                       |       |         |             |
|---------------------------------------|-------|---------|-------------|
| Based on size, 100 kg corresponds to: | 16/+  | approx. | 800 bulbs   |
|                                       | 14/16 | approx. | 1,200 bulbs |
|                                       | 12/14 | approx. | 1,650 bulbs |
|                                       | 10/12 | approx. | 2,200 bulbs |

We can particularly recommend these varieties for **mass planting, for use in public grounds and for cut flowers.**

**Note:** Daffodils by weight are 25 kg net weight when bagged. Evaporation can lead to a loss in weight, but this does not affect the quantity in the bag.

**Carlton,** [1927] 2Y-Y, delicate yellow, **large-cupped**  
H = 40 cm, FT: E 553672 16/+

**Dutch Master,** [1938] 1Y-Y,  
golden yellow **trumpet daffodil** 553660 16/+  
H = 45 cm, FT: L 553661 14/16

**Golden Harvest,** [1920] 1Y-Y, **trumpet daffodil** golden  
yellow 553678 16/+  
H = 45 cm, FT: E 553674 14/16

**Ice Follies,** [1953] 2W-W, **large-cupped**, white  
petals, pale yellow corona maturing to white.  
H = 40 cm, FT: M 553675 14/16

**Mount Hood,** [1938] 1W-W, **trumpet daffodil**,  
white with a pale yellow throat  
H = 40 cm, FT: M 553679 14/16

**English daffodil mixed,** for  
naturalising 553688 14/16  
FT: E-L 553690 12/14



Poeticus daffodil Actaea



Poeticus daffodil poeticus plenus



Poeticus daffodil poeticus var. recurvus



Various and species daffodils – division 10 / 13 and others

OP 50 and 250 bulbs

**bulbocodium conspicuus**, [1994] 10Y-Y, (yellow hoop-petticoat daffodil), dark yellow trumpet with pale yellow, reflexed petals, excellent for rock gardens

H = 15 cm, FT: IV 553696 6/+

**bulbocodium Golden Bells**, [1995] 10Y-Y, very large-flower selection of Narcissus bulbocodium with up to 10 flowers

H = 25 cm, FT: V 553697 6/+

**bulbocodium White Petticoat**, [2005] 10W-W, (white hoop-petticoat daffodil), white flower with slender, reflexed petals

H = 15 cm, FT: IV 553703 6/+

**canaliculatus**, [1915] 8W-Y, miniature Tazetta daffodils, multiple white flowers with a small orange-yellow cup on one stem, short, very floriferous

H = 15 cm, FT: V, **SCENTED** 553699 10/12

**Elka**, [1989] 1W-W, a small white to cream miniature trumpet daffodil

H = 20 cm, FT: E 553704 8/+



Daffodil bulbocodium conspicuus



Daffodil bulbocodium White Petticoat



Daffodil canaliculatus



Daffodil Elka



Daffodil bulbocodium Golden Bells

Various and species daffodils – division 10 / 13 and others – *continued*

**lobularis (pseudonarzissus)**, [1878] 10Y-Y, a small but perfectly formed trumpet daffodil with sulphur yellow petals and a slightly darker trumpet. Excellent for naturalising. However, reproduces by seed, so real flowering only after the 2nd year of cultivation. If you want flowers in the first year, please choose obvallaris

H = 20 cm, FT: III-IV      553707    6/+

**obvallaris (Tenby daffodil)**, [1760] 10Y-Y, pure yellow, suitable for naturalising

H = 25 cm, FT: III      553713    10/12

**Rip van Winkle (narcissus minor pumilus plenus)**, [1884] 4Y-Y, (division 4, double daffodils) pale yellow, dark yellow centre

H = 15 cm, FT: IV-V      553726    8/10

**Topolino**, [1965] 1W-Y, creamy white petals with yellow trumpet, **pot cultivation**

H = 20 cm, FT: III      553728    10/+

**W. P. Milner**, [1869] 1W-W, cream white

H = 20 cm, FT: E      553730    10/+

**Dwarf daffodil Mixed**, mix of different dwarf daffodils for the rockery

H = 15-25 cm, FT: III-IV      553731    10/12



Daffodil lobularis



Daffodil obvallaris



Daffodil Rip van Winkle



Daffodil Topolino



Daffodil W.P. Milner

## Cyclamineus daffodils – division 6

**OP 50 and 250 bulbs**

Usually one nodding flower per stem, reflexed perianth, short pedicel.

**February Gold**, [1923] 6Y-Y, creamy yellow petals, yellow corona, very long-lasting, excellent for naturalising  
 553745 14/+  
 H = 25 cm, FT: II-III 553746 12/14

**February Silver**, see Wisley

**Jack Snipe**, [1951] 6W-Y, white, yellow trumpet, floriferous, very early  
 H = 25 cm, FT: III-IV 553752 10/12

**Jetfire**, [1966] 6Y-O, golden yellow, reflexed perianth, deep orange red trumpet, floriferous, **pot cultivation**

H = 25 cm, FT: III 553758 12/+

**Peeping Tom**, [1948] 6Y-Y, deep yellow, long yellow corona, very perennial, **valuable garden variety**

H = 40 cm, FT: III 553764 10/12

**Rapture**, [1976] 6Y-Y, long, bright yellow trumpet, attractive multiple-award-winning new variety

H = 25 cm, FT: II-III 553768 12/14

**Reggae**, [1981] 6W-GPP, pure white petals with pink corona, very pretty

H = 25 cm, FT: III-IV 553770 12/14

**Tête à Tête**, [1949] 6Y-Y, yellow petals, yellow cup, one of the prettiest dwarf cyclamineus hybrids with **several flowers per stem**, floriferous, particularly suitable for **pot cultivation**. **Note:**

**Tête à Tête is particularly frost-sensitive.**

553778 14/+

553779 12/14

H = 15 cm, FT: III

553780 11/12

**Tété Bouclé**, [2008] 4 Y-Y, double-flowered, pure yellow Tete à Tete

H = 15 cm, FT: III 553776 10/12

**Toto**, [1983] 6W-W, white Tête à Tête, a cross between Jonquilla daffodils and Jenny

H = 15 cm, FT: III 553729 10/12

**Wisley**, [2004] 6 W-Y, sport of Peeping Tom, white perianth with slightly reflexed petals, bright yellow corona, named after Wisley Garden, the garden of the RHS in London

H = 25 cm, FT: III-IV 553792 12/+



Cyclamineus daffodil February Gold



Cyclamineus daffodil Jack Snipe



Cyclamineus daffodil Wisley



Cyclamineus daffodil Tété Bouclé



Cyclamineus daffodil Toto



Cyclamineus daffodil Jetfire



Cyclamineus daffodil Tête à Tête



Cyclamineus daffodil Reggae



Cyclamineus daffodil Rapture



Cyclamineus daffodil Peeping Tom

## Jonquilla daffodils – scented daffodils – division 7

**OP 50 and 250 bulbs**

Usually 1-3 flowers on a round stem, perianth spread, not reflexed, leaves slender and dark green.

**Baby Moon (Jonquilla simplex)**, [1958] 7Y-Y, lemon yellow, improved single Jonquilla, 4-5 flowers per stem, **scented** late flowering  
H = 15 cm, FT: V, **SCENTED** 553806 8/+

**Beautiful Eyes**, [2004] 7W-O, creamy white petals with a golden yellow centre and orange corona  
H = 40 cm, FT: IV-V, **SCENTED** 553797 10/12

**Blushing Lady**, [2003] 7 Y-YYP, creamy yellow petals with a yellow trumpet, at the rim tending to pink  
H = 40 cm, FT: IV-V 553798 10/12

**Curlew**, [1972] 7W-W, pure white, very floriferous  
H = 35 cm, FT: IV-V, **SCENTED** 553805 12/14

**Golden Echo**, [2003] 7W-Y, one of the **best and most striking varieties in the Jonquilla assortment**, wonderful flower shape with bright white petals and bright yellow contrasting trumpet, **sweet-smelling**.

H = 40-45 cm, FT: IV-V, **SCENTED** 553803 10/12

**Kedron**, [1974] 7Y-O, pale apricot yellow with orange corona, 2 flowers per stem

H = 30 cm, FT: IV, **SCENTED** 553808 10/12

**Kinglet**, [1959] 7Y-O, the individual segments of the perianth are bright yellow, oval with a pointed tip, with a small, orange cup

H = 35 cm, FT: IV-V, **SCENTED** 553804 10/12

**Martinette**, [1985] 7Y-O, excellent variety for parks and gardens, each stem bears several small flowers with yellow petals and a bright orange corona

H = 30 cm, FT: IV-V, **SCENTED** 553810 12/14

**New Baby**, [1963] 7W-Y, cream-white with a small yellow cup

H = 20 cm, FT: IV, **SCENTED** 553815 8/+

**Pipit**, [1963] 7YYW-W, yellow with small white cup, **scented**, floriferous

H = 30 cm, FT: IV-V, **SCENTED** 553809 12/+

**Pueblo**, [1966] 7W-W, white

H = 35 cm, FT: IV-V 553817 10/12

**Quail**, [1974] 7Y-Y, pure golden yellow with 2-3 flowers per stem, **scented**, floriferous, good for naturalising

H = 35 cm, FT: IV-V, **SCENTED** 553812 12/+

**Sailboat**, [1980] 7W-W, an **eye-catcher in any garden**, the attractive flowers are similar to the cyclamineus daffodils as a result of the somewhat reflexed petals, but it is a genuine Jonquilla, **multi-flowered, scented**, with white perianth and pale yellow corona maturing to almost pure white, good for naturalising

H = 25-30 cm, FT: IV-V, **SCENTED** 553813 12/14

**Sun Disc**, [1946] 7Y-Y, yellow with a flat, golden corona, **scented** and floriferous

H = 15 cm, FT: IV-V, **SCENTED** 553816 10/+

**Sweetness**, [1939] 7Y-Y, dark yellow, very long-lasting, floriferous, **scented**

H = 45 cm, FT: IV-V, **SCENTED** 553822 12/+



Jonquilla daffodil Baby Moon



Jonquilla daffodil Beautiful Eyes



Jonquilla daffodil Blushing Lady



Jonquilla daffodil Curlew



Jonquilla daffodil Kedron



Jonquilla daffodil Golden Echo



Jonquilla daffodil Kinglet



Jonquilla daffodil Martinette



Jonquilla daffodil New Baby



Jonquilla daffodil Pipit



Jonquilla daffodil Pueblo



Jonquilla daffodil Quail



Jonquilla daffodil Sailboat



Jonquilla daffodil Sun Disc



Jonquilla daffodil Sweetness

## Triandrus daffodils – division 5



► **Our tip:**

*If the flower bulbs are to remain in the ground for several years, add organic fertiliser directly when planting and repeat each autumn.*

**OP 50 and 250 bulbs**

Usually 2 or more pendant flowers per stem. Perianth reflexed to some degree.

**Bittern**, [1979] 12Y-O, lemon yellow petals with bright orange corona, one to two flowers per stem

H = 30 cm, FT: V **553844** 12/14

**Hawera**, [1928] 5Y-Y, lemon yellow with reflexed perianth segments, 4-6 per stem, **scented**, late-flowering

H = 20 cm, FT: V, **SCENTED** **553859** 10/+

**Ice Wings**, [1958] 5W-W, 3-4 pure white flowers per stem, very strong growth and floriferous

H = 30 cm, FT: IV-V **553861** 12/+

**Katie Heath**®, [2002] 5W-P, white with pale pink corona, multi-flowered

H = 20 cm, FT: IV-V **553866** 10/12

**Petrel**, [1970] 5W-W, cream-white, 3-5 flowers per stem, floriferous

H = 25 cm, FT: IV-V **553863** 10/12

**Stint**, [1970] 5Y-Y, pale lemon yellow perianth with a darker shade on the corona, 2-3 flowers per stem

H = 30 cm, FT: IV-V, **SCENTED** **553883** 12/14

**Thalia**, [1916] 5W-W, a very pretty hybrid with 2-3 glossy snow-white slightly nodding flowers. Late-flowering, **scented**, **multi-flowered**

H = 40 cm, FT: V, **SCENTED** **553875** 12/14

**Tresamble**, [1930] 5W-W, pure white, **scented**, large flowers, slightly ruffled cup, **multi-flowered**

H = 40 cm, FT: IV-V, **SCENTED** **553876** 12/14



Triandrus daffodil Bittern



Triandrus daffodil Hawera



Triandrus daffodil Ice Wings



Triandrus daffodil Katie Heath®



Triandrus daffodil Petrel



Triandrus daffodil Stint



Triandrus daffodil Thalia



Triandrus daffodil Tresamble

# Crocus



## Crocus



Alongside snowdrops, crocus are the most well-known of the spring flowers. There are spring-flowering varieties such as the large-flowered garden crocus, or botanical crocus, which have smaller flowers and bloom earlier. And there are the less well-known autumn crocus, botanical crocus that flower from September until November, while the spring varieties bloom from February to March.

There are now more than 80 varieties, in a whole range of colours. Crocus are particularly good for rockeries, pots, flower beds, borders and natural gardens, as well as for naturalising,

with botanical crocus such as tommasinianus being particularly well-suited thanks to their earliness. Crocus can only be mown once the leaves on the bulb have completely died down, otherwise they produce only leaves, but no flowers, in the following year.

Crocus thrive in fresh, humus-rich soils in sunny or slightly shaded locations. If voles are a problem, plant in wire cages.

## Crocus Large Flowering – *Crocus vernus*



### OP 50 and 250 bulbs

#### Delivery from end of August to end of November.

These very well-known spring flowers bring the magic of spring to a grey winter garden. Thanks to their plentiful blooms, crocus are ideal for rock gardens, naturalisation in lawns and for underplanting below deciduous trees and shrubs.

**Flower Record**, [1976] purple, dark centre, floriferous, darkest in the assortment. **pot**

|                       |          |      |
|-----------------------|----------|------|
| <b>cultivation</b>    | 55 39 12 | 9/10 |
| H = 15 cm, FT: III-IV | 55 39 13 | 8/9  |

**Grand Maitre**, [1924] lavender blue with a silver sheen, fine edge, medium-sized flowers, medium-early flowering

|                       |          |      |
|-----------------------|----------|------|
|                       | 55 39 22 | 9/10 |
| H = 15 cm, FT: III-IV | 55 39 23 | 8/9  |



Large-flower crocus Flower Record



Large-flower crocus Grand Maitre

Crocus Large Flowering – *Crocus vernus* – *continued*



Large-flower crocus Grosse Gelbe



Large-flower crocus Jeanne d'Arc



Large-flower crocus Pickwick



Large-flower crocus Queen of the Blues



Large-flower crocus Remembrance



Large-flower crocus mixed

**Grosse Gelbe**, [1790] large flowers that usually open earlier than other large-flower varieties.

**Pot cultivation**

553932 9/10

H = 15 cm, FT: III-IV

553933 8/9

**Jeanne d'Arc**, [1943] best white variety, very floriferous

553942 9/10

H = 15 cm, FT: III-IV

553943 8/9

**Pickwick**, [1950] white, dark pink stripes, dark purple base. Short, round flowers. A pretty variety excellent for bowls

553962 9/10

H = 15 cm, FT: III-IV

553963 8/9

**Queen of Blues**, [1916] pale blue with a pale edge, very large and strong flowers, floriferous

553982 9/10

H = 15 cm, FT: III-IV

553983 8/9

**Remembrance**, [1925] dark blue, large, round flowers, purple at the base, very early-flowering. **pot cultivation**

553992 9/10

H = 15 cm, FT: III-IV

553993 8/9

**Mixed**

554002 9/10

H = 15 cm, FT: III-IV

554003 8/9



## Crocus Species (Spring-flowering)



## OP 50 and 250 bulbs

These botanical varieties are particularly suited to rockeries and for achieving effective groups together with other early-flowering plants. **All are from cultivated stocks.**

**ancyrensis (Golden Bunch)**, [1879] a very early and floriferous variety with small orange-yellow flowers

H = 10 cm, FT: II-III 554020 5/+

**angustifolius (syn. Susianus, cloth-of-gold crocus)**, [1587] bright golden yellow, with brown stripes on the outside

H = 10 cm, FT: II-III 554021 5/+

**biflorus Miss Vain**, [1962] pure white

H = 10 cm, FT: II-III 554029 5/+

**chrysanthus Advance**, [1953] yellow interior, pale purple exterior, very growth and floriferous

H = 10 cm, FT: II-III 554032 5/+

**chrysanthus Ard Schenk**, [1958] large white flowers with bronze-yellow centre

H = 10 cm, FT: II-III 554034 5/+

**chrysanthus Blue Pearl**, [1950] delicate blue, interior silvery blue, bronze base

H = 10 cm, FT: II-III 554040 5/+

**chrysanthus Cream Beauty**, [1943] creamy yellow, round flowers on short stems, floriferous

H = 10 cm, FT: II-III 554052 5/+

**chrysanthus Dorothy**, [1941] sulphur yellow

H = 10 cm, FT: II-III 554054 5/+

**chrysanthus Fuscotinctus**, [1931] yellow, purple feathering on outside, bronze base

H = 10 cm, FT: II-III 554062 5/+



Crocus ancyrensis



Crocus angustifolius (cloth-of-gold crocus)



Crocus biflorus Miss Vain



Crocus chrysanthus Advance



Crocus chrysanthus Ard Schenk



Crocus chrysanthus Blue Pearl



Crocus chrysanthus Cream Beauty



Crocus chrysanthus Dorothy



Crocus chrysanthus Fuscotinctus



Crocus chrysanthus Gipsy Girl



Crocus chrysanthus Goldilocks



Crocus chrysanthus Herald



Crocus chrysanthus Ladykiller



Crocus chrysanthus Romance



Crocus chrysanthus Prins Claus



Crocus chrysanthus Snow Bunting

## Crocus Species (Spring-flowering) – continued

**chrysanthus Gipsy Girl**, [1960] yellow, brown stripes

H = 10 cm, FT: II-III 554063 5/+

**chrysanthus Goldilocks**, [1950] dark yellow, purple-brown base

H = 10 cm, FT: II-III 554065 5/+

**chrysanthus Herald**, [1971] sulphur yellow with dark yellow heart, exterior plum with yellow edge

H = 10-12 cm, FT: II-III 554061 5/+

**chrysanthus Ladykiller**, [1953] violet with a white edge, lustrous white on the inside

H = 10 cm, FT: II-III 554064 5/+

**chrysanthus Prins Claus**, [1959] white with blue blotches, large flowers

H = 10 cm, FT: II-III 554072 5/+

**chrysanthus Romance**, [1973] creamy yellow

H = 10-12 cm, FT: II-III 554073 5/+

**chrysanthus Snow Bunting**, [1939] pure white, rounded flowers with golden throat, outside reddish purple feathering, floriferous

H = 10 cm, FT: II-III 554080 5/+

**chrysanthus Mixed**

H = 10 cm, FT: II-III 554090 5/+

**corsicus**, see *Crocus minimus*

**etruscus Rosalind**, [1988] lovely pale pink/violet flowers

H = 15 cm, FT: III 554093 5/+

**etruscus Zwanenburg**, [1939] violet blue, very pretty variety

H = 10 cm, FT: II-III 554094 5/+

**flavus (Crocus aureus)**, [1579] "Yellow Crocus", dark orange-yellow flowers, self-sows immediately

H = 8-10 cm, FT: II-III 554098 5/+

**imperati "De Jager"**, [1826] lilac, outside brownish-yellow, purple stripes

H = 10 cm, FT: I-III 554102 5/+

**korolkowii**, [1880] golden yellow, bronze centre, shades of bronze on the outside

H = 10 cm, FT: II-III 554106 6/+

**minimus**, [1805] very unusual, pale violet flowers, outside white with purple feathering. The flower is very long-lasting. We recommend this variety as the best replacement for *Crocus corsicus*.

H = 10 cm, FT: III-IV 554110 5/+

**oliveri Orange Monarch**, [2010] bright orange, brown stripes

H = 10-15 cm, FT: II-III 554109 5/+

**sieberi Firefly**, [1956] pink with a yellow base, very striking

H = 10 cm, FT: II-III 554114 5/+

**sieberi ssp. sublimus "Tricolor"**, [1968] lilac blue with a yellow throat

H = 10 cm, FT: II-III 554116 6/+

**Spring Beauty**®, [2003] blueish-purple with white edge

H = 15-20 cm, FT: II-III 554117 5/+

**tommasinianus Barr's Purple**, purple, greyer on the under side, large flowers

H = 10 cm, FT: II-III 554126 5/+

**tommasinianus Lilac Beauty**, [1978] light purple on the outside, pale violet on the inside

H = 10 cm, FT: II-III 554127 5/+

**tommasinianus Roseus**, [1972] wonderful new variety in purple-pink. This is the "pinkest" variety we can offer in the *Crocus tommasinianus* range.

H = 10 cm, FT: II-III 554128 5/+

**tommasinianus Ruby Giant**, [1956] purple-blue, lilac throat, large flowers, very strong growth

H = 10 cm, FT: II-III 554130 5/+

**tommasinianus Whitewell Purple**, [1933] very pretty variety with reddish-purple flowers, floriferous

H = 10 cm, FT: II-III 554134 5/+



*Crocus chrysanthus* mixed



*Crocus etruscus* Rosalind



*Crocus etruscus* Zwanenburg



*Crocus flavus*



*Crocus imperatii* de Jager



*Crocus korolkowii*



*Crocus minimus*



*Crocus* Orange Monarch



*Crocus sieberi* Firefly



*Crocus sieberi* Tricolor



*Crocus* Spring Beauty®



*Crocus tommasinianus* Barr's Purple



*Crocus tommasinianus* Lilac Beauty



*Crocus tommasinianus* Roseus



*Crocus tommasinianus* Ruby Giant



*Crocus* tommas. Whitewell Purple

Crocus Species (Spring-flowering) – *continued*



Crocus tommasinianus



Crocus vernus albiflorus



Crocus vernus Vanguard



Crocus vernus ssp. vernus



Crocus versicolor picturatus



Crocus Yalta



Spring-flowering crocus Mixed



Crocus kotschyanus

**tommasinianus**, [1847] "Elf Crocus" lavender, naturalises easily

H = 10 cm, FT: II-III 554136 5/+

**vernus ssp. albiflorus**, [1906] snow-white flowers

H = 5 cm, FT: III-IV 554142 I

**vernus Vanguard**, [1934] pale silver blue, grey shading, floriferous, early, naturalises well.

H = 10 cm, FT: III-IV 554137 7/8

**vernus ssp. vernus**, [1765] (**heuffelianus**) wild variety, usually purple blue, variable colouring, excellent for naturalising

H = 10-12 cm, FT: III-IV 554141 4/+

**versicolor "Picturatus"**, [1909] white, purple feathering

H = 10 cm, FT: II-III 554143 5/+

**Yalta**, [2005] a cross between crocus vernus and tommasinianus, flowers larger than tommasinianus and somewhat smaller than vernus, pale lilac outside, violet blue inside, naturalises well

H = 10-12 cm, FT: II-III 554144 5/+

**Spring-flowering Mixed**

H = 8-10 cm, FT: II-III 554145 5/6

## Autumn flowering Crocus

### OP 50 and 250 bulbs

Delivery start of August – **please pre-order.**

**kotschyanus**, [1853] (zonatus) violet blue with small yellow centre, a popular variety

(picture p. 84)

H = 8 cm, FT: IX-X **55 41 52** 8/9

**ligusticus**, [1801] (medius) pale purple with dark orange stigma

H = 10 cm, FT: IX-X **55 41 56** 5/+

**ochroleucus**, [1859] delicate creamy white

flowers, orange heart, **ivory autumn crocus**

H = 10 cm, FT: X-XI **55 41 58** 5/+

**pulchellus**, [1843] lavender blue, orange centre

H = 12 cm, FT: IX-X **55 41 61** 5/+

**sativus**, [1750] **saffron crocus**, purple, with long red ovaries, Dutch cultivation for landscape, garden and beds.

H = 8 cm, FT: X-XI **55 41 64** 8/9

**sativus for saffron cultivation.** We offer limited quantities of bulbs for saffron propagation from Spain and Portugal. Few flowers in 1st year, main flowering in 2nd to 4th year. In 5th year, the bulbs should be removed from the ground, although the bulblets with a circumference of more than 6 cm can be replanted. Smaller bulbs are to be destroyed.

H = 8 cm, FT: X-XI

**by weight (kg)** **55 41 65** 7/9

**speciosus ssp. speciosus**, [1800] dark blue, orange stigma

H = 15 cm, FT: IX-XI **55 41 68** 5/+

**speciosus "Aitchinsonii"**, [1891] purple, very large flowers

H = 15 cm, FT: IX-XI **55 41 67** 5/+

**speciosus "Albus"**, [1913] white

H = 15 cm, FT: IX-XI **55 41 69** 5/+

**speciosus "Cassiope"**, [1896] aniline blue with yellow base

H = 15 cm, FT: IX-XI **55 41 72** 5/+

**speciosus "Conqueror"**, [1923] deep sky blue, strong-flowering, large flowers

H = 15 cm, FT: IX-XI **55 41 74** 5/+

**speciosus "Oxonian"**, violet blue

H = 10-15 cm, FT: IX-XI **55 41 76** 5/+

**Mixture of autumn-flowering varieties**

H = 8-15 cm, FT: IX-XI **55 41 88** 5/+



Crocus ligusticus



Crocus ochroleucus



Crocus pulchellus



Crocus sativus



Crocus speciosus ssp. speciosus



Crocus speciosus Aitchinsonii



Crocus speciosus Albus



Crocus speciosus Cassiope



Crocus speciosus Conqueror



Crocus speciosus Oxonian

## Flower bulbs for naturalisation

They can be used in many different ways: in lawns – in parks – between and below trees and shrubs – in borders – in tubs and flower boxes – in water gardens and rockeries

### A few tips on caring for your plants:

**Flower bulbs** that flower year on year do not need much care. However, the vegetation they are combined with must be well cared for.

The following can have an adverse effect, for example: mowing over the leaves too early (on the lawn), the removal of leaves that have fallen from trees or shrubs, incorrect use of chemicals, stepping on the borders too often and loosening the soil when the bulbs are redeveloping.

To avoid disappointment, follow the guidelines below:

1. Unpack the bulbs as soon as they arrive. If you cannot plant the bulbs immediately, store them in a cool, dry and dark place. Ensure there is sufficient ventilation. Plants such as **Anemone**, **Fritillaria**, **Lilie**, **Erythronium dens canis**, **Eranthis hyemalis** and **Leucojum vernum** must be prevented from drying out.
2. If tulips are planted in a border year on year, **mould** may occur in the soil. Therefore remove the top layer (25 cm) of soil or treat the soil with Rhizolex before planting new tulip bulbs. If you redesign the green spaces, the best solution is possibly to move the borders.
3. Where possible, do not plant bulbs in soil that is too moist, even if some do tolerate moist soil. Provide **good drainage**. Bulbs do not grow deep roots. The soil must therefore be able to retain moisture well. You may be able

to improve the structure by adding coarse sand or garden peat. The optimum pH value for flower bulbs is around 6.5.

4. **Fertilising** is not essential, but may be advisable in some cases, above all in new borders and beds and if the soil structure is not ideal. In this case, you can apply basic fertilisation of 2 kg 12 N – 10 P – 18 K per 100 square metres or dig in rotten organic fertiliser prior to planting. Each year when the spring bloomers come up, lime is added in many places with no further fertilisation. Basic fertilisation is needed for summer bloomers.
5. **Bulbous plants do well in places where grass and herbs fail to thrive as a result of too little light or woody plant roots**. In this case, working (digging over or loosening) the soil is not advised, as this encourages weeds to put down roots. On new terrain where root-spreading weeds dominate, they must first be destroyed before the bulbous plants can be planted as the latter do not fare well against competition.



Fritillaria Meleagris meadow



Mixed Muscari & Narcissus Thalia

- 6. Plant flower bulbs deep enough**, at least twice the height of the bulb. If they are planted too deep, growth, flowering and maturing are delayed in the first year. However, the parts below ground have more room to develop and are better protected thanks to the thicker coverage. If you have very heavy loamy soil, it is advisable to add a top layer with a light structure; the ground should in any case be covered.
- 7. Plant before the first frost and not too late in the year.** The first frosts at night are harmless as long as the ground is still able to thaw before the winter really begins. Bulbs root best at a temperature of between 5° and 10 °C over several weeks. As soon as the bulbs are well-rooted, the plants can tolerate frost well and additional covering is not necessary. Camassia, a few allium varieties and the earliest **Cyclamineus daffodils** are the most sensitive to frost. Summer-flowering plants are planted in April/May.
- 8. If the bulbs are planted in lawns, you should**
- only mow after the leaves have sufficiently died off** (in principle, 6 weeks after flowering). If you need to keep the grass short, plant somewhat later-flowering bulbs along the edge or, if possible, in groups, so that you can mow around these plants.
- 9. Apply chemicals sparingly and target their use.** In the growth period, in particular, flower bulbs do not tolerate much in the way of pesticides.
- 10.** If you have created groups of bulbous plants, you can separate these after a few years. This stimulates growth, for example among **Galanthus, daffodils, anemones and crocuses**. After a few years, you can till the soil to stimulate regrowth on plants that form rootstock.



Small flower bulb mixed



Large-flower garden crocus



Naturalisation meadow



Anemone blanda

## Problems planting large quantities of flower bulbs?

We've got the answer:

### Plantha®

This "under-grass" planter is a very practical bulb planting machine without much in the way of technology or electronics, for planting large numbers of flower bulbs, particularly on roadsides, in parks and over large areas.

**Method:**

Single-row metering system for small or large bulbs. The machine can be easily attached behind a conventional tractor.

### ► Our tip:

*We can hire out this machine, for which we merely charge the freight costs for transport to the customer and back.*



Plantha® being filled



Plantha® planter at work



Plantha® planter at work



Turf being pressed down



The planted bulbs



# Miscellaneous A-Z

## Allium (Liliaceae)



Allium Stipitatum

**OP 250 for bulb sorts 4/+ to 14/+ | All are from cultivated stocks.**

**OP 50 for bulb sorts 16/+ to 20/+ | All are from cultivated stocks.**

The **Allium** genus comprises around 800 species that were originally native to central Asia, Chile, Brazil and tropical Africa, where large populations still grow in their natural habitat.

**Allium belong to the family of leeks and onions**, the most well-known of which include the common onion (*Allium cepa*), chive (*Allium schoenoprasum*), garlic (*Allium sativum*) and wild garlic (*Allium ursinum*), which have long been an integral part of our cuisine.

**Allium species thrive in permeable, chalky soil without waterlogging and prefer a sunny spot.**

Allium are an attractive feature of wild gardens and flower beds when planted in groups of 5 or more bulbs.

The bulbs can remain in the ground undisturbed for years. They should only be dug up and separated if they have grown together too much.

Tomato or rose fertilisers rich in potassium and phosphates have proved successful on alliums

since they promote growth and the formation of flowers. Fertilisers high in nitrogen, on the other hand, promote leaf growth, which is good for grasses, but undesirable for alliums.

Our assortment does not contain the spice plants (which as a rule are grown from seed); instead, we offer the ornamental onions. These vary in height from 10 cm to an impressive 2 m.

The varieties with umbels come into their own in rockeries and ornamental gardens, while the varieties that develop spherical clusters of flowers up to 20 cm large are a real eye-catcher in gardens and herbaceous borders.

**aflatunense**, [1902] lilac purple with dense, spherical umbel, suitable for outdoor growing and early forcing under glass. Produces good cut flowers, 50 bulbs / m<sup>2</sup>

H = 70-80 cm, FT: VI **55 42 00** 10/12

**aflatunense Purple Sensation**, [1963]

deep violet purple, large flowers

H = 80-90 cm, FT: V-VI **55 42 02** 10/12

**Ambassador**<sup>®</sup>, [2006] dark pinky violet, comparable with *A. giganteum*, but the flower clusters are larger and heavier and the colour somewhat darker; the leaves (50 cm high) remain green before and after flowering, suitable for garden/landscape, but also for cut flowers, with the flowers lasting well in the cold storage cell and the colour of the clusters staying the same

H = 130 cm, FT: VI **55 42 03** 20/24

As always:

... Allium are the stars of the shrub bed!



Allium aflatunense



Allium aflatunense Purple Sensation



Allium Ambassador<sup>®</sup>



Allium amethystinum Red Mohican



Allium amplexens Graceful Beauty®



Allium angulosum



Allium Art®



Allium caeruleum



Allium Cameleon®



Allium atropurpureum and nigrum



Allium Beau Regard



Allium carinatum ssp pulchellum Album



Allium carinatum ssp pulchellum

Allium (Liliaceae) – continued

**amethystinum Red Mohican**, [2011] dark mahogany red globe, with white tips in the top part, loves well-drained soil, full sun, excellent as an accent plant in a shrub bed, good for cutting

H = 100 cm, FT: VII **554207** 10/+

**amplexens Graceful Beauty®**, [1856] pure white flowers arranged in umbels, the fruits are capsules that split apart, prefers a sunny location, fairly frost-resistant. Summer green, make sure the soil is well-drained, also suitable for pots. **Pot**

H = 35 cm, FT: VI **554206** 6/+

**angulosum**, [1753] This allium has 3-6 basal leaves, which are strong, green and glossy, distinctly keeled on the underside, with blunt tips. The leaves do not die off during flowering and retain their shine. The strong, fleshy pedicel is flattened at the top, making it look distinctly two-edged. The semi-spherical umbel bears pale lilac flowers. This perennial variety thrives even in acidic, cold soil, but requires sufficient moisture – good for cutting.

H = 20-40 cm, FT: VII-IX **554204** I

**Art®**, [2009] (*A. scorodoprasum*) an interesting, spectacular novelty with small flowers, similar to *A. Hair*, thin, green stalks with plentiful purple flowers

H = 110 cm, FT: V-VI **554198** 5/+

**atropurpureum**, [1800] dark ruby semi-spherical blooms. Flowers excellent for cutting and drying

H = 60-80 cm, FT: VI **554214** 8/10

**Beau Regard**, [1993] bright blue-violet

H = 80 cm, FT: VII **554201** 20/+

**bulgaricum**, see *Nectaroscordum siculum*

**caeruleum (azureum)**, [1830] umbels with azure flowers, very unusual colour, good for cutting, prefers a dry location.

H = 60 cm, FT: VII **554219** 4/+

**Cameleon®**, [2009] white with pink

H = 20-30 cm, FT: VII **554221** 4/+

**carinatum ssp pulchellum**, [1810] violet-pink flowers. Rockery, not too damp

H = 40-50 cm, FT: VII-VIII **554222** I



**carinatum ssp pulchellum** **Album**, [1969] snow-white flowers. Rockery, not too damp

H = 40-50 cm, FT: VII-VIII 55 42 23 1

**cernuum**, [1948] nodding pink flower umbels with winter-green leaves. Half-shade, moist soil

H = 40-50 cm, FT: VI-VIII 55 42 24 1

**christophii (albopilosum)**, [1901] silver-lilac, star-shaped umbel measuring 25-30 cm on a thick stem. Warm, dry location preferred

H = 50 cm, FT: VII 55 42 08 10/12

**cowanii**, [1828] beautiful white umbels, for cutting, very long-lasting. Outdoor planting or early forcing under glass. Planting quantity: 200 bulbs per m<sup>2</sup> net

H = 40 cm, FT: V-VI 55 42 28 5/+

**flavum**, [1759] sulphur-yellow flowers, excellent for rockeries

H = 30-40 cm, FT: VI-VIII 55 42 30 1

**falcifolium**, [1840] native to Oregon and California, violet flowers arranged in umbels. Prefers a sunny location, also thrives in sandy and stony loamy soils

H = 10-20 cm, FT: VII 55 42 31 6/+

**Forelock**<sup>®</sup>, [2005] violet, a very large-flowered sphaerocephalon with a tall, tousled flower head, stems blue-green, the flowers start green and mature to violet

H = 140 cm, FT: VI-VII 55 42 34 14/+

**giganteum**, [1883] a majestic allium with dense, violet-pink umbels. Planting quantity 10 bulbs / m<sup>2</sup>

H = 150 cm, FT: VI 55 42 38 20/+

**Gladiator**<sup>®</sup>, [1981] dark pink, large flowers

H = 125 cm, FT: VI 55 42 40 20/+

**Globemaster**<sup>®</sup>, [1971] violet. The allium that flowers the longest and produces the largest number of individual flowers. Unusually large globes, up to 20 cm Ø. Also suitable as a tub plant, because the leaves remain attractive and glossy during flowering. (Most alliums flower when the leaves have wilted) flowering time May - July, excellent for cutting

H = 80 cm, FT: VI 55 42 41 20/+



Allium cernuum



Allium falcifolium



Allium flavum



Allium cowanii



Allium christophii



Allium Forelock<sup>®</sup>



Allium giganteum



Allium Gladiator



Allium Globemaster

**Allium (Liliaceae) – continued**

Allium Hair®



Allium hirtifolium var. album



Allium His Excellency



Allium jesdianum Akbulak



Allium jesdianum Early Emperor



Allium karataviense



Allium karataviense Ivory Queen

**Hair® (vineale)**, [1753] reddish purple with green, the flowers looking a bit like dishevelled hair

H = 60 cm, FT: VII-VIII 554242 5/+

**hirtifolium var. Album**, [1882], native to Iran, Iraq and Turkey. Large white fragrant umbels, prefers a warm location with well-drained soil

H = 120 cm, FT: VI, **SCENTED** 554233 18/20

**His Excellency**, [1989] lilac blue, very large globes

H = 90-110 cm, FT: V-VI 554243 20/+

**jesdianum Akbulak**, [1982] native to Tajikistan, violet, summer-green

H = 60-80 cm, FT: V-VI 554210 12/+

**jesdianum Early Emperor**, [2006] purple, large flowers

H = 80 cm, FT: VI 554229 16/+

**karataviense**, [1876] suitable for rockeries, broad leaves, dusty pink flowers, very perennial. **Pot cultivation**

H = 20 cm, FT: V-VI 554244 10/12

**karataviense "Ivory Queen"**, [1960] pure white, flowers later than karataviense

H = 20 cm, FT: VI 554245 10/12

**Lucy Ball**, [1972] violet blue, darker than Allium giganteum

H = 100 cm, FT: V-VI 554246 18/20

**macleanii**, [1887] spherical umbel (10-12 cm Ø) with numerous lilac, star-shaped flowers, strong stem with **glossy green leaves**

H = 80-100 cm, FT: V-VI 554247 14/+

**Mars**, [1989] created by crossing Allium stipitatum and Allium aflatunense. The attractive, smooth leaves stay green for a long time. They surround the approx. 110 cm tall, very strong stem, which is flattened on one side. The globe-shaped umbel measuring around 15 cm Ø is made up of a multitude of dark purple, star-shaped flowers.

H = 120 cm, FT: V-VI 554251 20/+

**Mercurius®**, [2006] violet pink suitable for gardens and landscapes and for cutting, perennial, in contrast to many other varieties the leaves stay green for a long time thanks to the thick waxy coating, bloom diameter approx. 10 cm

H = 80 cm, FT: VI 554253 10/+

**Metallic Shine**, [2013] medium-sized, not quite spherical cluster, with shiny (almost metallic) violet individual flowers and brownish-green stamens

H = 90 cm, FT: VI-VII 554255 10/+

**Miami®**, [2011] a very attractive new variety from a cross between A. atropurpureum and A. schubertii, semi-spherical cluster consisting of shiny, star-shaped, purple-red flowers. The longer it blooms the more the flowers open, similar to the characteristics of A. schubertii

H = 90 cm, FT: VII 554259 10/+

**moly (luteum)**, [1596] golden yellow umbels, some winter protection required, naturalises rapidly, does not tolerate full sun

H = 25 cm, FT: VI 554248 5/+

**moly Jeannine**, [1978] golden yellow, larger flowers than Allium moly, does not tolerate full sun

H = 35 cm, FT: V-VI 554249 5/+

**nigrum (multibulbosum)**, [1762] greenish-white with dark red centre, semi-spherical umbel (picture p. 90)


H = 60-80 cm, FT: V-VII 554254 10/12

**obliquum**, [1753] Native to central Asia and Russia, the spherical (or almost spherical) umbels in pale yellow to green are a good addition to mixed flower borders, they thrive in heavy loamy soil and also tolerate high amounts of rainfall. The individual flower is not particularly striking but the dense bushes produce a very unusual effect.

H = 80-100 cm, FT: V-VII 554260 1

**oreophilum (ostrowskianum)**, [1873] carmine pink, small umbels, a pretty variety for rockeries

H = 10-15 cm, FT: V-VI 554264 4/+





Allium Globemaster growing area



Allium Mars



Allium Lucy Ball



Allium macleanii



Allium Mercurius®



Allium Metallic Shine



Allium Miami®



Allium obliquum



Allium oreophilum



Allium moly



Allium moly Jeannine

## Allium (Liliaceae) – continued

**Ostara**®, [2013] reddish purple, a new, interesting cross between *A. Karataviense* and *A. atropurpureum*, perfect proportion of height to flower size

H = 30 cm, FT: V-VI 554261 12/+

**paradoxum var. paradoxum**, [1827] has a single large leaf with a triangular stem and usually just one nodding pure white bloom, forms many bulblets, rockery, shade

H = 25-30 cm, FT: IV-V 554265 I

**Pinball Wizard**, [2007] dark violet, very large flowers

H = 80-90 cm, FT: VI 554263 20/+

**ramosum**, [1753] native to central Asia, similar to *Allium tuberosum*, but white with dark red stripes, the umbels are pressed into a funnel shape and comprise numerous bell-shaped flowers.

H = 60 cm, FT: VI-VII 554270 I

**rosenbachianum**, [1894] large violet clusters, effective in tall shrub groups, ensure very good drainage. **Good for cutting**

H = 100 cm, FT: V-VI 554268 14/16

**rosenbachianum "Album"**, [1920] white, large flowers

H = 100 cm, FT: V-VI 554269 14/16

**roseum**, [1697] delicate pink, strong bloom consisting of numerous umbels

H = 30-40 cm, FT: VI-VII 554274 5/+

**Round'n Purple**, [2005] pale purple, large flowers

H = 90 cm, FT: VI 554275 18/+

**schubertii**, [1896] violet-pink, large umbels measuring up to 40 cm Ø, sensitive to frost

H = 50 cm, FT: VI-VII 554276 10/12

**scorodoprasum Passion**®, [2009] densely packed green/violet buds develop into very pretty, compact, ruby-red flowers, very unusual when planted in a group. Also suitable for cutting.

H = 125-140 cm, FT: VI-VII 554280 5/+

**senescens ssp. montanum (syn. Allium montanum)**, [1753] has a semi-spherical cluster consisting of numerous pink individual flowers. The umbel has a diameter (Ø) of 5 cm or more, and the almost rectangular stem is 40 cm tall. Fast-growing and long-blooming from summer to autumn

H = 40 cm, FT: VI-VII 554277 I

**siculum**, see *Nectaroscordum siculum*

**Silverspring**®, [2008] white with violet pink centre, semi-spherical cluster

H = 110 cm, FT: V 554282 10/+

**sphaerocephalon (Drumsticks)**, [1594] purple-red garden allium (small globe), cultivation for cutting, long-stemmed, purple flowers, for planting outdoors or for early forcing under glass. 250 bulbs / m<sup>2</sup>

H = 70 cm, FT: VII-VIII 554278 6/+

**Spider**, violet pink star-shaped flowers that together form a large, loose and dynamic umbel

H = 50-60 cm, FT: VII 554281 10/+

**stipitatum**, [1958] purple, large umbels, scented, perennial, suitable for rockeries

H = 100 cm, FT: VI 554285 18/+

**stipitatum Mount Everest**, [1990] pure white, growth and bloom size same as *Allium giganteum*

H = 100 cm, FT: V-VI 554250 18/20



Allium Ostara®



Allium paradoxum var. paradoxum



Allium Pinball Wizard



Allium ramosum



Allium rosenbachianum



Allium rosenbachianum Album



Allium roseum



Allium Round'n Purple



Allium schubertii



Allium senescens ssp. montanum



Allium Silverspring



Allium scordoprasum Passion®



Allium sphaerocephalon



Allium Spider



Allium stipitatum



Allium stipitatum Mount Everest

**Allium (Liliaceae) – continued**

**stipitatum White Giant**, [2013] an allium with white clusters measuring up to 15 cm, with good nourishment the plant can grow up to 2 m tall.

H = 150 cm, FT: V-VI **554296** 18/20

**Summer Drummer**, [2006] attractive globe with a diameter of up to 12 cm and purple/white individual flowers on long, purple stems. Moisture and good drainage are required for the plant to attain maximum height

H = 150-180 cm, FT: VII-VIII **554286** 12/+

**tripedale**, see **Nectaroscordum tripedale**

**triquetrum**, [1789] white, hanging bell-shaped flowers, suitable for naturalising, prefers a moist, shady location

H = 40 cm, FT: V-VII **554289** 5/+

**tuberosum**, [1825] a many-flowered, white umbel, with a slight green or brown central rib on the back

H = 20-30 cm, FT: VII-IX, **SCENTED** **554291** 1

**unifolium Eros®**, [2006] a variety the flower colour of which varies from pale blue to pink

H = 55 cm, FT: VII **554235** 5/+

**unifolium**, [1873] similar to *Allium moly*, but pale pink with grey-green leaves, good for cutting, somewhat perennial, slightly damp soil

H = 30-40 cm, FT: V-VI **554294** 5/+

**ursinum ssp ursinum**, [1753] white, star-shaped flowers in loose umbels, smells somewhat of garlic, forest floor, sunlight woods. **Please pre-order - very scarce, early – plant at the end of August/start of September.**

H = 30 cm, FT: IV-V, **SCENTED** **554298** 1

**White Cloud**, [2010] a bulb of just 7 cm produces a statuesque plant with hundreds of small, bright white flowers formed into a spherical head. In the later stage of flowering, the bloom turns pink

H = 80 cm, FT: V-VI **554295** 7/+

**zebdanense**, [1859] is a very early-blooming ornamental allium with many white, star-shaped flowers in loose umbels on a slender, arching stem. Good for naturalising

H = 20-30 cm, FT: IV-V **554299** 4/+



*Allium stipitatum* White Giant



*Allium triquetrum*



*Allium* Summer Drummer





Allium unifolium



Allium unifolium Eros®



Allium tuberosum



Allium zebdanense



Allium ursinum



Allium White Cloud



Planting example, small-flowered alliums

**Anemone Coronaria – single (Ranunculaceae)**



**OP 50 and 250 bulbs | Delivery all year round**

Anemone are perennial, herbaceous plants from the Ranunculaceae family. They are found primarily in moderate northern regions. The plants often have long, hairy stalks enabling wind-based pollination. Many types of anemone are very popular and well-known garden plants, in particular Anemone coronaria, the large-flower Turkish anemone also known as the poppy anemone. It forms a tuberous root with divided, parsley-like leaves and large flower that resembles a poppy. Anemone grow best in loamy soil, if possible incorporate high-function fertiliser/manure among the bulbs.

Allow bulbs to soak in lukewarm water for around 12 hours prior to planting as this helps the plant to root and proliferate. Cultivation in the open air and early forcing under glass are both possible.



|                                 |        |     |
|---------------------------------|--------|-----|
| <b>De Caen Mixed</b>            |        |     |
| H = 30 cm, FT: IV-IX            | 554509 | 6/7 |
| <b>Bicolour</b> , white/red     |        |     |
| H = 30 cm, FT: IV-IX            | 554555 | 6/7 |
| <b>Hollandia</b> , [1927] red   |        |     |
| H = 30 cm, FT: IV-IX            | 554515 | 6/7 |
| <b>Mr. Fokker</b> , [1927] blue |        |     |
| H = 30 cm, FT: IV-IX            | 554525 | 6/7 |
| <b>Sylphide</b> , [1927] violet |        |     |
| H = 30 cm, FT: IV-IX            | 554520 | 6/7 |
| <b>The Bride</b> , [1870] white |        |     |
| H = 30 cm, FT: IV-IX            | 554530 | 6/7 |



Anemone de Caen mixed



Anemone de Caen bicolour



Anemone de Caen Hollandia



Anemone de Caen Mr. Fokker



Anemone de Caen Sylphide



Anemone de Caen The Bride

## Anemone Coronaria – double (Ranunculaceae)

OP 50 and 250 bulbs | Delivery all year round

### St. Brigid Mixed

H = 30 cm, FT: IV-IX 554537 6/7

### The Admiral, [1927] violet

H = 30 cm, FT: IV-IX 554540 6/7

### The Gouverneur, [1927] red

H = 30 cm, FT: IV-IX 554542 6/7

### Lord Lieutenant, [1927] blue

H = 30 cm, FT: IV-IX 554544 6/7

### Mount Everest, [1954] white

H = 30 cm, FT: IV-IX 554546 6/7



Anemone St. Brigid mixed



Anemone St. Brigid The Admiral



Anemone St. Brigid The Gouverneur



Anemone St. Brigid Lord Lieutenant



Anemone St. Brigid Mount Everest



Anemone blanda Blue Shades



Anemone blanda Charmer



Anemone blanda Pink Star



Anemone blanda White Splendour



Anemone nemorosa



Anemone mixed



Anemone blanda Blue Splendour



Anemone nemorosa Robinsoniana



Anemone nemorosa Vestal



Anemone ranunculoides

## Anemone (Ranunculaceae)

### OP 50 and 250 bulbs | Delivery end of August to December

Anemone blanda varieties love partial shade under deciduous trees and between shrubs or bushes and should preferably be planted in groups. They are deep-rooted, so plant them 5-8 cm deep and prepare the soil well down to 20 cm, soaking of the bulbs overnight helps germination.

**blanda Blue Shades**, [1898] various shades of blue, **pot cultivation**

H = 10 cm, FT: III-V **554558** 5/+

**blanda (Grecian Windflower) Blue Splendour**, sky blue, **pot cultivation**

H = 10 cm, FT: III-V **554561** 5/+

**blanda (Grecian Windflower) Charmer**, [1957] dark pink, pretty variety, **pot cultivation**

H = 10 cm, FT: III-V **554562** 5/+

**blanda (Grecian Windflower) Pink Star**, [1958] pink

H = 10 cm, FT: III-V **554564** 5/+

**blanda (Grecian Windflower) White Splendour**, [1950] white, large flowers, **pot cultivation**

H = 15 cm, FT: VI-V **554574** 5/7

**blanda Mixed**, Dutch cultivation

H = 10 cm, FT: III-V **554578** 5/+

**nemorosa (wood anemone)**, [1860] white, likes slightly shaded, moist humus-rich soil

H = 10 cm, FT: III-IV **554590** I

**nemorosa Robinsoniana**, [1870] lavender blue, with dark green leaves with spots of purple

H = 20-25 cm, FT: IV **554592** I

**nemorosa Vestal**, [1890] white, **double flowers**

H = 10 cm, FT: IV **554593** I

**ranunculoides**, [1596] yellow, similar to Anemone nemorosa

H = 15 cm, FT: IV **554594** I

**sylvestris**, [1850] large white bloom (large wind-flower), slightly nodding and with fine hairs on the outer side. In mild climates, spreads rapidly by stolons, thrives in sunny woods or on the edges of woodland. Plant in 9-cm pot. **OP 24 bulbs per crate**

H = 15-30 cm, FT: IV-VI **554596** T9

### Arum (Araceae)

OP 50 and 250 bulbs | Delivery start of September to March

**italicum**, [1693] in May arrow-shaped, dark green leaves with a markedly white veins, **excellent for cutting**. The spathe is around 15 cm long, greenish-white on the inside, reddish on the outside. The spadix extends to the middle of the spathe and matures to yellow. The poisonous orange-red berries on the spadix come out in the autumn, often winter-green

H = 30 cm, FT: V 554598 10/+

**maculatum (Arum Lily)**, [1928] is completely perennial. Its arrow-shaped leaves appear in early spring and often have spots of dark brown. The yellow-green spathe grows to 15 cm and has a somewhat shorter, yellowish spadix. After flowering in May, the plant develops bright red berries in July

H = 40 cm, FT: V 554597 1



Arum italicum

### Bellevalia (Liliaceae)

OP 50 and 250 bulbs | Delivery start of September to November

Bellevalia are widespread from the Caucasus through the Balkans to southern France, but only a few varieties are cultivated. They are best planted in small groups in a sunny and warm spot, they multiply and naturalise well.

**pycnantha (Muscari paradoxum)**, [1835] has a very wide spike of black-blue flowers with a hint of green on their inside

H = 15 cm, FT: VI-V 554599 7/+

**pycnantha Green Pearl**, [2001] almost pure green with slight hint of white

H = 25 cm, FT: IV-V 554602 6/+

**romana (Hyacinthus romanus)**, [1870] native to southern Europe, but here in Germany, for example, needs winter protection. Green-white flowers form a loose raceme on an upright pedicel

H = 40 cm, FT: IV-V 554605 7/+



Arum maculatum



Anemone sylvestris



Bellevalia pycnantha



Bellevalia romana



Bellevalia pycnantha Green Pearl



Bulbocodium vernum



Calochortus Cupido®

### ► Our tip:

#### **Camassia:**

Unlike many bulbous flowers, *Camassia* like damp locations. They flower after tulips, but before most shrubs.

### Bulbocodium (Liliaceae)



#### OP 50 and 250 bulbs | Delivery from start of August to October

Bulbocodium varieties bring the first splashes of colour to a grey garden at the start of March. They are native to the Caucasus and Pyrenees and are ideal for naturalising not only in alpine and rock gardens but also in meadows. In full bloom, the petals open very wide.

**vernum (Colchicum vernum)**, [1629] purple-pink, pretty, crocus-like flowers, likes damp, humus-rich soil

H = 8-10 cm, FT: III-IV      554620    6/+

### Calochortus (Liliaceae)



#### OP 50 and 250 bulbs | Delivery start of September to November

These bulbous plants native to America like the sun, but also tolerate light semi-shade. They grow best in dry locations and like a light, humus-rich, loamy soil mixed with sand, as well as a well-drained subsoil as they do not tolerate clogged soil. Winter coverage required, plant 5–6 cm deep.

**Cupido®**, [2004] pale violet pink

H = 25 cm, FT: VI-VII      554624    4/+

### Camassia (Liliaceae)



#### OP 50 and 250 bulbs | Delivery start of September to November

A bulbous plant with long panicles and star-shaped flowers on long, robust stems. Suitable for cutting and naturalising. *Camassia* species are easy to look after, relatively frost-resistant, but coverage against frost is advisable in the first year. They perform best in soil that is not too dry, e.g. on a stream bank, where they can naturalise undisturbed. Sun or light shade. Separation in early autumn is only advisable if they are very crowded.

**cusickii**, [1888] light violet blue, perennial

H = 65 cm, FT: V-VI      554628    14/+

**cusickii Zwanenburg**, [1969] deep blue, very open, large flowers

H = 60-75 cm, FT: V-VI      554630    14/+

**leichtlinii Alba**, [1852] white, large inflorescence

H = 70 cm, FT: V-VI      554639    12/14

**leichtlinii Alba "Sacajawea"**, [2008] native to

North America. Flowers white to cream, white-striped leaves. The leaves look a bit like an ornamental grass, so the plant is very attractive from the moment it starts to grow, highly suited to gardens, naturalises well

H = 100 cm, FT: V-VI      554642    14/+



Camassia cusickii



Camassia cusickii Zwanenburg

Camassia – continued

**leichtlinii Caerulea**, [1853] dark blue  
 H = 70 cm, FT: VI 554640 14/+

**leichtlinii "Semplena"**, [1890] white,  
 semi-double flowers  
 H = 70 cm, FT: VI 554641 12/+

**quamash (esculenta)**, [1837] ultramarine, en-  
 duringly strong stem  
 H = 50 cm, FT: V-VI 554643 6/+

**quamash Blue Melody**, [1910] dark blue, leaves  
 with a white edge  
 H = 35 cm, FT: VI 554645 6/+

**quamash Orion**, [1913] pure violet, large  
 flowers  
 H = 20-30 cm, FT: V-VI 554646 6/+



Camassia leichtlinii Alba



Camassia leichtlinii Caerulea



Camassia leichtlinii semiplena



Camassia quamash Blue Melody



Camassia quamash



Camassia leichtlinii alba Sacajawea



Camassia quamash Orion



Chionodoxa luciliae



Chionodoxa luciliae Alba

## Chionodoxa (Glory of the Snow) (Iridiaceae)



### OP 50 and 250 bulbs | Delivery August to mid November

An undemanding bulbous plant from Asia Minor. Chionodoxa types like light shade and a humus-rich forest soil that is not too dry and is well-drained. They naturalise readily if allowed to grow undisturbed. A mulch layer of leaf mould every two years promotes more attractive blooms in the spring.

**forbesii**, [1976] pale violet blue with a white centre, 8-10 star-shaped, nodding flowers. **pot cultivation**

H = 10 cm, FT: III-IV 554656 5/+

**forbesii Blue Giant**, [1986] a new selection with strongly blue flowers and a white centre, strong-growing

H = 20 cm, FT: III 554657 5/+

**forbesii Pink Giant**, [1988] sugar pink, very floriferous, suitable for cutting

H = 10 cm, FT: III-IV 554660 5/+

**luciliae**, [1878] blue with a white heart, very large flowers, early-flowering

H = 15 cm, FT: III 554648 5/+

**luciliae alba**, [1885] large, pure white flowers, early

H = 15 cm, FT: III 554652 5/+

**sardensis**, [1883] 6-8 gentian blue star-shaped flowers form a loose raceme

H = 15 cm, FT: IV 554666 5/+



Chionodoxa forbesii Blue Giant



Chionodoxa forbesii Pink Giant



Chionodoxa forbesii



Chionodoxa sardensis



## Colchicum (Liliaceae)

**OP 50 bulbs | Delivery from start of August, please pre-order**

Herbaceous perennial poisonous in all parts of the plant, usually with large, onion-shaped bulbs for dry cultivation and garden planting. Loves a sunny to slightly shaded location and nutritious, fresh to damp soil. An undisturbed location over many years is best. The alkaloid colchicine contained in the plant is a capillary toxin that can cause paralysis and is also used in medicine. Plant depth approx. 20 cm. Plant early in August / start of September

**autumnale (autumnale var. minor)**, [1753] pale purple-pink, late blooming

H = 15 cm, FT: IX-X **554682** 13/+

**autumnale Album**, [1820] pure white, numerous small flowers on long, white perianth tube, slender leaves

H = 15 cm, FT: IX-X **554686** 13/+

**autumnale Alboplenum**, [1872] white, **double flowers**

H = 12 cm, FT: IX-X **554684** 13/+

**autumnale Pleniflorum (roseum plenum)**, rose-pink, numerous small segments form the **double flowers**

H = 15 cm, FT: IX-XI **554694** 13/+

**bornmuelleri**, [1889] pale mauve with pure white centre, large flowers

H = 15 cm, FT: IX **554698** 18/20

**byzantinum**, [1595] blade-shaped bloom, similar to cilicicum, but more purple

H = 15 cm, FT: IX **554690** 18/20

**cilicicum**, [1896] Slender, intensively amethyst-coloured petals give the flowers a star-shaped appearance, **strongly scented**, late blooming

H = 12 cm, FT: X-XII, **SCENTED** **554706** 20/+



Colchicum autumnale



Colchicum autumnale Album



Colchicum autumnale Alboplenum



Colchicum autumnale Pleniflorum



Colchicum bornmuelleri



Colchicum byzantinum



Colchicum cilicicum

## Colchicum – continued

**Dick Trotter**, [2007] violet with a white heart, particular feature: flower is hard and very glossy

H = 15 cm, FT: IX-X **554707** 18/20

**Giant**, [1926] dark mauve with a lovely white base, large flowers

H = 15-20 cm, FT: IX-X **554726** 18/20

**giganteum (illyricum superbum)**, [1890] delicate lilac colour

H = 10-15 cm, FT: X-XI **554708** 13/+

**Lilac Wonder**, [1926] uniformly lilac with white lines in the centre, free-flowering

H = 15-20 cm, FT: IX-X **554718** 18/20

**pannonicum**, [1926] the flowers are pale mauve-violet with a delicate white stripe on every petal

H = 15-20 cm, FT: IX-X **554727** 1

**speciosum**, [1874] delightfully large, somewhat dappled rose-pink flowers with a pure white throat

H = 15 cm, FT: X **554738** 13/+

**speciosum album**, [1933] large cream flowers with a delicate green throat

H = 15 cm, FT: X **554729** 13/+

**Waterlily**, [1946] the largest double-flower variety with numerous slender deep pink segments, particularly beautiful

H = 15 cm, FT: IX **554732** 14/+



Colchicum Dick Trotter



Colchicum Giant



Colchicum pannonicum



Colchicum speciosum



Colchicum speciosum album



Colchicum giganteum



Colchicum Lilac Wonder



Colchicum Waterlily

## Convallaria (lily of the valley) (Liliaceae)



**OP 25 bulbs / only available in batches of 25 | Delivery from start of October |**

We only supply the best quality from specialist German cultivators

**planting size:** Weaker grade without flower

**(Pflanzkeime) a) Open-air planting:**

- ▶ Possible in October and March
- ▶ Flowering takes place only as of the 2nd year, and then only if temperatures have fallen below zero in the spring for at least 30 days.

**b) Pot cultivation:** Unsuitable

**flowering size:** Stronger grade than "Pflanzkeime" with flower bud

**(Blühkeime) a) Open-air planting in the autumn:**

- ▶ Blooms in the subsequent May

**Open-air planting in the spring:**

- ▶ Does not bloom until the May of the following year. Again, assuming that temperatures are below zero for at least 30 days.

**b) Pot cultivation**

- ▶ Planted in the autumn and overwintered outdoors, they then flower in May if temperatures fell below zero for at least 30 days or they were kept in a cold store.

**Without cooling, will not flower.**

"Flowering size" (Blühkeime) potted in the spring so that they flower in the same year, cold period in cold store required.

**planting size (Pflanzkeime), open-air cultivation**

H = 20 cm, FT: V, **SCENTED** 55 47 52 I

**flowering size (Blühkeime), open-air planting**

H = 20 cm, FT: V, **SCENTED** 55 47 50 I



Convallaria majalis

## Corydalis (Papaveraceae)



## OP 50 and 250 bulbs | Delivery start of September to October

Likes moist, nutrient-rich soil, tolerates chalk.

**bulbosa (cava)**, [1932] purple racemes, leaves wither after the flower

H = 20 cm, FT: III-IV      554760      I

**bulbosa (cava) alba**, [1932] pure white version of *bulbosa*, **very rare**

H = 25 cm, FT: III-IV      554761      I

**solida (syn. *Fumaria bulbosa*)**, [1939] mauve with purple, naturalises well

H = 20 cm, FT: III-V      554768      5/+

**solida G.P. Baker**, [1925] rich dark pink

H = 15 cm, FT: III-IV      554769      6/+



Corydalis solida



Corydalis bulbosa (cava) alba



Corydalis bulbosa (cava)



Corydalis solida G.P. Baker

## Cyclamen (Primulaceae)



**OP 50 bulbs | Delivery start of August | Note the regulations relating to species conservation**

Cyclamen were one of the very first plants on our earth. There are around 17 species native to southern central Europe and the Mediterranean region. In their habitat, most of the species grow in semi-shaded spots in front of rock faces, among foliage and in coniferous woods, and often also in gravel under moderate sun.

Cyclamen need a semi-shaded location, well-draining, humus-rich, chalky soil. After planting, the bulbs should be covered by just 3-5 cm of soil. In winter, cover to protect against frost and cold winds. For them to multiply well, the plants should remain in the same place over years. If you leave the autumn foliage and use it as mulch, fertilising is practically unnecessary.

**cilicicum**, [1872] pale pink

H = 10-12 cm, FT: IX-XI, **SCENTED** 55 4770 15/+

**coum ssp coum**, [1596] dark violet to violet

H = 8-10 cm, FT: XII-III 55 4772 10/13

**hederifolium**, [1583] pink 55 4774 25/30

H = 13-15 cm, FT: IX-XII, **SCENTED** 55 4775 15/20

**hederifolium album**, [1601] white

H = 13-15 cm, FT: IX-XI 55 4776 10/+

**neapolitanum**, see **hederifolium**



Cyclamen cilicicum



Cyclamen coum ssp coum



## Dichelostemma (Liliaceae)

**OP 50 and 250 bulbs | Delivery start of September to mid November**

These American flower bulbs are most effective planted together in large groups. They are planted 15-20 cm deep in the autumn in a warm, sheltered location in full sun. A well-drained soil is important. Ideal locations are rockeries and areas in front of house walls or south-facing walls. Good winter protection required.

**congestum (syn. Brodiaea congesta)**, [1806]

heliotrope umbels on slender, bendy stems, bushy, grass-like foliage, **excellent for cutting**

H = 60 cm, FT: VI-VII 55 4780 5/+

**ida-maia**, [1870] dense umbel with 6-8 small-star, bright red individual flowers. The flowers have green tips and a yellow throat, need a lot of warmth; sensitive to winter wetness, cover well with dry leaves or peat

H = 60 cm, FT: V-VI 55 4784 5/+



Cyclamen hederifolium



Dichelostemma congestum



Dichelostemma ida-maia



Cyclamen hederifolium Album



Eranthis cilicica



Eranthis hyemalis

### Eranthis (winter aconites) (Ranunculaceae)



#### OP 50 and 250 bulbs | Delivery end of August to mid November

Winter aconites like a semi-shaded spot protected from the wind. They also thrive in sun, provided it does not get too hot. They do well in deep garden soils. Apart from Eranthis cilicica, which prefers a chalky soil, they also like a sandy, humusy earth, as long as it stays fresh and cannot dry out too much. Before planting in late summer, soak the anemone-like **tubers in water over night**, then plant 5-7 cm deep 8-10 cm apart and cover them with compost or earth mixed with fertiliser. Do not allow to dry out in the spring. You can replant or divide larger clusters immediately after flowering. To avoid damaging the roots, do not shake off the soil clinging to them. **Flowering: February to March**

**cilicica**, [1892] dark yellow, large flowers, bronze leaves, from Dutch cultivation, suitable for planting in pots  
H = 5 cm, FT: III 554798 4/5

**hyemalis (winter aconite)**, [1570] yellow flowers, bronze-green leaves, from Dutch cultivation  
H = 5 cm, FT: II-III 554799 4/5

### Eremurus (foxtail lilies) (Liliaceae)



#### OP 50 bulbs | Delivery start of September to November

An Asian shrub also known as foxtail lily or desert candle, with mighty, head-height racemes, requires good, deep soil, ensure good drainage, avoid waterlogging. Planting depth: 15-25 cm, planting quantity 10-15 bulbs/square meter for bungei and Ruitter hybrids.

Good winter protection and sunny locations needed.

**himalaicus**, [1811] pure white, with brown stripes on the outside  
H = 125 cm, FT: V-VI 554814 I

**robustus**, [1871] long panicle with peach-pink flowers, large flowers  
H = 220 cm, FT: V-VII, **SCENTED** 554818 I

**stenophyllus (bungei)**, [1834] canary yellow, the panicles are dense with flowers  
H = 100 cm, FT: VI-VIII 554819 I



Eremurus himalaicus



Eremurus robustus



Eremurus stenophyllus (bungei)

## Eremurus Rüter hybrids (Liliaceae)

Elongated, cylindrical flowers, vigorous, excellent for cutting.

|  |        |   |   |        |   |
|--|--------|---|---|--------|---|
| <b>Cleopatra</b> , [1956] orange-pink<br>H = 125 cm, FT: VI-VII              | 554802 | I | <b>White Beauty Favourite®</b> , [2001] white<br>H = 125 cm, FT: VI-VII | 554809 | I |
| <b>Moneymaker</b> , [1982] yellow<br>H = 125 cm, FT: VI-VII                  | 554804 | I | <b>Mixed</b> ,<br>H = 125-160 cm, FT: VI-VII                            | 554807 | I |
| <b>Pinokkio</b> , [1989] orange<br>H = 125-150 cm, FT: IV-VII                | 554801 | I |   |        |   |
| <b>Rexona</b> , [1992] pale brown to creamy yellow<br>H = 125 cm, FT: VI-VII | 554808 | I |   |        |   |

### ► Our tip:

Once planted, flower bulbs do not like to be disturbed. Digging near them to plant annuals can disrupt their growth in the next year. It is therefore better to plant shrubs in the vicinity of flower bulbs.



Eremurus Cleopatra



Eremurus Moneymaker



Eremurus Pinokkio



Eremurus White Beauty Favourite®



Eremurus Rexona

## Erythronium (Liliaceae)



## OP 50 and 250 bulbs | Delivery end of August to November

These pretty spring-flowering plants from North America bloom from March to June, depending on the variety. The elongated bulbs, similar to a dog's tooth, produce 2-3 interestingly marbled leaves with delicately perfumed, nodding flowers. Any shaded, slightly moist and cool place with nutrient-rich, loamy soil is suitable for planting. The plants should remain undisturbed, if possible.

**dens-canis (dog's tooth violet)**, flowers similar to cyclamen with brown-green dappled leaves. Plant 10 cm deep, very unusual, **SCENTED**

**dens-canis – Lilac Wonder**, [1943] purple with a brown ring

H = 10 cm, FT: III-IV 554833 |

**dens-canis – Purple King**, [1937] cyclamen purple

H = 10 cm, FT: III-IV 554834 |

**dens-canis – Rose Queen**, [1968] pink

H = 10 cm, FT: III-IV 554835 |

**dens-canis – Snowflake**, [1961] white with an olive base and a ring of red spots

H = 10 cm, FT: III-IV 554837 |

**dens-canis – Mixed**,

H = 10 cm, FT: III-IV 554836 |

**hybr. Pagoda**, [1959] a pretty and strong variety with 3-4 sulphur yellow flowers per stem, brown ring in the centre, leaves mottled with bronze

H = 20-25 cm, FT: III-IV 554846 |

**revolutum White Beauty**, [1938] white with a yellow centre, particularly attractive leaf markings

H = 20-25 cm, FT: III-IV 554850 |



Erythronium dens-canis Lilac Wonder



Erythronium dens-canis Purple King



Erythronium dens-canis Rose Queen



Erythronium dens-canis Snowflake



Erythronium hybr. Pagoda



Erythronium revolutum White Beauty



**Fritillaria Imperialis (crown imperial) (Liliaceae)**



**OP 48 bulbs | Delivery end of August to November**

Excellent group shrub for sunny locations, prefers nutrient-rich, deep, permeable ground that is well-fertilised and heavy. May need around 1 year to acclimatise. The bulbs should be planted around 20cm deep at a slight angle and be replanted in the 3rd year at the latest. Voles and moles avoid crown imperials because of their unpleasant, intense, slightly garlicky smell.

|  |                 |      |
|--|-----------------|------|
| <b>Aurora</b> , [1944] orange-red, large flowers<br>H = 100 cm, FT: IV                   | <b>55 48 64</b> | 24/+ |
| <b>Garland Star®</b> , [2004] yellow-orange, dark stem, very stable<br>H = 80 cm, FT: IV | <b>55 48 61</b> | 20/+ |
| <b>Lutea maxima</b> , [1867] large yellow flowers<br>H = 100 cm, FT: IV                  | <b>55 48 72</b> | 24/+ |
| <b>Premier</b> , [1960] orange<br>H = 100 cm, FT: IV                                     | <b>55 48 74</b> | 24/+ |
| <b>Rubra</b> , [1665] dark red, large flowers<br>H = 100 cm, FT: IV                      | <b>55 48 78</b> | 24/+ |

|  |                 |       |
|--|-----------------|-------|
| <b>Slagzwaard (Fritillaria Fasciata)</b> , [1771] brown-red flowers on a striped stem<br>H = 90-100 cm, FT: IV | <b>55 48 80</b> | 20/+  |
| <b>var. inodora</b> , [1590] yellow/orange flower, unscented, <b>very scarce</b><br>H = 50-60 cm, FT: V        | <b>55 48 68</b> | 1     |
| <b>William Rex</b> , dark bronze-red flowers with a dark stem<br>H = 70-80 cm, FT: IV                          | <b>55 48 83</b> | 20/24 |



Fritillaria imperialis Aurora



Fritillaria imperialis Garland Star®



Fritillaria imperialis Slagzwaard



Fritillaria imperialis Premier



Fritillaria imperialis Lutea Maxima



Fritillaria imperialis Rubra



Fritillaria imperialis var. inodora



Fritillaria imperialis William Rex

### Fritillaria – composers collection

A new, very unusual range named after composers, in delicate pastel shades. The plants do not grow higher than 70 cm and are therefore excellent for pots and tubs.

**Beethoven**, [2012] orange

H = 70 cm, FT: V-VI

55 49 02 14/+

**Brahms**, [2012] salmon orange

H = 70 cm, FT: V-VI

55 49 03 14/+

**Mahler**, [2012] brown orange

H = 70 cm, FT: V-VI

55 49 04 14/+

**Vivaldi**, [2012] yellow orange

H = 70 cm, FT: V-VI

55 49 06 14/+



Fritillaria Beethoven



Fritillaria Brahms



Fritillaria Mahler



Fritillaria Vivaldi

Fritillaria species (Liliaceae)



OP 50 and 250 bulbs

**acmopetala**, [1874] nodding olive-green flowers with a purple tip

H = 40-60 cm, FT: IV-V **554886** 6/+

**bucharica Giant**, up to 10 hanging white flowers with a green throat. Native to central Asia and northern Afghanistan.

H = 30-40 cm, FT: IV-V **554898** 5/+

**camschatcensis (Kamchatka lily/chocolate lily)**, [1757] very dark, almost black flower, strong-smelling. The plants do not tolerate strong sunlight and prefer slight shade in cool, moist soil

H = 25-30 cm, FT: IV-VI, **SCENTED** **554910** 6/+

**davisii**, [1940] 1-3 flowers green/brown, flowers in April, native to Greece

H = 15 cm, FT: III-IV **554912** 5/+

**elwesii**, [1975] 1-3 flowers per stem, outside purple-brown with distinct green stripes, anthers pure yellow, native to Turkey

H = 25-40 cm, FT: IV-V **554908** 5/+

**hermonis ssp. amana**, [1975] brown with yellows, for gardens, cutting, pots and dry sales

H = 25 cm, FT: IV **554916** 5/+

**meleagris Alba**, [1982] pretty alpine variety with pure white flowers

H = 20 cm, FT: IV **554926** 5/+

**meleagris mixed (snake's head fritillary, chess flower)**, in white to purple shades, loves a moist location, thrives best in short grass in partial shade under large trees; do not mow until the leaves have wilted. (from Dutch cultivation), **pot cultivation**

H = 15-20 cm, FT: IV, **SCENTED** **554917** 6/7

**michailovskyi**, [1983] purple brown with broad, pale yellow edge. **pot cultivation**

H = 20 cm, FT: IV-V **554936** 5/+

**pallidiflora**, [1857] pale yellow, greenish-yellow flowers, inflorescence often slanted.

H = 30-35 cm, FT: IV-V **554944** 1



Fritillaria species acmopetala



Fritillaria species bucharia Giant



Fritillaria species pallidiflora



Fritillaria species michailovskyi



Frit. species meleagris mixed



Fritillaria species camschatcensis



Fritillaria species meleagris Alba



Fritillaria species hermonis ssp. amana



Fritillaria species elwesii



Fritillaria species davisii



Fritillaria species persica Ivory Bells



Fritillaria species persica Adiyaman



Fritillaria species pontica



Fritillaria species raddeana



Fritillaria species sewerzowii



Fritillaria species stanthera



Fritillaria species uva-vulpis

### Fritillaria species (Liliaceae) – continued

**persica Ivory Bells**, [1996] similar to persica Adiyaman, but starts pale green maturing to cream-white at the end of flowering

H = 70-100 cm, FT: IV-V **554937** 20/+

**persica Adiyaman (Persian Lily)**, [1985] rare, striking variety, stem bears numerous plum-coloured flowers, popular variety for gardens, completely frost-resistant, from Dutch cultivation.

H = 75-100 cm, FT: IV-V **554958** 20/24

**pontica**, [1989] yellow-green flowers with light brown tips, bell-shaped inflorescence

H = 30 cm, FT: IV-V **554957** 5/+

**raddeana**, [1902] similar to a crown imperial, but smaller flowers, with a thatch of cream to greenish yellow and glossy, dark green leaves, **very scarce**

H = 50-80 cm, FT: IV-V **554945** 14/+

**sewerzowii**, [1887] a robust plant that grows to a height of 1,000-1,500 m in central Asia, with a long raceme of up to 12 green wide-open flowers with shades of hazelnut brown

H = 20-35 cm, FT: IV-V **554946** 1


**stanthera**, [1983] native to central Asia, pale pink with a purple base, protect well against frost, because they bloom in late winter, best suited to a cold greenhouse or alpine house, they love a nutrient-rich soil and a dry summer

H = 15-25 cm, FT: III-IV **554948** 1

**uva-vulpis (assyriaca)**, [1975] delicately drooping, chestnut brown flowers with a yellow edge, gold-bronze inside with light black veining, yellow anther. Strong-growing variety with blue-green leaves.

H = 25-30 cm, FT: III-IV **554955** 6/7

### Gagea (Yellow Star-of-Bethlehem) (Liliaceae)



OP 50 and 250 bulbs | Delivery mid September to October

**lutea**, [1820] is particularly attractive when planted in large numbers, and not particularly difficult to grow when in a cool location. It is very flat, lanceolate green leaves and several stems with umbels bearing up to 7 green-yellow flowers 3 cm in diameter, a real aficionado's variety

H = 10 cm, FT: IV-V **555010** 1

**The quantities available for delivery are limited, therefore place your order early.**



Gagea lutea

## Galanthus (snowdrops) (Amaryllidaceae)



**OP 50 and 250 bulbs | Delivery end of August to end of November | Note the regulations relating to species conservation**

They are the earliest spring bloomers in the late-winter garden, like damp but well-drained soil and are preferably planted in clumps. Prepare the earth well down to 20 cm as their roots grow deep and they do not tolerate shallow planting, plant 10 cm deep. Do not cover Galanthus with compost or fertiliser, because a too nutrient-rich substrate adversely affects the bloom and the plant only develops strong, green foliage. Do not fertilise later either.

**elwesii**, [1874] commonly called giant snowdrop, white, large flowers, needs a shaded base but otherwise sunny location, very perennial in central Europe but rarely seeds itself. **pot cultivation**

554960 6/7  
H = 15-20 cm, FT: II-III 554961 5/6

**nivalis ssp. nivalis**, [1753] native snowdrop, pure white oval flowers, good for naturalising  
554984 6/+  
H = 10-15 cm, FT: II-III 554985 5/6

**nivalis Flore Pleno**, [1731] double snowdrop  
H = 10-15 cm, FT: II-III 554992 5/+

**nivalis Hippolyta**, [1970] a double-flower hybrid, white flowers with large green tips, often 2 flowers per stem, very good strong-growing and particularly beautiful hybrid  
H = 10-20 cm, FT: II-III 554987 5/+

**nivalis Viridi-apice**, large flowers, white with green tips

H = 10-20 cm, FT: II-III 554998 5/+

**Sam Arnott**, [1951] white with a green arch on the tip of the inner segments, very robust and strong growing, **very scarce**

H = 15-20 cm, FT: II-III 554995 5/+

**woronowii (ikariae ssp. latifolia)**, [1893] long, slender, white flowers. The inner segments are marked on the lower edge only with a narrow green patch. Wide, glossy light to dark green leaves. Needs more warmth and soil moisture than Galanthus nivalis.

H = 15-20 cm, FT: II-III 554970 6/7



Galanthus elwesii



Galanthus woronowii



Galanthus nivalis Flore Pleno



Galanthus nivalis



Galanthus Sam Arnott



Galanthus nivalis Viridi-apice



Galanthus nivalis Hippolyta



Geranium tuberosum

### Geranium (Geraniaceae)



#### OP 250 bulbs | Delivery September to October

This is the only species in the geranium genus that grows from a bulbous rootstock. Excellent in rockeries, likes semi-sunny to slightly shaded locations and sufficient moisture during growth and flowering. Lovely leaf colouring in the autumn.

**tuberosum**, [1596] a perennial rhizome plant with pretty deep purple-pink to violet flowers, floriferous for rockeries, frost-resistant

H = 25 cm, FT: V-VI      555020    5/+



Gladiolus carneus

### Gladiolus (Iridaceae)



#### OP 50 and 250 bulbs | Delivery September to November

**carneus**, white with pink

H = 50 cm, FT: VI      555041    7/+

**communis ssp. byzantinus**, [1629] maroon with white stripes, frost-resistant if lightly covered

H = 50 cm, FT: VI      555044    6/+



Gladiolus communis ssp. byzantinus

### Hepatica (Ranunculaceae)

#### OP 24 bulbs per crate, potted

**nobilis**, [1830] a small herbaceous perennial with numerous small flowers and three-lobed leaves that are leather-coloured on the underside, semi-shaded base-rich soils preferred.

Plant in 9-cm pot

H = 10 cm, FT: IV      555160    T9

### Helleborus

#### OP 24 bulbs per crate

**niger**, white, potted

H = 20 cm, FT: III-IV      555156    T9

**orientalis**, dark pink, potted

H = 20 cm, FT: III-IV      555158    T9



Hepatica nobilis



Helleborus niger



Helleborus orientalis

### Hermodactylus (Iridaceae)

**OP 50 and 250 bulbs | Delivery September to November**

The snake's head iris is closely related to the iris and is native to southern Europe. The leaves (similar to reticulata) are long and slender and appear in the autumn, flowering March/April.

**tuberosus (Iris tuberosa)**, [1597] yellowish to olive green, the falls have black-brown times and spots, **delicately perfumed**

H = 25-30 cm, FT: V-VI, **SCENTED** 555195 |



Hermodactylus tuberosus

### Hippeastrum gracilis dulcinea (amaryllis) (Amaryllidaceae)

**OP 25 bulbs | Available as of 2nd half of September until December**

An elegant small-flowered Hippeastrum for pots and cutting, with splendid flowers with a slightly undulating edge. The bulb is smaller than that of the normal Hippeastrum, but also produces more stems, each with 3-4 flowers. Notable for Hippeastrum in a pot is that the foliage comes at the same time as the flower stems. 50 bulbs are planted per square meter, in contrast to just 35 bulbs for the normal Hippeastrum.

**Fairytale®**, red, white stripes

H = 40 cm, FT: I-V 555312 24/26

**Lemon Lime®**, [1994] lemon yellow, greenish throat

H = 45 cm, FT: I-V 555320 24/26

**Papilio**, white base with pale green sheen, chestnut brown flowers striped and veined from the throat, 2 flowers per stem

H = 45 cm, FT: II-V 555300 20/+

**Rapido®**, [2001] bright red

H = 45 cm, FT: I-V 555330 24/26



Hippeastrum gracilis dulcinea Fairytale®



H. gracilis dulcinea Lemon Lime®



Hippeastrum Papilio



Hippeastrum gracilis dulcinea Rapido®



Hippeastrum hybrids Ambiance®



Hippeastrum hybrids Charisma®



Hippeastrum hybrids Christmas Gift



Hippeastrum hybrids Hercules



Hippeastrum hybrids Minerva



Hippeastrum hybrids Picotee



Hippeastrum hybr. Orange Sovereign

## Hippeastrum hybrids (Amaryllidaceae)

### OP 25 bulbs

**Delivery from mid September to February | Please only order in single colours**

Best Dutch quality bulbs, large flowers, eager to bloom, strong growth.

Hippeastrum hybrids, commonly known as amaryllis, are among the most splendid and beautiful winter-flowering plants. The original forms of the Hippeastrum cultivated today originate from the Andes in Peru.

They are bulbous plants with long, strap-shaped leaves, a thick, tubular stem and a large inflorescence with up to four flowers in an umbel. The plants grow to a height of 60-100 cm.

**Ambiance®**, [1996] white, tomato red stripes  
H = approx. 60 cm, FT: I-V **55 54 16** 26/28

**Charisma®**, [1999] exquisitely beautiful, two-colour flower turning from dark pink to white with a red cup  
H = approx. 60 cm, FT: I-V **55 54 22** 26/28

**Christmas Gift**, [1991] pure white  
H = approx. 60 cm, FT: I-V **55 54 43** 26/28

**Hercules**, [1980] lilac  
H = approx. 60 cm, FT: I-V **55 54 27** 26/28

**Minerva**, [1962] red with white stripes  
H = approx. 60 cm, FT: I-V **55 54 37** 26/28

**Orange Sovereign**, [1980] orange  
H = approx. 60 cm, FT: I-V **55 54 47** 26/28

**Picotee**, [1958] white with a red edge  
H = approx. 60 cm, FT: I-V **55 54 51** 26/28

### ► Cultivation tip:

When you receive the bulbs, place the roots in lukewarm water for a few hours. Then plant the Amaryllis bulbs in pots of nutrient-rich earth so that one third of the bulb is above the soil line and you have 5cm from the soil surface to the top of the pot. The remaining water must be able to drain well. A layer of expanded clay on the bottom of the pot provides drainage to prevent the roots from rotting. Make sure that the roots are not damaged. After potting, place in a light spot at a temperature of 20-25 °C, so that the heat can rise, for example on a mantelpiece or above a radiator. Water sparingly until the stalk is visible. Only water more often, but still in moderation, when the bud and foliage are visible.

If the bulb is untreated, the flower lasts for about 10 weeks; turn the pot frequently to obtain a straight stalk. Amaryllis can grow in regular potting soil and hydroculture.

After flowering, cut the stalk down to 5 cm above the bulb, continue to water and fertilise with a conventional fertiliser until September. The bulbs are then dormant for 8 to 10 weeks (maturing), store in a cool and dark place. Then cut off the remaining leaves and slowly start watering again as of December, further cultivation as before.

#### **Please note:**

Fertilise around once a week, but not until the plant starts to flower.



**Hippeastrum hybrids – continued**

**Red Lion**, [1958] scarlet

H = approx. 60 cm, FT: I-V **55 54 57** 26/28

**Rilona**, [1962] salmon orange

H = approx. 60 cm, FT: I-V **55 54 61** 26/28

**Royal Velvet**, [1956] deep, dark red, velvety sheen

H = approx. 60 cm, FT: I-V **55 54 67** 26/28

**Summertime**, [1977] carmine pink striped with white

H = approx. 60 cm, FT: I-V **55 54 68** 26/28

**Susan**, [2008] pure pink

H = approx. 60 cm, FT: I-V **55 54 69** 26/28



Hippeastrum hybrids Red Lion



Hippeastrum hybrids Rilona

**Double Hippeastrum hybrids (Amaryllidaceae)**

**OP 25 bulbs | Delivery from mid September to December**

**Aphrodite**®, [1994] white with a red edge

H = 50 cm, FT: I-V **55 54 75** 26/28

**Elvas**®, [2007] white with red

H = 50 cm, FT: I-V **55 54 83** 26/28

**Exotic Peacock**®, [2007] stunning, bright red double flower with white markings, amazing colour effect

H = 50 cm, FT: I-V **55 54 84** 26/28

**Jewel**®, [1996] pure white, double flowers

H = 50 cm, FT: I-V **55 54 85** 26/28

**Red Peacock**®, [1996] red

H = 50 cm, FT: I-V **55 55 00** 26/28



Double Hippeastrum hybrids Aphrodite®



Double Hippeastrum hybrids Elvas®



Hippeastrum hybrids Susan



Hippeastrum hybrids Royal Velvet



Double Hippeastrum hybrids Jewel®



Double Hipp. hybrids Red Peacock®



Double Hipp. hybrids Exotic Peacock®



Hippeastrum hybrids Summertime



Hippeastrum Brasbonitas® Apple Blossom



Hippeastrum Brasbonitas® Intokasi



Hippeastrum Brasbonitas® Minerva



H. Brasbonitas® Orange Sovereign



Hippeastrum Brasbonitas® Red Lion



Hippeastrum Cybister type, Emerald



Hippeastrum Cybister type, La Paz

### Pretreated Hippeastrum hybrids Brasbonitas (Amaryllidaceae)

Delivery not until calendar week 43 / 44 to December

**Brazilian amaryllis for Christmas flowering.** The pretreated bulbs reach full bloom within 6 weeks. Temperature 20-25 °C and a lot of light. Orange Sovereign is 10 days faster.

|   |              |
|---|--------------|
| <b>Apple Blossom</b> , [1899] pink with white |              |
| H = 50 cm, FT: XII-IV                         | 555399 28/30 |
| <b>Intokasi</b> , white                       |              |
| H = 50 cm, FT: XII-IV                         | 555403 28/30 |
| <b>Minerva</b> , [1962] red/white             |              |
| H = 50 cm, FT: XII-IV                         | 555406 28/30 |

|   |              |
|---|--------------|
| <b>Orange Sovereign</b> , [1980] orange |              |
| H = 50 cm, FT: XII-IV                   | 555405 28/30 |
| <b>Red Lion</b> , [1958] red            |              |
| H = 50 cm, FT: XII-IV                   | 555409 28/30 |

### Super Hippeastrum hybrids (Amaryllidaceae)

OP 10 bulbs | Delivery from mid September to December

|                    |             |                    |             |
|--------------------|-------------|--------------------|-------------|
| <b>Striped</b> ,   |             | <b>Red</b> ,       |             |
| H = 45 cm, FT: I-V | 555510 40/+ | H = 45 cm, FT: I-V | 555520 40/+ |
| <b>Pink</b> ,      |             |                    |             |
| H = 45 cm, FT: I-V | 555515 40/+ |                    |             |



**Hippeastrum – Cybister type hybrids (Amaryllidaceae)**

**OP 25 bulbs | Delivery from mid September to December**

- Emerald**, [2000] green-white-pink  
H = 45 cm, FT: I-V      55 55 03   24/26
- La Paz**, [2002] dark red with white  
H = 45 cm, FT: I-V      55 55 06   24/26

**Hyacinthoides (Scilla campanulata) (Hyacinthaceae)**



**OP 50 and 250 bulbs | Delivery from start of September to November**  
| (syn. *Scilla campanulata*); (syn. *Endymion hispanicus*)

A 40cm high scape bearing up to 15 hanging bell flowers in a pyramid arrangement rises up from a rosette-shaped leaf cluster. As woodland plants, they feel most at home under deciduous trees with partial shade in well-draining, humus-rich, forest soil that is not too dry. However, they also thrive in full sunlight.

- hispanica – Blue Queen**, [1944] pale blue, late-flowering  
H = 25-30 cm, FT: V      55 58 00   8/10
- hispanica – Excelsior**, [1932] large dark blue bells, very pretty tall and strong scapes  
H = 25-30 cm, FT: V      55 58 10   8/10
- hispanica – Rose Queen**, [1898] pink  
H = 25-30 cm, FT: V      55 58 20   8/10
- hispanica – White City**, [1944] pure white  
H = 25-30 cm, FT: V      55 58 30   8/10

- hispanica – Mixed**  
H = 25-30 cm, FT: V      55 58 40   8/10
- non-scripta (Scilla nutans, Endymion non-scripta)**, [1594] violet sky blue **bluebell**, weak scent, excellent for naturalising, also good under trees  
H = 20-30 cm, FT: V, **SCENTED**   55 58 50   7/8
- non-scripta alba**, [1594] pure white  
H = 20 cm, FT: V      55 58 51   7/+
- non-scripta rosea**, [1596] pink  
H = 20 cm, FT: V      55 58 52   7/+



Hyacinthoides hispanica – Blue Queen



Hyacinthoides hispanica – Excelsior



Hyacinthoides hispanica – Rose Queen



Hyac. hispanica – White City



Hyacinthoides non-scripta



Hyacinthoides non-scripta alba



Hyacinthoides non-scripta rosea



Hyacinthus orientalis ssp. orientalis blue



Ipheion Jessie®



Ipheion uniflorum



Ipheion uniflorum Charlotte Bishop®



Ipheion uniflorum Froyle Mill®



Ipheion uniflorum Rolf Fiedler



Ipheion uniflorum White Star



Ipheion uniflorum Wisley Blue



Ipheion uniflorum mixed

### Hyacinthus (Liliaceae)



OP 50 and 250 bulbs | Delivery from start of September to November

**orientalis ssp. orientalis blue**, [1562] the original form of the garden hyacinth we know today. One scape bears a loose arrangement of funnel- or bell-shaped, blue individual flowers, **scarce**  
 H = 25-30 cm, FT: IV 55 58 55 |

### Ipheion (Triteleia uniflora, spring starflower) (Liliaceae)



OP 50 and 250 bulbs | Delivery end of August to November

The plant contains essential oils that are effective against nematodes.

**Jessie®**, [2003] bright blue  
 H = 10-15 cm, FT: IV 55 59 34 |  
**uniflorum**, [1832] white – pale blue star-shaped flowers  
 H = 10-15 cm, FT: V 55 59 49 |  
**uniflorum Charlotte Bishop**, [2003] pink  
 H = 15 cm, FT: IV 55 59 40 |  
**uniflorum Froyle Mill®**, [1982] violet  
 H = 10-15 cm, FT: V 55 59 43 |

**uniflorum Rolf Fiedler**, [1983] bright uniformly blue flowers, very unusual  
 H = 10-15 cm, FT: V 55 59 44 |  
**uniflorum White Star®**, [2009] pure white  
 H = 10-15 cm, FT: V 55 59 48 |  
**uniflorum Wisley Blue**, [1961] violet blue, scented large flowers, floriferous. A must in every rock garden.  
 H = 15 cm, FT: V 55 59 50 |  
**uniflorum Mixed**, bright pastels  
 H = 10-15 cm, FT: V 55 59 52 |

## Iris species (Iridaceae)



## OP 50 and 250 bulbs | Delivery from start of September to December

Iris are good to plant with other spring-blooming flowers, but should always be grown in smaller groups so they really get a chance to shine.

They like well-drained, humus-rich and neutral to alkaline soil and partially shaded to sunny locations. Make sure to avoid waterlogging.

**bucharica**, [1901] yellowish-white flowers with a large yellow spot, need a lot of sun

H = 40 cm, FT: III-IV 55 72 66 1

**danfordiae**, [1876] pale yellow flowers with small upper segments, early-flowering, dwarf iris suitable for **forcing. pot cultivation**

H = 10-15 cm, FT: II-III, **SCENTED** 55 75 50 5/+

**Katharine Hodgkin**, [1969] a somewhat unusual beauty, large roundish flowers in yellowish white with touches of pale yellow and azure

H = 10 cm, FT: II-III 55 75 74 6/+

**regelio-cyclus "Dardanus"**, [1964] lilac veined standards and cream falls with purple veins

H = 40-50 cm, FT: IV-V 55 75 78 1

**reticulata**, [1808] dark blue, scented dwarf iris. **pot cultivation**

H = 15 cm, FT: II-III, **SCENTED** 55 75 80 6/+

**reticulata – Alida**®, [1990] pale blue with yellow marking

H = 15 cm, FT: II-III 55 75 84 5/+

**reticulata – Blue Hill**®, [2015] violet blue with yellow marking, **pot cultivation**

H = 15 cm, FT: II-III 55 75 83 6/+

**reticulata – Cantab**, [1914] pale blue with yellow spot, particularly effective in rockeries and pots

H = 15 cm, FT: II-III 55 75 85 5/+

**reticulata – Clairette**, [1953] sky-blue standards, the falls are dark blue with a white marking and a narrow stripe, very elegant

H = 15 cm, FT: II-III 55 75 86 5/+

**reticulata – Edward**, [1973] deep sky blue with a yellow splash, very late-flowering

H = 15 cm, FT: III-IV 55 75 88 6/+

**reticulata – Gordon**, [1971] lobelia blue with cadmium-orange blotches on a white base

H = 10 cm, FT: II-III 55 75 90 6/+



Iris species bucharica



Iris species danfordiae



Iris species regelio-cyclus "Dardanus"



Iris species reticulata



Iris species reticulata Alida®



Iris species Katharine Hodgkin



Iris species reticulata Blue Hill®



Iris species reticulata Cantab



Iris species reticulata Clairette



Iris species reticulata Edward



Iris species reticulata Gordon



Iris species reticulata Halkis®



Iris species reticulata Harmony



Iris species reticulata Purple Hill®



Iris species reticulata Spring Time



Iris species Sheila Ann Germaney



Iris species reticulata J.S. Dijt



Iris species reticulata Natascha



Iris species reticulata Pauline



Iris species reticulata Purple Gem

### Iris species (Iridaceae) – continued

**reticulata – Halkis®**, [2007] pale blue with a purple lip

H = 15 cm, FT: II-III 557593 5/+

**reticulata – Harmony**, [1953] sky blue with yellow stripes. **Pot cultivation**

H = 15 cm, FT: II-III 557595 6/+

**reticulata – J.S. Dijt**, [1938] a lovely hybrid with reddish purple flowers that smell wonderful

H = 15 cm, FT: II-III, **SCENTED** 557610 6/+

**reticulata – Natascha**, [1973] pure white

H = 15 cm, FT: II-III, **SCENTED** 557616 5/+

**reticulata – Pauline**, [1953] violet purple with a large white spot

H = 15 cm, FT: II-III, **SCENTED** 557622 6/+

**reticulata – Purple Gem**, [1954] violet

H = 15 cm, FT: II-III 557625 6/+

**reticulata – Purple Hill®**, [2015] dark purple violet with yellow marking, **pot cultivation**

H = 15 cm, FT: II-III 557626 6/+

**reticulata – Spring Time**, [1950] mid blue with dark blue, white markings

H = 15 cm, FT: II-III 557634 5/+

**reticulata – mixed**

H = 15 cm, FT: II-III 557640 5/6

**Sheila Ann Germaney**, [2008] white speckled with blue

H = 15 cm, FT: II-III 557670 6/+

## Iris Hollandica (Dutch Iris)



### OP 50 and 250 bulbs | Delivery from end of August to December

For open-air cultivation as cut flowers and to provide colour accents between tulips and roses in the garden.

**Blue Magic**, [1959] dark violet to dark heliotrope with a splash of cobalt yellow  
H = 60 cm, FT: VI-VII 55 77 23 9/10

**Eye of the Tiger**®, [1990] dark purple with a yellow heart  
H = 60 cm, FT: VI-VII 55 77 22 8/+

**Frans Hals**, [1974] blue-violet with a yellow-brown lip  
H = 60 cm, FT: VI-VII 55 77 26 7/8

**Lion King**®, [2001] purple with yellow, brown-striped lip  
H = 60 cm, FT: VI-VII 55 77 66 7/8

**Prof. Blaauw**, [1949] gentian blue, large flowers  
H = 60 cm, FT: VI-VII 55 77 98 9/10

**Purple Sensation**, [1952] purple violet  
H = 60 cm, FT: VI-VII 55 78 16 8/+

**Telstar**, [1971] violet blue, large flowers  
H = 60 cm, FT: VI-VII 55 78 30 8/9

**White Excelsior**, [1920] pure white  
H = 60 cm, FT: VI-VII 55 78 38 8/+

**Mixed**  
H = 60 cm, FT: VI-VII 55 78 57 8/9



Iris hollandica Prof. Blaauw



Iris hollandica Lion King®



Iris hollandica Frans Hals



Iris hollandica Blue Magic



Iris hollandica Eye of the Tiger®



Iris hollandica Purple Sensation



Iris hollandica Telstar



Iris hollandica White Excelsior



Ixia mixed



Ixiolirion tataricum



Leucojum aestivum Gravetye Giant



Leucojum aestivum



Leucojum vernum

## Ixia (African Corn lilies) (Iridaceae)



**OP 50 and 250 bulbs | Delivery end of August to November and February to March**

These bulbous plants from Africa are characterised by splendid star-shaped flowers on long stems. Pretty in the garden. Also valued as cut flowers. Planting quantity 250 bulbs /m2 Ixia are very frost-sensitive, bulbs planted before the winter should be well covered with straw or sheeting.

**Mixed**, in the prettiest colours

H = 50 cm, FT: VI-VII **558264** 5/+

**Individual colours on request**

## Ixiolirion (Amaryllidaceae)



**OP 50 and 250 bulbs | Delivery September to November**

Funnel-shaped flowers similar to hyacinths on strong, 40 cm stems. Excellent for cutting. Planting time: October to November, cover to protect against frost.

**tataricum (pallasii)**, [1844] several dark blue flowers on slender stalks, good for cut flowers

H = 30 cm, FT: VI **558310** 4/+

## Leucojum (Amaryllidaceae)



**OP 250 bulbs | Delivery end of July to September |**

**Note the regulations relating to species conservation.**

Leucojum varieties like a fresh, moist and nutrient-rich, humusy soil in a shaded to sunny location. They also cope well with heavy soils, which should however be enriched with compost. If you intend to plant in a lawn, make sure that the foliage dies off before mowing, as with all other flower bulbs. Does not grow in dry places.

**aestivum**, [1594] (**summer snowflake**), pure white bell-shaped flowers, from Dutch cultivation

H = 30-40 cm, FT: III-V **558529** 8/9

**aestivum Gravetye Giant**, [1990] pure white, strong-growing and robust, from cultivation


H = 50 cm, FT: III-IV **558532** 10/12

**vernum (spring snowflake)**, [1420] white bells with green tips, thrive in a loamy, moist ground, 15-20 cm deep, plant immediately on receiving the bulbs, should not be put in storage as they could dry out. L. vernum needs a little time after planting before it feels at home in the new location. They often do not bloom until the subsequent year.

H = 20 cm, FT: II-III, **SCENTED** **558575** 5/7



## Lilium (Liliaceae)



### OP 50 bulbs | Delivery from August

Lpheion and Muscari are good for marking the location of lilies, because their shoots come earlier.

**candidum**, [1753] pure white **Madonna lily**, **scented**. The Madonna lily loves heavy to semi-heavy chalky soil, preferably loamy soil, but also grows in lighter soils if these remain sufficiently fresh. It needs space to grow upwards and a shady base, experts regard it as choosy and temperamental. Shallow planting: a few centimetres over the bulb is sufficient. The Madonna lily is the only lily to be planted so close to the surface. After flowering, the leaves die off, with new shoots following in September, and it is therefore advisable to cover the winter-green foliage with leaves, fir or pine brushwood. August would also be the right time to replant, but the Madonna lily is often sensitive to this, so if it is growing well it should be left where it is.

H = 100 cm, FT: VI-VII, **SCENTED** 55 86 00 20/22



Lilium candidum



Asiatic hybrid lily Forever Suzan

## Lilium for open-air cultivation



Lilium need sufficient moisture but do not tolerate waterlogging; they thrive particularly well between low-growing perennials. Lily bulbs consist of tile-like segments, which form perennial roots, or one-year stem-roots, on the base of the bulb just under the surface of the ground. Well-matured bulbs can be planted in the autumn or the spring. The soil should be humus-rich, slightly acidic (pH 6.0) and well-draining. In these conditions, they tolerate winter wet to a limited degree. If planted in the autumn, the soil should be lightly covered after planting. Lilium can remain in the ground for years. If their ability to bloom starts to wane, well-matured bulbs should be replanted.

## Lilium – Asiatic hybrids

### OP 50 bulbs | Delivery from end of September to start of October

Lilium bloom in summer and therefore cannot be harvested until later. The new-crop varieties below can therefore only be dispatched as of the end of September/start of October. **Flowering time: June.**

**SCENTED**

**Cogoleto**, [2003] pink with speckles of maroon

H = 150 cm 55 82 96 14/16

**Forever Suzan**, [2007] red/orange

H = 70 cm 55 83 08 14/16

**Mapira**, [2012] reddish black

H = 80 cm 55 83 13 14/16

**Navona**, [1994] white

H = 85 cm 55 83 26 14/16



Asiatic hybrid lily Cogoleto



Asiatic hybrid lily Mapira



Asiatic hybrid lily Navona

Lilium – Asiatic hybrids – *continued*

**Netty's Pride**, [2004] cream-white with an almost black throat  
H = 70 cm 558305 14/16

**Orange Electric**, [2006] white/orange  
H = 100 cm 558327 14/16

**Orange Ton**, [2010] orange-red  
H = 140 cm 558297 14/16

**Pieton**, [2012] yellow with a reddish brown heart  
H = 120 cm 558325 14/16

**Prunotto**, [2004] bright dark red  
H = 90 cm 558330 14/16

**Twosome**, [2012] orange with brownish red patches  
H = 140 cm 558335 14/16

**Yellow County**, [2012] bright yellow  
H = 95 cm 558303 14/16



Asiatic hybrid lily Netty's Pride



Asiatic hybrid lily Orange Ton



Asiatic hybrid lily Orange Electric



Asiatic hybrid lily Pieton



Asiatic hybrid lily Prunotto



Asiatic hybrid lily Twosome



Asiatic hybrid lily Yellow County

## Lilium – Pearl lilies

Pearl lilies have one chromosome more than Asiatic hybrids and as a result, have a stiffer stem and longer-lasting flowers.

**Pearl Loraine**, [2008] red

H = 120 cm, **SCENTED** 558385 14/16

**Pearl Melanie**, [2008] yellow

H = 120 cm, **SCENTED** 558386 14/16

**Pearl Stacey**, [2008] salmon orange

H = 120 cm, **SCENTED** 558387 14/16

## Lilium – double hybrids (pollen-free)

OP 50 bulbs | Flowering time June/July, **SCENTED**

**Annemarie's Dream**, [2007] white, double flowers

H = 80 cm 558338 14/16

**Fata Morgana**, [2005] lemon yellow with brown spots, double flowers

H = 70 cm 558340 14/16

**Must See**, [2012] colour ranges from orange to white

H = 100 cm 558339 14/16

**Spring Pink**, [2005] delicate pink, double flowers

H = 70 cm 558341 14/16



Pearl lily Pearl Loraine



Pearl lily Pearl Melanie



Pearl lily Pearl Stacey



Double hybrid lily Annemarie's Dream



Double hybrid lily Fata Morgana



Double hybrid lily Must See



Double hybrid lily Spring Pink

## Lilium – for pots – and beds (Asiatic and Oriental lilies)

OP 50 bulbs | Flowering time June/July

|  |        |       |
|--|--------|-------|
| <b>Abbeville's Pride®</b> , [2008] orange<br>H = 75 cm | 558417 | 14/16 |
| <b>Belem®</b> , [2010] white<br>H = 40-50 cm           | 558416 | 14/16 |
| <b>Elgrado®</b> , [2001] dark fuchsia<br>H = 40-50 cm  | 558430 | 14/16 |
| <b>Foxtrot®</b> , [2008] pink<br>H = 40-60 cm          | 558420 | 14/16 |

|  |        |       |
|--|--------|-------|
| <b>Garden Party®</b> , [1996] white/yellow, a jewel of an Oriental potted lily, very pretty flowers, plant very compact and short, <b>scented</b> . Flowering time August<br>H = 50 cm, <b>SCENTED</b> | 558424 | 14/16 |
| <b>Happy Kiss®</b> , [2014] pink with white<br>H = 45 cm   | 558427 | 14/16 |
| <b>Happy Sun®</b> , [2014] yellow<br>H = 45 cm   | 558428 | 14/16 |
| <b>Mona Lisa®</b> , [1991] pink with white<br>H = 60 cm  | 558436 | 14/16 |



Pot/bed lily Abbeville's Pride®



Pot/bed lily Elgrado®



Pot/bed lily Garden Party®



Pot/bed lily Mona Lisa®



Pot/bed lily Belem®



Pot/bed lily Foxtrot®



Pot/bed lily Happy Kiss®



Pot/bed lily Happy Sun®

## Lilium – Oriental hybrids

OP 50 bulbs | Flowering time July, *SCENT*

**Brasilia**, [2011] white with a touch of pink,  
large flowers  
H = 120 cm                      55 83 46    16/18

**Casablanca**, [2001] white  
H = 120 cm                      55 83 49    16/18

**Goldband**, [2008] white with a yellow central  
vein, spots of red, bred from *Lilium auratum*  
H = 45 cm                        55 83 48    16/18

**Josephine**, [2010] pink  
H = 125 cm                      55 83 53    16/18

**Stargazer**, [1975] pink/white  
H = 90 cm                        55 83 52    16/18

## Lilium – trumpet lilies

OP 50 bulbs | Flowering time July

Strong-growing lilies with large, trumpet-shaped flowers. They are propagated by seed and are therefore not entirely uniform and growth and colour always vary somewhat. *SCENTED*

**African Queen**, [1958] apricot  
H = 120 cm                      55 83 56    18/20

**Golden Splendour**, [1955] golden yellow  
H = 150 cm                      55 83 60    18/20

**Pink Perfection**, [1950] pink  
H = 150 cm                      55 83 62    18/20

**Regale**, [1908] (king's lily) white, pinkish-purple  
streaks on the outside  
H = 150 cm                      55 83 66    18/20

**Regale Album**, [1955] pure white  
H = 150 cm                      55 83 68    18/20



Oriental hybrid lily Brasilia



Oriental hybrid lily Casablanca



Oriental hybrid lily Goldband



Trumpet lily African Queen



Oriental hybrid lily Josephine



Oriental hybrid lily Stargazer



Trumpet lily Pink Perfection



Trumpet lily Golden Splendour



Trumpet lily Regale



Trumpet lily Album



OT hybrid lily Anastasia



OT hybrid lily Friso



OT hybrid lily Late Morning



OT hybrid lily Robert Swanson



Tigrinum hybr. lily Red Life



Tigrinum hybr. lily Pink Flavour



Tigrinum hybr. lily tigrinum splendens



Tigrinum hybr. lily Yellow Bruse

### Lilium – OT hybrids

#### OP 50 bulbs | Flowering time July/August

New breeds from America. OT lilies are a cross between Oriental and Trumpet lilies, and sometimes crosses with Black Beauty and Henryi. These new varieties are very robust and produce strong plants. **SCENTED.**

**Anastasia**, [2008] pink  
 H = 160 cm 558347 16/18  
**Friso**, [2008] dark pink, broad white edge  
 H = 130 cm 558407 16/18

**Late Morning**, [2012] white with a pale yellow centre  
 H = 150 cm 558423 16/18

**Robert Swanson**, [2003] yellow with a reddish-brown throat  
 H = 140 cm 558419 16/18

### Lilium – Tigrinum hybrids

#### OP 50 bulbs | Flowering time June/July

**Pink Flavour**, [2012] salmon pink  
 H = 120 cm, **SCENTED** 558337 14/16  
**Red Life**, [2012] bright red with black spots  
 H = 120 cm, **SCENTED** 558391 14/16

**tigrinum splendens**, [1810] [lancifolium] orange.  
 H = 150 cm 558400 14/16

**Yellow Bruse**, [2012] bright yellow with brown spots  
 H = 130 cm, **SCENTED** 558396 14/16

## Species lilies and Tulband lilies (lilies with reflexed petals)

OP 50 bulbs | Some only available in limited quantities

**Black Beauty**, [1957] dark red, almost black-red in the centre, darkest of the garden lilies we know

H = 140 cm, FT: VII-VIII, T 558460 14/16

**Henryi**, [1888] orange-yellow giant Turk's cap lily with brown spots

H = 125 cm, FT: VII-VIII, T 558480 18/20

**Lady Alice**, [2008] Henryi type, white/brown heart

H = 120 cm, FT: VII-VIII, T 558471 14/16

**Sheherazade**, [2001] brownish red with cream-coloured edge and yellowish-green throat

H = 130 cm, FT: VII-VIII, T 558351 14/16

### ► Our tip:

*Grasses are good companions for flower bulbs. They politely allow the bulbs to flower first and then grow gallantly up to hide their friends' wilted foliage.*



Lilium Sheherazade



Lilium Lady Alice



Lilium Henryi



Lilium Black Beauty

### Martagon lilium selections

#### OP 50 bulbs | Some only available in limited quantities

Lilium martagon, and crosses of these, planted in the autumn grow more strongly and bloom better in early summer. Bulbs planted in the spring often do not flower until the second year. All martagon varieties love chalky soil with a pH value of 6-7. There are no problems with viruses among the varieties produced from crosses with Lilium hansonii. All varieties are also suitable for cutting.

**Arabian Knight**, [1999] bright orange, with Bordeaux red tips and spots

H = 120 cm, FT: V-VI **558463** 10/12

**Claude Shride**, [2008] martagon lily, very pretty dark red variety

H = 120 cm, FT: V-VI **558469** 10/12

**hansonii**, [1871] Turk's cap lily, orange-yellow, beautiful cut lily originating in Japan, a real speciality for lily aficionados, semi-shade

H = 50 cm, FT: VI **558477** 10/+

**Manitoba Morning**, [2010] a new variety in the martagon group, dark pink mottled with yellow-orange

H = 65 cm, FT: V-VI **558473** 10/12

**martagon**, [1753] genuine Turk's cap lily, violet pink, semi-shade

H = 120 cm, FT: VI-VII **558610** 10/12

**martagon album**, pure white

H = 120 cm, FT: VI-VII **558612** 10/12

**Orange Marmelade**, [2008] a pollen-free martagon hybrid in bright orange

H = 120 cm, FT: V-VI **558482** 10/12

**Terrace City**, [2011] a new variety in the martagon group from the USA, yellow, mottled with red/orange brown

H = 85 cm, FT: V-VI **558494** 10/12



Lilium Arabian Knight



Lilium Claude Shride



Lilium hansonii



Lilium Orange Marmelade



Lilium Manitoba Morning



Lilium martagon



Lilium martagon album



Lilium Terrace City



**Muscari (grape hyacinths) (Liliaceae)**



**OP 50 and 250 bulbs | Delivery end of August to December**

Grape hyacinths are beautiful, undemanding and prolific bloomers suited to rock gardens, borders, beds, troughs and pots and are perfect for naturalising in natural plantations. Their flowers are a popular source of nectar among insects. They like a warm, semi-shaded to sunny location and soil that is well-drained and not too heavy. In the early spring, mulch with compost or apply complete fertiliser.

**armeniacum**, [1877] Armenian grape hyacinth, large flowers, deep cobalt blue, excellent for forcing and wide-area planting 400 bulbs / m<sup>2</sup>.

**pot cultivation**

H = 20 cm, FT: IV-V 55 86 45 9/10

**armeniacum Atlantic**<sup>®</sup>, [1996] sky blue. The bulbs can be planted very early and can be cultivated for flowering 1st December. Flowers come at the same time as leaves, squat with a strong stalk. **pot cultivation**

H = 15 cm, FT: III-IV 55 86 50 8/9

**armeniacum Big Smile**<sup>®</sup>, [2007] an excellent new **pot variety** with short leaves leaving the flowers very visible, large, long violet to dark blue XL flowers

H = 10-20 cm, FT: IV-V 55 86 64 8/9

**armeniacum Bling Bling**, [2010] dark blue, bright, shiny flower

H = 10-15 cm, FT: IV 55 87 04 7/8

**armeniacum Christmas Pearl**, [1980] violet blue flowers (replacement for Blue Pearl), naturalises well

H = 15-20 cm, FT: III-IV 55 86 71 8/9

**armeniacum Fantasy Creation**<sup>®</sup>, [1990]

large, blue double flowers

H = 15-20 cm, FT: III-IV 55 86 74 8/9

**armeniacum Peppermint**<sup>®</sup>, [2004] sky blue with white tips

H = 10-15 cm, FT: IV-V 55 86 70 7/8

**armeniacum Siberian Tiger**<sup>®</sup>, [2005] pure white

H = 10-15 cm, FT: V-VI 55 86 67 8/9

**armeniacum Touch of Snow**<sup>®</sup>, [2016] blue with a white tip, **pot cultivation**

H = 15 cm, FT: IV-V 55 86 75 8/9

**aucheri Blue Magic**<sup>®</sup> (**tubergenianum**, [1980] bright blue, large flowers, **for early pot cultivation**

H = 10-20 cm, FT: IV-V 55 86 81 8/9



Muscari armeniacum Atlantic<sup>®</sup>



Muscari armeniacum Big Smile<sup>®</sup>



Muscari arm. Fantasy Creation<sup>®</sup>



Muscari armeniacum Christmas Pearl



Muscari Bling Bling



Muscari armeniacum



Muscari armeniacum Peppermint<sup>®</sup>



Muscari armeniacum Siberian Tiger<sup>®</sup>



Muscari armeniacum Touch of Snow<sup>®</sup>



Muscari aucheri Blue Magic<sup>®</sup>

Muscari (grape hyacinths) (Liliaceae) – *continued*

**aucheri Dark Eyes**, [1988] pale blue, edge of flower lighter, almost white  
H = 10-20 cm, FT: IV-V 558679 5/+

**aucheri White Magic®**, [1986] pure white, large flowers, **for early pot cultivation**  
H = 10-20 cm, FT: IV-V 558682 8/9

**azureum (Hyacinthella azurea)**, [1859] pale blue, one of the most popular early spring flowers, for naturalising  
H = 15 cm, FT: II-III 558680 6/+

**botryoides**, [1576] violet blue, spherical flowers, particularly for rockeries  
H = 15 cm, FT: IV-V, **SCENTED** 558710 5/+

**botryoides Album**, [1596] pure white grape hyacinth. **Pot cultivation**  
H = 15 cm, FT: IV-V 558715 5/6

**botryoides Superstar**, [1997] violet blue with white edge, **pot cultivation**  
H = 15 cm, FT: IV-V 558761 6/+

**comosum**, [1596] olive green with violet blue upper flowers  
H = 20-30 cm, FT: V-VI 558717 5/+

**comosum Plumosum**, [1612] lovely feathered cluster of pale violet flowers. Very pretty as a **cut flower**, long-lasting  
H = 30 cm, FT: V-VI 558720 7/8

**latifolium**, [1886] scapes pale blue at the top, darker at the bottom. Very unusual type. **pot cultivation**  
H = 10-20 cm, FT: IV-V 558724 6/+

**latifolium Grape Ice**, [2015] dark purple with white  
H = 25 cm, FT: IV-V 558726 5/+

**macrocarpum Golden Fragrance® (Muscari moschatum flavum)**, [1948] greenish yellow, purple tip  
H = 10-15 cm, FT: V 558723 9/+

**neglectum (racemosum)**, [1568] dark to almost black blue flowers with turned-out white teeth  
H = 10-20 cm, FT: V-VI 558728 5/+

**Pink Sunrise®**, pink  
H = 15 cm, FT: IV-V 558722 5/+

**Valerie Finnis®**, [1986] pale porcelain blue  
H = 10-20 cm, FT: IV 558729 7/8

**Pearl mixed**  
H = 10-20 cm, FT: III-V 558730 5/7



Muscari aucheri Dark Eyes



Muscari aucheri White Magic®



Muscari botryoides



Muscari botryoides Album



Muscari botryoides Superstar



Muscari azureum



Muscari comosum



Muscari comosum Plumosum



Muscari latifolium

Nectaroscordum



OP 50 and 250 bulbs | Delivery start of September to December

**siculum ssp. bulgaricum (Allium siculum),**  
 [1986] strong stem with a loose umbel of 10-20  
 hanging, broad-belled flowers, matt green,  
 brown red after flower has opened, green and  
 pink shading, like light, chalky soil with drained  
 subsoil, sun or half-shade  
 H = 50-100 cm, FT: V **558731** 8/10

**tripedale, rose, absolute rarity**  
 H = 90-100 cm, FT: VII **558737** I



Muscari macrocarpum Golden Fragrance®



Muscari Valerie Finnis®



Muscari pearl mixed



Nectaroscordum siculum ssp. bulgaricum



Muscari neglectum



Muscari latifolium Grape Ice



Nectaroscordum tripedale



Muscari Pink Sunrise®



Ornithogalum arabicum



Ornithogalum balansae



Ornithogalum dubium



Ornithogalum nutans



Ornithogalum magnum



Oxalis enneaphylla lone Hecker



Ornithogalum umbellatum

## Ornithogalum (Star-of-Bethlehem) (Liliaceae)



### OP 50 and 250 bulbs | Delivery September to November

Ornithogalum varieties like a well-drained, organically enriched soil that enables moisture to be stored in the summer. They do not tolerate waterlogging. They grow anywhere: in rock gardens, under shrubs, among perennials or in short grass, which should then not be mown until the summer.

#### arabicum, [1574] pure white

H = 30-80 cm, FT: VI **558733** 14/+

**balansae**, [1884] short, , tapered inflorescence with white, star-shaped and relatively large flowers with green stripe n the underside. **Pot cultivation**

H = 15 cm, FT: III-IV **558732** 6/+

**dubium**, [1605] originating in South Africa, produces up to 10-20 dark orange flowers, often tending to green/brown at the base, yellow/green leaves

H = 30-40 cm, FT: IV-V **558734** 5/+

#### magnum, [1935] this striking giant variety

comes from the Caucasus and develops scapes around 80 cm high with large white star-shaped flowers with a green stripe on the underside.

The **Giant Starflower** loves sun and well-drained, sandy soil

H = 80 cm, FT: VI-VII **558736** 10/+

**nutans**, [1594] nodding starflower, white, green-striped flowers, naturalises well

H = 20-30 cm, FT: V **558740** 6/+

#### umbellatum (Star-of-Bethlehem), [1594]

pretty umbels with white flowers, perennial dwarf variety

H = 10-20 cm, FT: IV-V **558750** 5/6

## Oxalis (Oxalidaceae)

OP 50 and 250 bulbs | Delivery mid September to February

**adenophylla**, [1902] lilac pink, each flower has five purple petals with a white centre, frost-resistant. **pot cultivation**

H = 8-10 cm, FT: V-VI **558806** 6/+

**deppei, Iron Cross (lucky clover)**, [1969] pink, dark heart. **pot cultivation**

H = 15 cm, FT: VI-VIII **558814** 5/+

**enneaphylla lone Hecker**, [1976] wood sorrel 'lone Hecker', native to southern Chile and the Falklands, where they are found on heathland or sands close to the sea. The plant produces a single stem with wide-open flowers measuring around 2 cm, ranging in colour from pink to violet with a dark centre. Thrives in sandy-peaty earth in a warm, protected spot. Protection against frost and above all winter wetness is advisable.

H = 10 cm, FT: V-VI **558802** 1

**hirta "Gothenburg"**, [1998] green foliage, dark pink with yellow centre

H = 20 cm, FT: V-VI **558817** 1

**namaquensis**, [2011] a yellow/red variation of *O. versicolor*

H = 15-20 cm, FT: XI-III **558821** 1

**obtusa**, an attractive Oxalis, peach to apricot in colour, prefers sandy or loamy soil

H = 10-12 cm, FT: V-VI **558822** 1

**purpurea "Ken Aslet"**, [1982] native to South Africa, unusually the large yellow flowers bloom from September through the entire winter, tolerate full sun or semi-shade, ensure well-drained soil, suitable for rockeries and for pots

H = 15 cm, FT: IX-I **558819** 1

**triangularis "Mijke"**, [1992] "Heartbreaker" lilac-brown 3-leafed plants with pink flowers. The leaves close on contact and during transportation, as well as in the evening. Rhizomes do not store well, plant immediately on receipt.

**pot cultivation**

H = 15 cm, FT: V-VI **558816** 1

**versicolor**, [1774] white funnel-shaped flowers with a red edge, petals twisted into a funnel.

**Very unusual. pot cultivation**

H = 15 cm, FT: XI-III **558820** 1



Oxalis adenophylla



Oxalis hirta "Gothenburg"



Oxalis namaquensis



Oxalis triangularis Mijke



Oxalis deppei Iron Cross



Oxalis obtusa



Oxalis purpurea "Ken Aslet"



Oxalis versicolor



Puschkinia scilloides var. libanotica



Puschkinia scilloides var. libanotica alba



Ranunculus kochii



Asiaticus Aviv buttercup mixed

## Puschkinia (Liliaceae)



### OP 50 and 250 bulbs | Delivery end of August to mid November

Asiatic spring bloomer. Completely perennial, small bulbous plant, very closely related to Scilla and Chionodoxa.

**scilloides var. libanotica**, [1808] pale porcelain blue with a white centre stripe. A charming early-flowering bulbous plant excellent in combination with Chionodoxa sardensis. **pot cultivation**

H = 20 cm, FT: III 558827 5/6

**scilloides var. libanotica Alba**, [1830] pure white flowers. We prefer this albino variety because it combines so well with Chionodoxa sardensis, Scilla bifolia and Tulipa pulchella.

H = 15 cm, FT: III 558823 5/+

## Ranunculus (Ranunculaceae)



### OP 50 and 250 bulbs | Delivery September to November

Native to south-eastern Turkey and the neighbouring mountain regions in Iran and Iraq. Perennial, needs well-drained garden soil, borders, also rockeries.

**kochii**, yellow flowers, loves a sunny location

H = 10 cm, FT: IV-VI 558860 5/6

## Ranunculus – Asiaticus Aviv hybrids



### OP 50 and 250 bulbs | Delivery all year round

An excellent new peony-flowering variety from Israel with large flowers on rigid stalks for forcing and cutting. Likes moist sand or sandy clay soil. A regular supply of moisture is essential here. Requires 40 bulbs / m<sup>2</sup> Outdoor cultivation or early forcing under glass.

**asiaticus Aviv peony-flowering Mixed**

H = 40 cm, FT: VII-VIII 558895 7/8

Individual colours on request

Scilla (squill) (Liliaceae)



**OP 50 and 250 bulbs | Delivery end of August to November**

Bluebells are a feature of every spring garden and planted as a carpet, their colour is particularly effective. Some types are also good in rockeries, but should then be planted in groups. Ideal companion for daffodils. They are highly adaptable, grow in sun and shade and like a well-drained, nutrient-rich soil.

**bifolia**, [1568] dark blue, two-leaf Alpine squill  
H = 15 cm, FT: III **55 89 30** 4/+

**bifolia Rosea**, [1601] rose-coloured flowers  
H = 15 cm, FT: III **55 89 36** 4/+

**litardierei (amethystina)**, [1827] large, pure blue flowers  
H = 15-20 cm, FT: IV-V **55 89 10** 6/+

**mischtschenkoana (tubergeniana)**, [1931] large delicate blue flowers with a slightly darker stripe. Each bulb produces 3 or more scapes with 3 or more flowers. **pot cultivation**  
H = 15 cm, FT: II-III **55 89 67** 7/8

**peruviana**, [1938] deep blue, ball-shaped flower, particularly good as an **indoor or balcony plant**, after flowering can be planted out in the garden without the pot. **Cold greenhouse/tunnel cultivation:** 1 bulb per 12 cm pot, cold but if possible frost-free, **do not force** 35 pots/m<sup>2</sup>. Cover **crop well in heeling-in ground** (not 100% frost-resistant), chill in March, do not force, like it very wet. **pot cultivation**

H = 20-25 cm, FT: VI **55 89 80** 16/18

**siberica**, [1796] pale violet blue, Siberian Squill, pretty flower bells on short stems already flower in March, prolific bloomer

**55 89 91** 8/+

H = 10-15 cm, FT: III-IV, **SCENTED** **55 90 02** 7/8

**siberica Alba**, [1880] pure white

H = 10-15 cm, FT: III-IV **55 90 23** 7/8

**siberica Spring Beauty**, [1939] bright blue with a dark midrib, large flowers

H = 15 cm, FT: III-IV **55 90 50** 8/9



Scilla bifolia



Scilla bifolia Rosea



Scilla peruviana



Scilla mischtschenkoana



Scilla litardierei



Scilla siberica



Scilla siberica Alba



Scilla siberica Spring Beauty

**Selaginella (Rose of Jericho) (Selaginellaceae)**

OP 50 bulbs | Delivery all year round

**lepidophylla**, resurrection plant

559090 |

**Sparaxis Tricolor (harlequin flower) (Iridaceae)**

OP 50 and 250 bulbs | Delivery end of August to December and February to March

A charming iris from Africa for cultivation in pots and open air. To be handled same as Ixia.

**Mixed**, blooms with several pretty pink to purple flowers

H = 25 cm, FT: V-VI 559117 5/+

**Sternbergia (Iridaceae)**

OP 50 and 250 bulbs | Delivery from start of August, please pre-order

**lutea**, [1601] bright yellow, crocus-like flowers for autumn bloom. The glossy, pale green leaves develop early in the autumn

H = 15-25 cm, FT: IX-X 559140 8/10

**Note the regulations relating to species conservation**



Selaginella lepidophylla



Sparaxis Tricolor mixed



Sternbergia lutea



## Trillium (Amaryllidaceae)



### OP 25 bulbs | imported from the USA

Trilliums are characteristic of North American forests. The name Trillium indicates that everything on the plant comes in threes: three leaves, three sepals, three petals and three-ribbed fruits. Trilliums like loose, deep, moist humusy soils in shaded places, dies back in summer.

**catesbaei**, [1758] rose-coloured, nodding flowers

H = 30 cm, FT: IV 559162 |

**cuneatum (Sweet Betsy) (earlier Trillium Ses-sile)**, [1759] originally comes from the south-east of North America. It is regarded as very robust and chalk-tolerant. The medium-sized flowers are purple-brown and extend above the foliage

H = 35 cm, FT: V 559164 |

**erectum f. rubrum (American True Love)**, [1759] has wide, oval leaves and blooms with medium-sized, deep purple flowers that nod slightly

H = 30 cm, FT: IV-V 559165 |

**grandiflorum**, [1799] produces large snow-white flowers above green leaves

H = 40 cm, FT: IV-V 559167 |

**grandiflorum flore pleno**, [1810] white double flowers, an absolute rarity

H = 40 cm, FT: IV-V 559174 |

**luteum yellow (wax trillium)**, [1770] has golden petals with fine deep red veining and a red eye above oval leaves

H = 20 cm, FT: IV-V 559170 |

**recurvatum**, [1759] dark chestnut brown flower over attractively mottled leaves

H = 25-30 cm, FT: IV-V 559168 |

### ► Our tip:

*If the ground is very dry during planting, water it to obtain a good bloom. Flower bulbs root immediately after planting.*



Trillium catesbaei



Trillium cuneatum



Trillium erectum f. rubrum



Trillium grandiflorum



Trillium grandiflorum flore pleno



Trillium luteum



Trillium recurvatum

**Triteleia (Asparagaceae)****OP 50 and 250 bulbs | Delivery end of August to end of March**

Pretty star-shaped flowers similar to Ixia, suitable for borders and as cut flowers in the greenhouse (for the latter, Queen Fabiola in particular). Planting time: October to November and March approx. 250 bulbs per net m<sup>2</sup>, 5-8 cm deep, 8-10 cm apart. Sandy earth, low-humus. Not perennial. Flowering time May to June. Do not cut, instead pull up when 3-5 flowers are in bloom.

**Corinna**, [1982] purple violetH = 50-60 cm, FT: VI-VII **559146** 6/+

**hyacinthina (lactaea)**, [1835] milky white star-shaped flowers with a greenish-blue centre stripe on every petal, form an attractive umbel, like a moist location.

H = 40-50 cm, FT: VI-VII **559150** 5/+**"Queen Fabiola" (Brodiaea Queen Fabiola)**,

[1956] dark blue

H = 30-40 cm, FT: V-VII **559154** 6/+**Rudy**<sup>®</sup>, [2002] violet blue with whiteH = 50-60 cm, FT: VI-VII **559161** 5/+

Triteleia Corinna



Triteleia hyacinthina

Triteleia Rudy<sup>®</sup>

Triteleia Queen Fabiola

## Urginea (Liliaceae)



### OP 50 bulbs | Delivery mid September to November

A not completely perennial bulbous plant good for the cold greenhouse. Prefers dry, sandy soil, a lot of warmth, e.g. south-facing wall or in front of a warm glazed wall. The plants produce the official "Bulbus scillae", the sea onion, which contains glycosides scillaren A and B, which are cardiotoxic.

**maritima (Scilla maritima)**, [1829] delicate pink flowers, floriferous

H = 100-150 cm, FT: VIII-IX    559175    I



Urginea maritima

## Viola (violets)

### OP 24 bulbs per crate

**sororia Albiflora**, (white wood violet) is a completely perennial plant excellent for ground cover, with strong leaves always healthy in summer, very strong-growing particularly loamy soil, large pure white flowers in April - May, plant in 9 cm pot

H = 20 cm, FT: IV-V    559208    T9

**sororia Freckles**, is excellent for ground cover, e.g. for Galanthus and other small flower bulbs and is completely perennial despite the thick creeping rootstocks that lie on the earth, flowers are white with violet freckles and lines, plant in 9 cm pot

H = 10-15 cm, FT: IV-V    559212    T9

### ► Note:

Order begonias now for delivery in January



Viola sororia Albiflora



Viola sororia Freckles

## Lilium for forcing

**Lilies** need sufficient moisture but do not tolerate waterlogging; they thrive particularly well between low-growing perennials.

There are around 100 kinds of lily and they are native to Europe, Asia and North America. A huge range has developed as a result of breeding and crosses.

Lily bulbs consist of tile-like segments, which form perennial roots, or one-year stem-roots, on the base of the bulb just under the surface of the ground. Well-matured bulbs can be planted in the autumn or the spring. The soil should be humus-rich, slightly acidic (pH 6.0) and well-draining. In these conditions, they tolerate winter wet to a limited degree. If planted in the autumn, the soil should be lightly covered after planting.

Lilium can remain in the ground for years. If their ability to bloom starts to wane, well-matured bulbs should be replanted.

**Please place orders as early as possible and taking account of the delivery times for lilies for forcing.**

### Ordering information:

### Lilies for forcing:

**14-day delivery in even calendar weeks. Please observe a pre-order period of 14 days.** Minimum order quantity of 100 per type and size, for orders up to 31st December in a year.

Usually, lilies for forcing and year-round delivery are prepared and frozen in quantities of 300 per type and size. Orders for smaller quantities must therefore reach us by 31st December so that we can put together and freeze the orders.

**Orders we receive after 1st January can only be delivered in quantities of 300 per type and size. To cover the demand for small quantities for orders after 1st January, we have put together an assortment of 250 lilies size 14/16 in 5 colours (50 bulbs per colour), art. no. 51 2000,, which can be found on page 149.**

We have reserved a sufficient number of assortments in stock for you.

## ► Information on lilium for forcing:

*Minimum order quantity for lilies for forcing: 100 per type and size.*

### Tips for growing lilies

- Open the boxes or bags as soon as they arrive.
- Optimum planting temperature:  $\pm 5^{\circ}\text{C}$
- If immediate planting is not possible, keep as cool as possible ( $2^{\circ}\text{C}$ ).
- Planting depth: 10-15 cm in the summer, 58 cm in the winter
- In the first week after planting, the temperature must not rise above  $15^{\circ}\text{C}$ . It is important to ensure the correct light intensity, ventilation, soil quality and temperature. No bright sunlight (shade, but not with black sheeting or similar). The temperature can be well-regulated through ventilation. Do not let the air humidity fall too low.
- The earth must have a good structure and be well-draining. A covering layer of 10 cm peat or 1 cm straw is recommended.
- The temperature must not exceed  $20^{\circ}\text{C}$  (provide ventilation).
- Slow (cool) forcing leads to better quality. Wire mesh is recommended as support.



**Asiatic hybrid – upright-standing flowers –**

|   |          |       |
|---|----------|-------|
| <b>Cancun</b> , yellow/pink<br>H = 120 cm                       | 51 04 79 | 14/16 |
| <b>Navona</b> , white<br>H = 85 cm                              | 51 06 50 | 14/16 |
| <b>Orange County</b> , orange<br>H = 140 cm                     | 51 06 53 | 14/16 |
| <b>Pieton</b> , yellow with a reddish brown heart<br>H = 140 cm | 51 06 57 | 14/16 |

|   |          |       |
|---|----------|-------|
| <b>Prunotto</b> , bright dark red<br>H = 90 cm    | 51 06 80 | 14/16 |
| <b>Toronto</b> , pink<br>H = 130 cm               | 51 07 80 | 14/16 |
| <b>Yellow County</b> , bright yellow<br>H = 95 cm | 51 08 15 | 14/16 |



Asiatic hybr. lily Cancun

**Oriental hybrids**

|   |          |       |
|---|----------|-------|
| <b>Casablanca</b> , white<br>H = 100-110 cm   | 51 08 94 | 16/18 |
| <b>Stargazer</b> , pink/white<br>H = 70-90 cm | 51 09 36 | 16/18 |

**Lilium Longiflorum – Easter lilies –**

|  |          |       |
|--|----------|-------|
| <b>Large hanging flowers</b>               |          |       |
| <b>White Present</b> , white<br>H = 100 cm | 51 09 97 | 16/18 |



Asiatic hybrid lily Navona

**Lilium assortment**

Selection of 250 prepared "Asiatic Hybrid" lilies

We reserve the right to change the varieties depending on availability.

|  |          |       |
|--|----------|-------|
| <b>1 assortment</b> , packed in a crate. Content:<br>50 each of yellow, orange, red, pink, white | 51 20 00 | 14/16 |
|--|----------|-------|



Asiat. hybrid lily Orange County



Asiatic hybrid lily Pieton



Asiatic hybrid lily Prunotto



Asiatic hybrid lily Toronto



Asiatic hybrid lily Yellow County



Lilium longiflorum White Present



Oriental hybr. lily Casablanca



Oriental hybrid lily Stargazer

## Royal Trade Association for Nurserystock and Flowerbulbs (ANTHOS)

### 1. Applicability

- 1.1. These terms and conditions only apply to agreements with regard to which one of the parties is a member of Anthos at the time of conclusion of the agreement, which – within the framework of these general terms and conditions – is also deemed to include other partnerships who are (in)directly affiliated to an Anthos member company (e.g. sister company, subsidiary or parent company of the member).
- 1.2. If an agreement refers to these terms and conditions and this agreement only involves non-members, the terms and conditions below do not apply.
- 1.3. Furthermore, if an agreement refers to these terms and conditions while neither party is member of Anthos, the law and copyright law are violated.
- 1.4. All offers made by the seller and all contracts of sale entered into with the seller and the execution of such contracts of sale are governed by these conditions.
- 1.5. The applicability of general conditions of the buyer is expressly rejected by the seller.
- 1.6. Departures from the present conditions will only be valid if expressly agreed to in writing by the seller.
- 1.7. Insofar as these general terms and conditions are also drawn up in a language other than Dutch, in the event of any conflict the Dutch text shall always prevail.

### 2. Offers and conclusion of agreement

- 2.1 All offers and prices stated by the seller are free of obligations.
- 2.2 An agreement shall only come into effect once the seller has confirmed the order in writing
- 2.3 Any supplementary arrangements or amendments agreed on at a later stage, as well as any verbal promises made by the seller's personnel or on behalf of the seller by agents or other parties working for the seller, will only be binding for the seller from the moment that the latter confirms them in writing.

### 3. Prices

- 3.1 All product prices are stated in Euro, exclusive of VAT and are based on ex works (place), The Netherlands (EXW, Incoterms 2010).
- 3.2 If one or more of the cost price factors is subject to change after order confirmation but before delivery of the products, the seller shall be entitled to adjust the agreed prices accordingly.
- 3.3 The costs of transport, packaging, insurance and the inspections carried out by the Department of Phytopathology are payable by the buyer. All levies and/or taxes that are owed or become due, either directly or indirectly, on account of the agreement entered into between the seller and the buyer are payable exclusively and entirely by the buyer and may not be deducted from sums owed to the seller.

### 4. Payment

- 4.1. Unless otherwise agreed in writing, payment for goods sold by the seller that are sent by air must be made within 30 days of the invoice date and, in the case of goods sent as sea freight, within 60 days of the invoice date in the agreed currency.
- 4.2 The value date on which the seller receives payment shall be deemed to constitute the date of payment. Where payment is made by means of a giro or bank transfer, the date on which the seller's giro or bank account is credited, shall be deemed to constitute the date of payment.
- 4.3 The buyer is not entitled to make any deduction, suspension or reduced payment and all calls for settlement are explicitly excluded. In the event of late payment, the seller will be entitled to charge the statutory interest for business transactions as of the due date, and also to charge any legal and extrajudicial costs incurred in collecting the amounts owed; the extra-judicial costs owed will never be less than 15% of the sum to be collected.
- 4.4 In case a delivery is effected in parts, the seller shall be entitled to demand payment for each partial delivery before proceeding with any other.
- 4.5 Upon or after entering into the agreement and before its implementa-

tion, the seller will be entitled to demand a guarantee from the buyer that both the payment obligations and any other obligations arising from this agreement will be fulfilled. Refusal by the buyer to provide the required security gives the seller the right to suspend its obligations and ultimately, without any notice of default or legal intervention, the right to dissolve the contract wholly or partially, without prejudice to his right to compensation for any damages suffered by him.

### 5. Delivery

- 5.1 All deliveries shall be ex works (place), The Netherlands (EXW, Incoterms 2010), unless otherwise agreed in writing.
- 5.2 Although the stated time of delivery will always be taken into account as far as possible, this delivery time is approximately indicated and can never be considered a fatal date. The seller shall not be in default in respect of such delivery time until the buyer notifies it in writing that it is in default, in doing so stipulates a reasonable period of time within which the seller has the opportunity to effect delivery, and the latter still fails to do so.
- 5.3 The agreed delivery time shall commence as soon as the seller has confirmed the order in writing.
- 5.4 The seller shall not be liable for any harm due to late delivery if and insofar as this is attributable to circumstances beyond seller's control and sphere of risk, which is deemed to include late or non-compliance on the part of its suppliers.
- 5.5 The buyer's failure to comply with his duty to effect payment (or to do so on time), shall have the effect of suspending seller's duty to effect a delivery.

### 6. Force majeure

- 6.1 In a case of force majeure - for example in the event of a crop failure, viruses, natural disaster, labour strike, fire, or import and export problems - or in the case of other circumstances that make it impossible to demand the seller's fulfilment or timely fulfilment of the obligations arising from this agreement, the seller will be entitled to make a choice, without the need for legal intervention and without being obliged to pay any form of compensation, between completely or partially cancelling the agreement by means of a single written notice to that effect or the suspension of this agreement until the case of force majeure has come to an end.
- 6.2 Where the seller has already executed part of an agreement, the buyer shall pay the purchase price for any products that have been delivered.

### 7. Complaints

- 7.1 The buyer is obliged to check the products upon delivery for any visible and/or immediately observable defects. This means all defects that can be ascertained by means of ordinary sensory perception or a simple spot check. The buyer is moreover obliged to check whether the delivered products are also in accordance with other particulars of the order. Failure to fulfil the obligation to check the delivery shall mean the forfeiture of any claims the buyer may have vis à vis the seller.
- 7.2 If a delivery deviates less than 10% in terms of number, quantity and weight from that which was agreed, the buyer shall be obliged to accept the delivery in spite of such deviation.
- 7.3 Complaints regarding the quality and quantity of the products delivered must be submitted by registered mail or telefax at the latest within seven calendar days after delivery. Defects which can only be observed at a later stage (non visible defects) shall be forthwith reported to the seller after this has been observed. Once these periods have passed, the buyer will be considered to have approved the products supplied and complaints will no longer be considered.
- 7.4 The complaint must contain a description of the flaw and the seller must upon first request be given the opportunity to investigate the complaint. The buyer shall allow the seller to have the concerned products examined by an expert or an independent inspection service. If the complaint turns out to be well-founded, all the costs of any investigation will be for the seller's account. If a complaint is groundless, all the costs will be for the buyer's account.

- 7.5 If the buyer has reported a complaint to the seller in a timely manner and the seller has acknowledged this complaint, the seller shall only be obliged to deliver that which is missing, replace the delivered products or repay a proportional part of the purchase price, such as at the seller's own discretion.
- 7.6 A complaint shall not suspend the buyer's payment obligation, unless the seller agrees expressly with such suspension.
- 7.7 The products can only be returned for the account and risk of the buyer and only after prior written permission has been obtained from the seller.

## 8. Liability

- 8.1 The seller will never be liable for the results regarding the flowering of the products supplied. It always remains buyer's responsibility to assess if the circumstances, among which the climatological, are fit for the products.
- 8.2 In case of a shortcoming attributable to seller, seller's liability is always limited to a maximum of the net invoice value of the products or to that part of the net invoice value to which a claim for compensation is directly or indirectly related.
- 8.3 Except in the case of legal liability pursuant to provisions of mandatory law and a deliberate act or omission, or gross negligence, any liability of seller for any further damage, among which any direct or indirect damage, consequential damages or lost profits, is excluded.
- 8.4 The buyer shall indemnify the seller against all claims for compensation brought by third parties in respect of which the seller is not liable under these terms and conditions.
- 8.5 If an infection was latently present in the plant, this shall be considered a non-attributable shortcoming on the part of the vendor unless the buyer can demonstrate that a) the latent infection was the result of wilful conduct or gross negligence on the part of the vendor or b) the vendor was aware of this latent infection previous to the sale but, despite this, did not inform the buyer of this.

## 9. Cancellation

- 9.1 The seller will be entitled to cancel an order if the buyer has failed to comply with earlier payment obligations with respect to the seller or with respect to other creditors. This right may also be exercised if the seller considers the information concerning the buyer's credit rating to be insufficient. The buyer will never be able to derive any rights from such cancellations or hold the seller liable.
- 9.2 The seller will only be required to accept the buyer's complete or partial cancellation of the agreement, as a result of any cause whatsoever, if the goods have not yet been delivered to the transporter for despatch and on condition that the customer pays compensation equivalent to at least 25% of the invoice value of the cancelled goods. The seller shall in that case also be entitled to charge all costs incurred up to that time.
- 9.3 The buyer is obliged to accept the products at the time that they are made available to him. If the buyer refuses to accept the goods, the seller will be entitled to sell them elsewhere and the buyer will be liable for the difference in price as well as all the other costs incurred by the seller in connection with this, among which costs of storage.

## 10. Retention of title

- 10.1 The ownership of the goods supplied by the seller does not pass to the buyer until the sums invoiced, plus any interest, penalty and costs, as well as all claims as a result of the buyer's failure to perform its obligations towards the seller under this agreement or any other, have been paid in full. The provision of a cheque or any other bill of exchange will not count as payment in this regard.
- 10.2 The seller will be entitled to immediately take back the goods supplied if the buyer remains in default in any way whatsoever with regard to the fulfilment of payment obligations. In that case, the buyer will be obliged to allow the seller access to the buyer's land and buildings for this purpose.

- 10.3 The buyer must store the goods subject to a retention of title separately from the other goods, in order to be able to continue distinguishing the goods of the seller.

- 10.4 As long as the delivered goods are subject to a retention of title, the buyer may not sell, encumber or pledge these goods, or otherwise place them under the control of third parties, other than as part of its normal business operations. The buyer shall, however, not be permitted to sell the goods within the context of its normal business operations if it has applied for a suspension of payments or if it has been declared bankrupt.

## 11. Suspension and dissolution

- 11.1 If the buyer fails to perform, fails to perform in a timely manner, or fails to perform to a sufficient degree any of the obligations arising for it from the concluded agreement, or if a well founded fear exists of such failure occurring, as well as in the case of an application for a suspension of payments order, bankruptcy or the liquidation of any of the buyer's businesses, as well as in the event of the buyer's death, or dissolution if the buyer is a company, or if there is any change in the type of company or in its management or in the contribution made by the company's activities, the seller will be entitled, without notice of default or legal intervention being required, to suspend its own obligations for a reasonable period or to annul the agreement without being held liable for any compensation.
- 11.2 The claim of the seller with respect to the part of the agreement already performed, as well as damage arising from the suspension or termination, which damage includes lost profit, shall be immediately due and payable.

## 12. Intellectual property rights

- 12.1 The seller reserves all rights which it has in relation to intellectual property rights in respect of products it has supplied.
- 12.2 With regard to cases in which it is apparent from the seller's catalogue or from the agreement entered into by the parties that a variety is protected by plant breeder's rights - which is indicated by a letter R or P after the name of the variety concerned - the buyer will be bound to fulfil all the obligations the said rights entail.
- Any failure to comply with this stipulation will result in the buyer being liable for the losses incurred by the seller or any third party.

## 13. Severance

Should any provision of these general terms and conditions of sale and delivery be non applicable or in conflict with public order or the law, only the provision in question shall be deemed as not having been written and the rest of the conditions shall remain fully in force.

The seller reserves the right to amend the inadmissible provision in order to make it legally valid.

## 14. Jurisdiction, forum

- 14.1 Any disputes, even if only considered as such by one of the parties, will be put before the competent court in the district in which the seller is registered, without affecting the right of the seller to have the dispute heard by another competent court.
- 14.2 All offers and agreements concluded between the buyer and the seller shall be exclusively governed by the laws of the Netherlands.

1 July 2006

Gewijzigd feb 2017 toegevoegd 8.5.



**M. THOOLEN**  
FLOWERBULBS

**M. THOOLEN B.V.**  
Hofgeester Eijnde 22  
1991 AX Velsbroek  
Holland  
Postbus 73  
2080 AB Santpoort-Zuid  
[www.mthoolen.com](http://www.mthoolen.com)

Tel.: +31 (0)23 / 520 10 10  
Fax: +31 (0)23 / 520 10 15  
E-mail: [info@mthoolen.com](mailto:info@mthoolen.com)