



HUME CITY COUNCIL
**ROSES OF
HUME**

Alister Clark Memorial
Rose Garden



Hume City Council recognises the rich Aboriginal heritage within the municipality and acknowledges the Wurundjeri Woi Wurrung, which includes the Gunung-Willam-Balluk clan, as the Traditional Custodians of this land. Council embraces Aboriginal and Torres Strait Islander living cultures as a vital part of Australia's identity and recognises, celebrates and pays respect to the existing family members of the Wurundjeri Woi Wurrung and to Elders past, present and future.

Introduction

The Alister Clark Memorial Rose Garden is recognised as the most complete collection of Alister Clark Roses in the world.

This booklet has been produced in 2017 to mark the 20th year of the Alister Clark Memorial Rose Garden, and to briefly document the history of the garden to date. From humble beginnings and a site cleared except for the established trees, the garden has grown to be a hidden treasure, much loved by locals and recognised throughout Australia and overseas.

The garden is located on the corner of Bulla Road and Green Street in the small country town of Bulla, just a 10 minute drive from Melbourne's busy Tullamarine Airport. Nestled between 2 historic bluestone buildings, the garden is a peaceful respite and haven for birdlife. It is open every day during sunlight hours. Entry is via the front Bulla Road gate.

Alister Clark (1864-1949) lived and bred his roses at his family property 'Glenara' on the edge of the Bulla township. 128 Alister Clark roses were officially released, and many more were grown and tested by his friends, but not officially released. He is recognised as Australia's most prolific and famous rose breeder.



About the garden

For many years the local community had wanted a garden to commemorate Alister Clark, their most famous resident, and in 1997 Hume City Council set aside \$10,000 for the Alister Clark Memorial Rose Garden to be built. A site was chosen on Crown Land adjacent to the Bulla Old Shire Offices, in the Bulla township.

In March 1998 a public meeting was held to enlist support for the development and maintenance of this community garden. The Bulla Garden Club was formed with 20 founding members volunteering to help with the rose garden. A committee was formed with both community and Council representatives to guide the development of the garden, with the aim to grow and promote the roses of Mr Alister Clark.



The roses for the initial planting were ordered from John Nieuwesteeg's nursery in Coldstream, to be ready for delivery in July.

The garden was laid out, paths were constructed and gardenbeds cultivated in June by Hume's Parks and Open Space Department. In July 1998 the 1st Working Bee was held, with 20 keen volunteers from the Bulla Garden Club and Council officers preparing the gardenbeds by digging in gypsum, manure, compost, blood and bone.

At the 2nd Working Bee the garden was blessed by Reverend Dr Stephen Ames from the St Mary's Anglican Church next door, and the 1st rose was ceremoniously planted by the Mayor, Councillor Bill Muir.



A plan was drawn by Meredith Dobey, of Mike Smith Landscape Architects, with help from Tid Alston, a family friend of Alister Clark with knowledge of his roses.



The other roses were planted by the volunteers with enthusiasm and great expectations. More roses, perennials, bulbs and a lavender hedge were added over the next few months.

The garden was officially launched at the 1st Open Day in October 1998, but was still very much in its infancy.



Over the years grants from Parks Victoria and The Open Garden Scheme have enabled the garden to be embellished with arbors, a deck, pergola, back fence, gate and interpretive signs. Work for Dole donated 2 beautifully crafted seats, and these were installed in the shade of the Silky Oak trees. The gate to the church was donated by Mrs Grace McKenzie, and Hume had it beautifully restored and installed.

Volunteers grew and donated cuttings and divisions, and the shrubs, bulbs and perennials have spread to provide colourful and seasonal displays that provide interest throughout the year.



Alister Clark daffodils and nerines were sourced, (some donated by Tid Alston), and planted in the orchard part of the garden. Lost roses were found, and added to the collection after being carefully verified and propagated by John Nieuwesteeg.

Volunteers Heather McKenzie, Mary Crane and Cathy Dyer have given many talks and shown visiting groups around the garden over many years. In excess of 200 Working Bees have been held, and this year the 20th Open Day will be held on 11th November 2017. In the 20 years since its inception, volunteers and Hume staff have contributed thousands of hours to the garden's success.



About the Roses

Alister Clark released 122 varieties of rose before his death in 1949, and an additional 6 of his roses were released by the National Rose Society of Victoria after his death. Many of his roses are climbers, bred from the species rose *Rosa gigantea*, and require a lot of space in order to develop to their full potential. Alister grew roses for Australian conditions and didn't believe in fussing over them with sprays or special treatment to make them thrive.

The breeding of some of his roses is not known for certain, as the book recording the crosses between the parent roses has been lost.

The roses are named after his friends, their wives and daughters. Some reference the seasons, national pride and horse racing. The following pages are a pictorial reference of the roses growing in the garden today. They have been arranged in groupings of size, and alphabetical order.

To see most of the roses, the garden is best visited between September and April, but as some roses are early and some late, you will need to visit the garden several times if you want to see each of the roses shown in this book.





While some of Alister's roses flower just once in spring, their display is well worth seeing, be it only brief. Others flower repeatedly through from spring to autumn, and some still have buds that are sadly removed in July when the roses are pruned.

No chemicals are used in the garden. Some roses suffer from powdery mildew in spring, and these are sprayed with a milk spray.

The roses are fed Alister's own recipe:

- 7 parts chicken manure
 - 3 parts superphosphate
 - 1 part ammonium sulphate
- in spring, and liquid fed several times throughout the season to maximise blooms. Manures and soil conditioners are also incorporated, and the garden is mulched annually with sugar cane to maximise water retention.



Small roses



'Australia Felix' 1919 Polyantha*
Flowers spring to autumn 1m x 1m



'Borderer' 1919 Polyantha
Flowers spring to autumn 0.5 m x 1m



'Busybody' 1929 Hybrid Tea
Flowers spring to autumn 1m x 1m



'Dividend' 1931 Hybrid Tea
Flowers spring to autumn 1m x 1m



'Herbert Brunning' 1940 Hybrid Tea
Flowers spring to autumn 0.9m x 0.8m



'Mab Grimwade' 1937 Hybrid Tea
Flowers spring to autumn 0.7m x 0.8m



'Marjory Palmer' 1936 Polyantha
Flowers spring to autumn 0.8m x 1m



'Mary Guthrie' 1929 Polyantha
Flowers spring to autumn 1m x 1.25m



'Mrs Alston's Rose' 1940 Polyantha
Flowers spring to autumn 1m x 1.2m



'Shelia Bellair' 1937 Hybrid Tea
Flowers spring to autumn 0.8 x 1m



'Suitor' 1940 Polyantha
Flowers spring to autumn 0.5 x 1m



Medium bush roses



'Baxter Beauty' 1927 (Sport) Hybrid Tea
Flowers spring to autumn 1.5 x 1m



'Diana Allen' 1939 Hybrid Tea
Flowers spring to autumn 1.5 x 1m



'Fairlie Rede' 1937 Hybrid Tea
Flowers spring to autumn 1.5 x 1.25m



'Lady Somers' 1930 Hybrid Gigantea
Flowers spring to autumn 1.5 x 1m



'Mrs Albert Nash' 1929 Hybrid Tea
Flowers spring to autumn 1.5 x 1m



'Mrs Harold Brookes' 1931 Hybrid Tea
Flowers spring and autumn 1.3 x 1m



'Peggy Bell' 1928 Hybrid Tea
Flowers spring to autumn 1.5 x 1.5m



'Sunlit' 1937 Hybrid Tea
Flowers spring to autumn 1.5 x 1m



'Zara Hore-Ruthven' 1932 Hybrid Tea
Flowers spring to autumn 1.3 x 1m





Large bush roses



'Amy Johnson' 1931 Hybrid Tea
Flowers spring and autumn 1.8 x 1.8m



'Cherub' 1923 Rambler*
Flowers spring only 1.8 x 3m



'Emily Rhodes' 1937 Bourbon Hybrid
Flowers spring and autumn 3 x 3m



'Gladstone' 1937 Hybrid Multiflora
Flowers spring only 2.5 x 3.5m



'Glenara' 1951 Hybrid Tea
Flowers spring and autumn 2.5 x 2m



'Lady Huntingfield' 1937 Hybrid Tea
Flowers spring to autumn 1.5 x 2m



'Lady Mann' 1940 Hybrid Tea
Flowers spring to autumn 2.5 x 2m



'Lorraine Lee' 1924 Hybrid Gigantea
Flowers spring to winter 2 x 1.5m



'Madge Taylor' 1930 Hybrid Tea
Flowers spring to autumn 2 x 1.5m



'Mrs Harold Alston' 1940 Hybrid Tea
Flowers spring to autumn 2 x 1.5m



'Pennant' 1941 Hybrid Gigantea
Flowers spring only 3 x 4m



'Restless' 1938 Hybrid Tea
Flowers spring to autumn 1.8 x 2m



'Ringlet' 1922 Hybrid Tea
Flowers spring to autumn 2.2 x 2m



'Squatter's Dream' 1923 Hybrid Gigantea
Flowers spring to autumn 2 x 1.5m




'Sunny South' 1918 Hybrid Tea
Flowers spring to autumn 2 x 2m





'Alison Madden' Unknown breeding
Flowers spring to summer 2 x 2m



'Broadway' 1933 Hybrid Gigantea
Flowers spring only 4x 3m



'Cicely Lascelles' 1937 Hybrid Gigantea
Flowers spring to autumn 3 x 2.5m



'Daydream' 1925 Hybrid Gigantea
Flowers spring to autumn 3 x 4m



'Editor Stewart' 1939 Hybrid Tea
Flowers spring to autumn 3 x 2m



'Harbinger' 1932 Hybrid Gigantea
Flowers spring only 3.5 x 4m



'Kitty Kininmonth' 1922 Hybrid Gigantea
Flowers spring to autumn 3 x 3m



'Mrs Fred Danks' 1951 Hybrid Tea
Flowers spring to autumn 2 x 2m



'Mrs Hugh Dettmann' 1930 Hybrid
Gigantea Flowers spring to autumn 2.5 x 3m




'Mrs Norman Watson' 1930 Hybrid Tea
Flowers spring to autumn 3 x 2.5m



'Princes' 1942 Hybrid Tea
Flowers spring to autumn 3.5 x 2.5m



'Tonner's Fancy' 1928 Hybrid Tea
Flowers spring only 3.5 x 3m



'Billy Boiler' 1927 Hybrid Tea
Flowers spring to autumn 3 x 3m



'Black Boy' 1932 Hybrid Tea
Flowers spring to autumn 3 x 2m



'Cicely O'Rorke' 1937 Hybrid Gigantea
Flowers spring to summer 4 x 4m



'Countess of Stradbroke' 1928 Unknown breeding. Flowers spring and summer 4 x 3m



'Courier' 1930 Hybrid Gigantea
Flowers spring only 6 x 4m



'Doris Downes' 1932 Hybrid Gigantea
Flowers spring to summer 4 x 3m




'Flying Colours' 1922 Hybrid Gigantea
Flowers spring only 6 x 5m




'Glenara No.14' 1932 Hybrid Tea
Flowers spring and summer 4 x 4m



'Golden Vision' 1922 Hybrid Gigantea
Flowers spring to autumn 4 x 3m



'Gwen Nash' 1920 Hybrid Tea
Flowers spring to autumn 4.5 x 3m



'Janet Morrison' 1936 Hybrid Tea
Flowers spring to autumn 4 x 5m



'Jessie Clark' 1915 Hybrid Gigantea
Flowers spring only 6 x 4m



'Lady Medalist' 1912 Hybrid Tea
Flowers spring only 6 x 6m



'Lorraine Lee Climbing' 1932 (sport)
Hybrid Gigantea
Flowers spring to autumn 5 x 5m



'Margaret Turnbull' 1931 Hybrid Tea
Flowers spring to autumn 4 x 4m



'Milkmaid' 1925 Noisette
Flowers spring only 5 x 5m



'Mrs Richard Turnbull' 1945
Hybrid Gigantea
Flowers spring only 6-15 x 4-8m



'Nancy Haywood' 1937 Hybrid Gigantea
Flowers spring to autumn 6 x 4m



'Nora Cunningham' 1920 Hybrid Gigantea
Flowers spring to autumn 4 x 3m



'Not Tonner's Fancy' Hybrid Gigantea
Flowers spring only 3 x 3m



'Queen of Hearts' 1919 Hybrid Tea
Flowers spring to autumn 4 x 3m



'Scorcher' 1922 Hybrid Gigantea
Flowers spring to summer 3 x 4.5m



'Traverser' 1928 Hybrid Gigantea
Flowers spring onto summer 3 x 6m



Photo and illustration credits

Hume City Council gratefully acknowledges the photographic contributions of Eric Timewell, Helen Curtain, Neil Bailey and James Rule.

Resources

'Australian Roses', Peter Cox, 1999

'Man of Roses', T.R.Garnett, 1990

'Growing Old-Fashioned Roses', Trevor Nottle, 1994

'Susan Irvine's Rose Gardens. Garden of a Thousand Roses with A Hillside of Roses', Susan Irvine, 1997

'The Women Behind the Roses - An introduction to Alister Clark's rose-namesakes 1915-1952', Tilley & Andrew Govanstone, 2010

https://en.wikipedia.org/wiki/List_of_Alister_Clark_roses


https://en.wikipedia.org/wiki/Alister_Clark



We hope you enjoy this booklet and come to visit the Alister Clark Memorial Garden soon.

The garden is located on the corner of Bulla Road and Green Street, Bulla (Melway ref: 177 B7) and is open each day during daylight hours.

For more information contact Hume City Council.



Where to find us



Hume City Council
1079 Pascoe Vale Road, Broadmeadows
PO Box 119, Dallas, Victoria 3047

Telephone 9205 2200
contactus@hume.vic.gov.au
www.hume.vic.gov.au

