

THE PLANTS OF



FREE SPIRIT
NURSERY INC.

ILLUSTRATED MANUAL



Free Spirit Nursery

Welcome to Free Spirit's first Illustrated Manual (On-line only).
 This Illustrated on-line manual matches our printed spiral bound Fifth Edition Manual, issued in April 2020. Now, we've added photographs to most of our text and we will fill in the remaining blank spots with images throughout the season. Can't wait!
 We are very excited to be able to present this illustrated manual and none of this would have been possible without the huge efforts from our exceptionally dedicated and dear friend Dante Baies whose artful eye has captured in photo a great number of the plant images over the course of several years. With a few exceptions, nearly all images were taken right here on the Free Spirit Nursery grounds in Langley BC.

We do sell the B&W spiral-bound Fifth Edition at the nursery or by mail-out.


Of course the best way to see, touch and smell the plants is by visiting the nursery in person and we are very much looking forward to seeing you!

Lambert and Marjanne Vrijmoed

Copyright © 2021 by Free Spirit Nursery Inc.
 Front and back cover photography and design by Dante Baies all other photographs by Dante Baies and Free Spirit Nursery Incorporated © 2021 FSN

CONTENTS:

CLARIFICATION OF NAMES AND SYMBOLS	PAGE - 2, 3 -
PERENNIALS	PAGE - 3 -
ORNAMENTAL GRASSES, SEDGES, RUSHES	PAGE - 147 -
FERNS	PAGE - 158 -
VINES	PAGE - 164 -
COMPANION SHRUBS	PAGE - 170 -
QUICK REFERENCE LISTS, Solutions for trouble spots	PAGE - 187 -
PLANTS BRED/INTRODUCED BY FREE SPIRIT NURSERY	PAGE - 188 -
RECOMMENDED READS, WEB SITES	PAGE - 189 -
CONVERSION TABLE (CENTIMETERS TO INCHES)	PAGE - 190 -



The woodland garden in April

Clarification of names and symbols:

ARUNCUS	(Rosaceae)	goats beard	N. Hemisphere
<u>Genus</u>	<u>Family</u>	<u>common name</u>	<u>species distribution</u>

dioicus
species (specific epithet)

—	'Kneiffii'	Z3	white	90 cm x 80 cm	○ ◐ ●	June-July
<u>sp.</u>	<u>variety or cultivar</u>	<u>hardiness</u>	<u>colour</u>	<u>height x spread (3yrs)</u>	<u>exposure</u>	<u>flowering time</u>

other symbols and abbreviations: ~ = groundcover, ~ (single) = gentle spreader, ~ ~ (double) = medium spreader, ~ ~ ~ (triple) = vigorous spreader, frt. = fruit

Thank you to Rundlewood Gardens for indicating which plants not only survived but also increased in size in their zone 3 garden in Calgary. Plants are indicated with (3) behind the zone. Additional hardiness notes were provided by Cheri Sydor who has grown our plants in her and client's gardens for up to 20 years. Her hardiness experience is indicated with (3b) or (4), unless planted in "unsuitable soil" where the plants will perish. Cheri: "Unsuitable soil in Calgary is often way too manured, over-watered and mulched with wet wood chips". Thank you Cheri!

Exposure:

This is always a complex issue and exposure will vary across the diverse regions of our beautiful country. A knowledge of soil condition, precipitation, hot and cold spots, air movement (wind, drafts or the absence of air movement), humidity, altitude and latitude are all critical to ensuring the well being of your plants. All of the information we have shared here is based upon our experiences here in Langley, gardening in zone 6 on a gravelly soil that is amended with organic matter and top-dressed with a composted bark to preserve moisture, reduce weeds and improve the backdrop for the plants (all of those rocks can look pretty messy).

Full sun [○] Plants should receive **at least 7 hours of direct sunlight per day, including the hot afternoon sun between noon and 4:00 pm.** This typically occurs in an open meadow or on the south side of a building.

Full sun to part sun [○ ◐] Plants will tolerate hot afternoon sun, as well as some shade, but in the Pacific Northwest plants perform best with **at least 3 hours of direct sunlight during the hottest part of the day.**

Part sun to bright shade [◐ ●] Plants will tolerate direct sunlight for part of the day but are happiest when **out of the hot afternoon sun.** Deciduous shade, **dappled light or filtered light is ideal for these plants.** Most woodland plants fall into this category.

Shade [●] Plants should receive no direct sunlight for most of the growing season. The areas to grow these plants include the north side of a structure, like a wall or a fence and beneath the canopy of a tree (deciduous or evergreen). Some early morning (until 9:00 am in the summer) or late afternoon sun (after 8:00 pm) can be tolerated but is not required. You will find that most of these plants will show their best under brighter conditions.

A distinction should be made between dense, dark shade and bright, open shade. For example, all shade plants will grow fine on the north side of a home or along a tree belt without neighbouring structures or trees, where it is bright but there is no direct sunlight. But if, at this same north side, there were evergreen trees creating a high overhead canopy, so that you could barely see sky when you looked up, only certain plants would be able to grow well there. Similarly, your choice of plants would be limited beneath the canopy of an evergreen tree with draping, wide-spreading branches. Add to that a dense system of tree roots and the choices become slim.



Full Sun



Full Sun to Part Sun



Part Sun to Bright Shade



Shade



Foeniculum vulgare 'Purpureum', *Monarda* 'Panorama Mix' and *Echinops sphaerocephalus* in the retail nursery

A number of plants have earned one or more of the following accolades:

AGM: Award of Garden Merit, administered by the RHS Wisley in the U.K. recommending outstanding plants for garden use.

GPP: Chosen a Great Plant Pick by a selection committee organized and administered by the Elisabeth C. Miller Botanical Garden in Seattle, recommending outstanding plants for the Pacific Northwest.

PPA (1992): Perennial Plant Association, "Perennial Plant of the Year" with the year listed between brackets.

PERENNIALS

ACHILLEA (Asteraceae) yarrow

Achilleas prefer a freely draining soil and a sunny location in the garden to insure longevity. Make sure that the sunlight can penetrate to the leaves at ground level by keeping neighbouring plants in check. If plant vigour declines, lift them out of the ground in early spring, divide and replant only the outside parts of the clumps, composting the centers. We find yarrow invaluable for its horizontal flower shape and long season of interest, which extends through winter. We have enjoyed all of the following selections for a number of years, with a minimum of fuss.

'Credo' Z3 yellow 120 cm x 50 cm ○ June-Sept
Sulphur-coloured flowers. Good winter silhouette, strong stems.

filipendulina

—'Parker's Variety' Z4 yellow 100 cm x 50 cm ○ July
Golden yellow plates on tall stems. Excellent for cutting. Grey-green foliage in low clumps. Long lived.

'Moonshine' Z3 sulphur 60 cm x 50 cm ○ June-Sept
A hybrid raised by Alan Bloom in 1954 and still going strong! Pretty silvery grey foliage combines perfectly with the sulphuric yellow flowers. A great cut flower and a reliable repeat bloomer if clipped back right after its first show. **GPP**

'Red Velvet' Z3 red 80 cm x 50 cm ○ June-Sept
Stands out as the darkest red *achillea* we have ever grown. A beautiful vibrant colour.

'Walther Funcke' Z3 or-red 70 cm x 50 cm ○ June-Sept
Like all of the above cultivars, a non-invasive yarrow. This is basically a shorter version of *A. 'Feuerland'*, adding hot flavour to the border. The gray-green foliage combines nicely with the flowers.


ACHLYS (Berberidaceae) vanilla leaf W. N. America

triphylla Z5 (3) white 35 cm x ~ ~ ●● April-May
BC native. Slowly colonizes in even the darkest shade. The wonderful tender-looking, three-parted, bright green leaves are a great textural addition to the shade garden. The flowers appear in dense short spikes above the leaves. Vanilla leaf loves to move its stolons through duff in the shade of deciduous or evergreen trees. Established plants seem to be unaffected by slugs and will continue to delight throughout the growing season. Deciduous.

ACONITUM (Ranunculaceae) monkshood

x cammarum
— 'Bicolor' Z4 blue-white 140 cm x 50 cm ○● June-July
Requiring some mild staking on our (sandy) soil but lovely, like they are hand-painted, blue and white hoods. All parts of any monkshood are poisonous. **AGM and GPP**

carmichaelii
— 'Barker's Variety' Z4 blue 140 cm x 40 cm ○● Sept-Oct
A highlight of our late fall borders. Long flower stems and just plain cool looking in the late summer sun. Excellent for cutting as well. **GPP**




Achillea 'Credo'



Achillea filipendulina 'Parker's Variety'



Achillea 'Moonshine'



Achillea 'Red Velvet'




Achillea 'Walther Funcke'



Achlys triphylla



Aconitum x cammarum 'Bicolor'



Aconitum carmichaelii 'Barker's Variety'

napellus

- **'Bergfürst'** Z4 (3) blue 120 cm x 50 cm ○▷ June-July
Dark, purple-blue flowers in long, loose spikes appear on stiff, upright stems in early summer. The stems are cloaked with glossy, dark green leaves, divided into narrow, linear lobes. Dies back by late summer, so it is best placed in the middle or back of a border.

- **'Grandiflorum Album'** Z4 (3) white 130 cm x 60 cm ○▷ June-July
Our original plants came back with us from Piet and Anja Oudolf's nursery many moons ago. It is a pretty and upright form showing green buds and pure white blossoms.

- seoulense** Z5 blue 150 cm x 50 cm ○▷ August-Sept
A surprising appearance in early spring with the orange-red emerging shoots. Upright in habit and displaying its striking blue blossoms in August. Staking might be required.

septentrionale

- **'Ivorine'** Z4 (3) white 50 cm x 40 cm ○▷ May
This short and compact monkshood carries ivory-white flowers on sturdy stalks. The plants die back shortly after flowering, allowing later blooming plants to take its place. In our garden these later performing neighbours are *Corydalis elata* and *Euphorbia corollata*.



Aconitum napellus 'Bergfürst'



Aconitum napellus 'Grandiflorum Album'

ACORUS


(*Araceae*)

dwarf sweet flag

Japan, E. Asia

gramineus

- **'Variegatus'** Z6 25 cm x 30 cm ○▷
Forms low, evergreen, dwarf iris-like clumps. Nice with woodland anemones and epimediums. Prefers a moisture-retentive soil but is equally happy in sun as in more shady conditions.
- **'Minimus'** Z6 10 cm x 20 cm ▷●
Same growing conditions as the species but with bright green foliage in dense, low spreading clumps. Moist soil and afternoon shade are essential. Great between rocks and adding life and colour to darker locations.
- **'Minimus Aureus'** Z6 10 cm x 20 cm ▷●
Attractive dwarf form with bright golden-green foliage. The shorter blades don't really arch like the taller forms, giving it a more spiky look.



Aconitum seoulense



Aconitum septentrionale 'Ivorine'

ACTAEA

(*Ranunculaceae*)

Although the foliage and flowers of baneberry tend to go unnoticed, it is the attractive fruit in late summer and fall that makes up for the initial lull. Conspicuous, colourful and copious, the berries appear densely packed in a spike above the foliage. The fruit does not seem to be bothered by birds. All parts of baneberry are considered poisonous.

Recently the genus *Cimicifuga* has been included within *Actaea*. Unlike baneberries, the flowers as well as the foliage of the former *Cimicifugas* are the main attraction and not the fruit, although the stems with their dry capsules persist deep into winter. Their seeds are valued by juncos and chickadees.

cordifolia

- **'Blickfang'** Z4 cream 180 cm x 90 cm ▷● June-July
The leaves of this species are very much like those of *Anemone x hybrida* but the vigour sure isn't. It's extremely slow to bulk up and only a few are available each year, but it's a striking plant with a strong vertical stature. Very effective in (wishful) large groupings. The spires are up to 40 cm long and have an elegant taper.

japonica

- **'Chejudō'** Z6 white 80 cm x 40 cm ▷● Aug-Oct
This plant was originally collected on the south Korean island of Chejudō by Bleddy and Sue Wynn Jones from Crûg farm in Wales, U.K.. The seed was taken from a very short form, only 10 cm. in height. The plants have matured in our garden to a little under 90 cm and make a superb vertical display of brilliant white spires in the fall. The glossy green leaves turn beautiful shades of yellow and bronze in late fall. Cold hardiness should be trialled in other regions of the country.



Acorus gramineus 'Variegatus'




Acorus gramineus
'Minimus Aureus'



Acorus gramineus 'Minimus'



Actaea cordifolia 'Blickfang'



Actaea cordifolia 'Chejudō'

mairei Z4 cream 180 cm x 90 cm ◻● July-Aug
Glossy-green, feathery leaves create a lush clump from which the tall flower stems rise up, branching out in the top part and displaying creamy-yellow coloured, lightly overhanging spikes. As it settles in more, we expect this plant to grow even taller in the next few years. This came originally from the Oudolf garden in the Netherlands.

pachypoda Z4 white frt. 50 cm x 50 cm ◻● Aug-Sept
Very similar to *A. rubra* but the leaves on this species have a velvety sheen and the fruit is displayed on red, fleshy stems, adding a colourful touch. This baneberry draws a lot of attention during our fall walks. **AGM and GPP**

racemosa
— **'Asheville'** Z4 (3) white 200 cm+ x 100 cm ◻● June
(Syn. *Cimicifuga racemosa*.) In 1994 I collected seeds in the Blue Ridge Mountains close to Asheville, NC, from a solitary group of this species that was towering more than 240 cm above the shaded deciduous forest floor. Seedlings with this provenance have proven to be of equal high-rise quality even in a shaded area with poor soil in our private garden. A spectacular form for the woodland garden. Great when the foliage emerges from the soil in springtime; healthy and effective throughout summer and fall. The height comes in handy: you can appreciate the flowers from a distance so you will not be plagued by the unpleasant perfume they spread. In late summer and fall, the flowers develop into follicles, a type of dry fruit that splits open along one side to release the seeds. Looking like a cluster of little bean shells, the fruit turns from green to black, persisting on the dried stems deep into winter. (The species: **AGM and GPP**)

— **var. cordifolia** Z4 white 120 cm x 60 cm ◻● Aug-Sept
(Syn. *Cimicifuga racemosa* var. *cordifolia*.) Smaller in stature, with coarser foliage and a more open raceme than *C. racemosa*. We find this variety most enchanting just before the perfectly arranged buds, which attain a darker flush than the species, open up. Very elegant.

ramosa
— **'Atropurpurea'** Z4 (3) white 180 cm x 90 cm ◻● Aug-Sept
(Syn. *Cimicifuga ramosa* 'Atropurpurea'.) The plants that we offer are divisions from selected red-leaved forms. The deep burgundy foliage is stunning throughout the growing season and is extremely complementary to the white flowers that develop from deep burgundy buds. Although the scent is more bearable than that of *A. racemosa*, this is still not a nose-pleaser in my book.


— **'Brunette'** Z4 (3) white 180 cm x 90 cm ◻● Aug-Sept
A selection with particularly deep burgundy-black foliage. **AGM and GPP**

— **'Hillside Black Beauty'** Z4 white 180 cm x 90 cm ◻● Aug-Sept
Possibly the form with the darkest leaves and stalks available. Long spires sport deep maroon buds that open with a pinkish cast and finish with the typical fluffy white buttons. **AGM and GPP**


rubra Z3 red frt. 50 cm x 50 cm ◻● Aug-Sept
BC native. The fairly insignificant, bottlebrush-like, white flowers stand above astilbe-like foliage and are followed by heavy clusters of glossy, red berries that bend the stems in late summer. Specimens heavy with fruit can be a spectacular sight in the shade garden. **AGM and GPP**

— **f. neglecta** Z3 white frt. 50 cm x 50 cm ◻● Aug-Sept
BC native. Glossy, white berries in dense racemes, light up dark corners of the garden in late summer and fall.

simplex var. matsamurae
— **'White Pearl'** Z4 white 160 cm x 60 cm ◻● Oct-Nov
(Syn. *Cimicifuga simplex* var. *matsamurae*.) A most cherished fall bloomer in our garden. A true feast for the eyes, when the masses of fluffy white tails honour our borders with their grand finale display. Covered with the finest dew on misty fall mornings, they are striking against the dried, straw-coloured stems of *Calamagrostis acutiflora* 'Overdam'. Healthy, bright green foliage throughout spring and summer. **AGM and GPP**




Actaea mairei



Actaea pachypoda



Actaea racemosa
'Asheville'



Actaea racemosa var *cordifolia*



Actaea ramosa 'Atropurpurea'



Actaea ramosa 'Brunette'



Actaea ramosa
'Hillside Black Beauty'



Actaea rubra



Actaea rubra f *neglecta*



Actaea simplex var *matsamurae* 'White Pearl'

spicata Z4 (3) black frt. 50 cm x 50 cm ◻ ● Aug-Sept
 The Eurasian baneberry with glossy black berries. Nice in combination with variegated forms of *Hosta*, *Polygonatum* and *Disporum*.



Actaea spicata



Agastache 'Blackadder'

AGASTACHE (*Lamiaceae*) anise hyssop
 'Blackadder' Z5 blue 120 cm x 60 cm ○ July-Sept
 Very dark, purple-black calyces (sepals) that persist for months contrast beautifully with the blue petals. A most attractive vertical accent for the summer border. Being nearly sterile this will not self-seed and the stems maintain structure deep into (even a soggy) winter. **GPP**

foeniculum Z4 blue 140 cm x 60 cm ○ July-Aug
 Anise hyssop is a robust N. American native with distinctive anise-scented foliage. The plant forms several strong and upright, central stems which branch out as they grow taller. The 6 to 10 cm long, violet-blue spikes appear at the ends of the stems. The calyx tubes are a rosy-purple colour which maintain their glow well beyond the life of the flowers. The skeletons of the plants persist into the winter and the seeds are sought after by juncos and siskins. Anise hyssop is great in combination with grasses and daisies like *Echinacea* and *Rudbeckia*.


nepetoides Z4 yellow 180+ cm x 20 cm ○ July-Sept
 The narrow, little branched, vertical profile of this species is amazing! The flowers are coloured more towards the green side so not very showy but that does not bother the insects (or us) very much! It is the way it stands and dies in the fall, creating a fantastic dynamic with other late summer and fall perennials with its pitch black spikes. These dried stems will persist deep into winter, providing snacks for a variety of birds. Piet Oudolf gave us some seed in 2017 from a form he found and we noticed with even longer and fatter spikes.. NA native.

rugosa
 — 'Alabaster' Z4 white 120 cm x 60 cm ○ July-Aug
 Long-blooming with stiffly vertical spires that add architectural interest to mixed plantings. The green calyces (sepals) will persist for months. A good winter silhouette until siskins and finches tear the dried spires apart when feeding on the seeds. This is the true, vegetatively propagated form.

— 'Korean Zest' Z5 blue 60 cm x 40 cm ○ July-Sept
 A most attractive form with a compact habit and deep violet-blue blossoms along narrow spikes over a long period of time. As a bonus, the nicely scented Korean mint leaves can be added to salads and stews. If you feel like dead-heading in early August, you will push the blossoms into October.

'Purple Haze' Z5 pur-lilac 120 cm x 60 cm ○ July-Aug
 This one traveled back with us from Europe. We picked this cultivar for its widely branched habit and very long spikes. The stems are almost entirely covered with dark purple-lilac flowers of a distinctive shade that we have not encountered before. Great in combination with *Phlox*, *Echinacea* and *Patrinia*.

scrophulariaefolia Z4 pink 160 cm x 50 cm ○ July-Aug
 Pale pink spikes atop tall, branched stems attracting plenty of nectar feeding insects. A good plant for the wilder edge of the garden. Pleasantly scented foliage.



Agastache foeniculum



Agastache nepetoides




Agastache nepetoides
 'Piet's Form'



Agastache rugosa 'Alabaster'



Agastache 'Korean Zest'



Agastache 'Purple Haze'

AGERATINA
altissima
 — 'Chocolate' Z3 white 120 cm x 50 cm ○ ◻ Sept-Oct
 (Syn. *Eupatorium rugosum* 'Chocolate') Popular for the dark, maroon-coloured foliage that retains its colour from spring to fall. The stems on this polite clumper are topped in the fall by dense, flattened corymbs of pure white flowers. A great foliar joe-pye for both large and smaller gardens. **AGM and GPP**



Agastache scrophulariaefolia



Ageratina altissima

AJUGA (*Lamiaceae*) **bugle weed**
incisa **Z6** **blue** **40 cm x 40 cm** **○** **April-May**
 A deciduous bugle weed native to Japan which we are currently trialling in our gardens. We have been successful growing this in rich soil and plenty of sun, where we failed growing this, as suggested, in dappled light. Don't always believe what you read. This plant forms a low mound topped with short spikes which hold long tubular flowers in a pretty blue colour. The incised leaves are about 5 cm long and wide with sharply toothed edges. It easily survived the prolonged 2019 winter. Keep an eye on slugs and snails in the spring time.



Ajuga incisa

ALCEA (*Malvaceae*) **hollyhock**
rugosa **Z5** **yellow** **200 cm x 80 cm** **○** **July-Oct**
 Single, long-blooming, mellow-yellow flowers open up randomly along the sturdy stalks, over an incredibly long period of time. A nicely behaved perennial with deeply cut foliage, it is one of the healthiest growing hollyhocks in our neck of the woods. Some pleasant self-seeding occurs in our gravel garden as well as in our borders. Also great with a weathered cedar fence or wall as a back-drop.



Alcea rugosa

ALCHEMILLA (*Rosaceae*) **lady's mantle** **Europe**
alpina **Z3** **yell-green** **10 cm x 30 cm** **○** **June-July**
 Wonderful foliage with a silver, fuzzy lining, which peeks out along the edges. Compact and densely growing plants that reseed reluctantly. A great plant for edges, rockeries, and those who appreciate the beautiful details in nature.



Alchemilla alpina

epipsila **Z4** **yell-green** **35 cm x 40 cm** **○** **May-July**
 Tough, upright, long blooming and gently self seeding. Lovely in larger groupings. Great as a cut flower and "blending seamlessly into the garden" with its deliciously coloured yellow-green blossoms.



Alchemilla epipsila

erythropoda **Z4** **yell-green** **25 cm x 30 cm** **○** **May-Aug**
 A compact and dense growing species, native to Croatia, Bulgaria and east into northern Turkey, the Caucasus mountains and northern Iran. The wiry flowering stems take on a reddish cast as they start to produce the small, dense clusters of yellow-greenish flowers so typical for the genus. This species makes a great stuffer in rock walls or between stepping stones. It does self-seed somewhat in our gardens, but nothing to worry about. **AGM**

faeroënsis
 — **var. pumila** **Z3** **yell-green** **20 cm x 30 cm** **○** **June-July**
 How many plants do you have in your garden that are native to the Faroe Islands? In this windswept archipelago (about halfway between the northern Scottish coast and Iceland) there are few plants that will tickle your knees. Hugging the ground, this charming lady's mantle is perfect along a sunny pathway, a rockery or in a planter. Tough as nails and then some and a reluctant self seeder.



Alchemilla erythropoda




Alchemilla faeroënsis var. *pumila*

ALLIUM (*Liliaceae*) **ornamental onion**
 The ornamental onions are attractive exclamation marks in the border. Their general ease of cultivation and flexible teaming with neighbouring plants paired with their unusual shape, make them a valuable asset to any planting.


'Ambassador' **Z5** **purple** **100 cm x 30 cm** **○** **June-July**
 The large heads resemble those of *Allium* 'Globemaster' but this selection blooms a bit later in a more saturated purple colour. The leaves are bluish-green.

carinatum
 — **ssp. pulchellum** **Z4** **pink** **45 cm x 10 cm** **○** **July-Aug**
 The flowers form a loose festive sphere and bring a spark to the summer garden. Perfect to scatter around lower grasses like *Nasella tenuissima* and *Sporobolus heterolepis* 'Tara' to bring delightful bursts of colour in mid-summer. Prefers a sandy soil and is also suitable for the rockery. Self seeds in a mild and pleasant manner.

— **f. album** **Z4** **white** **45 cm x 10 cm** **○** **July-Aug**
 A pure white and floriferous charmer.




Allium 'Ambassador'




Allium carinatum ssp. *pulchellum*

- cernuum** Z5 (3) pink 30 cm x 30 cm ○ June-July
BC native. This easy, clumping, onion will love a sunny spot in a well drained soil. Will self-seed.
- **'Album'** Z5 (3) white 30 cm x 30 cm ○ June-July
BC Native. The elegant, white form of our native, pink nodding onion.
- **'Hidcote'** Z5 (3) pink 40 cm x 20 cm ○ June-July
Taller, larger flowered and deeper coloured blossoms plus the addition of purplish blushed flower stems. Quite distinct and elegant. **AGM**
- crisophii** Z4 (3) lilac 45 cm x 20 cm ○ June-July
The large heads display good-sized, star-shaped, silvery-lilac flowers. Another good *Allium* for the garden. Also great as a cut flower. Native to Asia Minor and northern Iran. **AGM** and **GPP**
- cyaneum** Z3 bleu 20 cm x 20 cm ○ July-Aug
Fine, grassy foliage forms compact, dense clumps from which, in mid-summer, small, clear-blue thimbles rise up, slightly above the deep green leaves. A great little onion for the rockery. **AGM**
- flavum** Z5 (3) yellow 30 cm x 20 cm ○ July-Aug
An excellent *Allium*, with nice, glaucous-green foliage. For a dry and sunny location, like at the front of a border or in the rockery. Later blooming, this also exhibits attractive seed heads. Native to Central, Eastern and southern Europe. **AGM**
- **var. minus** Z3 yellow 15 cm x 10 cm ○ July-Aug
A sought after, charming dwarf form, native to Bulgaria.
- 'Globemaster'** Z5 (3) purple 100 cm x 30 cm ○ May-June
Put an onion on steroids and this is the result. Huge, 15 cm flower heads top thick, sturdy, bright green stems. Emerging in late winter, its flat rosettes add interest to the winter and early spring garden. Goes dormant after flowering. To maintain the size of the large flower globes we found it necessary to lift the multiplying bulbs every second fall and space them out. A reliable onion, ready to show year after year.
AGM and **GPP**
- karataviense** Z5 pink 25 cm x 25 cm ○ May-June
Although small in stature, bold foliage and a large, spherical flower head densely packed with dusky rose flowers. Occasionally we also offer the white flowered form, **A. k. 'Ivory Queen'**. **GPP**
- moly** Z5 yellow 25 cm x 25 cm ○ May-June
This golden-yellow flowered onion is a good and easy garden plant that stays put. Clumps of blue-green foliage appear in early spring, giving rise to numerous stems carrying the golden globes in late spring. This plant will soon turn in after blooming and is very effective in the rockery or tucked in between late developing perennials. We occasionally offer the variety **A. m. 'Jeannine'** which often carries multiple flower heads per stem.
- obliquum** Z3 yellow 80 cm x 20 cm ○ May-June
Pale yellow flowers are packed together in round heads atop stiffly upright, slender stems. We have a few different forms, some of which flower in mid to late spring, others in early summer. This onion is subtle in appearance and is especially attractive in a larger grouping. Often emerging as early as February.
- senescens** Z5 (3) lilac 70 cm x 35 cm ○ June-July
A great, midsummer-flowering onion with good, healthy, bright green foliage throughout the growing season. The seed heads remain effective deep into winter. This species grows much more like a perennial plant, developing sizeable clumps with near-surface, rhizome-like bulbs. Single, mature clumps at the nursery produced up to 60 stalks. Impressive indeed. Surprisingly tolerant of dappled light or part sun. Great between lower ornamental grasses. All plants in this group are magnets for bees. This clone and the following selection, have not set viable seeds in our gardens. **AGM**




Allium cernuum 'Album'




Allium cernuum 'Hidcote'



Allium christophii



Allium cyaneum




Allium flavum



Allium flavum var. *minus*




Allium 'Globemaster'




Allium karataviense




Allium karataviense
'Ivory Queen'



Allium moly



Allium obliquum



Allium senescens

- **'Free Spirit Green Blush'** Z5 (3) lilac-green 50 cm x 30 cm ○ ◐ July-Aug
Our own selection, distinct with its green buds surrounded by the purple-pink blossoms, creating a nice two-tone effect. The plants are compact in habit like A.s.'Summer Beauty'.

- **ssp. glaucum** Z3 dark lilac 25 cm x 30 cm ○ Aug-Sept
Also known under the not recognized name of *Allium spirale*. Glaucous-leaved and with a twist. This species forms attractive, compact clumps which will be smothered with 5 cm globular heads come August. Great in the foreground where it will remain attractive from early spring, deep into fall. Will self-seed lightly.

- **'Summer Beauty'** Z5 (3)dark lilac 50 cm x 30 cm ○ ◐ July
Much the same qualities as the species but with darker coloured flowers on shorter plants. Starts blooming about a week and a half later than the species. Does not self-seed.

thunbergii

- **'Ozawa'** Z5 (3)pur-red 40 cm x 10 cm ○ Sept-Oct
Healthy, glossy, dark green foliage, precedes the late summer and fall flowering of this excellent selection of ornamental onion. The small, dense heads have a rich purple-red display. As a bonus, the foliage takes on attractive yellow and orange tones in late fall. The dried heads remain attractive into winter. No self-seeding has occurred in our plantings. Great in combination with smaller and medium-sized grasses, like *Molinia caerulea*, *Sporobolus* and *Schizachyrium scoparium* 'New Wave'.

- ursinum** Z4 white 30 cm x 30 cm ○ April-May
Let me begin by warning you about the strong will of this small but delectable onion to spread by seed, far and wide if left to its own. But for the culinary buffs in the know, the bear garlic is a treasured addition to many dishes in the spring, raw or sautéed, bulb or leaf. Bold lustrous green leaves and clear-white, onion heads come and go in the span of about 3 months. In order to dress up a few sandwiches you might have to let them go (controlled) to seed for a year or two, to build up a small colony. Seedlings take 3 to 4 years to reach flowering size.

- victoralis** Z3 yell-green 50 cm x 30 cm ◐ ● June-July
Planted in groups, the broadly lanceolate leaves sit on short petioles and make an attractive, bold statement in the garden. The leaves remain attractive from early spring through summer, which is a real bonus for *Alliums*. The leaves come up to about 35 cm and in late spring and early summer the typical spherical heads appear, clearing the foliage by about 15 cm. This species prefers a moisture retentive soil and has not shown invasive moves in our gardens. Thanks to Rodney Shaver and Llyn Strelau for sharing this plant with us.

AMSONIA

(Apocynaceae)

bluestar

All of the species listed below make excellent, long-lived, deep rooting, drought tolerant plants in a border or natural garden. Virtually no care is needed and the foliage will carry the plants disease free through the summer and fall.

- elliptica** Z5 blue 40 cm x 40 cm ○ ◐ May-June
A fine species native to Japan and China which we grew from seed we received from Japan. A compact plant with attractive elliptical, bright green foliage, topped in spring with pale blue blossoms. This unusual bluestar deserves to be better known. The whole plant turns a brilliant yellow in the fall. A sunny location in any regular soil.

- 'Blue Ice'** Z4 blue 30 cm – 45 cm x ~ ~ ○ ◐ May
Vivid blue flowers appear in spring on this vigorous hybrid that was originally found at White Flower Farm in CT. Besides the attractively coloured flowers and a smaller size, we find that this selection sends out short rhizomes that form a patch. **GPP**

- hubrichtii** Z5 blue 50 cm - 80 cm x 90 cm ○ ◐ June
An effective foliage plant with narrow, needle-like leaves. The pale, blue flowers cluster at the ends of 50 cm tall stems. Like the two species below, there is a second flush of foliage in mid to late summer, reaching up to 80 cm. Beautiful golden colour in fall. If this plant flops for you, cut it down by about half right after flowering. It will flush out in a short time but mature a lot lower and remain sturdier. **GPP and PPA (2011)**



Allium senescens 'FS Green Blush'



Allium senescens ssp. *glaucum*




Allium senescens 'Summer Beauty'



Allium thunbergii 'Ozawa'



Allium ursinum



Allium victoralis



Amsonia elliptica



Amsonia 'Blue Ice'



Amsonia hubrichtii

ludoviciana **Z6** **blue** **35 cm - 70 cm x 60 cm** **○** **▶** **June**
 The Louisiana bluestar has a limited distribution on gravelly soils, along the southerly Gulf Coast. It performs well in the Pacific Northwest, forming dense, upright clumps with foliage that is pressed upward against the stems, displaying the softly tomentose reverse sides of the leaves which combine nicely with the clusters of star-shaped, pale, blue flowers. Lower in stature than other forms, requiring support.



Amsonia ludoviciana

orientalis **Z5** **blue** **50 cm x 40 cm** **○** **May-June**
 Syn. *Rhazya orientalis*. Although looking very much like one of our N. American bluestars, this species is native to Turkey. Narrow, willowy foliage along purple-blue coloured, upright stems. The soft blue flowers are the largest in the group and open up from purple-blue buds. Strangely absent from gardens despite its smaller size, longevity and no need for maintenance of any kind but a clip to the ground in late winter.



Amsonia orientalis

tabernaemontana **Z5** **blue** **50 cm - 90 cm x 90 cm** **○** **▶** **June**
 Grayish-blue flowers develop on initially short stems before the plants mature over summer. The lush, willowy foliage of the common bluestar provides a trouble-free backdrop for summer-flowering perennials. In wetter corners of the province, a midsummer pruning can be administered to keep the height at the desired level and the plants dense and bushy. **GPP**



Amsonia tabernaemontana



Anaphalis margaritacea 'Shelleligan Pass'

ANAPHALIS (**Asteraceae**) **pearly everlasting**
margaritacea
 — 'Shelleligan Pass' **Z3** **white** **45 cm x ~** **○** **▶** **July-Sept**
 I noticed this native herb while on a hike with Piet Oudolf, along the Shelleligan Pass trail on Quadra Island, BC. In a small forest clearing, this pearly everlasting stood out from surrounding namesakes because of its narrower leaves and decidedly more silvery gray hue. A vigorous plant, it's suitable for a wilder corner of the garden where its stoloniferous habit can be tolerated. The papery, silver-white flowers will persist deep into fall. Excellent plant for dry slopes.

ANDROSACE
sempervivoides **Z5** **white/pink** **5 cm x ~** **○** **▶** **May**
 The small, succulent rosettes slowly form a dense, evergreen, neatly textured, ground-hugging carpet. Best in full sun to part sun but not too dry. The tiny flowers open up white and develop a pink eye which turns yellow as they age. The latter is a typical feature of the Androsace's. **AGM**



Androsace sempervivoides

ANEMONE (**Ranunculaceae**) **windflower**
 One of our cherished genera, with its beautiful and appropriate common name. There is room for *Anemone* in any garden.
appenina
 — **var. albiflora** **Z4 (3)** **blue-white** **20 cm x 30 cm** **○** **▶** **March-May**
 A lovely species that is the earliest of the spring blooming anemones to come to life. Emerging with maroon flushed foliage, topped in March with small, fairy-like, nodding bells, flushed pale blue on the outside and pure white on the inside. The flowers move in the slightest breeze and last relatively long, for up to 3 weeks. The plant goes dormant to its stony, warty roots pretty soon after this display. Does not seem to be affected by summer dryness but will not appreciate wet feet during the winter months.
 — '**Petrovaç**' **Z4 (3)** **blue** **20 cm x 30 cm** **○** **▶** **March-May**
 Brilliant blue blossoms create a fine display in our garden at the fringe of a patch of *Asarum europaeum*. The long blooming time, narrow petals, white stamens and slightly smaller flowers set it apart from *Anemone blanda*. Superb.



Anemone appenina var. *albiflora*




Anemone appenina 'Petrovaç'

blanda

- **var. scynthinica** Z6 blue-white 10 cm x 20 cm ○ April
We are excited to offer our own, seed grown bulbs of this fine species, native to N. Kurdistan. The flowers are quite similar to *A. appenina* but larger and up-facing. A soft blue exterior and pure white interior centered with a golden cluster of stamens. There are some solid blue coloured forms in this crop. Attractive in the rockery or a gritty, sandy soil in the garden or alley. More compact than *A. blanda* and much less vigorous too.

x hybrida fall anemone


- Gardener, beware! Under the right conditions, these delightful fall charmers can become an overwhelming addition to your garden. We advise against planting these after mid October in zones 6 and lower, since early soil cooling prevents the plants from establishing and they often don't survive the winter.
- **'Great Dixter'** Z4 pink 160 cm x ~ ~ ~ ○ ● Aug-Oct
If you would like to own a piece of a plant that originates from the late Christopher Lloyd's Great Dixter garden, this is a fine choice. This hybrid was never named by Christopher but is a profuse, long blooming flowerer with nicely shaped good pink flowers atop densely branched stems. The attractive seed heads add value to the fall and early winter garden. This hybrid will live on forever. Vigorous.
 - **'Honorine Jobert'** Z4 white 160 cm x ~ ~ ~ ○ ● Aug-Oct
A good, old variety and a vigorous grower. Beautiful boss of yellow stamens. Outstanding, simple, pristine elegance in the late summer and fall garden. **AGM, PPA (2016)**
 - **'Ouverture'** Z4 lilac-rose 100 cm x ~ ~ ~ ○ ● July-Sept
A pretty introduction from the G. Arends nursery in Germany. The earliest of the fall anemones to flower. Smothering the plant from mid July are relatively small, woolly-looking flowers with nicely placed petals. The only fall anemone in our garden that effectively develops the rounded seed bolls that explode into silver fluff by October.
 - **'Pamina'** Z4 pink 100 cm x ~ ~ ~ ○ ● Aug-Oct
An elegant plant and the slowest growing in this group. Nicely-placed petals in two rows. A definite improvement over 'Prinz Heinrich'. **AGM**
 - **'September Charm'** Z4 pink 120 cm x ~ ~ ~ ○ ● Sept-Oct
This subterranean rambler will provide you with a workout in a relatively short time. A prolific flowering cultivar with rapidly spreading roots. Plant only where it is enclosed by a pathway or lawn or let it roam freely along the woodland edge. **AGM**
 - **'Wirbelwind'** Z4 white 100 cm x ~ ~ ~ ○ ● Aug-Oct
Also known as 'Whirlwind', the flowers consist of a neatly arranged, double row of petals, centered with a golden boss of stamens. As with the other fall anemones, the flowers face sideways. Moderate spreading tendencies. Nicely upright and a good companion for *Eupatorium*, *Phlox*, *Sanguisorba* etc.
- ## **leveillei** Z5 white 80 cm x 40 cm ○ ● June-Aug
- This anemone is quite similar to *A. rivularis*, with its white petals with lilac undersides, but *A. leveillei* has gray stamens, rather than blue, is more robust, and is more branching. The result is more flowers and a longer blooming season. Self-seeds abundantly in our garden.
- ## **x lipsiensis** Z4 (3) sulfur 15 cm x ~ ~ ~ ● ● April-May
- (Syn. *A. seemanii*.) A natural cross between the white-flowered *A. nemorosa* and the buttercup yellow-flowered *A. ranunculoides* has resulted in this delightful hybrid with five sulphur-coloured petals and a boss of deep yellow stamens. It's a bit smaller in stature and usually one of the first within this group to come into bloom in our garden. See *A. nemorosa* for application in the garden and cultural requirements.
- **7 petalled form** Z4 sulphur 15 cm x ~ ~ ~ ● ● April-May
Most flowers display one or two extra petals, resulting, although subtly, in a fuller and finer display. This *A. x lipsiensis* hybrid also flowers a little later (about 7 to 10 days) than the above. The same attractive Easter chick yellow flowers.



Anemone blanda
var. *scynthinica*



Anemone x hybrida
'Great Dixter'



Anemone x hybrida
'Honorine Jobert'




Anemone x hybrida
'Ouverture'



Anemone x hybrida
'Pamina'



Anemone x hybrida
'September Charm'




Anemone x hybrida
'Wirbelwind'



Anemone leveillei



Anemone x lipsiensis



Anemone x lipsiensis
7 petalled form




Anemone lipsiensis
'Vindobonensis'

- **'Vindobonensis'** Z4 sulphur 15 cm x ~ **April-May**
Large, creamy-yellow flowers, blooming earlier than most wood anemones. Very profuse. Red-flushed emerging foliage.


nemorosa woodland anemone C. & E. Europe

These charming and effective woodland plants add great colour to the spring garden and incite gardener's spring fever. The flowers open soon after the sun warms their buds and they will quickly close when clouds roll in. Given some time, they form nice trouble-free patches under deciduous shrubs and trees, in between rhododendrons, ferns, *Helleborus*, etc. All forms prefer a moisture-retentive soil. The plants go dormant by midsummer, especially if the soil is allowed to dry out. They thrive with a helping of leaf mould once a year, applied in fall, spread over their shallow root system. **GPP for all.**


- **(the species)** Z4 white 15 cm x ~ **April-May**
We grew this original form from seed and have been propagating it since by way of division. Although the flowers are small to medium in size, this prolifically blooming and vigorous strain is another happy harbinger of spring.
- **'Allenii'** Z4 (3) blue 15 cm x ~ **April-May**
Beautiful, prolific flowering variety, forming nice patches at a moderate rate of growth. The colour is a deep lavender-blue, especially on cool, sunny days. **AGM**
- **'Blue Bonnet'** Z4 (3) blue 20 cm x ~ **April-May**
So far this is the bluest of the blues in our *A. nemorosa* collection. The rounded to pointed, more or less linear-looking petals are lovely against the yellow boss of stamens. The deep green foliage is more slender than that of the species. One of the latest-blooming varieties, it is teamed up with a nice clump of *Erythronium tuolumnense* 'Pagoda' in our garden.
- **'Blue Eyes'** Z4 white-blue 25 cm x ~ **April-May**
A charming form with semi-double, white flowers and a distinct blue center.
- **'Bracteata Pleniflora'** Z4 (3) white 25 cm x ~ **April-May**
A ruff of green and white sepals forms the backdrop for a perfect, double row of narrow petals. The stalks of the sepals acquire a midnight-blue colour, which extends the plant's ornamental value beyond flowering. A very attractive, long-blooming selection.
- **'Hilda'** Z4 (3) white 10 cm x ~ **April-May**
Small-flowered but oh so charming, with its perfect double row of small, narrow, pointy petals surrounding the yellow center. This is the most diminutive woodland anemone in our collection.
- **'Leeds' Variety'** Z4 (3) white 25 cm x ~ **April-May**
Large, single, white flowers have overlapping petals with a slightly ruffled edge. Very different, elegant and festive in our woodland.
- **'Lychette'** Z4 (3) white 25 cm x ~ **April-May**
Single large flowers on this vigorous clone are displayed in early spring above a carpet of deeply-cut, soft green foliage.
- **Pale blue form** Z4 (3) blue 15 cm x ~ **April-May**
Some lilac colouring on the outside of the petals. Large flowers.
- **'Robinsoniana'** Z4 (3) blue 25 cm x ~ **April-May**
This robust grower has a fuller boss of stamens and pretty, soft lavender-blue flowers. **AGM**
- **'Stars in the Night'** Z4 (3) white 15 cm x ~ **April-May**
Introduced by Urs Baltensberger from edelweissperennials.com who found it in the wilds in Switzerland. This form emerges early in the season with dark purple-brown growth on top of which the white flowers stand out beautifully. The leaves will fade to green as the spring progresses.
- **'Vestal'** Z4 (3) white 25 cm x ~ **April-May**
The stamens in the center of the flowers are transformed into small petals, creating a pompom-like effect. Long-blooming and a compact growth. **AGM**




Anemone nemorosa




Anemone nemorosa
'Allenii'




Anemone nemorosa
'Blue Bonnet'



Anemone nemorosa
'Blue Eyes'




Anemone nemorosa
'Bracteata Pleniflora'




Anemone nemorosa
'Hilda'




Anemone nemorosa
'Leeds' Variety'




Anemone nemorosa
'Lychette'




Anemone nemorosa
pale blue form



Anemone nemorosa
'Robinsoniana'



Anemone nemorosa
'Stars in the Night'



Anemone nemorosa
'Vestal'

- **'Virescens'** **Z4 (3) green 25 cm x ~** **▷●** **April-May**
This oddity exhibits narrow, incised, leafy bracts that transform the flower into a dense, long-lasting, textural mop. Some of the bracts develop a thin, reddish-brown lining. Effective in leafy combinations with *Helleborus*, *Trillium* and ferns. **AGM**

- **'Wyatt's Pink'** **Z4 (3) pink 25 cm x ~** **▷●** **April-May**
Although initially received under this name from a reputable source, we suspect this to be 'Amy Doncaster' since the colouring develops the wrong way around: opening white to palest pink and fading to a deep, mottled, rosy-red colour. Petals of 'Wyatt's Pink' are supposed to develop in the reverse colour scheme. Enlighten us!

- ranunculoides** **Z4 (3) yellow 20 cm x ~** **▷●** **April-May**
Bright green, trifoliolate, more deeply incised and finer-textured foliage than forms of *A. nemorosa*. Bright golden-yellow flowers will delight you in spring. Same growing conditions as for *A. nemorosa*. **AGM**

- **'Pleniflora'** **Z4 (3) yellow 20 cm x ~** **▷●** **April-May**
A rarely encountered form with finely textured, dark green foliage. The flowers are a happy golden-yellow with a nicely spaced double row of petals. Same growing conditions as for *A. nemorosa*. Also recedes after flowering. **AGM**

- rivularis** **Z6 white 80 cm x 40 cm** **○▷** **June-July**
This Himalayan species is similar to *A. leveillei* but shorter-blooming and not as hardy. I believe *A. rivularis* to be a finer species, however, with its exquisite combination of blue stamens backed by pure white petals with lilac colouring on the reverse.

- stolonifera** **Z5 (3) white 10 cm x 30 cm** **▷●** **April-July**
Rare in the trade, this woodland anemone, native to N.E. China, Taiwan, Japan and Korea is really cute. It forms a low, slowly spreading plant with trifoliolate, grass-green, deeply cut leaves. The 1 cm small, pure white flowers appear at the ends of branched stems and are up-facing. It's only small but flowers for a very long time, sometimes intermittently into October! Prefers a fairly rich soil in bright woodland conditions

- **'Flore Plena'** **Z5 (3) white 10 cm x 30 cm** **▷●** **April-July**
Fully double flowers grace this little charmer.

- sylvestris** **snowdrop anemone**
- **'Elise Fellman'** **Z2 white 35 cm x ~** **○▷** **May-Aug**
This is also known as *A. sylvestris* 'Flore Pleno' and, although an old variety, has almost been lost in cultivation. A pompon-like center of beautifully arranged, densely packed, petaloid stamens is nicely set against a whorl of full-sized, overlapping petals. The blooms outlast the single-flowered form by a long shot and, as with the following form, it produces flowers off and on throughout summer after its initial flush. Although we favour flowers that show "the works," this *Anemone* is a charmer.

- **'Macrantha'** **Z2 white 35 cm x ~** **○▷** **May-Aug**
A vigorously spreading *Anemone* for the wilder part of the border or woodland edge. Semi-nodding, pristine white flowers are centered with a yellow boss of stamens. If flowering tapers off over the years, dig and re-plant. Prefers some lime.

- trifolia** **Z4 (3) white 25 cm x ~** **▷●** **May-June**
A personal favourite, this densely but slowly spreading woodland anemone is native to the Balkans. It behaves a lot like *A. nemorosa* and its cultivars, preferring similar conditions, but there are a few significant differences. The trifoliolate leaflets are a rich, dark green and thicker, but it truly sets itself apart in the way it carries its flowers: up-facing. The blooms are pure and shimmering white, with a neatly arranged boss of gray-white stamens. It also starts to flower later and the individual flowers last longer. As a bonus, the foliage does not die back after blooming, provided the soil does not dry out. Attractive with *Epimedium x rubrum* 'Sweetheart', *Adiantum aleuticum* 'Imbricatum', *Pulmonaria* 'Bertram Anderson' and *Omphalodes cappadocica* 'Cherry Ingram'.


- virginiana** **Z4 white 120 cm x 40 cm** **○▷** **June-July**
We have wondered for a while if this was *A. cylindrica* but are confident now we are dealing with a separate species. The petals are a bit wider and not curled in along the edges, thus appearing slightly larger. It develops the same magnificent cylindrical seed heads, great in late summer and fall flower arrangements. Self-seeds moderately.



Anemone nemorosa
'Virescens'



Anemone nemorosa
'Wyatt's Pink'



Anemone ranunculoides



Anemone ranunculoides
'Pleniflora'




Anemone rivularis




Anemone stolonifera



Anemone stolonifera
'Flore Plena'



Anemone sylvestris
'Elise Fellman'



Anemone sylvestris
'Macrantha'




Anemone trifolia



Anemone virginiana

'Wild Swan' Z6 white 60 cm x 60 cm ○▶ May-Oct
 This is turning out to be another, "near perfect" plant. We have grown this selection for over seven years now and have been duly impressed! A. 'Wild Swan' does not seem to run, has truly lovely flowers in an incredible combination of soft-blue on the exterior of the petals and a pure white interior studded with a full crown of golden-yellow stamens. It makes for a superb cut flower and its super-season of bloom, combined with a non-flopping habit, take the cake. True potential to become a new garden classic. Bred by Elizabeth MacGregor Nursery in Galloway, Scotland. Plant of the year at the Chelsea Flower Show 2011.

We have trialled a few other selections from Elizabeth: A. 'Elfin Swan', a slightly shorter form with similar qualities and A. 'Ruffled Swan', a form with ruffled petals and a decidedly stronger constitution. If A. 'Wild Swan' failed in your garden for some dark and mysterious reason, this selection is likely to make it. A bit more vigorous compared to A. 'Wild Swan' as well but still not invasive.



Anemone x 'Elfin Swan'



Anemone x 'Ruffled Swan'




Anemone x 'Wild Swan'

ANEMONELLA (*Ranunculaceae*) rue anemone
thalictroides Z5 (3) white 20 cm x 25 cm ○▶ Mar-April

This wonderfully dainty spring messenger is native to woodlands in Eastern USA. Excellent with *Helleborus*, *Hepatica*, *Cyclamen* and *Epimedium*, it requires a moisture-retentive, compost-amended soil in the spring. These plants will often retreat in midsummer as the woodland soil dries out, pulling back to their watery, tuber-like roots. Be sure not to dig them up inadvertently. We find *Anemonella* perfectly suited to growing at the base of deciduous shrubs like *Fothergilla*, *Acer palmatum* and shrubby peonies; they are shaded in the summer and at the same time enjoy a drier period, being nestled in between the roots of these shrubs. We offer a number of different forms that are decidedly slower growing, including A. t. 'Diamant' (similar to 'Oscar Schoaf' but pure white), A. t. 'Betty Blake' (green flowered), A. t. 'Oscar Schoaf' (fully double mauve-pink with evenly placed pointed petals), A. t. 'Flore Pleno' (a full ruff of petals surrounding the yellow, staminoid center) and a lovely form of A. *thalictroides* 'Rosea' (with single, deep-pink flowers).



Anemonella thalictroides



Anemonella thalictroides
'Betty Blake'




Anemonella thalictroides
'Diamant'

ANEMONOPSIS (*Ranunculaceae*)
macrophylla Z5 lilac 60 cm x 40 cm ▶● July-Aug


One of the holy grails for shade gardeners. If you have a humus-rich, moisture-retentive, but well-draining soil (don't we all?) and a wind-protected, sheltered spot in dappled light in your woodland garden, give this extraordinary Japanese native a try. The flowers are lavender-lilac in colour, fleshy to the touch and look like elegant ballerina dresses dangling down from open-branched, dark-coloured stems. Great with ferns, *Molina caerulea* and smaller hostas. Oh, and don't forget the slugs in springtime!

— 'Alba' Z5 white 60 cm x 40 cm ▶● July-Aug
 We have grown these from seed from a trusted source and the first, pure white flowers appeared in late summer 2018. The plants offered are divisions of identified white flowered stock. Exquisite!

— 'Pleniflora' Z5 lilac 60 cm x 40 cm ▶● July-Aug
 We grew this rare double flowered form from seed. An exercise in patience but they have come true and are now propagated by division. The wax-like double flowers with the lilac hue are posted with an image on our Instagram page.



Anemonopsis thalictroides
'Flore Pleno'




Anemonopsis thalictroides
'Oscar Schoaf'




Anemonopsis thalictroides
'Rosea'

ANGELICA (*Apiaceae*)


Most *Angelica* species are biennial or short-lived perennials, but if they're planted in the right conditions and you let the plants develop seed and don't disturb the soil, you will very likely find enough seedlings in the spring to even give some to your gardening friends. Keep in mind that *Angelica* needs at least a year to bulk up its roots and foliage in order to produce those tall, energy-draining, architectural flower stalks.



Anemonopsis macrophylla



Anemonopsis macrophylla
'Alba'



Anemonopsis macrophylla
'Pleniflora'

gigas **Z5 (3) burgundy** **180 cm x 90 cm** **○** **Aug-Sept**
 Biennial. Spectacular, dark, burgundy-red flowers on tall stems make a statement in your perennial border. The flowers attract a fascinating array of flies and wasps. Usually reseeds reluctantly to provide for a new generation. It's important though, to make sure the young seedlings are not inadvertently discarded in early spring. They look like two small, opposite, grassy-green blades, spreading horizontally from a tiny white stem marked with red.



Angelica gigas



Angelica sylvestris 'Vicar's Mead'

sylvestris
 — **'Vicar's Mead'** **Z5 white-pink** **150 cm x 70 cm** **○** **June-July**
 Also short-lived, this variety will flower as soon as it has bulked up enough reserves; the length of time depends on the fertility of the soil. Usually after two or three years, a strong, polished, mahogany-coloured stalk will push up through the burgundy-brown mound of foliage. The white, pink blushed umbels that form at the ends of the branched stems, are up to 10 cm across. Self-seeding occurs in moderate numbers in our gardens. Take the same care with the seedlings as for *A. gigas*. Young offspring are easy to recognize by the burgundy tinged leaves.

ANTENNARIA (**Asteraceae**) **pussy toes**
microphylla **Z4 whi-pink** **25 cm x ~** **○** **May**
 A particularly attractive form, collected near Princeton BC with silvery, spoon-shaped foliage forming a low, dense, evergreen mat from which rise in spring the nodding buds which will straighten up, displaying white papery buds surrounded with a darker reddish pink blush. Excellent performer in our gravel garden. Low care, little water, good looks.




Antennaria microphylla

ANTHEMIS (**Asteraceae**) **chamomile**
 If your garden is on a heavy feeding program or harbours heavy or waterlogged soils, forget about these *Anthemis* varieties, because they perform and look their best in quite lean, well-draining soils with plenty of sun. A regular removal of spent flowers through the season will keep this plant in flower until the first frosts.

tinctoria
 — **'E.C. Buxton'** **Z4 yellow** **70 cm x 90 cm** **○** **June-Oct**
 The real thing. Daisy-like, pale yellow flowers smother the plant from June until the frost. If you live in an area with high annual rainfall, clip it back to about 10-15 cm before the end of September for optimal performance. **AGM**
 — **'Sauce Hollandaise'** **Z4 yellow** **80 cm x 90 cm** **○** **June-Oct**
 A cream-coloured variety with the same effortless flowering traits. If you live in an area with high precipitation, use the same treatment as for 'E.C. Buxton'.



Anthemis tinctoria 'E.C. Buxton'



Anthemis tinctoria 'Sauce Hollandaise'

ANTHERICUM (**Liliaceae**) **Europe**
ramosum **Z4 white** **70 cm x 40 cm** **○** **June-July**
 Many small white flowers are carried atop thin, airy stems. This plant thrives in a well-draining soil and is best used in groups. Allow it to mingle with low groundcovers like, *Alchemilla epipsila*, *Chamaemelum*, *Geranium dalmaticum*, *Thymus*, etc.



Anthericum ramosum

ANTHRISCUS (**Apiaceae**) **cow-parsley** **W. Europe**
sylvestris
 — **'Ravenswing'** **Z3 white** **100 cm x 45 cm** **○** **May-June**
 The slaty, mahogany-coloured mound of foliage gives rise to an open framework of stems supporting umbels of lacy, bright white flowers in early spring. Teams up well with *Aquilegia* 'Ruby Port' and *Sanguisorba menziesii*. Since this form is raised from seed, we make sure to only offer those with the darkest leaves.



Anthriscus sylvestris 'Ravenswing'

AQUILEGIA (**Ranunculaceae**) **columbine**
 Columbines are easy, hardy, border dwellers that will tolerate a fair bit of shade and can survive summer drought by losing all greenery, surviving only on their fleshy, deep-rooting rootstock. Columbines hybridize and reseed easily, so to keep your plantings pure, make sure to remove "cheap imitation" seedlings as soon as they appear around your prized specimens.

'Blue Barlow' Z3 blue 80 cm x 40 cm ○▶ May-June

Fully double midnight-blue flowers cluster together atop tall stems.

buergeriana Z4 yel-bur 60 cm x 30 cm ○▶ May-June

Large, long spurred flowers in an unusual colour combination of yellow and chestnut brown. Comes true from seed. Attractive with *Beesia* and *Saruma* as well as wild gingers.

formosa Z3 orange 100 cm x 40 cm ○▶ May-June

This native columbine will charm any gardener with its dainty appearance. Since the deep-orange flowers are not clustered together, but widely spaced along the wiry, elegant stems, the colour effect is far from what you might expect and it blends easily with other plants. Very effective with *Rodgersia*, *Luzula luzuloides* and *Aruncus*.

hybrids Z3 mixed col. 60 cm x 40 cm ○▶ May-June

Blues, whites and pinks make up the mix. Come to the nursery to pick your favourite.

vulgaris

— **'Ruby Port'** Z3 red 80 cm x 40 cm ○▶ May-June

A sturdy columbine with clusters of double, semi-nodding, dark red flowers.

ARALIA (Araliaceae) elk clover W. North America

cachemiriana Z5 white 150 cm x 150 cm ○▶ June-Sept

We originally found this at the "late" Cusheon Creek nursery on Salt Spring Island in the early 2000's and it has puzzled us and visitors to the nursery ever since. It stays quite a bit lower than the following species, has sparser but bold foliage, similar clusters of white fluffy flowers but red fruit in the fall. We can not find any reference on this anywhere. We grew this in a container for many years with great success.

californica Z5 white 225 cm x 180 cm ○▶ Aug-Sept

One of the perennial giants that creates an elegant tropical effect with its large, compound foliage. Large, rounded panicles are dotted with starry clusters of small, greenish-white flowers, followed by black berries. Moisture-retentive, rich soil is key to achieve a tantalizing size.

smithii Z5 white 225 cm x 180 cm ○▶ July-Aug

As robust and impressive as *A. californica* and very similar in most aspects. We believe the leaflets to be a tad larger and more irregularly toothed along the edges.

ARISAEMA (Araceae) dragon arum

ciliata Z6 pur-brown 100 cm x 40 cm ▶● June

Similar leaf shape to *A. consanguineum* but the leaves are smaller in size. The flowers are attractively striped, purple-brown and cream. The flowers don't last as long and the fruit clusters that follow are smaller and don't persist into early winter. The plants usually tend to collapse by the end of summer. This species is just a really good "Jack the box" as it suddenly pops up between the branches of *Enkianthus perulatus*, creating a brief but stunning display.

consanguineum Z5 green 130 cm x 90 cm ▶● June

Dragon arum forms a whorl of long, narrow leaflets standing like an umbrella atop a single stem. Each leaflet is about 30 cm long and tapers down into a long pendulous thread. The flower of this northern Vietnamese species appears about two-thirds of the way up the stem and is greenish in colour, sometimes with purple or brownish markings. The spectacular fruit, a triangular cluster of berries changing from emerald green to glossy, orange-red, persists deep into winter. A very tropical looking but hardy arum for a rich, evenly moist soil. Be mindful of its location, it is late to emerge! **GPP**

— **'Silver Seas'** Z5 green 130 cm x 90 cm ▶● June

Just when you are ready to give up in early June, there it is, Bigger and better than the previous year with formidable ground breaking energy. By now the bud pushing up is fist-sized and from it unfolds an incredible silver leaved, shredded umbrella. Impressive, bold, architectural, fantastic, rare, expensive. We sell smaller offsets (and sometimes a bigger one) in our collector's corner.



Aquilegia 'Blue Barlow'



Aquilegia buergeriana



Aquilegia formosa




Aquilegia hybrids




Aquilegia vulgaris 'Ruby Port'



Aralia cachemiriana



Aralia californica



Aralia smithii



Arisaema ciliata



Arisaema consanguineum




Arisaema consanguineum 'Silver Seas'


flavum Z5 yellow 60 cm x 30 cm ◻●● May
 Hardy and easy to grow, this self-pollinating arum features small, yellow, tubby flowers that are followed by copious amounts of seed. The attractive pedatisect leaves radiate in a fan from the petiole. Effective naturalizer in the woodland.

ringens Z6 green or pur 70 cm x 80 cm ◻●● June
 Large trifoliolate leaves with a shiny surface present a spectacular and bold presence in the woodland. Showy from mid spring to late summer. Keep your eyes open in late spring for the hooded flowers which appear close to the ground and vary in colour from green to purple-black. Sometimes a fruit cluster with orange-red berries will ripen in the fall. Best looking specimens develop in moisture retentive organically rich soils. Great around maiden hair fern and other eye candy like *Podophyllum* x 'Spotty Dotty' and *Polygonatum* x *hybridum* 'Betberg'. **GPP**


triphylllum Z4 green or pur 40 cm x 30 cm ◻●● May
 Native to eastern North America, jack-in-the-pulpit makes a fine woodland plant that is quite easy to settle in the shade of deciduous shrubs or trees. Rich, moisture-retentive soil can make for impressive specimens, up to almost double the above-mentioned height. If conditions are right, this jack will happily self-sow. Our plants vary in colour from shades of green to purple. If you like a specific colour it is best to visit during blooming time. **GPP**



Arisaema flavum



Arisaema ringens



Arisaema triphyllum

ARUM (Araceae)

italicum Europe
 — 'Marmoratum' Z6 30 cm x 35 cm ◻●● May-June
 The spear-shaped, marbled leaves add great interest to the winter garden. They appear in early fall and develop over fall, winter and spring into a lush mound of lusty foliage through which the creamy white spathes emerge in mid spring. The spadix develops over the course of the summer, bearing brilliant orange candles of berries. By the time the berries are ripe, the leaves have totally disappeared, which shows the fruit off nicely. In early fall the new foliage returns. **AGM**



Arum italicum 'Marmoratum' fruit



Arum italicum 'Marmoratum' foliage

ARUNCUS (Rosaceae) goats beard

aethusifolius Z4 (3) white 25 cm x 30 cm ◻●● June-July
 Native to Korea and Japan, this forms small, compact clumps with finely textured foliage topped in early summer with white plumes, not unlike a mini *Astilbe*.
AGM and GPP

— 'Noble Spirit' Z3 white 25 cm x 30 cm ◻●● June-July
 Very similar to the species but we find this selection a tad finer in appearance. It displays a beautiful shade of green in the spring when the leaves flush out and the foliage colours reliably orange-red in dryish sun and part-sun locations.

dioicus Z3 white 200 cm x 150 cm ◻●● June-July
 Tall and impressive BC native, for the sun or shade garden. Grows at a tremendous rate during spring, rushing into bloom but maintaining good stature throughout summer and fall. Native to North America (including BC), Europe and Eastern Siberia. **GPP**

— 'Kneiffii' Z3 white 90 cm x 80 cm ◻●● June-July
 The finely textured compound leaves develop elegant twists in shady locations

— var. **subrotundus** Z4 white 90 cm x 80 cm ◻●● June-July
 This species was generously shared with us by UBC. This clone originated in Japan and we noticed it in the UBC garden for its dense and lush foliar presence combined with a short and upright stature. It is a real work horse in the garden and so well behaved! Tightly clumping, no self seeding, no flopping, tolerant of various light conditions and not picky about soil. Usable in small groups or larger drifts. The creamy white flowers stand on firm stems in open plumes above the pleasantly coarse foliage.


'Horatio' Z3 white 130 cm x 80 cm ◻●● June-July
 This is an incredibly elegant goats beard, The stalks rise up well above the foliage and the horizontally branched racemes stretch out like a Balinese dancer's fingers — very handsome indeed. Pagels origin.




Aruncus aethusifolius




Aruncus aethusifolius
 'Noble Spirit' fall colour




Aruncus dioicus



Aruncus dioicus
 'Kneiffii'



Aruncus dioicus
 var *subrotundus*



Aruncus 'Horatio'

'Johannifest' Z3 white 90 cm x 65 cm ○▷● June-July

Shorter in stature and the "fingers" point more stiffly upwards, but this is a well-balanced, nice dancer as well. Pagels origin.

'Liz's Goat' Z3 white 130 cm x 90 cm ○▷● June-July

I noticed this good looking variant in a group of regular goats beards in the garden of our dear friends Liz and Bill. A piece was generously shared and has established nicely in our woodland. A well-balanced, leafy, upright plant with a much finer texture than the species. The flower-spikes are much shorter creamy white plumes in early summer. This is an especially good foliage plant, with a healthy bush-like form that is effective throughout the fall. Under dry and more sun exposed conditions, muted, yellow and orange fall colours will be displayed.

'Woldemar Meier' Z3 white 50 cm x 45 cm ▷● June-July

One of the finest textures in the spring garden with a beautiful copper coloured glow on the developing foliage. With the toughness of our native goats-beard but the size of a medium *Astilbe*, this Ernst Pagels introduction will be sure to endear you with its stiffly upright, frothy white plumes.. It may be combined in the garden with *Clematis tubulosa*, *Hydrangea serrata* 'Beni' and *Disporum cantoniense* 'Night Heron'.



Aruncus 'Johannifest'



Aruncus 'Liz's Goat'

ASARUM (*Aristolochiaceae*) wild ginger

caudatum Z5 (3) red 15 cm x ~ ▷● April-May

The BC native ginger can be found in shaded woods (even deep shade) and sometimes forms an extensive groundcover. Spreads quite rapidly once established and emits a great ginger-like fragrance when you crush a leaf. **GPP**

— **'Winterwood Variegated'** Z5 (3) red 15 cm x ~ ▷● April-May

This western north American native went to the garden of Don Schofield, "Winterwood" on Mount Tomah in the Blue Mountains (AU) and returned with Lyle Courtice to be included in his wildly variegated collection. Marked with irregular creamy-white flecks it forms a lively ground cover in remarkably dry shade. Especially prominent in winter time. A good grower and since the variegation doesn't mark each and every leaf, easy to blend into even a tranquil woodland setting. Keep your eyes open for any leaves reverting to solid green. It is best these get removed asap. If a green leaved side shoot appears, uncover the shallow rhizome and tear the entire piece with green leaves right of the main root while holding the main root in place.

europaeum Z4 (3) brown 15 cm x 30 cm ▷● April-May

Glossy, rounded foliage makes this especially noticeable in winter and early spring. Will grow in even the darkest shade. A slow clumper with interesting flowers at an ant's-eye level. When planted in proper densities this is an exceptional groundcover. Superb plantings of this species can be enjoyed at the exceptional Louisiana Museum in Humlebaek, Denmark. **AGM and GPP**



Aruncus 'Woldemar Meier'



Asarum caudatum



Asarum caudatum 'Winterwood Variegated'



Asarum europaeum

ASCLEPIAS (*Asclepiadaceae*) milkweed / swallow-wort N. America

incarnata Z4 rose 120 cm x 80 cm ○ July-Sept

The common name 'swamp milkweed' is indicative for the placement in the garden. Too dry a location will lead to failure. Attractive to a variety of pollinators including the infrequently sighted Monarch butterfly on our west coast. The adults of this butterfly like to feed on the nectar while their teenage kids eat your plant down to the bones. You've got to love them all.

— **'Iceballet'** Z4 white 120 cm x 80 cm ○ July-Sept

This sturdy milkweed displays flattened clusters of clear white flowers, followed by interesting seedpods that resemble a bouquet of kingfisher's bills. The seedpods turn from green to black, splitting open along the edges to spill their silky, white tailed, brown seeds.



Asclepias incarnata



Asclepias incarnata 'Ice Ballet'

tuberosa **Z4** **orange** **50 cm x 50 cm** **○** **June-Aug**

This is the “official” feed plant for the larvae of the Monarch butterfly. Even though these butterflies are not a common occurrence in BC (check their sighting locations on line with E-fauna BC) you will find other species of butterflies and a plethora of other insects feed on the brilliant coloured blossoms. The instructions to grow this species well are virtually the opposite of those for its sisters above. It will only survive in your garden at the coast here if you allow it to “fry” in the sun in well draining, lean soil, spared from irrigation systems. We sometimes offer a form named **A. t. ‘Hello Yellow’** with yellow-peach coloured blossoms.



Asclepias tuberosa



Asclepias tuberosa 'Hello Yellow'

ASPHODELINE (**Liliaceae**) **jacobs-rod** **Mediterranean**
lutea **Z6** **yellow** **100 cm x 60 cm** **○** **May-June**

This surprising lily relative displays great, dense, spidery clumps of healthy, fleshy, evergreen foliage, giving rise to tall spikes, clothed with lemon-yellow flowers in mid to late spring. Goes dormant for a brief period after blooming, only to reappear again by mid August so it can bulk up with foliage for winter. Best for a sandy soil that drains well in the winter.



Asphodeline lutea



Aster ageratoides 'Tiny Theo'

ASTER (**Asteraceae**) **aster, michaelmas daisy**

There has been a bit of an upset in the last string of years in the genus Aster and a variety of research on the genus has resulted in a number of changes. Since these new names are now permeating the internet and are becoming more common in articles and magazines, we felt the time is right to change them in here as well. Below, we have still listed the familiar names but referred to the new names where you will find their descriptions. Please note, “aster” is also very much in use as a common name and that is not going to change.

ageratoides
 — **‘Tiny Theo’** **Z4** **blue** **30 cm x ~ ~ ~** **○** **Aug-Sept**

It looks like such an innocent pretty thing in a container but once released from its small confines, this aster will spread rapidly (about 25 cm in every direction per year), to create a low, dense groundcover which is smothered in late summer with small, pretty blue daisies. A magnet for pollinators but best indeed for the larger, wilder garden, edge of a meadow or those of you who like to continuously dig up the garden.

amellus
 — **‘Veilchenkönigin’** **Z5** **d.violet** **50 cm x 50 cm** **○** **Aug-Oct**

This is slow to propagate, so it’s always in short supply but a beautiful introduction, originating from Karl Foerster. Strong, upright stems support the saturated, dark violet flowers that exude a wonderful crispness in the late summer border. **AGM**

‘Anja’s Choice’ (See new name: *Symphyotrichum* ‘Anja’s Choice’)
‘Coombe Fishacre’ (See new name: *Symphyotrichum* ‘Coombe Fishacre’)
divaricatus (See new name: *Eurybia divaricata*)
x frikartii

— **‘Mönch’** **Z5** **lilac-blue** **80 cm x 60 cm** **○** **June-Sept**

Large flowers, up to 6 cm across, with a yellow disc. Full sun and good drainage are a must for this early starter. **AGM and GPP**

‘Harry Smith’ **Z4** **lilac** **90 cm x 80 cm** **○** **Sept-Oct**

Masses of small, pale lilac coloured flowers. The centers colour from yellow to red as the flowers age.

lateriflorus (See new name: *Symphyotrichum lateriflorum*)
‘Little Carlow’ (See new name: *Symphyotrichum* ‘Little Carlow’)

macrophyllus
 — **‘Twilight’** (See new name: *Eurybia x herveyi* ‘Twilight’)

novae-angliae
 — **‘Violetta’** (See new name: *Symphyotrichum novae-angliae* ‘Violetta’)

oblongifolius
 — **‘Raydon’s Favorite’** (See new name: *Symphyotrichum obl.* ‘Raydon’s Favorite’)

‘Ochtendglören’ (See new name: *Symphyotrichum* ‘Ochtendglören’)
‘Oktoberlicht’ (See new name: *Symphyotrichum* ‘Oktoberlicht’)


‘Pink Star’ (See new name: *Symphyotrichum* ‘Pink Star’)



Aster amellus 'Veilchenkönigin'



Aster x frikartii 'Mönch'



Aster 'Harry Smith'



Aster umbellatus

'Princessa' (See new name: *Symphotrichum* 'Princessa')

umbellatus Z4 white 180 cm x 120 cm ○ July-Aug

This perennial aster is for those not afraid of a power play. Tall and robust, it demands a lot of space. The large, umbel-like flower heads, up to 30 cm across, create an impressionist effect in the summer border and, later on, they will please you with their seed heads that develop in a whole range of tan and brown shades throughout the fall. It only needs support in overly rich soils. Self-seeds under favourable conditions.

ASTILBE (*Saxifragaceae*)

biternata Z4 white 160 cm x 100 cm ●● May-June

North America's only native *Astilbe*, which I collected with our dear friend Allen Bush near Asheville, North Carolina. At the time, we were both unsure what we were dealing with, assuming it to be a hybrid *Arunacus*. This mystery lasted for a good six or seven years before my eyes were opened, having acquired Rick Darke's book, *The American Woodland Garden*. This species, although quite bold, is a good plant for the space-challenged woodland gardener; the large pinnate leaves are quite sparse and carried well above the ground, letting in light and allowing smaller plants to grow underneath. The frothy white plumes are carried in slender, open panicles above the leaves in mid to late spring. In the fall, the foliage turns an attractive soft yellow.

chinensis
— **'Pumila'** Z4 lav-pink 35 cm x ~ ○● Aug-Sept

This easy-going, groundcover *Astilbe* will delight even less gifted gardeners with its year-round interest and minimum care requirements. Flowers later and for a longer period than the typical *Astilbe*. After blooming, the tight spikes turn a nice chestnut-brown colour. **AGM**

— **var. tacquetii**
— **'Purpurlanze'** Z5purple-pink 100 cm x 90 cm ○● July-Aug

In a moisture-retentive soil, this *Astilbe* will form substantial clumps with its short, spreading rhizomes. The long, vibrantly coloured spikes can illuminate a planting and the strong verticality adds architectural value. Although I'm not quite sure what to think about its colour, it has worked very effectively between the masses of green ornamental grasses like *Panicum* and *Deschampsia*. Later, when these grasses turn color in the fall and their panicles start to ripen, the rusty-brown stalks of 'Purpurlanze' are complementary. Quite tolerant of warm sun, it will flop in shady spots. **AGM**

— **'Vision in Pink'** Z4 pink 70 cm x 60 cm ○● June-Aug
Strong, stiffly upright stalks with tight, feathered plumes which turn green after blooming before taking on shades of brown. Taller than the other selections in the Vision series.

— **'Vision in Red'** Z4 red 50 cm x 60 cm ○● June-Aug
Compact and a bit rigid in growth, this is topped with magenta-flushed, deep red spikes and, like the other *A. chinensis* types, is tolerant of a lot of sun. My personal favourite for its fading stalks: thick and full in a rich rusty-brown colour, persisting deep into winter.

— **'Vision in White'** Z4 white 50 cm x 60 cm ○● June-Aug
The same qualities as *A. c.* 'Vision in Red' but with pure white flowers.

grandis Z5 pink 180 cm – 50 cm x 150 cm ○● July-Aug
Right behind *Allium* 'Globemaster', *Astilbe grandis* snuck into the steroid cabinet. This vigorously growing *Astilbe* has large, beautiful, bronze foliage that covers the ground but it does not grow taller than about 50 cm. The flowers emerge from giant stalks, covered with chestnut-coloured fuzz. The plume, open and elegant, is pale pink in colour and the entire stem persists deep into winter.

× **simplicifolia**
— **'Hennie Graafland'** Z4 pink 60 cm x 40 cm ○● July-Aug
A large edition of 'Sprite' carrying similar, open, pale pink plumes above finely divided foliage that is a bit greener in appearance.




Astilbe biternata



Astilbe chinensis 'Pumila'



Astilbe chinensis var *tacquetii*
'Purpurlanze'



Astilbe chinensis 'Vision in Pink'



Astilbe chinensis 'Vision in Red'



Astilbe chinensis
'Vision in White'



Astilbe grandis



Astilbe × *simplicifolia*
'Hennie Graafland'


- **'Moulin Rouge'** Z4 rosy-red 25 cm x 30 cm ○ D June-Aug
A very dwarf and compact growing *Astilbe* with burgundy flushed foliage, forming a pretty, textural clump, topped in late spring with raspberry-red spikes. Moisture retentive soil is best.
- **'Sprite'** Z4 pink 30 cm x 40 cm ○ D June-July
Tightly crowned but loose growing clumps of finely textured leaflets with a burgundy blush. The fine, frothy pale pink blossoms appear along short, loosely arching plumes.

ASTILBOIDES (*Saxifragaceae*) Manchuria, N-Korea
tabularis Z4 (3) white 120 cm x 120 cm ○ D July-Aug
 The large peltate, pubescent leaves that are not bothered by slugs form an impressive accent in our garden. *Astilboides* prefers a moisture-retentive soil. This is especially important if planted in full sun. The pendant flower plume rises up on tall stems, well above the foliage.


ASTRANTIA (*Apiaceae*) masterwort
 As a general note, we have had the best success with *Astrantia* in a fairly rich, moisture-retentive soil, in full or part sun. They are easy plants to grow and some forms can self-seed abundantly (usually a sign that the conditions are right!). Under stressed conditions, the coloured forms might lose intensity in colour and/or appearance. All masterworts are excellent for cutting. Keep arrangements out of noses' reach if you are sensitive to their rather unusual smell.

- **'Buckland'** Z4 (3) l.pink 70 cm x 50 cm ○ D June-Sept
This is assumed to be a hybrid of *A. maxima* and *A. major*. The entire plant shows characteristics of both species. The flower is large and silver-pink with a green blush and, like all astrantias, is excellent for cutting. This plant has the advantage of growing in clumps and has not inherited the spreading tendency of *A. maxima*. It reblooms and is sterile as well. A personal favourite. **GPP**
- **'Capri'** Z4 pink 70 cm x 50 cm ○ D June-Sept
A very nice addition to the sterile selections of masterwort with deep pink blossoms. Great quality cut flower.

- major**
- **'Abbey Road'** Z4 (3) red 70 cm x 50 cm ○ D June-Sept
Dark purple stems topped with deep wine-red flowers with lighter coloured centers. A profuse and repeat bloomer.
- **'Claret'** Z4 (3) red 70 cm x 50 cm ○ D June-Sept
'Claret' is the name for seedlings of *A. 'Ruby Wedding'*. Like all seedlings, this form varies a bit in colour intensity, flower size and the amount of maroon colouring in its leaves and flower stems. **GPP**
- **'Dark Claret'** Z4 (3) dark red 70 cm x 50 cm ○ D June-Sept
This is a remarkable seedling of *A. 'Ruby Wedding'* that we kept aside. It possesses extremely dark bracts that are almost blackish-red on this vegetatively propagated form. The leaves and especially the stems develop to a deep mahogany colour. Definitely the darkest selection that we offer. The first flush of flowers in early summer is usually darker than the second one, later in the season.
- **'Roma'** Z4 (3) pink 70 cm x 60 cm ○ D June-Oct
A fantastic sterile introduction from Piet Oudolf, displaying a profusion of dusky pink flowers over a very long flowering time. When nights turn cooler in fall, the bracts turn paler in colour but the flowers change to deeper red. Great for cutting, both fresh and dried. **AGM and GPP**
- **['Ruby Wedding']** Z4 (3) red 70 cm x 50 cm ○ D May-Sept
We have offered this form for a number of years. Plants of this variety are divisions of a seedling of *A. 'Ruby Wedding'* (technically these seedlings are called 'Claret') and they share many characteristics with their parent plant, including an exceptionally deep red flower and a reddish flush on the leaves and flower stems, when the plant develops in spring. It clumps up more quickly than its parent, allowing us to share it with you sooner, and we usually have a better supply of this form than of its parent variety.




Astilbe x simplicifolia
'Moulin Rouge'




Astilbe x simplicifolia
'Sprite'




Astilboides tabularis




Astrantia 'Buckland'




Astrantia 'Capri'




Astrantia major 'Abbey Road'



Astrantia major 'Claret'



Astrantia major 'Dark Claret'



Astrantia major 'Roma'



Astrantia major
['Ruby Wedding']



Astrantia major 'Ruby Wedding'

- **'Ruby Wedding'** Z4 (3) red 70 cm x 50 cm ○▶ May-Sept
A jewel in the *Astrantia* crown with large, glowing, red, button-like flowers and emerging flower stems and leaves that are suffused with burgundy. Being a slow clumper, it is always in short supply at the nursery. Propagated by division. **GPP**
- **'Sparkling Stars Pink'** Z4 pink 70 cm x 50 cm ○▶ June-Sept
A large flowered selection with cerise-pink buds, rose bracts and pink flowers. Profuse bloomer and great for cutting.
- **'Star of Billion'** Z4 white 70 cm x 50 cm ○▶ May-Sept
The white, green-tipped flowers are smaller than usual but they appear in large, wide branched clusters, giving this new introduction a separate spot on the podium. This form will mildly selfseed so, to play it safe, remove the flowers after blooming. This will result a full second bloom in late summer.
- **ssp. involucrata**
- **'Shaggy'** Z4 (3) white 80 cm x 50 cm ○▶ June-Sept
This form also goes by the name of 'Margery Fish.' After seeing many mediocre-quality seed-grown forms of this in the trade, I am pleased to offer the true 'Shaggy', propagated by division, The very long, narrow, green-tipped, white bracts extend well beyond the umbel, creating a large collar. In this form, the bracts are evenly placed and the umbel is large, full and rounded, with a light dusting of pink colour.
- maxima** Z4 pink 90 cm x ~ ~ ○▶ May-June
This species always draws a lot of attention in the nursery when in bloom. The flowers are large, nicely shaped and of an exquisite pink colour. Although we have not found this species invasive by self-seeding, this stoloniferous masterwort runs at a pretty good clip on our sandy soil so, be warned! Excellent in combination with *Geranium wallichianum* 'Buxton's Variety', *Aconitum napellus* 'Bergfürst' and columbines. **AGM and GPP**



Astrantia major 'Sparkling Stars Pink'



Astrantia major 'Star of Billion'



Astrantia major ssp involucrata 'Shaggy'



Astrantia maxima

ATHAMANTA (Apiaceae) candy carrot

- turbith**
- **ssp. haynaldii** Z5 white 25 cm x 30 cm ○ May-June
Exceedingly fine, glossy, needle-like, deep green foliage forms small, but full, dense, rounded mounds. The chalk-white umbels appear on short stems just above this fine foliar feast for the eyes. It enjoys the conditions in our gravel garden around the greenhouse, where it has performed reliably for five years. Excellent in the rocky or the front of a sunny border. A touch of lime in late winter is appreciated.



Athamanta turbith ssp haynaldii

BAPTISIA (Fabaceae) false indigo

With global warming as a fact of life (and death) for folks as well as garden plants, this genera is probably going to hold up pretty well in our area. It's resistant to drought in our now hotter summers and, if provided with a freely draining soil, is also game for our wet winters. Long-lived, no need for dividing and only requiring staking on rich soils, this seems to be an all-round survivor. Don't dismiss these plants as ordinary lupines. They deserve a lot better!

- alba** Z4 white 100 – 150 cm x 120 cm ○ June
Tall, initially mahogany-flushed stalks shoot up with incredible speed from the cool spring soil. They are topped with pure white, lupin-like candles, the flowers opening from dark tinted buds. Not as bushy and space-absorbing as the following species. We have created some great plantings by teaming this species up with *Calamagrostis x acutiflora* 'Overdam', *Laserpitium siler*, *Camassia cusickii*, *Allium aflatanense* 'Purple Sensation' and *Sanguisorba menziesii*. Attractive black seed pods persist into winter.
- **Wayne County Form** Z4 white 100 – 150 cm x 100 cm ○ June
We offer the certified wild form of wild white indigo, propagated from cuttings and division. Originally from seed collected from a population in Wayne County, North Carolina, this form differs from the species above in that the spikes are more densely set with flowers, followed in late summer and fall by drooping, black seed pods.



Baptisia alba



Baptisia alba 'Wayne County Form'

australis **Z3** **blue** **100 - 150 cm x 150 cm** **○** **June**
 The false blue indigo is an impressive foliage plant, even without its flowers. Healthy, lupine-like, glaucous, green foliage clothes sturdy stems that sprout from an incredibly dense rootstock. "Once planted, do not move" is the message. The leaves remain unblemished deep into the fall, turning black with the first night frosts. It usually takes a few years before the plants settle in and display their lupine-like, blue-violet flowers on 100-cm-tall stems. The flowers are overgrown by a second flush of foliage in summer that tops out at 150 cm. Flourishes best in full sun, planted in a well-drained soil that has not been pampered with manure and such. **AGM, GPP and PPA (2010)**



Baptisia australis (blue)

— **var. minor** **Z3** **pur-blue** **50 - 80 cm x 80 cm** **○** **June**
 Smaller in all aspects and slower to develop than the species as well. Pale, purple-blue, lupine-like flowers appear in mid spring. The small leaflets have an attractive blue-green colour. We find this a better choice than the species for smaller gardens.



Baptisia australis var *minor*

bracteata **Z4** **yellow** **35 cm x 40 cm** **○** **June-July**
 The entire plant is a lot smaller and much more open (you can see the soil or gravel through the foliage). The few stems that are generated by the dense rootstock produce grayish-green leaves and carry a raceme of pale yellow flowers that elegantly bends outward. The common name, buffalo bean, refers to the relatively large, ± 5-cm-long seed pods that turn black, as with the other species, over the course of summer. The pods of this plant were eaten by the buffalo that once roamed the central plains of North America.



Baptisia bracteata



Baptisia 'Carolina Moonlight'

'**Carolina Moonlight**' **Z4** **yellow** **120 cm x 100 cm** **○** **June-July**
Baptisia 'Carolina Moonlight' is another fine introduction from the late Rob Gardener (see the next listing). The pale yellow, lupine-like flowers appear in elegant candles above the gray-green, quite finely textured foliage. Like *B.* 'Purple Smoke', the stalks have a pretty, (but not as intense), smoky-purple cast. Staking will be required if planted in soils richer than the medium in your alleyway. **GPP**

'**Purple Smoke**' **Z3** **purple** **120 cm x 90 cm** **○** **June-July**
 Rob Gardener, former curator of the NC Botanical Garden, USA, introduced this spontaneous cross in 1996. It is the result of an affair between *B. alba* and *B. minor* var. *aberrans* and was spotted by Rob in rows of seedlings of the latter. We are sure glad that he recognized the potential. This is a superb foliage plant, sporting blue-green foliage that emerges from purple-suffused stems in the springtime, topped by heads of lupine-like, dusky purple flowers. Growing in our gravel garden between the two greenhouses without any amendments and no physical support, this plant forms a beautiful, finely textured anchor. **GPP**



Baptisia 'Purple Smoke'



Baptisia sphaerocarpa coll. # AIT-005

sphaerocarpa
 — **coll. # AIT-005** **Z5** **yellow** **55 cm x 60 cm** **○** **May**
 Originally collected in Fannin County, smack-dab in the middle of Texas, this seems to feel equally at home in our garden. It forms vigorous, multi-stemmed clumps with attractive, olive-green foliage, and is one of the earliest-blooming false indigos, topped with pure yellow spikes. Instead of the usual bean-like seed pods, the seeds are held in plentiful, perfectly round, marble-sized pods that also persist into winter.

BEESIA (*Ranunculaceae*) **dian dou gen** Yunnan, China
calthifolia **Z5** **white** **40 cm x 35 cm** **▶●** **May-Sept**
 (Syn. *Beesia deltophylla*) Those of you familiar with the stamina of cut leaves of *Galax urceolata* in a flower arrangement will be equally impressed with the lasting power of this evergreen native of Yunnan, China. The glossy, lightly marbled, heart-shaped leaves grow from short rhizomes that form a dense crown. The sparse, starchy, white flowers appear along stiffly upright, open spikes. On established plants these spikes will appear throughout the growing season. We only remove any unsightly foliage at the end of winter and I assure you, there is little. It also seems resistant to slugs and insect damage. If you have any suggestions as to the translation into English of the common name, don't hesitate to contact us. **GPP**



Beesia calthifolia

- BEGONIA** (*Begoniaceae*) **hardy begonia** **S. China**
grandis **Z6** **pink** **80 cm x 70 cm** **►●** **July-Oct**
 A valuable plant for its bold foliage and late flowering in dappled light or even deeper shade. It prefers a rich and moisture retentive soil but does not like soggy soil, especially during the wintertime when the small bulbs from which it grows would rot away. It is important in zone 6 to plant this begonia about 5 inches lower than the top of the rootball after you purchase it in order to protect the inground bulbs appropriately against cold weather. The flowers are relatively small compared to its annual cousins but plentiful. It does make a great container plant in a shady corner as well but the bulbs should be buried in the open ground in late fall to protect against freezing. It will gently self-seed and spread quite well in warmer zones. Attractive partnered with taller ferns like *Dryopteris wallichiana*, *Adiantum aleuticum* and *Polystichum polyblepharum*.
- **'Alba'** **Z6** **white** **80cm x 70 cm** **►●** **July-Oct**
 Small white flowers grace this form.



Begonia grandis



Begonia grandis 'Alba'

- BOEHMERIA** (*Urticaceae*) **false nettle** **Korea**
platanifolia **Z4** **white** **140 cm x 120 cm** **►●** **Sept-Oct**
 We were deeply impressed by the foliar impact of this stinging nettle relative when we visited Heronswood Nursery in Kingston, WA. A single clump planted at the edge of the woodland had sent up arching stems, 140 cm in length, and the large, beautifully incised, pubescent leaves showed their beauty when light touched them from behind. It takes a few years to develop its full potential but it is well worth the wait. Plant in a moisture-retentive, fairly rich soil and don't be afraid to touch the leaves. The tiny flowers are arranged in insignificant, drooping spikes growing from the leaf axils and at the stem tips in late summer and fall.
- sieboldiana** **Z5** **white** **140 cm x 120 cm** **►●** **Sept-Oct**
 Also from the former plant mecca Heronswood. The leaves have a rhombus shape and are attractively serrated, with the tip ending in a long, slender, drooping point. Compared to *B. platanifolia*, we find this species to have a wider arch and a slightly different, bolder texture. The leaves of *B. sieboldiana* also tend to have a bit of a sheen. Another great foliage plant for a filtered-light locale.



Boehmeria platanifolia



Boehmeria sieboldiana

- tricuspis**
 — **'Akaso'** **Z5** **pink** **140 cm x 120 cm** **►●** **Aug-Sept**
 Setting this apart from the previous forms with a leafier and denser growth habit, the long, slender, soft pink spikes start earlier in the season and put on a more significant show. The red stems and the red petioles which hold the leaves are quite striking. The leaves bear a resemblance to *B. platanifolia* but are smaller in size.



Boehmeria tricuspis 'Akaso'




Boltonia asteroides 'Snowbank'

- BOLTONIA** (*Asteraceae*) **N. America**
asteroides
 — **'Snowbank'** **Z4** **white** **150 cm x 60 cm** **○►** **Sept-Oct**
 A no-nonsense plant that performs well in any soil. Stiffly upright, sturdy stems; narrow, gray-green foliage and a profusion of white daisy-like flowers in open panicles dance amidst our *Panicum* in late summer and early fall.

- BOYKINIA** (*Saxifragaceae*)
 Both species are wonderful foliage plants for the shade garden. The leaves emerge deep reddish-brown in colour, covered with fine silver hairs and quickly expand to their full size. The flowers, in my opinion, are of little importance and are borne in late spring and early summer on stems that rise up well above the foliage. Both species are adamant about growing in a humus-rich soil that retains plenty of moisture throughout the season. Otherwise, the leaf edges start to wither and the plants lose their appeal for the rest of the season. In our shade garden, both species have hybridized and intermediate forms have sprouted up in various places. This genus is also offered under the name *Peltoboykinia*. We put a few young stems on water after some plants got damaged while digging around them and they lasted in a little vase for an astonishing 5 months!



Boykinia aconitifolia



Boykinia tellimoides

aconitifolia Z5 cream 70 cm x 70 cm ◻● May-June

The peltate leaves of this eastern N. American species are deeply divided. The common name, alleghany brook foam, would indicate its preference for moist soils.

tellimoides Z5 white 70 cm x 70 cm ◻● May-June

Rounded, peltate foliage, slightly lobed and incised along the edges. A Japanese native.

BRIMEURA (*Hyacinthaceae*) Mntns N.E. Spain, the Pyrenees

amethystina Z5 blue 20 cm x 25 cm ○◻ May-June

A charming bulb, resembling a dwarf blue-bell but without its invasive qualities. This species forms low grassy clumps of foliage. The small, bell-shaped flowers appear on short stems just above the foliage. We grow this with great effect between the emerging clumps of *Hylotelephium* (*Sedum*) 'Xenox'. **AGM**

Occasionally we have a few plants of the pure white form, *B. a.* 'Alba' available.

BRUNNERA (*Boraginaceae*) caucasian forget-me-not S.W. Asia

macrophylla Z3 blue 45 cm x 50 cm ◻● April-June

The large, heart-shaped leaves, up to 20 cm long and 20 cm wide, are rough to the touch and develop from a tight crown in early spring. The leaves provide a rich, contrasting backdrop for the finely textured, deep blue forget-me-not flowers that enhance the garden throughout spring. A moisture-retentive, rich soil will insure the most robust specimens, although any garden soil with organic content will do.

— 'Betty Bowring' Z3 white 40 cm x 45 cm ◻● April-June

The sought-after, green leaved, pure white flowered form. Grows slower than the species.

— 'Langtrees' Z3 blue 45 cm x 50 cm ◻● April-June

A subtle ring of white spots marks each leaf and is the characteristic that differentiates this variety from the species.

— 'Sea Heart' Z3 blue 45 cm x 50 cm ◻● April-June

With this recent introduction we have replaced *B. m.* 'Jack Frost'. The thicker foliage (lovely feel) and better tolerance to sunshine, combined with a sturdier presence have made that decision an easy one. The same white marbling overlays the entire surface of the leaves, giving this selection a real punch for shady locations. Pretty with lots of *Adiantum pedatum* and *Adiantum venustum*.

BUPLEURUM (*Apiaceae*) hare's ear Central Europe

longifolium Z4 yell-bronze 70 cm x 30 cm ○◻ June-July

This perennial umbel has tall leafless stalks topped with clusters of astrantia-like flowers which age from chartreuse yellow to a soft orangy-bronze colour. This plant feels equally at home at the edge of the woodland or in a gravel garden in full sun. The showy bracts remain effective for many months. A great plant to dot around. Some mild self-seeding can be expected.

CALAMINTHA (*Lamiaceae*) calamint

nepeta

— **ssp. nepeta** Z5 l.blue 35 cm x 50 cm ○ July-Oct

A perfect plant for the front of the border, its neatly rounded mounds are smothered from mid July until late fall, by labiate, pale mauve-blue flowers. The foliage exudes a strong mint-like scent when you brush against it. Excellent plant for attracting bees. Not frequented by cats and not running or self-seeding. Culinary use recommended as well. Beautiful in larger groupings combined with grasses like *Sporobolus heterolepis*.

— 'White Cloud Strain' Z4 white 35 cm x 50 cm ○◻ July-Oct

More open and a bit lax in habit, tolerant of part sun and a mild self seeder set this apart from the previous form. The same inexhaustible production of flowers.



Brimeura amethystina



Brunnera macrophylla



Brunnera macrophylla 'Betty Bowring'



Brunnera macrophylla 'Langtrees'



Brunnera macrophylla 'Sea Heart'



Bupleurum longifolium



Calamintha nepeta ssp. *nepeta*



Calamintha nepeta ssp. *nepeta*
'White Cloud Form'

CAMASSIA (*Liliaceae*) **camas** **N. America**

Marjanne and I have a great fondness for camas, all of which are foolproof, reliable spring bulbs. They grow well in any reasonable soil and will tolerate clay and mediums that are slow-draining in winter and spring. A great effect can be achieved by planting camas en masse in extensively maintained meadows, providing colourful drifts of colour in late spring, at a time when there is a brief break in flower power in the garden and landscape. Lifting mature clumps and spacing the individual bulbs will benefit the development of the bulbs and create substantial colonies over time. Camas is suitable for growing underneath black walnuts.

cusickii **Z4 (3)** **blue** **80 cm x 15 cm** **○** **May-June**

Great camas. Sturdy, light blue flowers. The tepals dry up individually as the flower finishes. **GPP**

leichtlinii **Z4 (3)** **blue** **80 cm x 15 cm** **○** **May-June**

The tepals twist around each other, forming a tidy knot, as they dry up after blooming.

— **'Alba'** **Z4 (3)** **white** **80 cm x 15 cm** **○** **May-June**

The infrequently encountered ivory-white flowering form.

— **'Alba Plena'** **Z4 (3)** **cream** **80 cm x 15 cm** **○** **May-June**

This unusual, semi-double camas has long flower spikes with blossoms that resemble a tuberose.

quamash **Z4 (3)** **blue** **50 cm x 15 cm** **○** **June**

Common camas. On Vancouver Island and some of the Gulf islands, this species still occurs in the wild, appearing in smaller or larger populations on grassy hillsides. Due to agricultural use and urbanization, much of its original habitat has been destroyed. In the past, the sweet-tasting bulbs were a principal food for First Nations peoples. It is the deepest blue camas we grow and flowers later than the other species. **GPP**

'Zwanenburg' **Z4** **blue** **75 cm x 15 cm** **○** **May**

Light purple-blue flowers grace the tall and upright stems.

CAMPANULA (*Campanulaceae*) **bellflower**

'Birch Hybrid' **Z5** **pur-blue** **20 cm x 30 cm** **○ D** **June-Sept**

Small, deep purple-blue bells on wiry upright stems grow from compact, non-trailing clumps. Easily reblooms if the spent flower stalks are removed. **AGM and GPP**

garganica

— **'Dickson's Gold'** **Z3** **blue** **20 cm x 60 cm** **○ D** **June-July**

Bright yellow-green leaves form a low mat which is covered in early summer with white centered, lavender-blue flowers. Not as long blooming as some of the other bell flowers but making up for that with its effective colourful foliage. Will tolerate bright shade but expect less yellow in the foliage. **GPP**

lactiflora

— **'Prichard's Variety'** **Z5** **purple** **100 cm x 90 cm** **○ D** **June-Aug**

A markedly shorter selection with purple flowers. **AGM and GPP**

makaschvilii **Z5 (3)** **white** **40 cm x 30 cm** **○ D** **June-Sept**

Cordate, felted leaves form a low mound atop the well-anchored taproot.

From late spring to early fall, stiffly upright stems are produced from which, one-sidedly, pale, lilac-white bells make their appearance. A nice species with a mild self-seeding habit.

poscharskyana **Z3** **blue** **20 cm x ~** **○ D** **June-Sept**


The trailing stems on this campanula can create some surprising effects when they work their way up, and through, neighbouring herbs and shrubs. This form has to be kept in check sometimes, since it can take over parts of the garden where the proper conditions exist: a rich, moisture-retentive soil in dappled light. There is always some green showing in mid winter. **GPP**

— **'Blue Gown'** **Z3** **blue** **20 cm x 40 cm** **○ D** **June-Sept**


Excellent variety with clear blue, white centered flowers. More compact in growth than the other listed forms and more clumping rather than trailing.

— **'E.H. Frost'** **Z3** **white** **20 cm x 60 cm** **○ D** **June-Sept**

The small, white bellflowers are flushed with a touch of blue that becomes deeper towards the center. The trailing stems are very effective along a rock wall or weaving through neighbouring plants.



Camassia cusickii




Camassia leichtlinii




Camassia leichtlinii
'Alba'




Camassia leichtlinii
'Alba Plena'




Camassia quamash




Camassia 'Zwanenburg'




Campanula 'Birch Hybrid'




Campanula garganica
'Dickson's Gold'




Campanula lactiflora
'Prichard's Variety'




Campanula makaschvilii



Campanula poscharskyana



Campanula poscharskyana
'Blue Gown'



Campanula poscharskyana
'E.H. Frost'

- **'Lisduggan'** **Z3** **lilac 20 cm x 60 cm** **○▶** **June-Sept**
This form is more compact and well behaved than the species with pale, lilac-blue flowers and the same extended flowering period. As with the other *C. poscharskyana* varieties, by midsummer the flower stems are easily pulled from the plant by hand. This will tidy up the plant and encourage a full, second flush of blooms.

'Sarastro' **Z5 (3)d.purple 80 cm x 80 cm** **○▶** **June-Sept**
We received this spectacular *Campanula* through an exchange with Feldweber Nurseries in Austria, by mail, after it had been held up (in a box together with a number of other plants) by Canada Customs for two weeks. The box had not even been opened so I had the honour of welcoming the plants to Canada and sent a large part of the shipment to the compost pile. This variety survived (together with some other toughies), which is indicative of its ability to endure abuse by humans. Having recovered, it surprised us, the second year after we planted it, with the largest and deepest-coloured bells we have ever seen in the genus. Just spectacular. It also continued to produce flowers throughout summer, which is unusual. It found a place in dappled light in the woodland garden and has formed a nice patch with its fibrous roots, but it does not have the annoying, spreading tendencies of *C. takesimana* or *C. punctata*.



Campanula poscharskyana 'Lisduggan'



Campanula 'Sarastro'

CARDAMINE (*Brassicaceae*) **bittercress**

Cardamine is a tough, endearing woodland plant that prefers a cool, moisture-retentive soil in deciduous shade or dappled light. Especially in late winter and spring, the soil should be moist. Later in summer, the species that go dormant will tolerate brief periods without moisture. A number of species form a thick, creeping, fleshy, scaled rhizome that gives rise to attractive foliage and charming flowers. The various species will carry blooms from late winter until early summer. Some of these plants slip into early dormancy and their locations will have to be remembered or marked.

diphylla **Z4** **white 35 cm x 35 cm** **▶●** **April**
Native to eastern North America, this species follows the Appalachians from Nova Scotia, south to Kentucky and South Carolina. Grassy-green leaves emerging from the shallow rhizomes are topped in early spring with bright white, four-petaled flowers. It's planted in our garden under hydrangeas and *Fothergilla*, and neighbored with *Epimedium grandiflorum* 'Purple Prince'. Turns in before summer, so take care not to disturb the planting site.

enneaphylla **Z5 (3)** **cream 25 cm x 40 cm** **▶●** **March-April**
Beautiful, initially maroon-coloured stems and foliage emerge from the cool, late winter soil. Each mature stem bears nine leaflets and at the base of these displays a small cluster of nodding, palest-yellow bells, from which the stamens barely protrude. Being so early, the foliage is an excellent foil in the late winter and spring garden, but mark the spot since it usually retreats by early summer. This is a good partner for *Helleborus*, *Hepatica*, *Scilla siberica*, *Anemonella*, *Trillium* and smaller evergreen ferns.

heptaphylla **Z5** **mauve-pink 30 cm x 40 cm** **▶●** **May**
Another lovely spring-blooming *Cardamine* that retreats after the blooming is done. The pale mauve-pink flowers have a slightly darker center and appear in clusters on sturdy, upright stems above the foliage. Over time, it will form a dense colony that blends well with *Helleborus*, *Scilla*, *Corydalis*, *Trillium* and the like. Native to deciduous woods from southern Germany across to the south-western part of Europe.

— **'Alba'** **Z5** **white 30 cm x 40 cm** **▶●** **May**
This is the commercially much rarer, snow-white flowered form. It seems to be a bit slower to spread but is equally as attractive en masse. We have planted this between the crowns of *Diphylleia cymosa* in our woodland, with blue *Omphalodes* and *Adiantum pedatum* 'Miss Sharples' nearby.

— **'Free Spirit Tops'** **Z5** **mauve-pink 40 cm x 40 cm** **▶●** **May**
Selected here at the nursery from a batch of seedlings displaying purplish colouring on the emerging foliage, longer and more slender stems with the flowers displayed well above the foliage, good colour and good foliar presence well into summer before turning in.



Cardamine diphylla



Cardamine enneaphylla



Cardamine heptaphylla



Cardamine heptaphylla 'Alba'



Cardamine heptaphylla 'Free Spirit Tops'



Cardamine macrophylla 'Bright and Bronzy'

macrophylla

- 'Bright and Bronzy'Z5 pink 80 cm x 50 cm ◻● June
After trying the species many times without great success, this selection has turned our experience in a favourable direction. Bronze burnished foliage emerges in the spring and stays low to the ground from which rise tall, branched stems which are topped with saturated purple-pink flowers in late spring. Attractive, even a bit further back in the shade garden. A good grower and reliable performer for us in moisture retentive soil.

- pentaphylla** Z5 (3) pink 30 cm x 40 cm ◻● May
A pretty woodlander, this is native to moist woods from the Pyrenees in northern Spain to S. Germany, Austria and Croatia. It usually displays five bright green leaflets that radiate from the stem and nodding, pink flowers that appear in terminal clusters above the leaves. This species goes dormant a little later, in late summer. **AGM**

pratensis

- 'Flore Pleno' Z5 pink 50 cm x 40 cm ○◻ April
One of our family traditions in Holland was to have one day in May where we would get up at the crack of dawn and take a nature walk with the family—we called it "dew kicking". Soon, the morning fog banks would be dissolved by the warming morning sun and the air filled with the fresh, sweet scent of spring. The road and creek sides were lined with juicy spring grasses interspersed with cow parsley and the sweetly scented lady's smock. This is more robust and a bit easier to establish than 'William', and the fully double-flowered rosettes are a bit paler. Easy to grow in moisture-retentive soils, it's usable as a groundcover in moist soil with dappled light. Semi-evergreen. Great partner for *Omphalodes verna*, *O. cappadocica* and various primroses.

- 'Salzach' Z5 whi-pink 40 cm x 30 cm ○◻ April
A very classy double flowered selection with nicely shaped blossoms. As the pale pink buds open and the white petals fold outward, the center petals are still budded with that same lilac-pink blush. A delightful combination. Attractive with *Trillium chloropetalum*, *Primula vulgaris* 'April Rose' and the early blue *Pulmonaria's*.

- 'William' Z5 pink 50 cm x 30 cm ○◻ April
'William' is another double-flowered, pink selection of this European native. It will only perform well if you provide it with a moisture-retentive soil and if you protect it from slugs. The pink colour is laced with a tad of lavender. The flowers create a nice effect from a distance when planted in a larger grouping. Foliage is semi-evergreen.

- pulcherrima** Z5 pink 15 cm x ~ ◻● April-May
Native to BC, beautiful, or slender, bittercress will form an extensive carpet between perennials and under deciduous shrubs, where its cheery pink flowers will appear over a prolonged period in early spring. Although quickly spreading with its wiry rhizomes, this is surely not a pest and will politely fill in the gaps until it inconspicuously retreats by late spring.

- raphanifolia** Z5pink-mauve 30 cm x 40 cm ◻● May-June
Glossy evergreen leaves, looking like a pop-weed on steroids, will provide an effective cover for the bare woodland floor in the midst of winter. The mauve flowers appear in clusters atop succulent stems. Moisture-retentive soil is preferred.

- trifolia** Z5 white 25 cm x ~ ◻● Mar-April
Healthy, evergreen, ground-hugging, trifoliate leaves grow in tight, slowly spreading clumps that provide a trouble-free groundcover. It is planted in a moisture-retentive soil in our woodland where it only receives some morning sun. We have also planted this in dark shade created by evergreens and are impressed by its performance. Bright white flowers are displayed in early spring atop the sturdy stems. A favourite and valued groundcover in our woodland garden. **GPP**

- waldsteinii** Z5 white 15 cm x 30 cm ◻● April-May
An excellent, deciduous, Eastern European native for moist shade, this *Cardamine* produces relatively large, slightly nodding, snow-white flowers that appear in compact clusters just above the foliage. If you allow the soil to dry out, the plant will go dormant over summer. The three-part, narrow, pointed, serrated leaves are an attractive dark green.



Cardamine pentaphylla



Cardamine pratensis 'Flore Pleno'



Cardamine pratensis 'Salzach'



Cardamine pratensis 'William'



Cardamine pulcherrima



Cardamine raphanifolia



Cardamine trifolia



Cardamine waldsteinii

CAULOPHYLLUM (*Berberidaceae*) blue cohosh, papoose root **E. USA**
thalictroides **Z4 (3)** **yel-brown** **90 cm x 60 cm** **April**

Native to the shady, deciduous woods of Eastern North America where I have encountered this species growing in smaller groupings and larger drifts on hillsides along the Blue Ridge Parkway. Backed by the dark brown duff, they are initially hard to spot, since the slender stems emerge before the leaves are fully unfolded, with a bluish-black flush and panicles of small, starry, yellowish-brown flowers. The real show starts in the fall when the flowers develop into pea-sized, deep blue berries with an occasional white flush along sturdy stems that, over the course of spring and summer, have stretched well above the rue-like foliage. Companions on these shady hillsides were *Asarum caudatum*, *Dicentra cucullaria*, *Trillium erectum*, *Arisaema triphyllum* and *Geranium maculatum*. A moisture-retentive, humus-rich soil and dappled light will create the best environment for this slowly spreading plant.

The genus consists of two more species: the recently described *Caulophyllum giganteum*, which also inhabits woods of the Eastern USA; and *C. robustum*, native to Korea. Both are, as their names imply, larger and bolder than the former. We sometimes have a few plants of these available.



Caulophyllum thalictroides

CENOLOPHIUM (*Apiaceae*)
denudatum **Z4** **white** **150 cm x 60 cm** **June-Aug**

The only member in its genus and still undeservedly scarce in private gardens and landscapes. A sturdy upright and branched perennial plant with copious white umbels. The foliage is dark green and is semi-glossy. It gently and manageably self-seeds in our gardens and does not have a pushy character.



Cenolophium denudatum

CENTAUREA (*Asteraceae*)
atropurpurea **Z4** **red** **120 cm x 60 cm** **June-July**

A native from the western Balkan countries where it inhabits grassy patches on south and west-facing, rocky slopes. Strictly clumping, the tall, sturdy flower stems rise above the feathery-leaved clumps, topped with small but beautifully shaped buds from which the dark brownish-red thistles emerge.

centauroides **Z5** **lilac** **100 cm x 90 cm** **June-July**

(Syn. *Leuzea*) Rarely encountered in gardens, this artichoke look-a-like is a stately plant with gray-green leaves which are silvery beneath. They form a large, mounding clump, fed by the strong and thick rootstock. In late spring, strong stalks grow from the center of the plant, terminating in cardoon-like buds, covered in tan-coloured bracts from which the large lilac-pink, thistle-like heads appear. Very attractive when it goes to seed. The stalks will persist into the winter time. Well behaved, long-lived and no maintenance as only a light clean-up after the winter. Originally acquired from the incredible nursery of Hans Kramer in the Netherlands.

dealbata
 — **'Steenbergii'** **Z4** **pink** **70 cm x 50 cm** **June-July**

Since the late 1990's this native from the Caucasus mountains has been growing in our gravel garden alongside *Asclepias tuberosa* and *Salvia verticillata* 'Purple Rain'. It has stayed put and suffered bravely through droughts and neglect. It has politely held on to its real estate and has not seeded around. Not in need of support and feeding a host of pollinators, it has long since deserved a space on these pages. It is one of those plants that always got overlooked in the propagation cycle. Dark purple-pink corn flowers surrounded by hazelnut-coloured, papery bracts appear in clusters atop branched stems well above the foliage.

hypoleuca
 — **'John Coutts'** **Z4** **pink** **50 cm x 60 cm** **May-June&Aug-Sep**

Good sized, 5 to 6 cm diameter, bright pink cornflowers with a whitish center appear for about 4 weeks in spring and early summer. Only if deadheaded directly after blooming will the plant generate new buds which will give a second flush in late summer. This bushy, clumping plant with grey-green foliage will look most impressive and stand up well when provided with a lean soil in full sun.



Centaurea atropurpurea



Centaurea centauroides




Centaurea dealbata 'Steenbergii'



Centaurea hypoleuca 'John Coutts'

orientalis **Z5** **yellow** **70 cm x 45 cm** **○** **June-Aug**
 Native to the northern Balkans, this species should be tried in colder climates. Growing naturally on the steppes in Romania, it has become quite rare. We have had this for years and have been thrilled by its subtle, pale yellow flowers and overall performance. This plant forms a clump with dark green, narrow leaves. The sturdy flowering stems branch at the ends, terminating in a multitude of honey-coloured, papery bracts from which the pale yellow corn-flowers emerge. A very well behaved and easy *Centaurea* for a sunny spot in the border.



Centaurea orientalis

CENTRANTHUS (*Valerianaceae*) **red valerian** **S. Europe**

ruber
 — **'Albus'** **Z5** **white** **100 cm x 60 cm** **○** **June-Aug**
 The white-flowered valerian is a valuable, long-flowering border plant that, with its loose character, is able to knit various plant groupings together. Planted in a freely draining soil these plants will prosper. Great for cutting and attracts butterflies. Spontaneous seeding may occur.
 — **'Coccineus'** **Z5** **red** **100 cm x 60 cm** **○** **June-Aug**
 The same qualities as the previous listing, but with scarlet flowers.



Centranthus ruber 'Alba'




Centranthus ruber 'Coccineus'

CEPHALARIA (*Dipsacaceae*) **giant scabious**
gigantea **Z5 (3)** **yellow** **200 cm + x 100 cm** **○** **June-July**
 "Gigantea" is right! The foliage creates a lush, moderate mound, to about 60 cm tall and about 90 cm wide on mature plants. Thick, robust stems rise far up and over the foliage and grow into a (take a seat) compound dichasium (a form of cymose inflorescence). In a cyme, each terminal growing point produces a flower and each branch gives rise to two other branches (dichasium). The branching structure that results from this type of inflorescence retains its interest from late spring until deep winter. The flowers are about 6 cm across and are an irresistible pale yellow colour. The flower stems are leafless and, combined with the height, this makes for a beautiful, transparent specimen for the front or back of the border. Also fabulous as a foreground plant, with meadows in the background.



Cephalaria gigantea



Ceratostigma plumbaginoides

CERATOSTIGMA (*Plumbaginaceae*) **lead wort**
plumbaginoides **Z6** **blue** **25 cm x ~** **○** **Sept-Oct**
 Slow to get started in the spring but this groundcover is hard to beat for its display of gentian-blue flowers which open up from red buds in late summer and fall. The floral display is followed by an extraordinary colouring of the leaves. Lead wort prefers a well draining soil and is very effective mingled with early bulbs because of its late emergence. **AGM** and **GPP**

CHAEROPHYLLUM (*Apiaceae*) **hairy chervil**

hirsutum **S. Europe**
 — **'Roseum'** **Z5 (3)** **pink** **100 cm x 80 cm** **○** **May-June**
 A regal umbellifer for the spring garden, with the foliage starting to develop in late winter so that, by the end of April, it has already formed beautiful, soft, lush, finely textured, green mounds. These mounds are topped by large, deep-pink umbels from the beginning of May. After flowering, towards the end of June and beginning of July, clip the old flower stems back or they will start to turn brown and collapse by midsummer. Thus, the foliage will remain in excellent shape, providing interest for the rest of the season. Best performance is in a fairly rich, moisture-retentive soil. **GPP**



Chaerophyllum hirsutum 'Roseum'



Chamaemelum nobile 'Flore Pleno'

CHAMAEMELUM (*Asteraceae*) **chamomile**
nobile
 — **'Flore Pleno'** **Z6** **white** **25 cm x ~** **○** **June-Aug**
 Glossy green filagree foliage forms a low, creeping mat. The fully double, snow-white flowers appear in late spring and early summer on lax stems. Full sun and a well draining soil are a must to keep this plant healthy and vigorous. The nearly evergreen leaves exude an apple-like fragrance when rubbed.

CHAMERION (*Onagraceae*) fireweed Northern Hemisphere
angustifolium

— 'Album' Z2 white 160 cm x ~ ~ ○ ● June-Sept

That's right, fireweed in this catalogue. Great flowers, fabulous, fluffy seeds. This pure white form is not as rampant as the well-known, pink pioneer but it doesn't lack the vigour either. This plant is wonderful for the wilder garden, along extensively mowed meadow fences (split rail), forest edges, steep banks, etc. Great combinations in the garden can be achieved by teaming it up with *Filipendula rubra* 'Venusta', *Darmera peltata* and taller *Sanguisorba* varieties. If you have a patch of the purple weed around, you can mix it in as well to create a more lively composition.



Chamerion angustifolium 'Album'



Chelone oblique 'Alba'

CHELONE (*Scrophulariaceae*) turtlehead E.N. America

obliqua
 — 'Alba' Z4 (3) white 90 cm x 60 cm ○ ● Aug-Sept

We brought this form back from Holland, having seen the plants in flower, as the white forms we encountered here were often tinged with pink or just not nice-looking enough. The flowers on this form are pure white and have a wonderful green hue at their base, giving them a certain pristine look.



CHELONOPSIS (*Lamiaceae*) japanese turtlehead Japan
moschata Z5 pi-red 140 cm x 50 cm ● ● Aug-Oct

A tightly clumping species with tall, arching, square stems and opposite leaves. The 3 to 4 cm long penstemon-like blossoms appear late in the season from the leaf axils and the foliage turns attractive colours of plum and purple in October and November. This species is not a prolific bloomer but the flowers are a pleasant discovery in the late summer and fall shade garden.

— 'Alba' Z5 white 100 cm x 50 cm ● ● Aug-Oct
yagiharana Z5 pi-red 60 cm x 50 cm ○ ● Aug-Oct

Pure white flowers and bright green foliage on similar clumping plants.
 This rarely encountered species is often mistaken for a *Penstemon* by visitors to our garden. The upright stems, which seem woody at the base, carry attractively veined, opposite leaves and in late summer develop tubular, 2-cm-long, pinkish-red flowers from the leaf axils. Planted in our shade garden in dappled light and always a pleasant late summer and fall surprise. Better flowering occurs under sunnier exposure.



Chelonopsis moschata




Chelonopsis moschata 'Alba'

CHIONODOXA (*Hyacinthaceae*) glory of the snow Turkey
forbesii


— 'Pink Giant' Z5 pink 25 cm x 20 cm ○ ● April
 Great for the early spring garden, planted under deciduous shrubs so they will catch a lot of sun early in the year.

sardensis Z5 blue 20 cm x 15 cm ○ ● March-April

A little beauty. Emerging in March with maroon flushed foliage from which pop out rich, purple-blue, star-shaped flowers with a small white eye. Long lasting, great colour and great looking with other harbingers of spring like *Anemone*, *Corydalis solida* 'George Baker', *Salix lanata* 'Stuartii' and *Ranunculus ficaria*. AGM



Chelonopsis yagiharana



Chionodoxa forbesii 'Pink Giant'

CHRYSOGONUM (*Asteraceae*) green and gold E.N. America
virginianum Z6 yellow 15 cm x ~ ● ● April-Aug

Occurring in the Appalachians from Pennsylvania to Florida, this groundcover daisy can be found in moist, deciduous shade. The stems creep over the ground at a slow to moderate speed, rooting at the nodes, forming a nice mat of obovate, dark-green foliage. It flowers for a very long time, starting with a main flush of loonie-sized, golden flowers in April-May. Good with *Epimedium*, *Omphalodes* and *Helleborus*. Holds on to its foliage during mild winters.



Chionodoxa sardensis



Chrysogonum virginianum

CHRYSOPLENIUM (Saxifragaceae) golden saxifrage**alternifolium** Z6 yellow 8 cm x ~ ◐● March-April

Rounded, somewhat fuzzy, scalloped leaves form a low carpet that is dotted in late winter and early spring with upward-facing, yellow-green button-like flowers. A moisture-retentive soil is required to grow this woodland groundcover successfully. The plant more or less retreats after flowering, only to return in the fall with a fresh flush of green, winter leaves. Plants like *Hepatica* sp., *Epimedium*, *Cardamines* and *Trillium* are easy to incorporate in this groundcover. Native to N. America.

 davidianum Z6 yellow 10 cm x ~ ◐● April-May

Similar in appearance and growth habit to *C. alternifolium* but larger, fuzzier leaves, evergreen and later to come into bloom. Quite vigorous on rich soils. Less suitable to mingle with small woodland treasures but great with larger ferns, *Brunnera*, *Trachystemon*, *Smilacina*, larger *Epimedium* and solomon's seal. Native to China.

 macrophyllum Z6 white 20 cm x ~ ◐● February-Mar

How many plants do you know that brave the frost and snow, push through and bloom this time of year? Just for that, this plant should have a home in your garden. Succulent stems snake over top of the soil, rooting loosely at the nodes and developing relatively large, *Bergenia*-like leaves. The leaves are evergreen and in mid-winter, little posies of white flowers with pink stamens, resembling little pincushions, backed by a series of tiny leaves, poke up on stems just as tall as the leaves. Although the runners are long, this plant is really easy to contain with little effort. Native to China.

CIMICIFUGA See **ACTAEA**. This genus was reclassified and is now included within *Actaea*.**CIRSIUM (Asteraceae)** **rivulare**— **'Atropurpureum'** Z5 red 120 cm x 70 cm ◐ May-Sept

For a thistle, this selection is utterly well behaved. Strictly clump-forming, with sterile seeds that even confuse our goldfinches. The button-like, dark burgundy-red flowers appear from May through September. New flowers are encouraged by cutting the finished stems as close to the ground as possible, soon after the first flush of flowers in May-June. This thistle prefers a moisture-retentive soil. When growth slows, lift and divide it, usually every third season, this will keep the plants vigorous. **AGM**

— **'Trevor's Blue Wonder'** Z5 purple 120 cm x 70 cm ◐ May-Sept

What's in a name? The wrong colour for sure. Don't expect blue but it is a nice purple brother of the red form above, with the same good behaviour except we think it to be a bit more vigorous and feel there to be less of a need to divide to keep Trevor going.

CLAYTONIA (Portulacaceae) spring beauty E.N. America **virginica** Z4 whi-lilac 10 cm x 10 cm ◐● March-April



Spring beauty is a dainty woodland ephemeral of which you need at least a hundred to make an impact. It wakes up under the warming rays of the early spring sun, sending up linear leaves from its tiny, tuber-like roots. The open-faced flowers are white in colour, intricately painted with linear, lilac-pink stripes. Prefers moist soil in the spring.

CLEMATIS (Ranunculaceae)

We have listed the following species and varieties in the perennial section since they are easy to use in the herbaceous border, with their limited heights and habit of dying back to the ground after the growing season. They then start from scratch again the following spring. Our focus is on small-flowered and species *Clematis*. Please refer to the Vines section for additional *Clematis*.

 coactilis Z5 white 30 cm ◐ May

Yes, the height is right, a truly short *Clematis*, ideally suited for the rockery. It flowers only briefly in the spring with downy, urn-shaped up to 3 cm long flowers. The flowers are followed by attractive green seed heads which will develop a nice bronze sheen.

*Chrysosplenium alternifolium**Chrysosplenium davidianum**Chrysosplenium macrophyllum**Cirsium rivulare* 'Atropurpureum'*Cirsium rivulare* 'Trevor's Blue Wonder'*Claytonia virginica**Clematis coactilis*

'Evisix' Z3 blue 100 cm ○ D June-Sept
 (Syn. *C. 'Petit Faucon'*). Beautiful, deep violet-blue flowers about 7 cm across that open up from a bell shape. The petals start to twist pleasantly as the flowers open up until they are almost flat and up-facing, exposing a beautiful, contrasting boss of yellow-white stamens. Profuse and long flowering. **AGM**

'Hendersonii' Z4 blue 80 cm ○ D July-Aug
 The nodding, dark blue, narrow-petalled flowers open wide and are perfect between perennials and lower shrubs.

integrifolia Z3 blue 70 cm ○ D June-Sept
 Native to South-eastern Europe and Western Siberia, this perennial dies back to the ground every fall. In spring, it regrows from a tight clump, sending up lax stems that flop and explore the immediate neighbourhood, stirring up exclamatory reactions from our visitors as they discover some "pretty and really different" flowers that appear to grow on our geraniums and daylilies. Most prolific flowering in full sun but requires a moisture-retentive soil. This grew well in my sister's garden in Bruderheim, Alberta.

— **'Alba'** Z3 blue-white 70 cm ○ D June-Sept
 The white flowers on this variant of the species have a faintly blue blush.

— **'Blue Ribbons'** Z3 blue 40 cm ○ D June-Aug
 A sturdy, upright and bushy selection. The nodding flowers are large and indigo-blue and are followed by attractive seed plumes.

— **'Gazelle'** Z3 white 180 cm ○ D June-Sept
 Pure white, bell-shaped flowers with twisted sepals and yellow stamens. A very graceful form.

— **'Hanajima'** Z3 pink 80 cm ○ D June-Sept
 The bell shaped flowers of this Japanese selection have long twisted recurving tepals that have a deep mauve-pink colour with lighter pink margins. A very attractive, profusely flowering selection.

— **'Rosea'** Z3 pink 70 cm ○ D June-Sept
 Dusky pink flowers, with the same garden qualities as the species.

— **'Twinkle'** Z3 whi-blue 70 cm ○ D June-Sept
 The lovely nodding white bells have a beautiful blue wash on top. The blue seems to flow from the deep purple-blue stems to which they are attached. The tepals twist outwards, creating an elegant flare and are pure white towards the tips.


ochroleuca Z5 yel-pur 50 cm ○ D May
 Another dwarf *Clematis* with small, urn-shaped flowers. Our seed grown plants flowered with pale, yellow-green bells, often flushed with purple towards the base. The stems need some support from neighbouring plants.

recta
 — **'Purpurea'** Z3 white 200 cm x 60 cm ○ D July-Aug
 The foliage and stems of this long-lived clematis emerge with a beautiful, deep reddish-brown hue in spring. Although this colour usually fades as soon as the plants come into bloom, the form that we grow maintains a darkish flush throughout the summer. The tall, lanky stems require support from an open shrub or free-standing vine trellis and are topped with large panicles of dozens of small, four-petalled flowers with a faint vanilla scent. The flowers are followed by a silvery pappus (a ring of fine hairs that can act as a parachute for wind dispersal). We found that cutting back the panicles right after blooming results in a re-bloom with smaller panicles forming from the lower leaf axils.

stans Z4 pale blue 150 cm ○ D July-Sept
 This easy and hardy Japanese species forms lax stems that are best in the mid-border where they can lean into neighbouring plants and work their way up. From midsummer onwards, small, fragrant, tubular flowers with recurved petals appear in whorls from the leaf axils. The flowers are about 2 cm long, blue on the inside, white and tomentose on the outside.



Clematis 'Evisix'




Clematis 'Hendersonii'




Clematis integrifolia




Clematis integrifolia 'Alba'



Clematis integrifolia 'Blue Ribbons'




Clematis integrifolia 'Gazelle'



Clematis integrifolia 'Hanajima'




Clematis integrifolia 'Rosea'



Clematis integrifolia 'Twinkle'



Clematis ochroleuca



Clematis recta 'Purpurea'



Clematis stans


tubulosa **Z3** **blue** **120 cm x 100 cm** **○** **▶** **Aug-Sept**
 (Syn. *C. heracleifolia*). Often mistaken by visitors for some sort of mystery plant, this Chinese species looks like a small, rounded shrub. Sturdy, healthy foliage sprouts from stems that are woody at the base. The foliage fills in solidly from top to bottom, creating a dense bush. The small flowers, ranging from pale to deeper blue on individual plants, appear in late summer at the ends of stems that cluster from the leaf axils. The tubular, hyacinth-like flowers are sweetly scented and are followed by attractive fluffy seeds in fall. The plants offered at the nursery are vegetatively propagated from a strictly clumping form with a beautiful, rounded, shrub-like habit.

— **'China Purple'** **Z4** **d.blue** **60 cm x ~** **○** **▶** **Aug-Sept**
 A selection usable for groundcover with dark, purple-blue flowers and the deepest, dark green foliage. The stems are flushed with a mahogany finish that contrasts nicely with the leaves and blossoms. Also pretty in seed. Vegetatively propagated from our original European specimen, brought home in a suitcase. 'China Purple' grows significantly lower than the species and forms a dense groundcover impenetrable to weeds. Allow a few years for this to happen.

— **'Free Spirit Cobalt'** **Z4** **blue** **70 cm x 60 cm** **○** **▶** **Aug-Sept**
 A prolifically blooming selection made here at the nursery with outward facing, rich, purple-blue coloured flowers. Initially tubular shaped but as they mature, the sepals split all the way back to the base of the flower, creating a star-like effect. Long blooming and attractive seed-heads too.

— **'Free Spirit Sheherazade'** **Z4** **pur-blue** **80 cm x 50 cm** **○** **▶** **Aug-Sept**
 We are pleased to offer this very classy selection, made here at the nursery. It has taken years to build up stock from this slow clumper with relatively few, bright green leaves. Very narrow, small and slender bells are arranged in tiered whorls along the stems. The colouring of the nodding flowers is a rich, deep purple-blue. After blooming the flowers are replaced by attractive whorls of silvery-gray seeds.

— **'New Love'** **Z4** **blue** **80 cm x ~** **○** **▶** **Aug-Sept**
 For the first two years not showing its full potential but then developing into a strong upright plant with large, open, bright-blue flowers. Gently spreading with short rhizomes but much less vigorous than *C. f. 'China Purple'*



Clematis tubulosa



Clematis tubulosa 'China Purple'



Clematis tubulosa 'Free Spirit Cobalt'



Clematis tubulosa 'Free Spirit Sheherazade'

CLINOPODIUM (*Lamiaceae*) **wild basil**
vulgare **Z5** **purple** **35 cm x 40 cm** **○** **▶** **July-Sept**
 The form we offer has not been rhizomatous and has performed admirably at the sunny edge of our woodland. The pale purple-pink flowers appear in whorls along the short stems and are followed by attractive rounded seed heads (like a mini bee balm), which will persist deep into winter. The dark green foliage is covered in fine hairs. Mildly self seeds.



Clematis tubulosa 'New Love'




Clinopodium vulgare

COLLINSONIA (*Lamiaceae*) **stoneroot, horse-balm** **E. North America**
canadensis **Z3** **yellow** **100 cm x 60 cm** **▶** **●** **Aug-Sept**
 Ironically, we discovered this Eastern North American native on one of our trips to Western Europe. It was growing in a garden under deciduous trees, featuring large, terminal panicles of pale yellow flowers with a fringed lower lip. The opposite, lemon-scented leaves are pointed and toothed and of a soft, pale green colour. The name stoneroot is very appropriate, as we discovered while removing all of the soil from the roots for transport to Canada. Shaped like a rounded, brown river rock, with seemingly no top or bottom, the root is quite hard indeed. Although not spectacular in appearance, the identity of this species baffles most plant fanatics. Grows in moist shaded woods.

CONVALLARIA (*Asparagaceae*) **lily of the valley** **Europe**
majalis **Z4** **white** **25 cm x ~** **▶** **●** **April-May**
 A classic, vigorous groundcover, perfect for a "forgotten" corner in the garden where you can go and enjoy the incredible scent in the spring and pick a bunch for the table. Not recommended for finer plantings and regular borders: I mentioned it before: it is vigorous! All of the following selections have a beautiful scent.



Collinsonia canadensis




Convallaria majalis

- **'Albostrata'** Z4 white 25 cm x ~ ~ ~ ◐ ● April-May
The foliage shows attractive yellow-white pin-stripe striations. Not as vigorous as the species. There are some shoots that can revert to the plain green form. It is important to remain aware of this and remove any solid green leaves by tearing them off at the root as they develop in late spring. If you leave them, the greens will win...
- **'Creme de Mint'** Z4 white 25 cm x ~ ~ ~ ◐ ● April-May
Larger than usual green leaves with a bluish cast have a very narrow white edge.
- **'Fernwood's Golden Slippers'** Z4 white 25 cm x ~ ~ ~ ◐ ● April-May
A stable golden yellow sport, found by Rick Sawyer of Main's Shadiest Nursery. It was a surprise gift to us some years ago from Isabelle Rocheleau in Quebec and has delighted us ever since. The chartreuse foliage is large and lush and retains a glow through the summer. Slow to establish but worth the wait.
- **'Hofheim'** Z4 white 25 cm x ~ ~ ~ ◐ ● April-May
Another variegated form with creamy-white stripes. The variegation runs mainly along the edges of the leaves, from the top down with some irregular stripes across the surface.
- **var. rosea** Z4 pink 25 cm x ~ ~ ~ ◐ ● April-May
The pink flowered version of the well-known lily of the valley. The scented flowers are a bit smaller and the plants are a bit lower as well. The vigour is the same though, which means it is difficult to combine with more delicate woodland plants.



Convallaria majalis
'Albostrata'



Convallaria majalis
'Creme de Mint'



Convallaria majalis
'Fernwood's Golden Slippers'

COPTIS (*Ranunculaceae*) gold-thread
aspleniifolia Z4 white 10 cm x ~ ~ ~ ◐ ● ● May

Similar to *C. laciniata*, but after five years in the same location, the patches are still quite open. *C. aspleniifolia* appears softer and shinier, and the compound leaves don't lie flat like *C. laciniata* but gently curve down like the edges of a soft, heavy feather. After many years of looking for it in the wild, we finally encountered a small colony along the magnificent Shorepine Bog Trail in Pacific Rim National Park BC in December 2019.

- laciniata** Z6 yellow 10 cm x ~ ~ ~ ◐ ● ● May
An underused, evergreen groundcover, native from SW Washington to NW California, where it inhabits shady spots under deciduous and evergreen trees. It takes a few years to settle in but will form a nicely textured and dense mat of glossy, dark green leaves that resemble those of a dwarf *Astilbe*. It is growing well in our woodland, in and around a moose skull that was found by my brother when hiking Mt. Robson. The common name refers to the thin yellow roots that wind their way through the forest floor.



Convallaria majalis
'Hofheim'



Convallaria majalis
var rosea

COREOPSIS (*Asteraceae*) tickseed
tripteris Z4 yellow 200 cm x 90 cm ◐ Aug-Sept

With a Grade A for sturdiness, this tickseed carries masses of fresh, yellow flowers, 5 cm in diameter, atop the tall stems. The relatively thin stems are sparsely clothed with narrow, deeply divided, dark green leaves, giving the whole plant an open character. Also effective after flowering, it stands upright through most of the winter. Good in combination with the taller *Miscanthus*, *Eupatorium*, *Sanguisorba* and *Veronicastrum*.


- verticillata**
- **'Grandiflora'** Z4 yellow 50 cm x ~ ~ ~ ◐ June-Aug
Glossy, extremely fine, needle-like foliage sprouts from stiffly upright-growing, dense colonies of stems. Quite common, but a reliable and long-lived performer for the front and middle of the border. Pleasing, daisy-like, deep yellow flowers bloom from early summer onwards. Keep the spreading clumps under control by cutting them back with a digging fork every second or third year. Does not require staking and maintains an effective skeleton deep into winter. **AGM**
- **'Moonbeam'** Z4 yellow 35 cm x 50 cm ◐ June-Sept
The pale yellow flowers on this endlessly blooming cultivar suit any garden scheme. A mounding form with no spreading tendencies that is suitable for the very front of the border. **PPA (1992)**




Coptis aspleniifolia




Coptis laciniata



Coreopsis tripteris



Coreopsis verticillata
'Grandiflora'



Coreopsis verticillata
'Moonbeam'

CORTUSA (*Primulaceae*) **E. Europe, Asia**

matthioli
— **subsp. pekinensis** **Z4** **purple** **30 cm x 25 cm** **▶●●** **June**
(Syn. *Primula matthioli* subsp. *pekinensis*) The small purple bells appear in pendulous clusters of up to 12 flowers, atop purple flushed stems above the soft green foliage. The leaves are rounded, heart-shaped at their base and have an irregular serrated edge. An easy but charming plant for a rich soil in the shady woodland.



Cortusa matthioli
subsp. *pekinensis*



Corydalis elata



Corydalis flexuosa
'AGM Form'

CORYDALIS (*Fumariaceae*) **fumewort**

elata **Z5** **blue** **60 cm x 40 cm** **▶●●** **June-July**
Taller than the other blue-flowered *Corydalis* and later-blooming, but, like the other "blues," it has a delicate scent. Growing at the nursery alongside *Euphorbia corollata*, it forms nice clumps that emerge in early spring with soft, rounded, emerald-green foliage. This species goes dormant over winter, unlike the other forms.

flexuosa
— **'AGM form'** **Z5** **blue** **60 cm x 40 cm** **▶●●** **May-June**
After many years of growing various forms of blue *Corydalis*, we are pleased to offer this reliable performer that got its seal of approval from the RHS. Foliage starts to appear in late winter and fills out, becoming a ferny mound by early May. Electrifying blue flowers are packed in dense clusters at the tips of the stems. They have a pleasant scent and persist until early July. The clumps do not go dormant until fall.

AGM
lutea **Z5** **yellow** **40 cm x 50 cm** **○▶●●** **April-Nov**
(Syn. *Pseudofumaria lutea*) Golden-yellow flowers smother the soft, emerald-green mounds of foliage from earliest spring until late fall. In ideal conditions—a moist soil with part to full sun—this figwort can reseed itself plentifully (read "pestily").

ochroleuca **Z5** **white** **45 cm x 45 cm** **○▶●●** **April-Nov**
(Syn. *Pseudofumaria alba*) Similarly inexhaustible flower display as that of *C. lutea*, but it is a little more robust and has foliage that shows off a more glaucous green. Will also seed itself under the appropriate conditions and does not shy away from dry shade.


scouleri **Z6** **mauve-pink** **120 cm x ~** **▶●●** **April-June**
A BC native with a colonizing habit in moist, humus-rich soils where its stems can grow as tall as 150 cm. The delicate, pale green leaves form beautiful lush mounds, topped in the spring with dense, up to 10-cm-long spikes of mauve-pink flowers. It spreads by underground rhizomes that are (if necessary) easily controlled in early spring when the fresh shoots come up through the duff. In our gravelly soil, the plants form a more open patch and the height is about 70 cm. During the summer, this species tends to go dormant in our garden. Under moist conditions, the foliage will persist through the summer.

solida **Z5 (3)** **lilac** **20 cm x 20 cm** **▶●●** **Mar-April**
A bulbous form of *Corydalis*, appearing in late winter in the deciduous woodland, with elegantly unfolding, soft green foliage. The flowers appear towards the end of winter and early spring in various shades of smoky lilac. Pleasantly reseeds itself to form nice colonies over time. Slips into dormancy soon after the flowers are spent. Great under shrubs with winter aconite, cyclamen and *Hacquetia*. A white and a purple-blue colour variant are on the horizon.

— **subsp. solida**
— **'Beth Evans'** **Z5 (3)** **pink** **20 cm x 20 cm** **▶●●** **March-April**
Deep pink in bud, turning soft pink with a white throat when open. A very pretty selection.

— **'George Baker'** **Z5 (3)** **red** **20 cm x 20 cm** **▶●●** **March-April**
Rich, brick-red colour on this fumewort. Great with black, green and cream flowering *Helleborus*, *Omphalodes* sp. and early primroses. **AGM**

transylvanica **Z5** **red** **20 cm x 20 cm** **▶●●** **March-April**
Received as such but listed in the plantfinder as *C. solida* subsp. *solida*. The form on offer is similar to 'George Baker' but with more pinky-red flowers, slightly larger flower spikes and is a week or two later to come into bloom.



Corydalis lutea



Corydalis ochroleuca



Corydalis scouleri



Corydalis solida



Corydalis solida ssp. *solida*
'Beth Evans'



Corydalis solida ssp. *solida*
'George Baker'



Corydalis transylvanica

'Wildside Blue' Z5 blue 50 cm x 45 cm ◐● June-July
 A find from Keith Wiley in his Devon UK, Wildside garden and thought to be a hybrid between *C. flexuosa* and *C. elata*. Clumping, long-lived, long blooming and foliage that even shows well in the wintertime! The leaves are a bluish green and the flowers appear from late spring until early summer in an irresistible blue. Does not go dormant after blooming.




Corydalis 'Wildside Blue'

CRAMBE (*Cruciferae, Brassicaceae*) kale
cordifolia Z5 (3) white 180 cm x 150 cm ○ June
 Impressive, coarse, puckered leaves erupt from a thick, beet-like root, forming a mound about 70 cm tall and 150 cm wide (after a few years, that is). In mid spring, one or more flowering stems rise up from this mound and branch out to form an exceedingly finely textured, giant, baby's breath-like cloud, seemingly suspended from above. The tiny white flowers are often followed by spherical seeds and the entire flowering stalk is effective until late fall storms blow it over. Some people remark that the foliage "looks like cabbage." Yes, and it smells like cabbage, too, not surprisingly, since it's in the same family. In late summer, when the foliage starts to deteriorate, you will wish you hadn't planted it so close to the patio. Does not reliably flower every year. Protect from slugs early in the season. **AGM**

maritima Z5 (3) white 50 cm x 100 cm ○ June
 Although one can still recognize the cabbage connection, it has a completely different look than the previous species. Our form of this species emerges in spring with beautiful, glaucous foliage, flushed with a rich purple colour. The leaves lie on the ground and are the perfect backdrop for the dense corymbs, up to 30 cm wide, of sweetly scented, white flowers. Effective in foliage throughout the growing season and a great plant for a Mediterranean look. Native to sandy beaches in southern Europe and Great Britain and, for the *Chef du Maison* looking for something different, this one is edible too. It also has smelly leaves in the fall season. **AGM and GPP**

CROCOSMIA (*Iridaceae*)
'Jupiter' Z6 orange 60 cm x 50 cm ○ July-Aug
 A dense, low-growing, clumping *Crococsmia* with effective, sword-like foliage displaying pleasant, peach-coloured flowers in midsummer.



Crambe cordifolia



Crambe maritima

CYCLAMEN (*Primulaceae*) cyclamen, sowbread S. and S.E. Europe
coum Z5 mix 20 cm x 35 cm ◐● Feb-April
 Fully hardy, these plants are ideally suited to growing under and between deciduous shrubs, so you can enjoy their winter blossoms and green winter foliage when the shrubs are bare. During summer, the soil tends to dry out between deciduous shrubs, which imitates the natural cycle in its native habitat with no rains during the dry season. The corms from *C. coum* only root from the bottom part. We have found that success can be achieved by purchasing plants established in pots, not the bare-root, dried ones available in garden centers during the fall bulb season. Squirrels can be another cause of disappointment with this plant.



Crococsmia 'Jupiter'



Cyclamen coum

The corms will become larger and produce fuller foliage as the years go by but will never achieve the sizes of *C. hederifolium*, settling for about 5 cm. Self-seeding will occur in suitable locations. Some lime is usually appreciated. The heart-shaped foliage of the forms we offer ranges from solid green, to marbled to the *C.c.* 'Pewter Group' with (near) solid, pewter coloured leaves. *C. coum* usually starts to leaf out in fall but does not reach its peak bloom until February-March. Flower colour is usually pink but white flowering forms are sometimes on offer. Their scent reminds us of the smell in Asian trinket stores. The plants go dormant from late spring until early fall, so make sure not to inadvertently damage the corm. Combined in our garden with woodland anemones, deciduous hellebores, *Sesleria* and *Corydalis*. **AGM and GPP**

hederifolium **Z5** **mix** **20 cm x 40 cm** **▶●** **Aug-Oct**
 Another hardy cyclamen that starts to bloom in late summer, before the leaves emerge. As flowering tapers off, the ivy-like foliage, sometimes spectacularly marbled, shows up in early fall and remains effective throughout the winter. *C. hederifolium* only forms roots from the top part of the corm and the corm size can reach up to 25 cm across after several years (there are some corms in our garden that are 25+ years old). We have mixed these in a bed with *C. coum* in order to extend the blooming period; both tolerate the same cultural conditions. *C. hederifolium* seems to be more robust and is probably a tad easier to cultivate than *C. coum*. Foliar variety is unlimited and can create "collector's craze". The *C. h.* 'Nettleton Silvers' is a group with near solid silvery-pewter foliage, sometimes dotted with small green accents. Seedlings of our white and pink flowered "long-leaf" forms are starting to establish. Some of the plants are quite fragrant; it's best to come for a visit and sniff these out when in bloom! **AGM and GPP**



Cyclamen hederifolium

purpurascens **Z6** **mix** **20 cm x 30 cm** **▶●** **May-July**
 We weren't sure about the hardiness of this species but it has come through many winters now without protection. The leaves are rounded, evergreen and show various degrees of mottling or sometimes a silvery overlay. The undersides have a rich purple-red colour. The flowers can start as early as late May and can last into early July. They are sweetly scented but unless you'd have a drift of them, you'd have to go down to the ground to catch their sweetness. **AGM**



Cyclamen purpurascens

DACTYLORHIZA (*Orchidaceae*) **leafy orchid**
foliosa **Z5** **purple** **45 cm x 30 cm** **○▶** **June**
 Syn. *Dactylorhiza maderense*. We grow a green leaved form of this species which clumps rather nicely. Topped in late spring and early summer with saturated purple spikes. A striking and easy orchid for rich, moisture-retentive soils. Great use as a cut flower as well. A full on assault by voles during the winter of 2018-19 has decimated our stock. With the generous sharing of Liz and Brenda we are carefully bringing back the supply. **AGM**




Dactylorhiza foliosa



Dactylorhiza foliosa spotted foliage

— **spotted foliage** **Z5** **pink** **45 cm x 30 cm** **○▶** **June**
 In early spring, the plants emerge with striking purple-red spotted foliage. These markings cover the entire surface of the leaves. The spotting will fade a bit as the season comes along but does not disappear. The flower spikes are a few tones lighter compared to the previous form.

DALEA (*Fabaceae*) **prairie clover** **N. America**
candida **Z4** **white** **80 cm x 50 cm** **○** **Aug-Sept**
 Finely textured foliage along stiffly upright stems. The small white flowers with yellow anthers, appear in dense cylindrical heads atop the branched stems. Roots of this plant can travel deep, giving it access to water during periods of drought.



Dalea candida




Dalea purpurea 'Stephanie'

purpurea
 — **'Stephanie'** **Z4** **lav-blue** **50 cm x 50 cm** **○** **Aug**
 A much shorter selection from the species (normally some 90 cm), made by Dale Lindgren, professor in horticulture at Nebraska—Lincoln University. Bright lavender-blue spikes top this floriferous form in mid summer. Full sun, drought tolerant and not too rich soil. Attractive with grasses like *Sporobolus*, *Schizachyrium scoparium*, *Stipa* and *Sesleria autumnalis*.

DARMERA (*Saxifragaceae*) **umbrella plant** **S. Oregon-N. California**
peltata **Z5** **pink** **120 cm x ~** **○▶** **May-June**
 Depending on moisture availability in the soil, this plant can sprout impressively sized, peltate leaves up to 60 cm across from a stout rhizome that grows on the surface. In May, before the leaves develop, the flowers appear densely packed in rounded clusters on top of stems that reach 40-80 cm in height. Although this plant grows well in boggy soil, as in its native territory along creek banks under a mixed forest canopy, it performs very well in our gravelly soil, amended with compost to improve the moisture retention. **AGM and GPP**



Darmera peltata foliage



Darmera peltata 'Nana' in flower

- **'Nana'** **Z5 white-pink 60 cm x ~ ~** **○ ▸** **May-June**
After having evaluated a form of this for a number of years without impressive results in differences in vigour and size, we finally got our hands on a truly dwarfed sized version. Over the period of three years, this has not reached over 50 cm in height and the rhizome is significantly thinner. The form we offer has nearly white blossoms which are displayed in much more open clusters atop stems that barely reach 30 cm. **GPP**



Datisca cannabina



Datisca cannabina 'F.S. Selection'

- DATISCA** (*Datisceae*) **false cannabis S.W. US and N.W. Mexico**
- cannabina** **Z5 yell/green 300 cm x 120 cm** **○ ▸** **Aug-Sept**

Some folk might wish this to be a legal alternative to cannabis and the foliage does bear a resemblance, as do the flowers, in a way. The tall and sturdy stems, which will reach the maximum height of 300 cm on rich and moist soils, are topped in late summer with open, gently arching, pale yellow-green spikes. It has a clumping habit and amazing speed of vertical growth in the spring. Although not a conspicuous plant, false cannabis can be effectively used as a textural backdrop in the border.

- **'F.S. Selection'** **Z5 yell/green 300 cm x 120 cm** **○ ▸** **Aug-Sept**
Finer in appearance with more yellow than green drooping spikes and glossy green, pinnate leaves.

- DEINANTHE** (*Hydrangeaceae*) **Japan**
- bifida** **Z5 white 40 cm x 40 cm** **▸ ●** **July**

A rare perennial relative of *Hydrangea*, with large, serrated, bifid (split in two at the tip), deep green leaves, up to 20 cm long and 15 cm wide. The nodding, waxy flowers appear in clusters at the ends of the stems. Their full beauty can only be appreciated when one gently lifts a blossom to admire the arrangement of the sexual parts on the flower. A well-grown specimen makes for a great textural accent. Plant in dappled shade in a moisture-retentive, humus-rich soil. Keep it sheltered from drying winds that can damage the leaves and protect from slugs in the spring. Needs a few years to come into its own.

- **pink bud selection** **Z5 white-pink 40 cm x 40 cm** **▸ ●** **July**
The flower buds are blushed with pink.

- caerulea** **Z5 blue 40 cm x 40 cm** **▸ ●** **July-Aug**

A fine, sought-after species that is less demanding, and seemingly better suited to our garden overall, than *D. bifida*. Requires time to establish but is not as susceptible to damage from slugs and is also a bit more flexible in terms of where it will grow. The obovate to oblong leaves have a serrated edge, are a paler green, and grow 10-25 cm long and 5-15 cm wide. They usually have a golden-brown flush to the emerging leaves. We grow several clones and one of them, like *D. bifida*, has a cleft in the tip of its leaf which is quite unusual. *D. caerulea* flowers much like *D. bifida*, but has lavender-blue blooms. A rich, moisture-retentive soil will give the most impressive results.



Deinanthe bifida



Deinanthe bifida pink bud selection



Deinanthe caerulea

- DESMANTHUS** (*Mimosaceae*) **Illinois bundleflower N.E. USA**
- illinoensis** **Z4 white 100 cm x 80 cm** **○** **July-Aug**

Yes, I know, it doesn't look like it but yes it IS hardy! With foliage that looks like mimosa, this plant is easy to stun your plant friends with. It has a nice open habit and is a fine addition for your sunny border. Tolerant of a range of soils from fertile to meagre, it is quite easy to please. Although not smothered, the plants are topped from mid to late summer with compact thimble shaped heads from which the stamens protrude. The flowers are followed by interesting seedpods which consist of small, flat, curved beans which are densely layered into a rounded head that colours black by the onset of fall. Combines beautifully with grasses, gay-feathers (*Liatris*) and sages to just name a few.



Desmanthus illinoensis

- DIANTHUS** (*Caryophyllaceae*) **carnation**
- amurensis** **Z5 (3) red-violet 35 cm x 40 cm** ○ **July-Sept**
A Siberian native that is rarely found in gardens. It forms a dense clump, from which many thin stems develop and more or less trail through neighbouring plants in the front of the border. The pretty flowers are single and about 2 cm across. Valuable for its long and late flowering season. Also great for the rockery.
- carthusianorum** **Z5 (3) pink 60 cm x 30 cm** ○ **June-Aug**
Native from Western and Central Europe to SW Russia, where it grows on sunny, dry, grassy slopes. The almost leafless flower scapes emerge from grass-like clumps of foliage and are topped with long-blooming, densely packed clusters of deep pink flowers. Performs well for us in the front of the border.
- cruentus** **Z4 red 40 cm x 30 cm** ○ **May**
Dark red clusters of flowers floating on short stems above the grassy clumps. Great for a sunny spot in a sandy or rocky soil.
- knappii** **Z4 (3) yellow 40 cm x 30 cm** ○ **May-July**
The sulphur-yellow colour, so rare in *Dianthus*, is the main attraction of this plant. Native to the former Yugoslavia, it is quite similar in habit to *D. carthusianorum* but is lower in stature and has smaller clusters of flowers. Nice for the sunny rockery or with lower grasses in the front of a sunny, well-draining border.



Dianthus amurensis



Dianthus carthusianorum



Dianthus cruentus




Dianthus knappii

- DICENTRA** (*Fumariaceae*) **bleeding heart**
- cucullaria** **Z3 white 20 cm x 35 cm** ○ ◐ **April**
This ephemeral species is native to the Eastern US. It is one of the first woodlanders to emerge in the spring and is also one of the first to retreat. The plants grow from little bulblets that cluster together, forming dense clumps that can be lifted and divided every couple of years. They enjoy the warmth of the spring sun, but protection from hot summer sun, and are thus perfectly happy between the roots of deciduous shrubs where they will slowly increase and enhance your spring pleasure with their exquisitely cut foliage. Eastern native companions include *Caulophyllum*, *Trillium* spp., *Mertensia* and *Erythronium*.

- formosa** **Z5 (3) pink 30 cm x ~** ◐ ● **April-May**
A BC native that forms sizeable patches in dry or moist shade. this will go into dormancy by midsummer. Let it colonize around groupings of ferns, along with *Omphalodes* and *Oxalis oregana*, or blend it in—almost a dirty phrase to garden connoisseurs—with your existing patch of *Aegopodium podagraria* 'Variegata', adding some nice spring tones to an otherwise monotone patch. This is a "tough cookie" that withstands some abuse and then retreats when it can't take any more.
- **'Margery Fish'** **Z5 white 35 cm x ~** ○ ◐ ● **April-July**
Finely dissected, silvery-gray foliage sprouts from a rapidly spreading, fibrous rhizome, creating an attractive groundcover in the shade. The flowers are pure white and appear between and slightly above the greenery. The foliage is effective throughout summer and fall, and the plants combine well with *Pulmonaria*, *Phlox divaricata*, *Trillium*, *Athyrium niponicum* var. *pictum* and *Asarum*. This selection has performed above expectation in a spot in our garden where it receives a couple of hours of afternoon grilling in the sun.

macrantha: see **ICHTHYOSELMIS macrantha**
spectabilis: see **LAMPROCAPNOS spectabilis**



Dicentra cucullaria



Dicentra formosa



Dicentra formosa 'Margery Fish'

- DICTAMNUS** (*Rutaceae*) **gas plant**
- albus** **Z3 pink 70 cm x 60 cm** ○ **June-July**
Forms a dense and deep rootstock that resents being moved. After a few years, it forms an impressive clump, attractive in leaf throughout the growing season. Slow to establish, in late spring and early summer, it is topped with racemes that support pretty, open-faced flowers with an elegant boss of long stamens, flowing like a tongue from the petals. The flowers are followed by starfish-shaped capsules that dry wonderfully and that can, and should, be used in winter bouquets. The glossy, black seeds are ejected from the capsules with great force, sending a loud snapping sound toward unsuspecting visitors on warm summer days. **AGM**



Dictamnus albus



Dictamnus albus 'Albiflorus'

- ‘**Albiflorus**’ **Z3** **white** **70 cm x 60 cm** **○** **June-July**
 This is the less common, pure white-flowering form that is grown from seed. We received it from our friend Jim Brockmeyer, owner of the retired Bluestem Nursery in Christina Lake, who grew a fabulous specimen of this at the bottom of his staircase. **AGM**



Digitalis ferruginea



Digitalis grandiflora

DIGITALIS (*Scrophulariaceae*) **foxglove**
 There are many species of foxgloves and there are just as many applications and habitats in which they can grow, justifying their use in every garden. From shade to sun and from moist to dry, all are beautiful plants that lend great elegance with their long, slender, flower stalks that, in many cases, remain effective deep into winter. All of the species we offer have tubular flowers that are loved by bees. Some forms are biennial but will usually reseed plentifully to ensure future generations.

- ferruginea** **Z4** **yel-brown** **150 cm x 30 cm** **○▶** **July-Aug**
 A very architectural S. European native with tall spires, densely packed with copper-coloured flowers. The first year's rosettes are very attractive in the winter garden and so are the dried stalks that turn pitch-black towards the end of the fall. In late February, they will withstand the wildest of storms, but not the clippers. Sometimes new flower stems appear in the third year, from the original rosette, but this species should be considered a two-year deal. Will seed itself reliably, but politely, at appropriate sites. This foxglove performs as well in our gravel garden as in our sun and shade borders. Beautiful in groupings, combined with *Eryngium giganteum*, *Knautia*, *Petrorragia*, *Anthemis*, *Euphorbia* and so on. **AGM and GPP**



Digitalis lutea



Digitalis parviflora

- grandiflora** **Z4** **yellow** **100 cm x 30 cm** **▶●** **June-July**
 (Syn. *D. ambigua*) Multiple stems top the perennial clump of this Central European species in early summer. The flowers are quite large, up to 5 cm long, and are a pleasant, pale yellow colour. **AGM and GPP**

- lutea** **Z4** **yellow** **100 cm x 30 cm** **○▶●** **June-Aug**
 The toughest foxglove of all, this species displays good vigour under various light conditions, grows a multitude of stems from the same plant and seeds itself abundantly (sometimes even too much) in any available nook or cranny. The small, pale yellow flowers are a delight in the shade garden where few plants flower in midsummer. Seeding can be kept in check by clipping off the flowering stalks before they turn black. Foliage is semi-evergreen. **AGM**

- parviflora** **Z5** **red-brown** **90 cm x 30 cm** **○▶** **June-July**
 Healthy, evergreen clumps of this long-lived, perennial foxglove, which calls the mountains of northern Spain home, stand out in the winter landscape. From late spring to midsummer, each clump generates a few sturdy stalks that are covered with a white fuzz. The flowers are small, tightly packed together and have a beautiful, rusty-brown colour. The spires are sturdy and would still be standing the following June if we didn't clip them back earlier. *D. parviflora* will easily adapt to any garden site, as long as it is not overly moist or poorly draining. Self-seeds just right. **AGM**

- DIPHYLLEIA** (*Berberidaceae*) **umbrella leaf**
cymosa **Z5 (3)** **white** **100 cm x 90 cm** **▶●** **May-June**
 Native to the Blue Ridge Mountains in the Eastern USA, where it tends to grow along forest edges and clearings. Umbrella leaf prefers moisture-retentive soils. Its strong, upright stalks develop from a stout rhizome, quite late in the spring, and produce one or two large, umbrella-like leaves up to 40 cm across. The leaves are shallowly, but sharply, lobed and are almost divided into two by a deep cleft. The stems bearing two leaves are the ones that produce the flowers, which appear in rounded, terminal clusters above the foliage. During summer, the flowers develop into green clusters of berries that turn a glaucous, powdery, deep blue in fall. At the same time, the stems also turn colour, from green to a striking, bright red, which combines wonderfully with the fruit.



Diphylleia cymosa

This is a long-lived, easy, bold addition to the shade garden. Since the leaves grow high above the ground and the plants are late to emerge, there is a perfect opportunity to underplant with low, shade-loving plants or early bloomers like *Hacquetia*, *Anemone nemorosa*, *Cardamine*, *Oxalis* and *Chrysogonum*. **GPP**

- DISPORUM** (*Liliaceae*) **fairybells**
- cantoniense**
 — ‘Green Giant’ **Z6 yel-whi 180 cm x 70 cm** ▶● **May-June**
 A gorgeous, slow growing fairy bell, native to China. It emerges in the spring with energy charged stalks, beautifully unfolding the bronze flushed flowers and foliage. The leaves turn a leathery dark green and the pendulous flowers appear in small clusters at the tips of the branching stems. They are followed in the fall by small, bluish-black fruit. This plant tries to remain evergreen until serious night frosts turn it brown.
- ‘Night Heron’ **Z6 yel-whi 180 cm x 70 cm** ▶● **May-June**
 The same traits as ‘Green Giant’ but possibly a titch darker coloured stems and emerging leaves. A luscious feast for the eyes in the spring. We find this form also very slow to expand and it will take some 5 years to reach the mature height but man, is it ever worth it! **AGM and GPP**
- flavens** **Z4 yellow 70 cm x 50 cm** ▶● **May**
 A fine species, which I believed I was growing for many years, since I had received a plant under this name that turned out to be *Uvularia grandiflora*. Once I encountered a plant, loaded in the fall with blue berries, the penny dropped (a number of dollars actually). It has become a much valued member of our woodland community with its attractive, buttery yellow, pendulous flowers, sturdy stems, and long-lasting, healthy, disease-free foliage.
- hookeri** **Z5 white 80 cm x ~** ▶● **May**
 (Syn. *Prosartes hookeri*). Hooker’s fairybell is a lovely native, preferring shady conditions and a moist, rich, soil. It differs from Smith’s fairy bells in that the leaves are slightly hairy on the margins and the stem is hairy as well. The slightly flared sepals are also shorter than on Smith’s fairy bells, thus exposing the yellow stamens. In good years, the flowers will be followed in the fall by orange berries. The slender rhizomes can create colonies over time.
- lanuginosum** **Z4 yell/white 80 cm x ~** ▶● **May**
 (Syn. *Prosartes lanuginosa*) This is one of only two species in this genus native to the Eastern USA. I collected seed of this fairybell in 1994 in the Blue Ridge Mountains near Asheville, NC where it grew in moist valleys, shaded by a variety of oaks, maples, Carolina snowbell, and Carolina hornbeam. These plants spread by short, knotty rhizomes and produce masses of erect, freely branched, forked stems up to 80 cm tall with alternate, elliptic leaves. The nodding pale yellow flowers appear in clusters of one to three at the tips of the stems and are followed by oval, orange-red berries in summer and fall. Bright, open shade and a rich soil will produce the most impressive stand.
- maculatum** **Z5 white 70 cm x ~** ▶● **May**
 (Syn. *Prosartes maculata*) Spotted mandarin is the other Eastern USA native. Found in the Appalachian mountains down into the Great Smoky Mountains. The elegant nodding blossoms are cream coloured and covered with fine purple spots. Woodland conditions in moisture retentive soil. Nice combined with other Eastern natives like *Jeffersonia diphylla*, *Dicentra cucullaria*, *Phlox stolonifera*, *Trillium sp.* and *Pachysandra procumbens*.
- smilacinum**
 — ‘Flore Pleno’ **Z6 cream 25 cm x ~** ▶● **May**
 A slowly spreading, unusual Japanese woodlander with dainty, double white flowers. The arching stems are branched and carry narrow leaves with neatly accentuated veins.




Disporum cantoniense ‘Green Giant’



Disporum cantoniense ‘Night Heron’



Disporum flavens



Disporum hookeri



Disporum lanuginosum fruit



Disporum maculatum



Disporum smilacinum ‘Flore Pleno’



Disporum smithii

smithii **Z4** **cream** **50 cm x ~** **● ●** **May**
 (Syn. *Prosartes smithii*). The sepals on Smith's fairy bell, another West Coast native, are quite long and thus hide the stamens, but the slender, pendant flowers hang elegantly from the leaf axils. This species often has attractive reddish-brown stems, which form a fine backdrop for the floral display. **GPP**



Dodecatheon dentatum




Dodecatheon hendersonii

DODECATHEON (*Primulaceae*) **shooting star** **W. B.C.**
 These are spring-flowering plants with a special note regarding their dormancy: by midsummer, they seem to disappear, both above and below ground. With thin, whitish roots, topped by a bud not much bigger than the root diameter, it is often mistaken for dead by many a disappointed gardener. Don't worry, hands off, but mark the location. Spring sun is the key to growing these charmers successfully.

dentatum **Z5 (3)** **white** **35 cm x 30 cm** **● ●** **April-May**
 Rare in the wilds of B.C. and, of the three offered here, the most appreciative of dappled light in your garden. Spring moisture is important and, as we have found in our garden, they tolerate some pretty dry but cool conditions during the summer months. Dentate (toothed) leaves form a rosette in early spring, soon giving rise to flowering scapes displaying a cluster of nodding flowers. The petals are strongly reflexed, exposing a cluster of long, yellow stamens that are marked, all around the base, with a wavy, purplish edge, creating a nice contrast. **AGM**

hendersonii **Z5** **pink** **40 cm x 30 cm** **○ ●** **April-May**
 Pretty, nodding flowers, in clusters atop the leafless stems, show a remarkable resemblance to flowers of *Cyclamen*, a close relative. Naturally occurring on dry, grassy slopes and sunny clearings in the woods, this species should not be planted in a lot of shade. The foliage of shooting stars often goes dormant by midsummer, allowing the plants to survive periods of drought. The seed stalks persist deep into summer, displaying a subtle beauty not unlike that of stalks of *Primula florindae*. This is easily distinguished in the field from the following species by its ground-hugging leaf rosette and its broadly ovate foliage. **AGM**



Dodecatheon meadia



Dodecatheon meadia 'Alba'

meadia
 This species is native to eastern North America. It prefers fairly rich and moisture retentive soil in sun or part sun. Although going dormant by the beginning of summer, the roots don't want to dry out during the remainder of summer and fall.

— **'Alba'** **Z5** **white** **40 cm x 25 cm** **○ ●** **May**
 Beautiful, pure-white shooting stars. **AGM**

— **'Aphrodite'** **Z5** **pink** **50 cm x 30 cm** **○ ●** **April-May**
 A selection that is larger and more robust in all parts.

pulchellum **Z5 (3)** **pink** **40 cm x 30 cm** **○ ●** **April-May**
 Prefers moister locations in the garden. The 3 to 20 cm long leaves on this otherwise variable species stand upright from the rosette and are more elongated. It usually flowers two to three weeks later than *D. hendersonii*. **AGM**

— **'Red Wings'** **Z5** **purple** **35 cm x 25 cm** **○ ●** **May**
 You might have a hard time seeing shooting stars but this one is hard to miss, even from a distance. The vibrancy of 'Red Wings' surprises me every spring. We received this from Erika Feldweber, in Austria, some 20 years ago and it has pleased us ever since. Compact growth habit.



Dodecatheon meadia 'Aphrodite'



Dodecatheon pulchellum

DRACUNCULUS (*Araceae*) **voodoo lily, dragon lily** **Balkans**
vulgaris **Z5** **red** **100 cm x 90 cm** **○ ●** **June**
 This European species is related to the more familiar *Arum* and *Arisaema*. Plant the corms deep, say 30 cm down in nutrient-rich soil. In the garden it stinks to high heaven when in full bloom in order to attract insects that will move down the spadix and indulge in the cognac found at the bottom of the pit and in doing so pollinate the plant while reaching a delirious state with death as the ultimate offer. The corm grows a stout, mottled stalk, holding multiple leaves, composed of many small leaflets. In our garden, the large purple-red spathe appears right on the edge of a clump of *Gillenia trifoliata*. A beautiful combo and, most important, far enough from the path to avoid a nasal confrontation.



Dodecatheon pulchellum 'Red Wings'



Dracunculus vulgaris

ECHINACEA (Asteracea) coneflower N. America

The coneflower is an excellent example of a North American wildflower that is well established in our gardens. They all provide long-lasting interest with flowers and seed heads on slowly clumping, sturdy plants. All prefer full sun and resent slowly draining and waterlogged soils. Native to the central plains, all associate very well with grasses and suit the wilder garden, as well as the more tended one. Although we have tried and trialed a number of "New and Improved" selections, few make the grade. Performance, vigour and longevity seem to be lacking in many of the flashy introductions in recent years and, honestly, who cares about forms like *E. 'Doubledecker'* or *E. 'Double scoop cranberry'*?

'F.S. Superstar' Z3 red-pink 70 cm x 45 cm O July-Sept

This excellent selection has been delighting us for many years in our parking border, displaying its perfect daisy-like flowers in a vibrant rosy-red colour. The ray flowers curve upward around the orange-brown cone. After blooming the flowers fade to a burned-orange colour. Long-lasting, often into early October, this is shorter in stature than *E. purpurea* and slow to clump. We believe that there is some *E. tennesseensis* in here. A Free Spirit introduction.

pallida Z3 pink 90 cm x 45 cm O July-Sept

The narrow, drooping ray flowers create a dramatic effect in a group planting between grasses like *Sporobolus* and *Molinia*. This species is distinguished from *Echinacea angustifolia*, the narrow leaf coneflower, by having white pollen. The latter's pollen is yellow. *E. pallida* has an open habit, and it is important to situate this plant well: not suffering competition from the guy next door. If sun cannot penetrate to the base of the plant, flowering subsides and the plant rapidly fades.

— 'Hula Dancer' Z3 whi-pink 90 cm x 40 cm O July-Sept

A pretty colour variant from the species with long, narrow, white, drooping ray flowers which have a faint pink blush. Yes, the "petals" do sway in the breeze.

paradoxa

— var. paradoxa Z4 yellow 80 cm x 45 cm O July-Sept

Slightly drooping lemon yellow flowers centered by a rounded but flattish cone. This is the only yellow flowered species of cone-flower. Strap-shaped dark green leaves in tight clumps. Here at the coast, slugs love the young foliage in the spring. The cones will last deep into the winter. Will tolerate a drier position compared to *E. purpurea*.

purpurea

— 'Alba' Z3 white 100 cm x 45 cm O July-Sept

We offer the white-flowered seed strain from *E. 'White Swan'* that displays clean-white flowers with large central cones that provide interest into early winter. **GPP**

— 'Fatal Attraction' Z3 pur-pink 100 cm x 45 cm O July-Sept

Vivid purple-pink flowers make a striking statement in grassy combinations. This recent introduction from Piet Oudolf shows great vigour and a strong, upright habit.

— 'Green Jewel' Z3white-green 80 cm x 45 cm O July-Sept

This fragrant selection was also made by Piet Oudolf. The ray-flowers stand horizontally around the central cone and their white base colour is brushed with a green overlay. Very attractive and a good grower. A bit shorter than most as well.

— 'Leuchtstern' Z3 pink 100 cm x 45 cm O July-Sept

A seed strain of the popular purple coneflower with deep purple-pink flowers on tall, sturdy stems. **GPP**

— 'Virgin' Z3 white 90 cm x 45 cm O July-Sept

The pure white ray flowers are distinctly shorter and more plentiful than in the selections above and are neatly arranged around the central green cone. A picture perfect display of elegance. Selected by Piet Oudolf for its sturdy habit and longevity. We are currently trialling the plants in our garden, hoping for the same strength displayed in *E. p. 'Green Jewel'*.


tennesseensis

— 'Rocky Top' Z3 pink 60 cm x 35 cm O July-Sept


The species is rare in the wild and this seed selection is a good flowering strain. The lanceolate leaves are covered in fine hairs as they emerge in the spring and stay low to the ground. The ray-flowers bend gracefully upward to cup the cone.




Echinacea 'F.S. Superstar'




Echinacea pallida




Echinacea pallida 'Hula Dancer'




Echinaceae paradoxa var. paradoxa




Echinacea purpurea 'Alba'




Echinacea purpurea 'Fatal Attraction'



Echinacea purpurea 'Green Jewel'



Echinacea purpurea 'Leuchtstern'



Echinacea purpurea 'Virgin'



Echinacea tennesseensis 'Rocky Top'

ECHINOPS (*Asteraceae*) **globe thistle**

ritro
— 'Veitch's Blue' Z4 (3) blue 100 cm x 50 cm ○ July-Aug
Excellent border thistle, with a deep, vertical, traveling rootstock. Forms a mound of bristly, leathery leaves, dark green above and silvery-white beneath. The lowest and darkest flowering globe thistle, it displays a multitude of globe-shaped flowers on well-branched, sturdy stalks. Makes an excellent cut flower, fresh or dried. This is the "Real McCoy." **GPP**



Echinops ritro 'Veitch's Blue'



Echinops sphaerocephalus

ELLISIOPHYLLUM (*Plantaginaceae*)
pinnatum Z6 white 6 cm x ~ ~ ● ● May-Sept

A nice but vigorous groundcover that spreads both above and below ground at a decent clip. You might curse it in more complicated, delicate and varied plant schemes, but it's very effective as a medium-sized groundcover in a simple planting scheme from which taller ferns, hostas and Lenten roses can emerge. The trailing stems are densely clothed with apple-green, pinnate foliage. The bright white flowers, about a centimeter across, appear throughout summer from the leaf axils and remind me a bit of *Bacopa*. Here in Langley, in cold winters, the foliage can die back all the way to the roots but the plants remain pretty much green during mild winters.



Ellisiophyllum pinnatum



Eomecon chionantha

EOMECON (*Papaveracea*) **E. China**
chionantha Z6 white 35 cm x ~ ~ ● ● May-Aug

Gardener beware! Snow poppy is a vigorous, read *aggressive*, spreading plant that induces you to believe in the first few years that it isn't. Don't be fooled, and either give it room to roam or place it in solitary confinement in a container. We find the latter worthwhile: it has served well for a number of years in a large stoneware pot in our shade garden, where its lovely, scalloped, glaucous-green leaves lavishly fill the pot. The pure white flowers with a yellow stamen center are a bonus. These appear intermittently throughout spring and summer.

EPIMEDIUM (*Berberidaceae*) **fairy flower**

Fairy flowers are one of our favourite plants for the woodland garden. In the Pacific Northwest, members of this group seem to be a perfect foil, fitting right into the scene and forming great combinations with native ferns, salal, huckleberries, bleeding heart and trilliums, all under the dappled light of Pacific dogwoods, vine maples and red huckleberries.

The majority of the species and varieties offered will flower best if provided with dappled light, deciduous shade, or a few hours of morning or late afternoon sun. Any of these conditions will do. If you give them too much shade, they will very likely still grow but you will miss out on the flower display. We grow most of these epimediums for their foliar qualities but the flowers, although small, are well worth observing and are some of the daintiest in the spring garden. The flowers can be larger than a toonie in diameter (just short of 3 cm) and a few even reach 5 cm. In many epimediums, the petals form elegant spurs, lending a classy, spidery look to the flower.

Most epimediums will withstand drought, but only once they are established and only when planted where there is shade from shrubs, trees or other structures during the hottest part of the day (from noon to 4 pm). Most will flourish best in a good garden soil if compost and/or leaf mould is added when initially planted. They are among the lowest-maintenance of garden plants and often grow well, without needing to be divided, for decades.

A number of the fairy flowers that we offer are deciduous but some are evergreen or rather, semi-evergreen. While the latter still have foliage by the end of winter, they will look like they could use a good clean-up. The state of the leaves in winter is determined by exposure (i.e. whether it is sheltered or exposed to winds or frost), insect damage and such. Of course there are exceptions. Some of the best evergreen perennials in the garden are found within this group of plants. In many forms, clipping the leaves to the ground in late winter (February-March in the Pacific Northwest), will allow you to fully appreciate the flowers, since they can be more or less hidden by last year's growth.



Epimedium 'FS Spring Hearts'

The newly developing foliage, also of great visual importance with its attractive marbling, colouring or edging, is best appreciated when given a clean start. If you wait too long to clip back the foliage, you will seriously damage the brittle, swan-like flowering stems that anxiously push up through the foliage in anticipation of spring. The best evergreen forms of *Epimedium* still look good when spring comes around. Then you can decide how much to cut back to the ground: none, only selected individuals, or the entire group.

Since most forms are slow clumping or relatively small in size, try to create small groupings or drifts over time, so the impact of the flowers and foliage can reach its full potential. A lot of species are new to cultivation and experience growing them in the garden is limited and under continuing evaluation, but so far we are very happy with the results. Recognize that after acquiring a plant, it will take a few years to settle in to its new environment and reach maturity, but it is sure worth the effort. Remember that the advantage of slower-growing plants is that they will not take over your garden or the whole neighbourhood.

The vast majority of the species that we offer originate from Darrell Probst and Karen Perkins, owners of Garden Vision Epimediums, Phillipston, Maine U.S. Their knowledge and selection is unsurpassed and we have never experienced mix-ups of plants, a policy we have continued at our nursery. We are not fanatical about collecting every available species and/or selection but instead, we look for worthiness in garden performance and endurance. It always takes a few years to properly evaluate the basic features of a new plant, but we feel it is wise to do so and because of this, we are able to provide you with accurate information and selections truly worthy of growing in your garden or on your balcony. For the enthusiast who wishes to indulge further in *Epimedium* and its relatives, please refer to *The Genus Epimedium and other Herbaceous Berberidaceae*, by William T. Stearn, Timber Press, 2002.

A lot of fairy flowers generate a second flush of leaves after flowering that will often completely cover the first flush of foliage and flowers, resulting in a taller plant. In the size listings below, the first dimension is the blooming height; the number following the dash is the foliar height of the plant for the rest of the growing season. For **example: 20 cm - 35 cm x 40 cm**; 20 cm is the flowering height, 35 cm is the foliage height (after the 2nd flush) and 40 cm is the spread. Sometimes the flowers are taller than the foliage hence the first value being higher than the second. If only one height is listed, there is no second flush of leaves and flowers usually match the height of the foliage.

acuminatum **Z6 pur/white** **30 cm - 25 cm x 40 cm** **▶●** **April-May**

Native to China's Guizhou, Yunnan and Sichuan provinces, the clump-forming clone that we grow is quite low, given that other forms can reach up to 50 cm in height. The large, spidery flowers appear above the elongated, leathery foliage and have grape-purple spurs, backed by white inner sepals—a beautiful combination. The foliage is semi-evergreen (of good quality in a sheltered spot), emerging bright green in spring and often shaded with a purple flush in fall and winter. Growing in our open woodland between clumps of *Molinia caerulea* 'Moorhexe', the epimedium's foliage and flowers peek exquisitely from between the emerging, spiky, bright green grass blades. This species is in my personal top 5 favourite epimediums.

acuminatum-tall clone **Z6 pur/whi** **60 cm - 50 cm x 60 cm** **▶●** **April-May**

A bold and beautiful clone with tall, open wands with the large purple and white flowers. The leaves, which persist quite healthily into winter, are flushed with purples and browns before maturing to dark green.

'Amanogawa' **Z5 whi/brown** **45 cm - 30 cm x 45 cm** **▶●** **April-May**

This hybrid resulted from a cross between *E. acuminatum* and *E. dolichostemon*. The emerging foliage is irregularly mottled with red spots. The outer sepals of the flowers are quite wide and snow-white, contrasting with the odd but attractive, chocolate-brown, long-spurred inner sepals. The flowers truly hover above the foliage.

'Amber Queen' **Z5 orange** **40 cm - 30 cm x 40 cm** **▶●** **April-June**

Introduced by Robin White from the late Blackthorn Nursery in the UK. Early to start and sending up flower stems in succession through the spring. The edges of the cup have a burnished amber colour which gradually bleeds to yellow towards the tips of the spurs. The spidery flowers appear in large branched panicles above the leaves. Semi-evergreen. **GPP**




Epimedium acuminatum



Epimedium acuminatum tall clone



Epimedium 'Amanogawa'



Epimedium 'Amber Queen'

'Asiatic Hybrid' Z5 rose 35 cm - 30 cm x 40 cm ▶● April-May
 A seedling, spread under this name by England's Washfield Nursery, reached the former Heronswood nursery in Kingston, WA, and from there this clone started to make the rounds in the PNW. Smallish but charming, pale rose-coloured flowers, hover in tall sprays above the purplish emerging leaflets. Semi-evergreen and a tough denizen of dry shade in our garden. Shared with us by Bucket-Hill gardeners, Margaret Charlton and Charlie Sale.

brachyrrhizum Z6 pink 20 cm x 35 cm ▶● April-May
 Native to Guizhou Province, China, this is also a low, clump-forming species. Solid pink flowers nearly 5 cm across are some of the largest in the genus. The inner sepals are very long and the petals have long spurs, elegantly curving downward to form a handsome claw. The emerging leaflets are irregularly mottled with purple that later fades to green. Semi-evergreen.

brevicornu Z4 white 45 cm - 25 cm x 45 cm ▶● April-May
 Collected in China's Hunan province, producing airy wands above the round, heart-shaped leaflets with masses of small, starry white flowers, each with short, reflexed spurs with a hint of yellow in the center. Deciduous and clump forming.

campanulatum Z4 yellow 45 cm - 25 cm x 45 cm ▶● April-May
 Airy wands with dozens of small, bell-shaped flowers, each with tiny red inner-sepals. A fine and sought after, clumping species that is probably more cold tolerant than stated.

davidii EMR4125 Z5 yellow 40 cm x 40 cm ▶● April-Sept
 These plants are divisions of the original clone collected by Martin Rix in the Mupin valley, in W. Sichuan, China, in 1985. Clump-forming with semi-evergreen foliage that emerges in spring with brownish mottling. The flowers are 2-3 cm across, long-spurred, and yellow with tiny, red inner sepals. Does not mind a little lime. Takes a few years to settle in but then forms a balanced plant with medium-sized foliage. Often shows the occasional flower stem well into September. **GPP**


— **'Emerald Sheen'** Z5 yellow 50 cm - 25 cm x 40 cm ▶● April-May
 The high-gloss and attractively spine-edged foliage sets this form apart. Semi-evergreen in our area. Glossy maroon-coloured leaves when emerging in the spring.

diphyllum Z5 white 20 cm x 30 cm ▶● April-May
 A Japanese species from the Kyushu and Shikoku islands. A compact, clumping, deciduous form that bears small, spurless, pure white flowers between and slightly above the leaves. Usually displays two leaflets per leaf, but sometimes has three. Interesting for species collectors.


dolichostemon Z5 white 45 cm - 25 cm x 40 cm ▶● April-May
 Serrated, narrow, semi-evergreen leaflets with a reddish blush to the emerging leaves. The flowers appear along open, branched stems above the foliage. The blossoms stand out with their strongly reflexed white sepals and strongly protruding stamens, resembling the blossoms of shooting stars (*Dodecatheon*). Native to Sichuan province, China.

'Domino' Z5 white/grape 40 cm - 30 cm x 40 cm ▶● May
 A beautiful, floriferous introduction from Darrell Probst with showy panicles of creamy-white and grape flowers. The dark purple stems, from which the flowers dangle, add an extra dimension. The elegant, elongated leaflets are washed in various shades of maroon before maturing to dark green.

elachyphyllum Z6 white 30 cm - 15 cm x ~ ▶● April-May
 Easy to distinguish by its unique habit of producing single, simple leaves. The evergreen leaves are heart-shaped with a pronounced acuminate tip. They slowly form a low mat from which in spring, short, wiry stems rise up, displaying masses of tiny white flowers.




Epimedium 'Asiatic Hybrid'




Epimedium brachyrrhizum




Epimedium brevicornu




Epimedium campanulatum




Epimedium davidii EMR4125




Epimedium davidii EMR4125
 'Emerald Sheen'



Epimedium diphyllum



Epimedium dolichostemon



Epimedium 'Domino'



Epimedium elachyphyllum

'Enchantress' Z5 pink 30 cm - 40 cm x 45 cm ▶● April-May
 This hybrid originated in the early 1990s at Elizabeth Strangman's Washfield Nursery in Kent. That nursery, like so many in England, was a real challenge to find in a world without GPS. Hiding in a countryside with narrow roads, tall hedges, forks, three-way branches, and a toe-curling system of directional signage. Sprays of pretty, medium-sized, pale pink flowers are produced in spring and continue sporadically into fall. The long, narrow, evergreen leaflets have undulating margins, and often exhibit a reddish-brown cast in winter. An open clumper. **GPP**



Epimedium 'Enchantress'



Epimedium epsteinii

epsteinii Z5 (3)white/pur 25 cm x ~ ▶● May
 The widest sepals in the genus, at almost 12 mm, in bright white. The sepals form the backdrop for the purple spurs that seem tightly pressed against them, extending slightly beyond their tips. Profuse quantities of up to 30 flowers per stem make for a striking presence in the spring garden. Flowers appear both among and above the foliage. The plant spreads at a pleasant pace to form a dense, weed-suppressing patch with medium-sized, overlapping, shiny green leaves. Semi-evergreen. The species is named after the late Harold Epstein, co-founder of NARGS (The North American Rock Garden Society) a great plants man and a fervent *Epimedium* lover. This species was only recently discovered, in 1994, in China's Hunan Province, and was proclaimed and described as a new species by the late W. Stearn in 1997. **GPP**

franchetii Z5 yellow 45 cm x 60 cm ▶● April-May
 Native to Hubei and Guizhou provinces and introduced into cultivation by the incredible Japanese botanist Mikinori Ogisu in 1987. Large, long-spurred, lemon-yellow flowers appear in open panicles between and above the foliage. The evergreen leaves can grow to about 12 cm long and 5 cm wide. In a couple of years, the compact rhizomes will form a lush, dense clump. We have combined this in the garden with *Omphalodes verna* 'Grandiflora', *Hacquetia epipactis* and *Trillium cuneatum*.



Epimedium franchetii




Epimedium 'Free Spirit Atlas'

'Free Spirit Atlas' Z5 (3) mauv/yel 40 cm - 30 cm x 45 cm ▶● April-Aug
 This cultivar forms dense, rounded, lush, semi-evergreen clumps. The long, narrow leaflets are attractively mottled in spring, with irregular, reddish-brown markings. The long flower racemes extend well above the foliage and are evenly spaced throughout the plant. The spidery petals are long-spurred, often displaying an elegant twist at their tips. The spurs have white tips that fade to mauve-pink, ending in a yellow lamina (a thin, flat blade at the base of the petal) in the center. Profusely flowering in spring, *E. 'Atlas'* continues to produce flowering stems throughout the summer.


'Free Spirit Candy' Z5 pink 25 cm x 30 cm ▶● April-May
 A deciduous grandiflorum hybrid, born and raised here at the nursery. The plants are simply smothered with pale pink, long-spurred flowers that measure about 3cm. in diameter. The flowers appear together with the developing foliage, which consists of beautiful dark-red-rimmed leaflets. A combination that never fails to engender "WOW" comments during our spring walks.



Epimedium 'Free Spirit Candy'



Epimedium 'Free Spirit Hot Flush' in flower



Epimedium 'Free Spirit Hot Flush' foliage

'Free Spirit Hot Flush' Z5 white 30 cm - 25 cm x 35 cm ▶● April-May
 The emerging foliage develops a beautiful maroon wash which sets off the white flowers perfectly. A showy selection. Deciduous.


'F.S. Random Rouge' Z5 white 30 cm - 25 cm x 40 cm ▶● April-May
 The green leaflets are randomly spotted with maroon coloured flecks and spots, lovingly referred to by Marianne as 'flying cow-dung', creating a lively, non smelly backdrop for the white blossoms. A dense clumper and deciduous.



Epimedium 'F.S. Random Rouge'



Epimedium 'F.S. Spring Chocolate'




Epimedium 'F.S. Spring Hearts'

'F.S. Spring Hearts' Z5 white 25 cm x 35 cm ▶● April-May
A handsome selection, made here at the nursery. One of the parents is *E. grandiflorum* 'Saturn', the other party is unknown. This deciduous form sports attractive, red-edged spring foliage and is covered in mid-spring with large, long-spurred, pure white flowers that open from cerise-coloured buds. Its very tight clumping habit and the fact that all the flowers appear above the foliage are some of the trademarks of 'Saturn' that have been passed on to 'Spring Hearts'. The latter will be scarce for a while.

grandiflorum

All forms of *Epimedium grandiflorum* are deciduous and, as the name implies, carry large flowers. We have selected the best forms for a super addition to your shade garden. The species is native to Japan, Korea and NE China


- **'Album'** Z5 white 15 cm - 40 cm x 50 cm ▶● April-May
Originally from the late Harold Epstein's garden. Large, long-spurred, pristine white flowers are suspended above the developing, apple-green foliage. A striking combination.
- **'Bicolor Giant'** Z5 pink-red 40 cm - 45 cm x 45 cm ▶● May
Bright pinky-red flowers with pale pink spurs create quite a stir with visitors to the nursery. The large flowers appear in dense, showy clusters before the red-blushed, spring foliage takes over.
- **'Cranberry Sparkle'** Z5 red 20 cm - 25 cm x 30 cm ▶● April-May
Large, rich cranberry-red flowers with small white tips to the ends of the spurs. The leaflets are flushed with bronze in the spring. A showy selection found by Don Elick in the wilds of southern Japan.
- **'Lilafee'** Z5 (3) d.laven 20 cm - 35 cm x 35 cm ▶● April-May
Dark lilac flowers smother the plant in spring, along with the first flush of leaflets that emerge in deep purple. GPP
- **'Orion'** Z5 (3) red 35 cm x 40 cm ▶● May
One of the WOW! epimediums, with beautiful, large, long-spurred, violet-red flowers displayed between, and slightly above, the developing foliage. Large, pretty, soft green leaflets and wonderful fall colours of soft yellow and orange. Plant in a slightly drier spot in the shade garden.
- **'Purple Prince'** Z5 (3) purple 20 cm - 45 cm x 45 cm ▶● April-May
Flowers of this selection are of the richest, most saturated purple found in any *E. grandiflorum* variety. Profuse and nicely placed above the foliage, the flowers create a real presence in the spring garden. Leaves emerge with a rosy flush. GPP
- **'Rose Queen'** Z5 pink 20 cm - 30 cm x 35 cm ▶● April-May
Large rosy-red flowers appear in profuse quantities above the soft-bronzed leaves. The tips of the spurs fade to a pale pink making this epimedium stand out from a distance. AGM
- **'Silver Queen'** Z5 rose-whi 15 cm - 30 cm x 35 cm ▶● April-May
Large flowers appear white but have a slight pinkish cast on the inner sepals. The first flush of foliage is deep purple and often accompanies the production of another flower stem. Soon forms a nice clump.
- **'Sirius'** Z5 (3) pink-whi 15 cm - 40 cm x 40 cm ▶● April-May
Large, long-spurred flowers in the palest pink appear on very short stems above small, emerald-green leaflets. The second flush of leaves creates a lush, medium green foliage, effective throughout summer and fall. Introduced in 1990 by Dick Weaver, who originally received it from Harold Epstein, who found this spontaneous seedling growing in his garden.
- **'Tama no Genpei'** Z5 rose/whi 20 cm - 40 cm x 40 cm ▶● April-May
A profusely flowering selection that produces bicoloured flowers with lavender-rose sepals and long, spidery, white spurs. The young foliage has a nice purple flush.
- **ssp. koreanum** Z5 (3) yellow 30 cm x 35 cm ▶● April-May
The young leaflets are beautifully brushed with red watercolour hues in spring. The large, sulphur-yellow flowers appear between this newly developing foliage, creating a brief but lovely "Martha moment." No second flush of foliage, and this is a slow clumper.



Epimedium grandiflorum
'Album'




Epimedium grandiflorum
'Bicolor Giant'



Epimedium grandiflorum
'Cranberry Sparkle'




Epimedium grandiflorum
'Lilafee'




Epimedium grandiflorum
'Orion'



Epimedium grandiflorum
'Purple Prince'




Epimedium grandiflorum
'Rose Queen'




Epimedium grandiflorum
'Silver Queen'



Epimedium grandiflorum
'Sirius'



Epimedium grandiflorum
'Tama no Genpei'



Epimedium grandiflorum ssp.
koreanum



Epimedium grandiflorum ssp.
koreanum 'Herold Epstein'

— — **'Harold Epstein' Z5 (3) yellow 25 cm - 40 cm x ~** ▶● **April-May**
 This clone originated in Harold Epstein's garden and, after many, many years, reached a diameter of 350 cm. Spreads slowly by rhizomes, at a rate of 15 to 20 cm per year. In rich, moist conditions, the large leaflets can grow to 12 cm long and up to 7 cm wide. Best used as a groundcover where it will be able to form a nice colony. Will take a few years to settle in and reach maturity. Large, long-spurred, buttery-yellow blossoms emerge before the first bronzed leaflets develop in early spring. Attractive fall colour with yellow and bronze tones.

— **var. higoense Z5 white 12 cm - 25 cm x 30 cm** ▶● **April-May**
 Along with the cultivar 'Saturn', this is one of the earliest-blooming epimediums, blooming as early as the second week of April. The flowers are about loonie-sized, displayed in masses above the developing foliage. The small leaflets are beautifully edged in red as they slowly mature. This species, along with the following selection, is also one of the smallest epimediums to flower in the garden. They are very slow to bulk up but will warm any gardener's heart. All our plants are multi-eyed, blooming-sized divisions.

— — **'Saturn' Z5 white 10 cm - 20 cm x 30 cm** ▶● **April-May**
 This selection is even smaller and grows more slowly than *E. grandiflorum* var. *higoense*, but it is just as lovely. We have grown larger clumps of this form in pots, forming a terrific display in a shady corner of our deck.

'Lemon Zest' Z5 yellow 45 cm - 25 cm x 30 cm ▶● **April-May**
 Darrell Probst's prize pick from a bed of "look-alike seedlings". From low, dense mounds of small, shiny, semi-evergreen leaflets flushed in bronze in the spring, emerge many erect racemes, buzzing with brilliant lemon-yellow bells.

leptorrhizum Z5 pink 25 cm - 35 cm x ~ ▶● **April-May**
 The foliar veins are deeply impressed, giving the leaves a rougher, somewhat pucky look. The undersides of the leaves have a glaucous film. This species always reminds me of its cousin *Mahonia*. Unlike some epimediums, the thin rhizomes of this species come close to the surface and will suffer when allowed to dry out during the summer months. The profuse flowers are a very pretty pink and appear slightly above the foliage.

lishihchenii Z4 yellow 45 cm - 30 cm x 45 cm ▶● **April-May**
 Pale, sulphur-yellow, long-spurred flowers appear in panicles above the evergreen foliage of this Chinese species. Quite a luminescent colour in our spring woodland, where it combines with some beautiful clumps of red *Trillium sessile* and *Adiantum pedatum* 'Miss Sharples'. **GPP**

myrianthum Z6 white 60 cm - 50 cm x 50 cm ▶● **May**
 Another newly discovered species from Hunan Province in China, this was recently described by the late Professor Stearn (the authority on the genus) from Kew Gardens in London. With a decidedly "West Coast" feel, this plant develops large, glossy leaflets on robust stems, lightly mottled with pinkish-brown. The tiny white flowers appear in large quantities above the leaves in tall, airy, multi-branched panicles.

ogisui Z5 white 30 cm x 50 cm ▶● **May**
 This was discovered in 1991 on a cliff next to a waterfall in Western Sichuan Province, China, by the Japanese botanist Mikinori Ogisu. In 1993 Professor W.T. Stearn described it as a new species. As the stems do lean over, this plant is best displayed on a steep bank or in a rock wall, so the flowers can elegantly explore the available open space. Five to ten long-spurred, pure white flowers, each more than 4 cm wide, appear along leaning stems. The foliage is semi-evergreen and when the new leaves appear in spring, they display warm terra-cotta tints before turning dark green. The reverse of the leaf has a glaucous, waxy, white surface.

x omeiense
 — **'Akane' Z5 red-yel 45 cm - 30 cm x 45 cm** ▶● **April-May**
 Large, brilliant, cherry-red flowers with long, bright orange and yellow spurs. These appear in large, open panicles above the lively mottled spring foliage. A striking *Epimedium* in bloom and an effective foliage plant for the rest of the season.



Epimedium grandiflorum
var *higoense*



Epimedium grandiflorum
var *higoense* 'Saturn'



Epimedium 'Lemon Zest'



Epimedium leptorrhizum



Epimedium lishihchenii



Epimedium myrianthum



Epimedium ogisui



Epimedium x omeiense 'Akane'

pauciflorum Z5 whi/pink 25 cm x ~ ◻● May
 Another recently described species, this was discovered and introduced by M. Ogisu from Mt. Mao Xian, Sichuan Province, China, in 1994. Some consider it to be an inferior *Epimedium* and, in terms of flower quantity, they are probably right. Only a few flowers, as the name implies, are produced above the foliage. In our opinion though, the foliage is second to none. Medium-sized leaves with spiny, ruffled edges make for an excellent, textural, dense, evergreen groundcover. Once established, it will spread about 20 cm per year by means of its thin rhizomes. Excellent along rock walls and under deciduous shrubs, where it seems to hold up very well during the summer months with limited supplemental water.



Epimedium pauciflorum



Epimedium x perralchicum 'Frohnlaiten'

× **perralchicum**
 — **'Frohnlaiten'** Z5 yellow 30 cm x ~ ◻● April-May
 A selection made by our late gardening friend, Heinz Klose, from a cross between *E. perralderianum* and *E. pinnatum* ssp. *colchicum*. This selection is one of the best evergreen epimediums in our garden, where it is competing with the shallow root system of a katsura tree and forming a beautiful drift with its short, spreading rhizomes. The leaves are a shiny green with toothed margins and the young foliage emerges in spring with a pretty red flush and green venation. We usually clip part of this drift to the ground in late winter, leaving the rest while they are still unblemished by frost, winter weather and pests. That way, we can more fully appreciate the bright yellow flowers with their vivid red markings, which appear between and slightly above last year's leaflets. Soon afterward, the beautifully marked new growth hides the flowers, forming an impenetrable leaf cover. A very reliable performer for drier spots in the garden. **GPP**



Epimedium 'Pink Champagne'

'Pink Champagne' Z6 pink 50 cm – 40 cm x 50 cm ◻● April-May
 Another superior introduction from Darrell and lauded by him as “perhaps the most all around beautiful *Epimedium* that we have grown so far”. The upright, heavy flowered panicles of pink and raspberry flowers, float well above handsomely mottled foliage in spring. “It puts on an incredible show”. We do agree. Clump forming.

'Pink Ruffles' (?) Z5 pink 30 cm x 40 cm ◻● April-May
 We are not certain of the identity of this selection. The flowers are medium to large, long-spurred and mauve-pink. The new, semi-evergreen foliage, with medium to large leaflets, emerges bright apple-green and turns deep green over the summer.




Epimedium 'Pink Ruffles'

pinnatum
 — **ssp.colchicum** Z5 yellow 30 cm x ~ ◻● April-May
 The form that we grow is native from north-eastern Turkey, east to the Caucasus Mountains, and it has leaves that are more rounded and less toothed than other forms. Nicely evergreen, it slowly forms dense clumps and withstands drought once it is established. The small yellow flowers, standing in airy racemes above the foliage, have short, reddish-brown spurs. **AGM**



Epimedium pinnatum ssp. *colchicum*

— **'Black Sea'** Z5 yell-oran 45 cm - 30 cm x ~ ◻● April-May
 The leathery foliage of this Dutch selection is supposed to turn a dark liver colour over winter. We suspect this feature is most effective in sites where the plants gets some direct morning or late afternoon sun, since the colouring has been quite disappointing in the more shady locations where we grow it. I should add, though, that it is one of the better evergreen epimediums in our assortment and its pleasant clumping habit makes it valuable as a larger-scale groundcover. The small, orange-veined, pale yellow flowers develop in early spring along slender, open racemes that extend well above the foliage. The medium-sized, glossy leaflets appear shortly thereafter, forming a more open clump than the species. **GPP**



Epimedium pinnatum ssp. *colchicum* 'Black Sea'



Epimedium pinnatum ssp. *colchicum* 'Thunderbolt'

- — **'Thunderbolt'** Z5 yellow 25 cm x ~ 10 April-May
Since the spring of 2002 (when we acquired individuals of this selection for the price of a two-course dinner at a decent restaurant), these plants have been slowly settling in under one of our native vine maples. 'Thunderbolt' develops a most striking foliar feast of dark, high-gloss, purplish-brown winter foliage with a deep green underlay, contrasted by pale green, sharply defined veins. Disease free and unscathed by our outflow winds. It has bright yellow flowers in spring. Drought tolerant when established. Found in the wilds of Georgia, Russia, by Skip March of the US National Arboretum in the early seventies. Some plants, like good wine, become more valuable when they are kept on the shelf for a while without being touched.

platypetalum Z5 yellow 40 cm - 20 cm x ~ 10 April-May
A low, deciduous, stoloniferous groundcover, suitable for dry shade. The dainty yellow bells dangle from upright stems high above the foliage. Good for rougher areas in the garden where no winter interest is required.

pubescens

- **'Shaanxi Forms'** Z5 white 40 cm - 30 cm x 45 cm 10 April-May
The young spring-foliage is attractively flecked with red spots before maturing to a glossy, dark green. The spiny margins aid in creating a nice textural mound. The elegant, starry flowers appear over a long period of time, often into June, along open wandes above the foliage. The narrow, white reflexed inner-sepals are centered with tiny orange-yellow spurred petals. Clump forming.

pubigerum Z5 white 60 cm x 50 cm 10 April-May
From a distance, a cluster of this species in our garden has been mistaken by visitors for *Heuchera*. This "soft-looking" epimedium has glossy, round, heart-shaped, evergreen leaflets that sprout from a dense clump about 30 cm tall. On our clone, the nodding flowers are small, rounded and creamy white, with no other colour markings, and they appear plentifully in open panicles well above the leaves. Will also withstand drought once established. A native of south-eastern Bulgaria and Turkey that extends its territory along the Black Sea coast towards Georgia, growing on wooded slopes.

× **rubrum** Z5 (3) red 40 cm x 40 cm 10 April-May
A hybrid of *E. alpinum* and *E. grandiflorum* that is probably the most common in cultivation. It is easy to cultivate and will form slowly spreading clumps that sprout reddish flushed leaflets in spring. At the same time, masses of medium-sized flowers with red sepals and short, spurred, pale yellow petals hover in the cool spring air. Makes an excellent groundcover. Semi-evergreen. **AGM and GPP**

- **'Sweetheart'** Z5 red 40 cm x 40 cm 10 April-May
A selection that, in many respects, has proven bigger and better than the previous entry. Larger, more rounded, heart-shaped leaves grow up to 12 cm long and 6-8 cm wide, often with a reddish band along the leaf edge. As in the previous entry, the flowers emerge with the new leaves, but are more apparent between and above the developing foliage. Above all, this robust sweetheart stays nicely evergreen in our garden and has established itself firmly as a valuable plant for shady sites.

sagittatum Z5 yell-white 60 cm x 60 cm 10 April-May
Quickly gaining in popularity for its huge (for *Epimedium*, that is), arrow-shaped leaflets, which can reach well over 20 cm in length and 7 cm in width. In contrast, the flowers on this evergreen species are tiny, but they are produced in large, pyramidal panicles. Small, white inner sepals and yellow spurs.

sempervirens

- **'Mars'** Z5 red 20 cm - 30 cm x 35 cm 10 April-May
Semi-evergreen foliage on slow-growing clumps that develop a myriad of medium to large, long-spurred, rich rosy-red flowers, before the new leaflets develop in spring. We acquired this clone from We-Du nursery in 1994. Dick Weaver, the previous owner, was fascinated with *Epimedium* and acquired this clone in Japan, naming it 'Mars'. Other epimediums named after the solar system were also introduced by Dick. Pam Frost, a great gardener in Vancouver, has taken the performance of this form to such a level that when we first saw it, it took some time to realize that it was truly a division from our clone. (Though this may be because we disturb our plants regularly for propagation purposes).



Epimedium platypetalum



Epimedium pubescens 'Shaanxi Form'



Epimedium pubigerum



Epimedium x rubrum



Epimedium x rubrum 'Sweetheart'



Epimedium sagittatum



Epimedium sempervirens 'Mars'



Epimedium sempervirens 'Variegated #1'

- **'Variegated #1'** Z5 white 20 cm x 30 cm ▶● April-May
As Darrell describes it: "A swirling collage of white, pink and light green". The variegation will last until early summer after which the leaves will turn green. The white, long-spurred flowers appear on short stems just before the leaves emerge. Exercise some patience since this is slow to develop into a show specimen,

- 'Starlet'** Z4 lav/pink 30 cm – 25 cm x 30 cm ▶● April-May
Lavender-pink flowers with patches of white on the outer sepals and long, white-spurs, stud this long blooming selection made by Diana Reeck of Collector's Nursery, Battleground, WA. During the spring, the edges of the leaflets show a strong reddish-brown band. One of our most popular *Epimedium*.

× **versicolor**

- **'Cherry Tart'** Z5 pink 30 cm - 35 cm x ~ ▶● April-May
Found as a seedling in the garden of Judy Springer, Great Falls, VA. Large, rosy-pink sepals back cherry-red spurs with a bright, lemon-rimmed cup. Forms slowly but stoloniferously a deciduous patch.

- **'Sulphureum'** Z5 yellow 40 cm x 50 cm ▶● April-May
This cross between *E. grandiflorum* and *E. pinnatum* ssp. *colchicum* originated in the Ghent Botanic Garden in Belgium. Along with *E. × rubrum*, it is probably the most common epimedium. Nevertheless, it is a great plant with superb weed-suppressing groundcover potential. It forms dense clumps of glossy green foliage, beautifully flushed with reddish-copper in spring, just after the first flowers open. The small to medium, pale yellow flowers open up along 25 to 30-cm-long racemes and have spurs nearly as long as the inner sepals. The foliage often remains unblemished throughout winter and it is drought resistant once established. **AGM and GPP**

× **warleyense**

- **'Orangekönigin'** Z5 orange 45 cm - 30 cm x 45 cm ▶● April-May
Also a good fairy flower for groundcover use, although not as dense as the previous form. Semi-evergreen foliage is topped in spring by small to medium-sized orange flowers with rounded, darker orange-veined sepals along open racemes. The only true orange *Epimedium* in our collection. This hybrid originated from Warley Place in England. **GPP**

- ex. **wushanense** Z5 yellow 70 cm x 90 cm ▶● April-May
A striking evergreen *Epimedium* in leaf and flower with leaflets up to 30 cm long and only up to 6 cm wide creating a striking architectural foliage plant "with legs". The first stems emerging from the clump are the flowering stems on which at the same time three of these striking leaflets are formed. These create a shelter-like "umbrella" over top of the super dense clusters of sulphuric yellow flowers. A second flush of stems emerges after, creating a luscious scene. We have tried to divide our dense clumps with very limited success to the point where we almost lost our stock plants. We offer seedlings from our best garden specimens but be aware, there is likely going to be some variation.

× **youngianum**

E. × youngianum slowly forms dense, deciduous clumps and is the result of a cross between *E. grandiflorum* and *E. diphyllum*. The cultivars vary greatly in flower size, habit and the presence of spurs. Most plants in this group are small, which makes them ideally suited for rockeries and space-challenged gardens. All *E. × youngianum* varieties can form patches of colour in the spring garden, with their prolific flower. As with the other epimediums, no dividing is necessary. Clumps will retain their vigour for decades. This hybrid was named after Mr. Young from Epsom, England, who imported the first *Epimedium* hybrid, 'Niveum', from Japan, early in the last century.

- **'Be My Valentine'** Z5 pink/white 20 cm - 25 cm x 30 cm ▶● April-May
The bright, cherry-pink sepals and a white-flushed-pink skirt of inner sepals melts most hearts and makes this hybrid stand out in the youngianum crowd. A floriferous and showy selection.




Epimedium 'Starlet'



Epimedium x versicolor 'Cherry Tart'




Epimedium x versicolor 'Sulphureum'



Epimedium x warleyense 'Orangekönigin'



Epimedium x wushanense



Epimedium x youngianum 'Be My Valentine'


- **'Capella'** **Z5** **pink** **20 cm - 25 cm x 30 cm** **▶●** **April-May**
Another introduction from Dick Weaver, original owner of We-Du nursery in North Carolina, and one of the most compact of the *E. × youngianum* hybrids that we grow. In bloom it is only 20 cm tall. Small, campanulate, deep-rose flowers appear in large numbers above the small, tender, green leaflets. It is not uncommon to see more flowers appear when the second flush of leaves develops, making it one of the longest-blooming of these hybrids. Attractively combined in our garden with *Viola labradorica*, *Erythronium oregonum* and *Paeonia japonica*.
- **'Milky Way'** **Z5** **white** **15 cm – 30 cm x 30 cm** **▶●** **April-May**
Also introduced by Dick Weaver from whom we acquired it in the mid 1990's. The spring foliage is attractively blotched and speckled with purple which forms an attractive backdrop for the pristine-white, spurred flowers.
- **'Niveum'** **Z5 (3)** **white** **25 cm - 35 cm x 30 cm** **▶●** **April-May**
Dainty, pristine, white flowers along dark-coloured stems are soon followed by purplish-flushed foliage that turns to a soft green. **AGM**
- **'Roseum'** **Z5 (3)** **pink** **25 cm - 30 cm x 30 cm** **▶●** **April-May**
Pinkish-mauve flowers are produced in copious quantities. The emerging leaflets are flushed with bronze.
- **'Yenomoto'** **Z5 (3)** **white** **20 cm - 30 cm x 30 cm** **▶●** **April-June**
The largest-flowered *E. × youngianum* hybrid. Pure white with long spurs and inner sepals. Will often flower into June. Excellent form.
- zhushanense** **Z5** **purple** **30 cm - 35 cm x ~** **▶●** **April-May**
The short creeping rhizomes on this evergreen species slowly form a patch. The veins are impressed into the foliage and instead of the usual three leaflets, this species sends up a single, larger leaf per stem. Only the flowering stems have a double leaf. The new foliage emerges bright green with a bronze blush fading to a glossy dark green and often developing plum accents during the winter time. The bi-coloured flowers appear along open wands between and above the foliage. The outer sepals are white, blushed with purple; the inner sepals are grape coloured.




Epimedium x youngianum
'Capella'




Epimedium x youngianum
'Milky Way'




Epimedium x youngianum
'Niveum'



Epimedium x youngianum
'Roseum'




Epimedium x youngianum
'Yenomoto'



Epimedium zhushanense


- ERIGERON** (**Asteraceae**) **fleabane**
- 'Dunkelste Aller'** **Z4** **purple** **50 cm x 45 cm** **○** **May-June**
A showy aster relative for full sun and well drained positions. The purple-blue petals surround a large yellow disc. Deer and drought tolerant and a good cut flower to boot. Timely deadheading will encourage flowering into the fall.
 - karvinskianus** **Z6** **white** **20 cm x 40 cm** **○▶** **May-Nov**
The Spanish daisy is one of those inexhaustible, happy performers that is still going strong when you are longing for a comfy chair, a few good books and the pause of winter. The low, mounding plants are smothered with masses of nickel-sized daisies that open up white and turn a gentle pink as they mature. Self-cleaning and mildly self-seeding in appropriate locations. We have seen this grow in the cracks of walls, among stepping-stones on pathways, in the foreground of borders and in containers and hanging baskets, all with the same unbridled enthusiasm. **AGM**
 - 'Sommerneuschnee'** **Z3** **white** **60 cm x 40 cm** **○** **May-June**
The flowers of this cultivar resemble a larger version of the English lawn daisy. The ray flowers have a pink hue in bud but are bright white when fully opened. A long- and late-blooming selection from the Karl Foerster Nursery in Germany. Timely deadheading will ensure fall blooming. Make sure to site your fleabane in full sun, so you will not have to provide it with support.



Erigeron 'Dunkelste Aller'



Erigeron karvinskianus



Erigeron 'Sommerneuschnee'

- ERYNGIUM** (**Apiaceae**) **sea holly**
- alpinum**
 - **'Blue Star'** **Z4** **blue** **80 cm x 35 cm** **○** **June-Sept**
The large, densely packed flower cone is surrounded by soft bristly bracts. The bracts, cone and stalks have attractive purple-blue colouring. Suitable for cutting and drying and loved by bees in the garden. Attractive in combination with *Astrantia*, *Phlomis* and grasses like *Deschampsia cespitosa* 'Goldtau'. **GPP**



Eryngium alpinum 'Blue Star'

bourgatii **Z5** **blue** **40 cm x 30 cm** ○ **June-July**
 Spiny, white-veined, grayish-blue foliage forms a dense, basal leaf mass. From early summer onward, the clumps are topped with sturdy, almost leafless stalks that carry many spiny, steel-blue flower heads. The flowers are closely packed together in the shape of a thimble and are supported by spiny, narrow bracts. Excellent for a spot with freely draining soil at the front of the border or for the sunny rockery. Can reseed somewhat under the right circumstances. The roots travel to enormous depths, which indicates their capacity to withstand great drought. It surprises many to know that this species is closely related to cow parsnip.



Eryngium bourgatii

giganteum **Z5** **gray** **80 cm x 80 cm** ○ **June-Aug**
 The giant, thimble-like inflorescences are supported by wide, thickly textured, glaucous bracts, adding sculptural beauty to this biennial sea holly. The flowers appear in large quantities, evenly placed on a self-supporting, multi-branched, ghostly grayish-white stem that becomes more bleached in colour as the season progresses. Excellent for cutting and provides a long-lasting structure for the winter garden. Will reseed profusely in a sunny spot with good drainage. During the first year, watch for the glossy, rounded leaves, sprouting up in the spring, forming a rosette from the thick, tuberous root. At this stage, you can move some of the seedlings around to different locations in the garden. In the second summer, each rosette will generate a leafless flower stalk, after which the entire plant will die. Fantastic combinations can be achieved with *Knautia macedonica*, *Asclepias tuberosa*, *Digitalis* species and another member of the cow parsnip family, *Astrantia*. Native to the Caucasus and Iran, this species grows well in gravel gardens and between rocks or pavers. **AGM**



Eryngium giganteum

x oliverianum **Z5** **blue** **50 cm x 50 cm** ○ **Aug-Sept**
 Dense but insignificant clumps of elongated, extremely narrow, white-veined foliage give rise to flower stems that usually lie on the ground but they never look floppy because all the thimble-like inflorescences direct themselves upward, creating a dense mass of narrow, spiny, silvery-purple hued bracts which support the dark, purple-blue flowers. Beautiful from the cream-coloured California poppy, *Sporobolus* sp. and *Scutellaria baicalensis*. Also excellent for cutting and, like all the species, a great magnet for bees. Make sure the sun can kiss the foliage and that the soil does not suffer from standing or slow moving water during rainy periods.



Eryngium x oliverianum



Eryngium planum 'Blue Cap'

planum
 — **'Blue Cap'** **Z5** **blue** **100 cm x 50 cm** ○ **June-Aug**
 The long stems make this a very suitable form for cut flower production, dried as well as fresh. The stalks have a lovely purple-blue wash which complements the blue thistly heads. Poor soil in full sun (the alley comes back to mind) is best. Can self-seed.

— **'Blue Dwarf'** **Z5** **blue** **70 cm x 45 cm** ○ **June-Aug**
 (Syn. *Eryngium planum* 'Blauer Zwerg') Multi-branched but shorter in stature with deep purple-blue flower colour make this also an excellent cutting subject as well as a good garden plant. It is a sterile form so there are no worries for it to take over the garden. Sun and lean are the recipe for success.

— **'Blue Glitter'** **Z5** **blue** **80 cm x 50 cm** ○ **June-Aug**
 Deep violet-blue thistles hover in masses atop thinly branched purple flushed stems. Visited by hordes of pollinators and loved by flower arrangers. Avoid wet and slowly draining soils, but consider this for a warm, exposed site. Salt laden air is not a problem. This form is a bit shorter than 'Blue Cap'. Elected Fleuroselect Gold Medal in 2007.



Eryngium planum 'Blue Dwarf'



Eryngium planum 'Blue Glitter'

yuccifolium **Z5** **white** **100 cm x 45 cm** ○ **July-Sept**
 Rosettes of narrow, blue-gray foliage look a bit like those of a thin-leaved agave. By midsummer, thick stems develop that soar upward and branch out, carrying thistle-like, terminal heads that are loved by bees and butterflies. Rattlesnake plantain is a US native that combines well with plants like *Echinacea*, *Thalictrum*, *Helenium*, *Monarda* and grasses like *Sesleria autumnalis*. This species, in its native setting, occurs in moist locations.



Eryngium yuccifolium

x zabelii

— 'Big Blue' Z5 blue 60 cm x 40 cm ○ June-July

A fine clumping selection with self supporting stems carrying clusters of the typical bristly cones, surrounded by mildly prickly but beautiful, purple blue coloured bracts. Having grown this for some 8 years now, no self seeding has occurred. Beautiful with lavenders, cranesbills and sages. **AGM**



Eryngium x zabelii 'Big Blue'



Erythronium oregonum

ERYTHRONIUM

(*Liliaceae*)

trout-lily

Once you have seen drifts of trout-lily in the wild (like in some parks around Victoria and Metchosin) or in a garden (like Dart's Hill), you will want to establish a colony yourself. The beautifully elegant flowers are short-lived and the proper effect can only be achieved when they are planted en masse, either between deciduous shrubs, in dappled light under deciduous trees, or along sunny woodland edges. The foliage usually goes dormant by midsummer and we have seen them disappear as early as April, due to our prolific rabbit population. The erect seedpods have a beauty of their own and will often remain standing throughout the summer, marking the location of the corms. Let the seed develop and help it to disperse in mid and late summer by flicking the pod and watching the orange bead-like seeds roll around. The new seedlings develop the following spring, looking like little sprigs of grass ready to be weeded out. Don't. Instead, watch this grassy patch develop and retreat for a few years. It can take up to four or five years before you will see floral action. Remind yourself of those beautiful drifts whenever you need to strengthen your patience and sanity.

oregonum Z3 white 30 cm x 20 cm ○▶ March-April

BC native. The flowers are nodding and are usually single, appearing at the ends of the stems. The petals are recurved and the leaves are pale green with purplish-brown mottling. This species will better tolerate dry soil in summer than the following species. We have seen this grow in massive quantities on some of the Gulf Islands and on Vancouver Island, with an occasional semi-double form appearing within individual colonies.

revolutum Z3 pink 35 cm x 20 cm ○▶ March-April

Also native to BC, usually appearing in moister habitat than the previous listing. Elegant, nodding, narrow-petalled flowers with recurved tips add an unusual colour to the late winter or early spring garden. **AGM**

tuolumnense

— 'Pagoda' Z4 yellow 35 cm x 35 cm ○▶ April-May

This form was selected from the native California species for its effortless growth that results in a small flourishing population within a few years. Up to five flowers appear on the branched stems, resulting in a bigger floral display with larger flowers than those of the species. A moisture-retentive soil with added compost will give the most rewarding results. **AGM and GPP**



Erythronium revolutum



Erythronium tuolumnense 'Pagoda'

ESCHSCHOLTZIA

(*Papaveraceae*)

California poppy

californica

— 'Cream' Z2b cream 25 cm x 40 cm ○ June-Oct

A most popular plant at our nursery, where it appears along the main gravel path. Technically an annual for us (in zone 6), but in milder zones it is more perennial, maintaining green foliage throughout the winter. It reliably seeds itself to such an extent that we are usually picking out strays where we don't want them to settle. Although native to California, this is hardy in zone 2b, "or not to be", where it will also happily self-seed outside. Offers an inexhaustible flower display throughout summer and fall, in a shade of cream that is simply irresistible. Full sun and a well-draining soil are preferred. Also great in gravel gardens or dry, rocky, south-facing banks.



Eschscholtzia californica 'Cream'

EUPATORIUM (Asteraceae) **joe pye weed**

maculatum

- **'Album'** Z3 white 240 cm x 120 cm ○▶ **Aug-Sept**

This is the tallest joe pye in our collection and we are sure that, on moister soils, the 3 m height of this large, dense clumper can be topped. Bright green foliage occurs in whorls along pale green stems. The flowers appear in terminal, rounded panicles that are about half the diameter of those of its purple-flowered cousin. Not only in flower, but also in leaf, a strong and sturdy structural addition for the back of the border or the wilder side of ponds and creeks. We occasionally offer a named selection *E. m.*

- **'Atropurpureum'** Z3 purple 200 cm x 120 cm ○▶ **Aug-Sept**

A selection with dark maroon stems and petioles. It is effective from mid spring onwards and topped from mid to late summer with large, 25-35 cm panicles of burgundy-purple flowers, which appear to impress not only the two-legged visitors, but especially bees and butterflies. The flowers of this joe pye weed finish in a dull red and form achenes (tiny single-seeded fruit) that remain attractive into early winter. The stems retain their strength throughout much of winter, adding structure and interest to the winter border. A great, fundamental border plant to build your mixed plantings around. Allow approximately three years for the plant to reach its full potential. **AGM**

- **'Purple Bush'** Z3 purple 160 cm x 100 cm ○▶ **Aug-Sept**

As the name implies, a bushy, stocky selection with numerous smaller panicles emerging from the leaf axils, adding to a denser branching pattern in the top half of the plant. Overall, we find that this variety has a more natural appearance. A paler colour than the former selection and, although not yet tested long enough in our garden, it has lagged behind in height, with possible applications for smaller spaces. **AGM**

- **'Riesenschirm'** Z3 purple 180 cm x 100 cm ○▶ **Aug-Sept**

Although *E. maculatum* 'Atropurpureum' has impressive flower displays, the wide, well-balanced, beautifully rounded panicles of this selection are at least a third larger in diameter, from 35 to 50 cm across. The flowers are a slightly deeper, more vibrant, burgundy-purple colour. Just a hair shorter in stature, but with the same structural qualities. **AGM**

rugosum

- **'Chocolate'** (See new name *Ageratina altissima* 'Chocolate')

EUPHORBIA (*Euphorbiaceae*) **spurge**

Warning: All parts of *Euphorbia* are poisonous, especially the above-ground parts, which contain a milky juice that is easily released by picking, clipping, bruising or crushing the leaves or stems. Always wear gloves when working with or near these beautiful garden plants, and avoid rubbing your face. The true flowers of *Euphorbia* are small and mostly insignificant. It is the prominent bracts (modified, petal-like leaves that cup the tiny flowers), that create the flower-like effect with a colouring that is distinct from the plant's true foliage. In *Euphorbia*, the bracts are commonly chartreuse or yellow, but orange, red and white bracts also occur. Don't shy away from this garden-worthy genus just because of its poisonous nature.

amygdaloides

- **var. robbiae** Z6 yellow 60 cm x ~ ~ ○▶● **April-June**

For a groundcover in difficult places, this evergreen *Euphorbia* is hard to beat. It tolerates both sun and shade, moist and dry soils, root pressure, awnings and limited overhangs, rabbits, deer, and the overzealous weeder. Spreading by its fine, yellowish-white roots, buds are produced on even the thinner roots, forming a sizeable colony in a relatively short period of time. It flowers throughout the spring with chartreuse-bracted flowers and elongated, glossy, dark green leaves. If you are the tidy type, clip the stems back when they are finished blooming (they will die back), but leave the green stems, which will carry next spring's flowers. At some point, if the plant's overall appearance becomes less than pleasing, take the weed eater from the shelf and mow the whole thing down (before August). You will see it regrow with fresh and vital foliage over the next few weeks. In rich and moisture-retentive soil, this spurge is difficult to control.



Eupatorium maculatum 'Album'



Eupatorium maculatum 'Bartered Bride'



Eupatorium maculatum 'Atropurpureum'



Eupatorium maculatum 'Purple Bush'



Eupatorium maculatum 'Riesenschirm'



Euphorbia amygdaloides var *robbiae*

To add some variety and excitement, combine this spurge with other speedy growers, like gout-weed, *Eomecon*, *Oxalis oregana* and lily-of-the-valley—something I should do with our dreaded gout-weed islands (watch the battle unfold). **AGM**

characias ssp. characias

— —'Humpty Dumpty' **Z6 yellow 50 cm x 50 cm** ○ **April-June**
 "Surviving" is not equal to "looking good" after a Langley winter. But we have found the foolishly named *E. 'Humpty Dumpty'* to be a survivor of our winters without negative effects. Only a few of our oldest plants, planted in a gravelly soil in the dripline of our roof overhang, gave up the ghost in the winter of '06-'07, the same winter that *Clematis montana* of all ages died all over the Vancouver and Greater Vancouver areas. This euphorbia has a dense and stocky habit and, on our true form, is truly short. The bright chartreuse flowers start to develop on last year's growth, when temperatures get into the double digits in March. A year-round, attractive profile will be maintained when, immediately after flowering (no later than early June), all flowering stems are removed, close to the base of the plant, where small, new growth is already impatiently pushing out. As with the species and other cultivars, if this treatment is neglected, leggy and unsightly plants will be the result. The removal of the stems will allow light into the base of the plant so that the young, emerging shoots can quickly gain strength and develop healthy and attractive new foliage. **GPP**



Euphorbia characias ssp characias
'Humpty Dumpty'



Euphorbia corallioides

corallioides Z6 yellow 90 cm x 90 cm ○ **May-Sept**

The typical, chartreuse flowers are arranged in flattened terminal flower heads on thin, sturdy stems. We find this spurge performs best when it is treated as a short-lived plant, by allowing some of its offspring to grow in appropriate locations. Only the youngest plants seem to transplant well. Makes a great cut flower, and cutting the stems generates new growth, extending its season even further.



Euphorbia corollata



Euphorbia palustris

corollata Z5 white 80 cm x 80 cm ○ **July-Oct**

Tramp's spurge, or flowering spurge, is a native from southern Ontario, south to the Central and Eastern USA, but it is undeservedly rare in the Canadian garden. Despite its common name, this is a slowly developing, well-behaved but rhizomatous species that forms open groups of branched stems, dotted with clouds of small, clean-white flowers, resembling *Gypsophila* from a distance. Prefers a sunny spot and a well-draining soil. Does not even mind dry soils.

palustris Z5 yellow 100 cm x 100 cm ○ **May-June**

Swamp spurge is a large, lush, clump-forming species with acid-yellow flowers, not unlike those of *E. polychroma*, but larger. The flowers appear on high-energy stems in mid spring and are overgrown by foliar stems, sprouting from just below the flowers, when July comes around. The foliage will remain attractive throughout summer and fall and often acquires attractive autumn tints. **AGM**



Euphorbia polychroma



Euphorbia schillingii

polychroma Z3 yellow 50 cm x 50 cm ○ **April-May**

Probably the easiest clumping *Euphorbia* for general garden use, requiring no special care and tolerant of any regular garden soil. Will tolerate some shade (a few hours of direct sun will do) and the leaves often turn an attractive orangey-red in fall, especially if the soil is on the dry or lean side. The typical, chartreuse-yellow flowers combine well in the spring garden with species peonies, woodland anemone, *Cardamine*, *Smilacina* and *Epimedium*. **AGM** We sometimes offer a burgundy leafed selection called *E. p. 'Bonfire'* although we have found that this selection is easier affected by mildew during long moist spring weather.

schillingii Z5 yellow 90 cm x 90 cm ○ **May-August**

A fabulous spurge for a rich but well draining soil which starts to display its wonderful chartreuse heads at that "green time of year" between spring and summer. Upright in habit and displaying a white marking along the midrib of each leaf. In the fall the greens turn to wonderful shades of yellow and orange. Clumping and well behaved. **AGM**



Eurybia divaricata

EURYBIA (Asteraceae)

- divaricata** Z4 white 75 cm x 75 cm ○●● Sept-Oct
 (Syn. *Aster divaricatus*) One of the few asters that is quite happy at the edge of a sunny border as well as in the shade of a woodland where it catches only a few rays of sun, hence it's common name: wood aster. This Eastern USA native forms a nice carpet of healthy foliage in early spring. The flower stems always flop but this never seems to be a problem. The effect is of a carpet of daisy-like, white blossoms on maroon stems. Moderately drought tolerant, especially in the shade. **GPP**
- **'Raiche Form'** Z4 white 75 cm x 75 cm ○●● Sept-Oct
 Blossoms of this cultivar are not only decidedly larger, but they have a more spidery appearance. Also the plant seems to be a bit sturdier. Otherwise, it has the same wiry, dark stems and fine qualities as the species.

x herveyi


- **'Twilight'** Z3 blue 90 cm x 90 cm ○● Aug-Oct
 (Syn. *Aster macrophyllus* 'Twilight') Large, heart-shaped, basal leaves form an attractive groundcover in the spring giving rise to upright stems that carry flat topped but airy clusters of lavender-blue flowers in late summer and fall. This aster's structure remains effective into the winter time. A location in morning sun or dappled light is preferred.

*Eurybia divaricata* 'Raiche Form'*Eurybia x herveyi* 'Twilight'**FILIPENDULA** (Rosaceae) meadow sweet

- camtschatica** Z3 pi-white 240 cm x 150 cm ○● July-Aug
 Moisture (and space) is a must to keep this giant *Filipendula* a happy camper. Native to Japan, Korea, Manchuria and Kamchatka, the more moisture and nutrients you give this handsome species, the more lush, vigorous and tall it will grow. Upright stems are clothed with large, palmately lobed leaves, up to 25 cm across. The lower leaves have seven lobes, while those higher on the stem typically have three to five. Large, open panicles top the stems, displaying many large, frothy, pinkish-white flowers. Soils that tend to dry out in summer will make this plant look miserable, and as a means of survival, the plant might slip into early dormancy. On rich, moist soils this plant has the potential to self-seed moderately.

*Filipendula camtschatica**Filipendula palmata*

- palmata** Z3 pink 100 cm x 80 cm ○● June-July
 Compared to the above species, this is a dwarf. The handsome, palmate, serrated, moss-green foliage has red petioles (leaf stalks) that grow from wiry red stems. Our favourite moment, during the single week in which this plant is in bud, is when the large sprays of tiny, perfectly round buds exhibit the most intense shade of Barbie-doll pink. After blossoming, the chestnut-coloured seeds develop, adding interest to the border throughout fall and into winter. Excellent foliage throughout the growing season. Native to Manchuria, Mongolia and northern China.

*Filipendula* 'Red Umbrellas'*Filipendula rubra* 'Venusta'

- 'Red Umbrella's'** Z3 pink 90 cm x 70 cm ○● June-July
 A medium sized meadow sweet with striking wine-colour veined foliage. Although this is most striking in the spring, the colouring will persist throughout the season. The pale pink blossoms appear in frothy panicles in late spring.

rubra

- **'Venusta'** Z3 pink 180 cm x ~ ~ ○● July-Aug
 This Eastern North American native is a vigorously growing plant with scented, stoloniferous roots. The odd-pinnate, serrated leaves have a large terminal leaflet with 7-9 lobes. Tender-pink flowers appear in profuse, large clusters atop sturdy, sparsely leaved stems. Retains its stature after flowering, when the maroon-coloured seeds develop. A great performer along watercourses and pond edges, moist meadows, and large, natural planting schemes. Keep on top of it when in a smaller garden. Great combined with *Darmera*, *Chamerion*, *Rodgersia* and *Astilboides*. **AGM**

ulmaria

- **'Aurea'** Z4 white 60 cm x 45 cm ●● May-June
 The golden coloured, aromatic leaves of this variety, need to be kept out of direct sun, especially in the afternoon since the leaves will crisp to chips. The second requirement is even moisture. This meadow sweet is effective in bright shade or dappled light conditions in combination with plants like *Brunnera*, *Epimedium*, *Disporum* and ferns.

*Filipendula ulmaria* 'Aurea'

FOENICULUM (Apiaceae) **fennel**
vulgare

— 'Purpureum' **Z5** yellow **180 cm x 180 cm** ○ **July-Sept**

Valued for its early appearance in March, it starts off the season with a billowing mound of filigreed, licorice-scented, smoky-brown foliage with sparsely leaved flowering stems that reach for the sky. A mature bronze fennel is a stunning sight, topped from midsummer onward with masses of yellow-green umbels that, by the beginning of fall, produce copious quantities of seed, enough to supply every citizen of BC with their own plant. The soil around these clumps will look like a fine-quality, maroon-coloured lawn the following spring. Easy to deal with in its early stages with some light hoeing. Tenacious if you let it escape your attention, when you will have to dig the taprooted, Aussie-bound travelers by hand. Spontaneous seedlings often create nice, surprising combinations at our nursery. Effective with *Eupatorium*, *Helonium*, ornamental grasses, *Salvia*, and *Sidalcea*. Another effective way of extending the enjoyment of the ferny foliage and eliminating the seeding, is to cut the clumps back to the ground *before* they come into bloom. A new flush of lush foliage will soon develop.



Foeniculum vulgare 'Purpureum'

FRAGARIA (Rosaceae) **strawberry**
chiloensis

'Chaval' **Z3** white **10 cm x ~** ○ **May-June**

Shiny, ground-hugging foliage on this selection of the coastal strawberry. Tolerates drought once established. Will form a sizeable colony over time. No fruit to speak of and what does appear is immediately detected and sampled by the dogs and the birds.



Fragaria chiloensis 'Chaval'

FRITILLARIA (Liliaceae) **chequered lily**
meleagris

Z4 (3) pur/red **45 cm x 15 cm** ○● **April-May**

Snake-head fritillary is a charming, easy-to-grow bulb for a sunny spot in any regular garden soil that is amended with some moisture-retentive compost. It easily naturalizes over the years if you let the seed pods develop and ripen, creating splendid colonies between other perennials that can later overgrow the retreating stems. The heavily spotted, nodding flowers are named after the similar looking "kievitsei" (the egg of the peewit, or lapwing, bird) in Holland. **AGM**

— 'Alba' **Z4 (3) white** **45 cm x 15 cm** ○● **April-May**
 The pure white, unspotted form.



Fritillaria meleagris



Fritillaria meleagris 'Alba'

FUCHSIA (Onagraceae)

Aside from being profusely flowering plants, a number of these *Fuchsia* will set generous amounts fruit which will turn a dark purple-black colour. Don't forget to pick some! They are a lovely and refreshing treat!

'Alba' **Z6** pale pink **120 cm x 100 cm** ○● **July-Frost**

Not white but small, palest pink, pendant flowers, grace this bush-like fuchsia. Long blooming and attractive in bright shade where it will deliver pleasure from mid summer onwards. **GPP**

'David' **Z6** red **90 cm x ~** ○● **July-Frost**

Small flowered and dark red, not unlike the flowers of *F* 'Little Giant' but this selection forms a patch over time, sending up new stems with short rhizomes. **GPP**

'Flash' **Z6** pink **120 cm x 90 cm** ○● **July-Frost**

Glowing pink, medium sized blossoms appear in copious amounts along strongly upright stems. The largest flowered of the hardy fuchsia we offer. This selection will be happier in more sun than shade for optimum floral performance along with regular moisture.

'Hawkshead' **Z6** white **100 cm x 90 cm** ○● **Aug-Frost**

Probably because it is a bit cooler here, not only zone-wise, this elegant form starts to flower later in our garden than it would if it were closer to the mild ocean breezes, or perhaps we should move it to a position in full sun. It does not flower as profusely as some of the other hardy fuchsias and it has a much more open frame, along which elegantly long, white flowers are produced. A fuchsia with style that freezes to the ground over the winter in our garden. **AGM** and **GPP**



Fuchsia 'Alba'



Fuchsia 'David'



Fuchsia 'Flash'



Fuchsia 'Hawkshead'

'Little Giant' Z6 red/pur 90 cm x 90 cm ○▶ June-Frost

A compact, finely textured plant that is covered in the typical pendant, flowers throughout summer and fall. This is as adaptable to varying soil conditions as the following, more common selection. Hummingbird heaven.

'Riccartonii' Z6 red/pur 130 cm x 100 cm ○▶ June-Frost

Robust, inexhaustible, adaptable and profuse. A great performer in a variety of soil types, light exposure, and care regimes. Excellent nectar source for hummingbirds and a good fruit set for people. Will not die back in milder areas and can thus form a sizeable shrub. We clip this to the ground in late winter and let it re-grow from scratch.

AGM

'Rosea' Z6 pink 140 cm x 120 cm ○▶ June-Frost

Our selection has a vigorous, more upright growth habit and deep pink flowers.



Fuchsia 'Little Giant'



Fuchsia 'Riccartonii'



Fuchsia 'Rosea'

GALANTHUS (*Amarillidaceae*) snowdrop
nivalis Z5 white 15 cm x 25 cm ○▶ Feb-April

Although I might never become a "Galanthophile", their early appearance is heart-warming. Not only their flowers, but also their blue-green foliage is a welcome asset to the late winter garden. The more the merrier. The leaves have a way of disappearing which does not necessitate human intervention. **AGM and GPP**



Galanthus nivalis




Galax urceolata

GALAX (*Diapensiaceae*) wandflower or beetleweed E. USA
urceolata Z5 white 50 cm x 45 cm ▶● May-June

Native to the deciduous forests of the Central Appalachian Mountains of the Eastern USA where it can form large, dense patches, with its scaly rhizomes spilling over the rocks, in moist, acidic soils. The glossy, leathery, finely toothed, heart-shaped evergreen leaves are 5-15 cm across and are highly sought after in the florist trade of Western Europe. The leaves keep in water for weeks without losing their shine. The milky-white flowers appear in a spike on leafless stalks, to about 50 cm tall. Slow, and for us it has not been easy to establish this in the garden but we have succeeded. Generous helpings of needle compost have done the trick. We have had passionate gardeners from France come out to the nursery to take a few plants home.



Gaura lindheimeri
'Cool Breeze'



Gaura lindheimeri
'Sparkle White'

GAURA (*Onagraceae*) indian feather Texas, U.S.A.
lindheimeri Z6 white 90 cm x 50 cm ○ July-Sept

This is one of those "alley" plants for our wet west coast. Thriving on neglect and meagre soils. Attractive in gravel gardens as well. The upright, pinky-red blushed stems are lined with large open-faced flowers which open from pink flushed buds. Nice combined with *Knautia*, *Salvia*, *Nepeta*, *Sedums* and grasses like *Stipa*.

— **'Cool Breeze'** Z6 white 100 cm x 50 cm ○ July-Sept

The first seed-grown strain of pure white Gaura. It lacks the pink buds and has greenish-white stamens and green stems. A elegant addition to any alley or gravel garden. This form has reliably returned in their nursery container after two winters without extra protection.

— **'Sparkle White'** Z6 white 70 cm x 50 cm ○ June-Oct

A shorter form with pink-tinted stems and buds. Earlier to come into bloom and lasting deeper into the fall. Full sun and lean soil. Nice addition to informal containers as well.

GENTIANA (*Gentianaceae*) gentian Central and S.E. Europe
asclepiadea Z5 (3) blue 60 cm x 60 cm ▶● Aug-Sept


Willow gentian is one of the easier gentians to grow in the garden and it doesn't mind the shade. A moisture-retentive, compost-enriched soil will produce a lovely clump of arching stems, clothed in opposite, lanceolate leaves, with one to three flowers developing from the upper leaf axils. Makes an excellent cut flower, although the leaves might turn yellow in the vase. Don't cut too many stems or the plant may have difficulty regenerating the following spring. Flower colour varies from deep to lighter blue. **AGM and GPP**

— **'Alba'** Z5 (3) white 60 cm x 60 cm ▶● Aug-Oct

Same as above, but with pure white flowers.



Gentiana asclepiadea



Gentiana asclepiadea 'Alba'



Gentiana asclepiadea 'Rosea'

- ‘Rosea’ Z5 (3) pink 60 cm x 60 cm ◻ ● Aug-Oct
Like the species, but with pink flowers. (Syn. *G. a.* ‘Pink Swallow’)

lutea

- *ssp. symphiandra* Z4 yellow 150 cm x 50 cm ○ ◻ June-July
A most impressive gentian with blue green, elliptical leaves marked with linear veins, reaching a size of up to 30 cm. Their emergence in the spring and the overall look of the foliar rosette is very similar to that of *Veratrum*. The star-shaped flowers have a lemon colour and appear along tall and sturdy, stiffly upright spikes. In contrast to *Veratrum* this plant is surprisingly easy to grow and a great addition to grassy borders or impressive as a solitary specimen. It took us many years to build up a supply of young as well as more mature crowns that are on the verge of flowering

x macaulayi

- ‘Kingfisher’ Z5 (3) blue 10 cm x 40 cm ◻ ● Sept-Oct
This unlikely gentian sports small, needle-like foliage on prostrate stems that surprise in late fall with full blown gentian trumpets in that incredible shade of blue. This gentle spreader prefers a cool spot and moisture retentive soil in bright shade.



Gentiana lutea ssp symphiandra



Gentiana x macaulayi 'Kingfisher'

GERANIUM (*Geraniaceae*) cranesbill

The cranesbills are some of the best flowering plants for weaving through the perennial border. With many features that account for their popularity, they are adaptable to most soil types, easy to maintain, and often have a long flowering time combined with good foliage. This does not mean that any *Geranium* is a good *Geranium*. In some cases, the only good *Geranium* is a dead *Geranium*. We have come to appreciate the clumping “sprawlers” more than the forms that have to be sheared back to generate a second bloom. The best sprawlers display good foliage and generate stems that explore their neighbours or even go farther afield. The trailing stems travel almost invisibly, generating flowers from late spring until early fall without needing to be cut back and, most importantly, without flopping. Although the sprawlers do not usually flower as profusely as the forms that need to be clipped back, they are very effective and create surprising combinations in the garden.

- ‘Ann Folkard’ Z5 magenta 50 cm x 120 cm ○ ◻ May-Sept
Lime-coloured foliage and magenta flowers grow along a few, far (and sometimes high) reaching stems but the clump always stays put. Makes for surprising and refreshing combinations in the border. Inexhaustible flower display. **AGM and GPP**
- ‘Azure Rush’ Z5 blue 60 cm x 80 cm ○ ◻ May-Oct
With *G. wallichianum* as one of the parents and being a sport of *Geranium x* ‘Rozanne’, this selection shows like a compact form of ‘Rozanne’ with a prolonged blooming season and showy blue flowers with that distinct white eye.

x cantabrigiense

- ‘Biokovo’ Z4 (3) white 25 cm x ~ ~ ◻ ● May-June
Tough, semi-evergreen, ground covering plant that does not grow too rapidly and is fairly drought resistant. Let it roam loose, to form groupings under deciduous trees or shrubs. No repeat flowering. Shearing back is not required. **GPP, PPA (2015)**
- ‘Cambridge’ Z4 (3) pink 25 cm x ~ ~ ◻ ● May-June
Same as above, but with pink flowers. **GPP**

cinereum

- ‘Ballerina’ Z5 (3) rose-lilac 20 cm x 30 cm ○ ◻ May-July
A neat, pillow-forming *Geranium* that prefers a well-drained, sunny location. Resents wet feet in winter. Large, beautiful, lilac-veined flowers smother the small, grayish-green foliage. **AGM**

clarkei

- ‘Kashmir White’ Z5 white 60 cm x 80 cm ○ ◻ June-July
Not as vigorous as the species but a good grower nevertheless forming lush mounds with handsome foliage making it a useful plant for larger, weed smothering drifts. These are covered with large (4 to 5cm diameter) white, upward-facing flowers with contrasting pale lilac veins. This cranesbill can self-seed a bit under favourable conditions. Removal of the spent flowers will prevent this and can generate some sparse floral display later in the season.




Geranium ‘Ann Folkard’



Geranium ‘Azure Rush’



Geranium x cantabrigiense ‘Biokovo’



Geranium cinereum ‘Ballerina’



Geranium clarkei ‘Kashmir White’

'Coombland White' Z5 white 45 cm x 90 cm ○▶ **May-Aug**

We have found there to be few white flowered cranesbills which flower through summer. The flowers on this form are blushed with the palest pink when freshly opened and have attractively traced dark pink veins. The very base of the petals and the stamens are dark pink, creating a lively contrast. The lightly mottled foliage is soft to the touch and develops bronze tints in full sun. Its spready but not sprawly habit is advantageous tumbling along rock walls, edging wide pathways or as a complementary groundcover underneath roses. Introduced by the late Rosemary Lee of Coombland nursery (UK).

dalmaticum Z4 pink 15 cm x 30 cm ○▶ **June-July**

Native to Croatia, Bosnia, Herzegovina and Montenegro. A perfect *Geranium* for sunny rock gardens or along rock walls where it will form a dense mat of toonie sized, dark green leaves. The flowers appear two to a stem, just above the leaves and open in a soft pink colour. If the plant is sited in full sun and is not spoiled with water, you can expect excellent orange and red fall colours. Well behaved and long-lived. **AGM**

'Dilys' Z5 red-purp 35 cm x 80 cm ○▶ **July-Nov**

G. 'Dilys' is a hybrid cross between *G. sanguineum* x *G. procurrens*. It is a slow starter in the spring, which can be used to your advantage by teaming it up with plants that slip into early dormancy or ones that start to look a bit tired earlier on. The fine foliage will attain attractive colours in the fall. If she has the chance, 'Dilys' will gently weave her way through neighbouring plants. Clump-forming and will not root on the nodes. **AGM**

endressii

— **'Phoebe Noble'** Z5 pink 60 cm x ~ ~ ~ ○▶ **May-Sept**

Hot, lipstick-pink flowers appear throughout the summer on this vigorous selection made by the late Phoebe Noble. It is only suitable as a groundcover in wild corners of the garden where it can spread with its short runners as well as by seed.

— **'Wargrave Pink'** Z5 pink 60 cm x ~ ~ ~ ○▶ **May-Aug**

Salmon-pink flowers appear throughout summer on wiry stems. Easy, but not as vigorous as some *G. endressii* varieties. Most suitable for the wider side of the garden.

himalayense Z4 (3) blue 50 cm x ~ ~ ~ ○▶ **May-June**

Loose, moderately but steadily increasing clumps of sharply lobed, fresh green leaves are topped with large saucers in a vibrant blue hue from mid spring to early summer. The leaves remain attractive throughout the growing season. If flowering diminishes after a few years, dig and replant the outer edges and your efforts will be rewarded with renewed exuberance.

— **'Derrick Cook'** Z4 white 50 cm x ~ ~ ~ ○▶ **May-July**

Only recently introduced but named after its finder who discovered it in 1984 in Nepal. Very large, white, saucer-shaped flowers, delicately veined with purple, create a long lasting floral display. Ground covering in habit but at a pleasant pace.

macrorrhizum

Although considered dull by some, the *G. macrorrhizum* varieties are on our "top ten" list of the most abuse-tolerant plants. Only prolonged drought will temporarily set them back. Add mosquito-repelling qualities (try rubbing some leaves on exposed skin) to their high adaptability, and you have a plant that any gardener up to zone 3 should grow! The fragrant foliage is semi-evergreen in our garden, and it combines easily with other plants in sun or shade. It doesn't flop, flowers only briefly, and clumps that become too wide can easily be contained by pulling out some of the stems from beneath the clump. No credentials are required to grow this plant.

— **'Album'** Z4 (3) white 40 cm x ~ ~ ~ ○▶● **May-June**

White flowers with pale pink stamens, growing from a reddish-pink calyx. **GPP**

— **'Bevan's Variety'** Z4 pink 40 cm x ~ ~ ~ ○▶● **May-June**


Hot pink flowers with orange stamens. Not the hottest of combinations so here the short blooming time is almost an advantage. This is a real workhorse in the weed suppression category and the most vigorous of the forms on offer. **AGM and GPP**

— **'Ingwersen's Var.'** Z4 (3) pink 40 cm x ~ ~ ~ ○▶● **May-June**


Same qualities as the previous form, but with cool violet-pink flowers and complementary coloured, reddish-pink stamens. **AGM AND GPP**



Geranium 'Coombland White'




Geranium dalmaticum



Geranium 'Dilys'



Geranium endressii
'Phoebe Noble'




Geranium endressii
'Wargrave Pink'



Geranium himalayense




Geranium himalayense
'Derrick Cook'



Geranium macrorrhizum
'Album'



Geranium macrorrhizum
'Bevan's Variety'



Geranium macrorrhizum
'Ingwersen's Variety'

— **'White Ness'** Z4 white 25 cm x ~ ○▷● **May-July**

A choice, new cultivar which blooms with pure white flowers that grow from green calyxes. The leaves are smaller and apple-green in colour. This was found by a former employee from the Ness Botanical Garden, growing on the slopes of Mt. Olympus in Greece. Suitable for small-scale groundcover and just as tough as the others. **AGM**

maculatum Z4 mauve 70 cm x 40 cm ▷● **May-June**

An excellent *Geranium* for the woodland garden. I have seen this species in large drifts under the deciduous canopies of oaks, Carolina beech, maple and tulip poplar in the Blue Ridge Mountains of the Carolinas, USA, where it grows in spring-moist valleys with *Dicentra cucullaria*, *Asarum*, *Arisaema triphyllum* and *Trillium erectum*. From the tuber-like roots, slender, upright stems of medium strength carry many pale mauve flowers for weeks during spring. Plants go dormant if allowed to dry out. Some self-seeding might occur.

— **'Album'** Z4 white 70 cm x 40 cm ▷● **May-June**

This is a fine, pure white form of the wood geranium. Pristine, tall and utterly elegant.

— **'Chatto'** Z4 pale lilac 70 cm x 40 cm ▷● **May-June**

A delightful, pale-flowered selection with nicely overlapping petals.

— **'Espresso'** Z4 lilac 70 cm x 40 cm ○▷● **May-June**

The dark, espresso-coloured leaves, form a fine backdrop for the lilac flowers. This introduction from Dale Hendricks will tolerate shadier conditions but the leaf colouring will be more intense and persistent in full sun.

— **'F.S. Pretty in Blue'** Z4 lav.blue 70 cm x 40 cm ▷● **May-June**

Divisions of a fine lavender-blue seedling, found here at the nursery.

magnificum Z5 pur-blue 70 cm x 60 cm ○ **June**

The vibrant, purple-blue flowers are laced with darker veins. Unfortunately not a very long bloomer but a very good garden plant and attractive in leaf. Best planted in full sun in well draining soil. Often, the foliage develops attractive fall colouring. **AGM**

nodosum

'Silverwood' Z4 white 50 cm x 50 cm ▷● **May-Sept**

Recommended for difficult dry and shady sites with root pressure from cedar and the likes where it will still perform admirably and flower for an extended period of time. The bright green, nearly glossy foliage is a welcome feature in these gloomy situations. This cranesbill might seed itself generously under more favourable conditions so be aware.

'Nimbus' Z4 pur-blue 50 cm x 70 cm ○▷ **June-Sept**

Excellent, finely cut foliage on a pretty, well-rounded clump that is topped in early summer with attractive, open-faced, purple-blue flowers that hover in copious quantities above the foliage. A midsummer clipping will encourage a full second bloom but even without it, marvellous foliage and the occasional flower will warm your gardener's heart well into fall.

'Orion' Z5 blue 80 cm x 80 cm ○ **May-July**

The large, saucer-shaped, blue flowers with violet veins, have white centers and appear in late spring. They continue well into summer. Early cut-back to the ground can rejuvenate the shape and encourage additional bloom. When left, the deep green foliage acquires red tinges in the fall. Not to forget its sterile nature: no seedlings. **AGM**

x oxonianum

— **'Thurstonianum'** Z4 red 50 cm x 100 cm ○▷ **May-Sept**


One of the few *G. oxonianum* varieties that we have given a place in our gardens. An outsider with respect to flower shape, its flowers have narrow, pointed, recurved petals that are separated at the tips, forming little stars. The petal tips are cherry-red, bleeding to white towards the center. An easy *Geranium* for even quite shady spots. Forms a wide clump over time without being invasive, and blooms continuously without a midsummer clipping.

'Patricia' Z4 magenta 80 cm x 80 cm ○ **May-Aug**

A fantastic cranesbill with superb colour, similar to *G. psilostemon*, which is one of its parents, but shorter in stature, much longer blooming and sterile. The leaves will turn orange and red in the autumn. Beautiful with blues, greys, anything really. **AGM - GPP**



Geranium macrorrhizum
'White Ness'



Geranium maculatum




Geranium maculatum
'Album'



Geranium maculatum
'Chatto'



Geranium maculatum
'Espresso'



Geranium maculatum
'F.S. Pretty in Blue'



Geranium magnificum




Geranium nodosum
'Silverwood'




Geranium 'Nimbus'



Geranium 'Orion'



Geranium x oxonianum
'Thurstonianum'



Geranium 'Patricia'

phaeum

- **'Album'** Z4 white 70 cm x 40 cm ◐ ● May-June
Elegant, pure white, nodding blossoms light up shadier corners in the woodland. Flowering only once, during the spring and self-seeding if allowed to do so. The bright green, semi-evergreen foliage forms lush mounds early in the season. Attractive with dark flowered *Helleborus*, *Brunnera* and *Polygonatum* to name a few. A tough, drought tolerant cranesbill.
- **'Samobor'** Z4 maroon 70 cm x 40 cm ◐ ● May-June
Commonly called the 'mourning widow' cranesbill, this species and its varieties tend to seed around so we make a point to deadhead the plants before they set seed. This particular variety has rather bold leaves with a large maroon blotch at their center. If instead of just dead-heading, you cut the entire plant to the ground, a new flush of leaves will emerge that will be colourful, healthy and effective deep into the fall. The floral display is quite subtle: the dark blossoms hang upside down at the tips of open, branched stems and are barely a centimeter across.
- **'Springtime'** Z4 maroon 70 cm x 40 cm ◐ ● May-June
Striking leaves with a pale yellow-white center, surrounded by maroon flecks served on a medley of greens. Benefits from the same treatment of clipping back after blooming, generating a fresh flush of fine flecked foliage.

pratense

- **'Dark Reiter'** Z4 blue 60 cm x 50 cm ○ May-June
Striking, dark reddish-brown coloured foliage and a more compact growth sets this form apart. Make sure to deadhead after flowering since the resultant seedlings will only partly come true to name.
- **'Laura'** Z5 white 70 cm x 60 cm ○ June-July
This *Geranium* was found by Christine Morley from Cheshire and named in honour of her mother. A chance seedling from a packet of *G. pratense* seed from Chiltern Seeds. She grew it in her garden for some 20 years before she realized she had something special. In the PNW best tucked in between developing grasses or sturdy neighbouring perennials but the pure-white, nicely shaped, **double** flowers are worth the extra effort.
- **'Midnight Ghost'** Z4 white 60 cm x 50 cm ○ May-June
The dark, plum coloured foliage forms a perfect backdrop for the white blossoms that appear in clusters atop strong stalks in mid spring.
- **'White Lady'** Z5 white 70 cm x 45 cm ○ ◐ June-July
Shorter and more compact growth habit than the species. The large white flowers are carried in profuse quantities atop the non-flopping stems. We remove all growth before the seed ripens, but there is no second bloom.

- **psilostemon** Z5 magenta 100 cm x 100 cm ○ ◐ June-Aug

The blazing, magenta colour of this robust, clumping *Geranium* will not tickle everyone's fancy, but it goes well with greens, grays, whites and blues. The eye of the flower is a deep purple-black. Remove spent flowers to prevent self-seeding. **AGM**

- **renardii** Z6 (3)whi/lilac 30 cm x 40 cm ○ ◐ May-June

I vividly remember this species being used as a groundcover at the Horticultural College, in Holland, and was struck by the effect of the puckered, suede-like foliage. Although the pure species is rarely offered, it is well worthy of a warm, sunny location in your garden. Lilac-coloured veins form a creative pattern over the petals. **AGM and GPP**

- **'Terre Franche'** Z6 (3) blue 35 cm x 40 cm ○ ◐ June-July
Masses of pretty, lavender-blue flowers appear above the olive-green foliage on this new introduction from Belgium. A most floriferous clone. Seems quite similar to *G. renardii* 'Phillipe Vapelle'.

- **'Salomé'** Z6 lilac 35 cm x 70 cm ○ ◐ June-Oct
A hybrid resulting from a cross between *G. procurrans* and *G. lambertii*. The petals of this pleasant, trailing form are perfectly, individually spaced with colour that bleeds from the pale lilac outer edge to the contrasting, deep purple-black base next to the black stamens. A clean appearance throughout the growing season paired with an extremely long flowering season, and no spontaneous rooting at the nodes, only add to the fine qualities of 'Salomé'. **GPP**




Geranium phaeum 'Album'




Geranium phaeum 'Samobor'




Geranium phaeum 'Springtime'



Geranium pratense
'Dark Reiter'




Geranium pratense
'Laura'



Geranium pratense
'Midnight Ghost'



Geranium pratense
'White Lady'



Geranium psilostemon



Geranium renardii



Geranium renardii
'Terre Franche'



Geranium 'Salomé'

sanguineum

- **'Album'** Z3 white 30 cm x 70 cm ○ D June-Sept
Large, pure white flowers cover this cranesbill from late spring through summer. Excellent plant to weave into the front of the border. This form has a more open habit compared to the following two selections. **AGM**
- **'Apfelblüte'** Z3 pink 25 cm x ~ ○ D May-Sept
(Translation: Apple blossom) Soft pink flowers with faint, darker pink veining smother the low, spreading clumps throughout the summer. A great performer.
- **'Cedric Morris'** Z3 purple 20 cm x ~ ~ ○ D June-Aug
Bloody cranesbills have great potential for the front of the border, with their gentle, spreading habit and finely textured foliage. 'Cedric Morris' has large, saucer-shaped, purple flowers, with the main flush of blooms in early summer and intermittently flowering throughout the warm months.
- **var. striatum** Z3 pink 25 cm x ~ ○ D May-Sept
Dark pink lines are traced over pale pink petals, creating lively contrast. The large saucer-shaped flowers appear continuously throughout summer. Very effective in rockeries, behind dry-stack rock walls or in the front of the border. Drought-tolerant once established. **AGM**

sinense Z6 black 50 cm x 40 cm D ● July-Sept
Small, velvety, deep black-red flowers open at the ends of multi-branched stems from mid to late summer. The flowers have recurved petals and a pointed cluster of crimson stamens protruding from the center (they resemble the flowers of mourning widow geranium). The deeply divided, grass-green foliage has a semi-gloss finish. Plant this Chinese native in a sheltered spot with dappled light and an evenly moist soil. Since the flowers are small and dark, make sure you position the plant where you can easily appreciate the smaller things in your garden.

'Sirak' Z5 lilac-pink 50 cm x 50 cm ○ D June-July
A multitude of lilac-pink flowers appear in clusters atop sturdy stems that cover the plant from early to midsummer. Flowers only once, so no clipping is required. A clumping geranium with dull green, healthy foliage. **AGM**

soboliferum Z5 purp-pink 30 cm x 50 cm ○ D June-Sept
A rarely encountered species, native to Manchuria and Japan, with pretty, deeply divided, olive-green foliage. Later in the season, the foliage changes to fine orange and red fall colours. This plant is a bit of a late starter, and the purplish-pink flower colour is not the easiest to fit into the garden, but it does combine nicely with *Salvia verticillata* 'Smouldering Torches', *Campanula poscharskyana* 'E.H. Frost' and *Molinia caerulea* 'Edith Dudzus'. Strictly clump-forming and slightly sprawling. No clipping required. Mildly self-seeds in our gardens.

sylvaticum


— **'Amy Doncaster'** Z4 (3) blue 60 cm x 60 cm ○ D May-July
Small, but charming, true blue flowers with a white throat appear in clusters at the ends of the stems. Tight clumps of olive-green foliage stay attractive throughout summer and fall. A pretty plant.

wallichianum

- **'Buxton's Variety'** Z6 blue 30 cm x 80 cm ○ D July-Oct
A much-coveted *Geranium* with large, open-faced, white-eyed, deep blue flowers topped with pleasantly twisted, black stamens. The petals are fully overlapping, creating solid saucer-shaped flowers. Drought and heat make for smaller, more purplish flowers. Colouring is usually best in late summer and fall. Best situated in a rich, moisture-retentive, but well-draining soil. **AGM**
- **'Heronswood Pastel'** Z6 blue 20 cm x 70 cm ○ D June-Oct
A trailing form with, pastel blue petals backing the elegant knot of black stamens, which become more prominent as fall draws near. Very profuse, early flowering and undemanding. A great workhorse in our shade garden.



Geranium sanguineum
'Album'




Geranium sanguineum
'Apfelblüte'



Geranium sanguineum
'Cedric Morris'




Geranium sanguineum
var striatum



Geranium sinense



Geranium 'Sirak'



Geranium soboliferum



Geranium sylvaticum
'Amy Doncaster'



Geranium wallichianum
'Buxton's Variety'



Geranium wallichianum
'Heronswood Pastel'

wlassovianum **Z3** **purple** **35 cm x 90 cm** **○ D** **June-Sept**
 Another exceptional, sprawling species with healthy, fuzzy foliage, flushed with burgundy in spring, along trailing stems that pleasantly explore the immediate neighbourhood. This species blooms continuously with deep-purple, up facing flowers. Add to this the good fall colour and its résumé is set—this one's hired! **GPP**

— **'Lakwijk Star'** **Z3** **purple** **40 cm x 90 cm** **○ D** **June-Sept**
 A more robust plant and the flowers are double the size. They are star-shaped, the petals are more linear and nearly separated at their base. A vigorous plant with the same excellent foliage as the species.



Geranium wlassovianum



Geranium wlassovianum 'Lakwijk Star'

GEUM **(Rosaceae)** **avens** **Europe, Asia, N. America**
'Cosmopolitan' **Z5** **rose** **35 cm x 40 cm** **○ D** **May**

The toonie-sized flowers have multiple rows of petals in a gentle rose-peach colour but the edges are dipped in a deep reddish-pink, creating a picotee effect. Easy to please.

'Beech House Apricot' **Z5** **apricot** **25 cm x 30 cm** **○ D** **May-June**

Preferring a moisture-retentive soil, this avens will form dense clumps, topped with short stems that carry strawberry-like, apricot-coloured flowers, 3 to 4 cm across. The petals have reddish markings but look apricot at first glance. A pretty selection for the front of the border or sunny woodland edge.

rivale

— **'Leonard's Variety'** **Z5** **pink-red** **35 cm x 50 cm** **○ D** **April-June**

With so many yellows and blues around early in the year, this is a real pleaser, making for lovely combinations without being brash. As a bonus, one can often expect a second flowering in August/September, especially after your shears take it down to the ground in mid June.

'Sangria' **Z5** **red** **60 cm x 45 cm** **○ D** **May-June**

Copious fire-engine red flowers on tall stems, dance in the spring breeze and often give a repeat performance in summer. The foliage is quite coarse and forms a mound low to the ground.

triflorum **Z4** **brown-red** **30 cm x 30 cm** **○** **April-May**

Some folk might know this native species by the name of 'prairie smoke', referring to the superb, long-plumed seed heads that appear shortly after the inconspicuous flowers have faded. En masse, these can create a silver haze across a meadow. Best situated in a well-draining soil.



Geum 'Cosmopolitan'



Geum 'Beech House Apricot'

GILLENIA **(Rosaceae)** **bowman's root** **E. USA**
stipulata **Z5** **white** **70 cm x 50 cm** **○ D** **June-July**


(Syn. *Porteranthus stipulatus*) Rarely found in the trade, this species is lower than *G. trifoliata*, the leaves are feathery and have an attractive bronze cast in the spring. The flowers appear in more compact clusters at the ends of the stems and the whole plant has a more compact and upright form.

trifoliata **Z4 (3)** **white** **100 cm x 90 cm** **○ D** **June-July**


(Syn. *Porteranthus trifoliatus*). Is there such thing as the perfect plant? Sturdy, healthy, finely serrated, trifoliate leaves develop before and after blooming. Clouds of pure white flowers are held by red calyxes on red stems. Grow in part or full sun, in any regular garden soil. Clump-forming with a good fall colour display. Does not self-seed (how unfortunate), requires no division, staking, or deadheading. It's not evergreen and so not quite perfect, but it's very good. **AGM and GPP**



Geum rivale 'Leonard's Variety'



Geum 'Sangria'



Geum triflorum


GLAUCIDIUM **(Paeoniaceae)** **Japan**
palmatum

— **var. leucathum** **Z4 (3)** **white** **50 cm x 70 cm** **D ●** **May**

From the thick rootstock, stems develop with typically two palmate, bright green leaves, with 5 to 7, hairy, toothed, lobes. The leaf lobes can reach 10-30 cm in diameter, depending on growing conditions. The slightly nodding, white flowers have a silky quality and are 6-10 cm in diameter, centered with a yellow boss of stamens. Up to three flowers stand atop the stems, backed by a rounded green bract. Prefers an organically rich, moisture-retentive, sandy loam.



Gillenia stipulata



Gillenia trifoliata

A well-grown specimen is a sight to behold, and is a measure of your ability as a gardener. Some slug damage might occur on young plants. Occasionally, we have the lavender form, *Glaucidium palmatum*, available in our collector's corner. These plants are not the easiest to grow and we have found, to our surprise, the white flowered form much easier to keep going in our gardens than the lavender one. A while ago there was an image in Gardens Illustrated Magazine where this plant was quietly and without fanfare displayed as a large scale (native) groundcover in a woodland garden/landscape in Japan. Maddening. **AGM**



Glaucidium palmatum var leucathum



Glycyrrhiza yunnanensis

GLYCYRRHIZA (*Papilionaceae*) **China**
yunnanensis **Z5 lilac-blue** **220 cm x 100 cm** **○ ▶** **July-Sept**

A true gem for flower arrangers. Tall, upright stalks are clothed with pinnate leaves. From the leaf axils develop clover-like heads of lilac-blue flowers, followed in summer and fall by compact, round clusters of bristly beans that change in colour from green to reddish-purple to rusty brown. The stalks bearing seed heads can be cut in the fall for immediate floral arrangements, inside or out, or hung to dry for use at a later date. Alternatively the stems can be left on the plants for winter interest.



Glaucidium palmatum 'Double Eye'

GOODYERA (*Orchidaceae*) **western rattlesnake plantain W.N. America**
oblongifolia **Z4 cream** **40 cm x 20 cm** **▶ ●** **June-Sept**

This is the largest rattlesnake plantain in North America with individual leaves reaching up to 10 cm long. This evergreen perennial grows in shady, dry to moist, coniferous woods between mosses and on decomposing wood. Individual plants show the dark green leaves with various degrees of intricate, silvery-white webbed patterning. Nice, close to the edge of a path in your woodland, in a clump of moss or in a rotting log where these details can be appreciated. The small creamy-white flowers appear in a spike on a long slender stalk. The foliage is much more interesting than the flowers.

HACQUETIA (*Apiaceae*) **Central-Eastern Europe**
epipactis **Z5 (3) yellow** **15 cm x 30 cm** **▶ ●** **March-June**

Named after Balthazar Hacquet (1739-1815), a professor from Bamberg, southern Germany, this unlikely member of the carrot family has, in the distant past, carried the name *Astrantia epipactis*, in addition to other synonyms. The flowers of *Hacquetia* resemble those of masterwort. Provide with compost-enriched, regular gardening soil, dappled light and/or the shade from deciduous trees. This low, densely clumping perennial will delight you in late winter with tight, button-like, yellow flowers pressed against a collar of bright green bracts pushing up from ground level. When spring comes along, the stems will slowly stretch to about 15 cm. The trifoliate leaves grow directly from the root to form a lush mound, both during and after flowering. Long blooming and effective in leaf throughout summer and fall, it will politely seed itself in suitable locations, forming nice colonies over time. The variegated form 'Thor', which we've seen in various gardens, is not nearly as appealing. **AGM**



Goodyera oblongifolia



Hacquetia epipactis

HELENIUM (*Asteraceae*) **sneezeweed** **SE USA**

Heleniums are easy to grow in sunny but not too dry locations. We prefer the shorter forms for their ability to stand up without staking, but with a little bit of help some of the taller ones are hard to beat in late summer and fall borders for their vivid colours and later, the brown ripening of the cones. Good partners alongside ornamental grasses. They also make excellent cut flowers.


'Loysder Wieck' **Z5 brown-oran** **150 cm x 80 cm** **○** **Aug-Sept**

The petals on this unusual sneezeweed are rolled in along the edges, creating a bit of a spidery look and thus a different texture.


'Moerheim Beauty' **Z5 red-brown** **120 cm x 60 cm** **○** **July-Aug**

Vibrant reddish-brown flowers make a show in mid-summer. This form sometimes needs staking in our gardens. **GPP**


- 'Rubinzweg'** Z5 red 120 cm x 60 cm ○ July-Sept
The flowers on this stiffly upright form open up in early July to a beautiful deep red, which fades to brown-red as they age. A sturdy selection that performs excellently between lower and medium-sized ornamental grasses. Introduced by Peter zur Linden (Germany). **AGM**
- 'Sahin's Early Flowerer'** Z5 red-brow 120 cm x 60 cm ○ June-Aug
The earliest of this group to come into flower, and a shorter selection. Opens golden-yellow with red streaks, maturing to orange-brown. **AGM**
- 'Sombrero'** Z5 yellow 70 cm x 60 cm ○ June-Aug
Pure yellow flowers appear atop much shorter stems in early summer. Attractive seed cones will last into winter.



Helianthemum
'Loysder Wieck'



Helianthemum
'Moerheim Beauty'



Helianthemum
'Rubinzweg'

HELIANTHUS (Asteraceae) sunflower

- angustifolius** Z4 yellow 170 cm x 100 cm ○ Aug-Oct
The swamp sunflower is a native of Central USA, occurring in moist, acidic soils. The coarsely textured, alternate, narrow, v-shaped leaves grow up to 20 cm long, giving the plant a fine textural look. The golden-yellow flowers appear in panicles atop bristly stems in late summer. May require staking in rich soils. This species is often confused with the smooth-leaved *H. salicifolius*.

decapetalus

- **'Triomphe de Gand'** Z5 yellow 150 cm x 100 cm ○ July-Sept
Dahlia-like in appearance, this bushy sunflower will delight you in the garden, as well as in a vase. Sturdy stems and a long-lived display of large, single, warm yellow flowers, up to 8 cm in diameter. Our voles love the dense root system and gratefully used it as a winter (re) treat. Reduce the size of the patch by half every three or four years in order to keep this triumphant grower in check.

x laetiflorus

- **'Lemon Queen'** Z4 yellow 180 cm x 120 cm ○ Aug-Sept
Tall columnar stems, branching from the top third, have rough but shiny, medium green foliage that gives way to masses of beautiful, pale yellow sunflowers from mid summer to early fall. When planted in lean soil, this will stand up perfectly well on its own. In rich soils 'Lemon Queen' can become a "Lemon Conqueror." **AGM and GPP**

- mollis** Z4 yellow 100 cm x ~ ○ August-Sept
Ashy sunflower is **only suitable for wild and natural gardens** where this drought tolerant plant can spread into a wide, open clump. The broad, oval leaves which are densely covered with with coarse hairs give the plants the attractive, ashen look. The golden sun flowers are about 6 cm across and face sideways. The reverse of the buds is also covered in a dense pubescence. Attractive in seed and persisting with strong skeletal stems well into winter.

- salicifolius** Z5 yellow 250 cm x 150 cm+ ○ Oct
The tallest and most dramatic of the common sunflowers, this one is called willow-leaved sunflower. Very long, linear, glabrous, dark green foliage falls in elegant curves from the glaucously waxed stems. The flowers appear at the time of year when one longs for the wood stove, and while the flowers are small and insignificant, the foliar quality is architectural. Prefers a moisture-retentive soil and full sun. Do not attempt to stake it, but let the stems fall among neighbouring plants. They always redirect themselves upward and will continue to reach for the sky. Often confused with *H. angustifolius*, but decidedly different!




Helianthemum
'Sahin's Early Flowerer'



Helianthemum
'Sombrero'



Helianthus angustifolius



Helianthus decapetalus
'Triomphe de Gand'



Helianthus x laetiflorus
'Lemon Queen'



Helianthus mollis



Helianthus salicifolius

HELLEBORUS (*Ranunculaceae*)**Europe**

As a perennial anchor of the woodland and winter garden, the hellebore is an important member of the garden. Its flowers, which appear in the off-season, are truly a bonus, since the plant's foliar quality is impressive on its own. The flowers lack petals but are equipped with colourful sepals instead (in most flowering plants, the greenish, inconspicuous sepals cup the more colourful petals). Unfortunately, lack of hardiness limits these plants to warmer areas. We offer a number of Central European species, which should be tested in areas as low as zone 3. The deciduous forms, especially, seem to perform admirably well in colder zones. In the Pacific Northwest, many hellebores perform very well when planted in full sun. Hellebores are divided into two basic groups: caulescent (leaves and flowers on separate stems), and acaulescent (leaves and flowers on the same stem). Hellebore aficionado Will McLewin is responsible for providing the seeds for a number of the following species, which he meticulously collected in the wilds of Italy, Hungary, Romania and the former Yugoslavia. One has to be patient for up to six years to see many of the species come into bloom. The offering of species *Helleborus* remains a rarity by nursery folk because, as you can see, growing it is not a profitable enterprise. We have concentrated our collection around excellent foliar forms and hope to enhance your landscape with these unusual, quiet beauties. With the plants we offer, you will either own a flowering plant immediately or, occasionally, you might have to wait one more season.

As for maintenance, ideally, we like to remove the leaves from the evergreen forms when the flower-buds break ground. Clipping back is easy and quick at this stage and prevents having to carefully extract the old leaves after the new foliage has sprouted up. We also remove the blossoms when they are spent, in order to prevent copious amounts of seedlings. The deadline for this is usually Mothers Day. The flower stems can be distinguished quite easily by opening up the crown and splitting the plant in half with one arm, bending all the stems to the side and clip the fatter, round stems, right back to the ground. Keep your clippers in the clump, clip first and then pull out the stalks from the outside .

argutifolius **Z6** **green** **70 cm x 100 cm** **○▶** **Mar-May**

Excellent caulescent, foliage plants for full sun or shade. Glossy, trifoliate, sharply toothed, alternate leaves grow from thick, fleshy stems. From March onward, these same stems develop large clusters of slightly nodding, apple-green flowers, centered with a beautiful boss of pale green-yellow stamens. By the time the seeds ripen and turn brown in June, new shoots are already appearing from the base. At that time, the old stems should be removed at ground level, so the new stems and foliage can develop unobstructed over the course of summer, fall and winter. **AGM and GPP**

cyclophyllus **Z6** **green** **35 cm x 40 cm** **○▶** **Mar-May**

A confused, acaulescent species. The emerging leaves are densely covered with beautiful, silky, silvery hairs. The large leaves reach up to 35 cm across and form sturdy, non-drooping, segmented umbrellas. Although supposedly deciduous, ours still keeps about 50% of its leaves over the worst winters, but usually the leaves are lying flat on the ground. Apple-green flowers appear in small clusters atop the stems shortly before the new foliage shows up in spring. Tolerates a dryish, acidic soil where it is grown in our shade garden.

foetidus **Z5** **green** **45 cm x 60 cm** **○▶●** **Dec-Mar**

This caulescent hellebore's common name, stinking hellebore, should never deter you from introducing it into your garden. It only smells when you bruise the leaves. A handsome, tough plant that remained cool as a cucumber during the dry, dry summer of 2016. Some seedlings that spontaneously appeared at the open and exposed west side of our white pine only had three light helpings of water and made it through that summer with flying colours. Excellent, spidery foliage varies on individuals from deep forest-green to blue-gray. Some selections turn dark red under the influence of cooler temperatures over winter, but the leaves turn gray-green again as the days get warmer. Allow these textural pleasers to naturalize in order to rejuvenate older plants, which can become quite ragged looking after a few years. We offer *H. foetidus* at the nursery as a mix, since there is excellent variation among individuals, so you can choose the one you like best. **AGM and GPP**



Helleborus argutifolius



Helleborus cyclophyllus



Helleborus foetidus in flower



Helleborus foetidus foliage

— ‘Westerflisk’ **Z5 green/red 45 cm x 60 cm** ○●● **Dec-Mar**
 Gray-green foliage with red stems, petioles and flowers, whose edges appear to have been dipped in cranberry sauce (it is Thanksgiving when I’m writing this).

× **hybridus** **Z5 mix 40 cm x 60 cm** ●● **Feb-April**
 The most popular group of hellebores, commonly called Lenten roses and often mislabelled as *H. orientalis* hybrids (which they are not!). An unlimited and ever surprising variety is available: in a range of colours, colour combinations, and patterns (spotted, veined, webbed, etc.); with a range of flower forms (single, double, semi-double, picotee, reverse picotee, or anemone type); and even some with coloured nectaries. If you are prone to collector’s anxiety, you can imagine how it would be possible to be so carried away that one might have to take out a second mortgage to collect them all (some of them cost a princely sum). This brings me to the garden of Mrs. Rahr, who lives near Seattle and grows two acres full of just *H. × hybridus* in a woodland setting. With this massive collection, she still has a hard time parting with even one individual plant. She reportedly purchased her very own plants back from a grower who had earlier purchased them from her as “overflow “ from the plants in her garden. The mix that we offer is best assessed at the nursery when it is in flower, so you can assure yourself that you will have the right colour, pattern, and so forth. With respect to colour selection for your garden, remember that while the dark forms are very tempting, their flowers will go unnoticed in light-challenged spots. **GPP and PPA (2005)**

× **hybridus** **Z5 selected forms** ●● **Feb-April**
 A wide range of excellent colours is available in early spring including picotees, yellows, blacks, slate, reds and pinks. **GPP**

multifidus
 — **hercegovinus** **Z5 yell-green 35 cm x 50 cm** ○● **Feb-May**
 All plants from this species make for fine foliar companions in the perennial border or accents under deciduous shrubs. The leaves are up to a foot across and consist of numerous narrow leaflets, creating an umbrella-like appearance. The amount of leaflets increases with age so be patient and watch the show get better.. The small, nodding flowers, appear before the leaves in small clusters atop short stems. These plants have taken some eight+ years from seed to flower. Within this group you will find a lot of foliar variation. The best forms have super-fine, filigree leaflets, surprising many visitors to our gardens when they realize it is a hellebore they are looking at. Deciduous and usually apple-green flowers. The finest leafed forms will be propagated by division and labeled as *Helleborus multifidus hercegovinus* ‘Free Spirit Select’. Their availability will be limited and they will be individually priced in our collector’s corner.

odorus **Z6 green 35 cm x 50 cm** ○● **Feb-April**
 Similar in some respects to *H. cyclophyllus*. Pale green flowers, often more suffused with yellow, sometimes have a faint fragrance. Excellent, robust, semi-evergreen foliage that is highly variable in shape among individuals. These plants are raised from collections of the reliable Will McLewin. We separated individuals that show emerging foliage of an attractive, intense reddish-brown. This colouring will fade to green over the course of spring. Excellent foliage plant.

purpurascens **Z5 red/green 40 cm x 50 cm** ○● **Mar-May**
 Although, considered a herbaceous species, the leaves often start to die off when the new flowers appear in late winter. The flowers are about 6 cm across and they appear in good sized clusters. They are often a mix of green and reddish-purple, visible on the inside and outside of the blossoms.

× **sternii** **Z6 pin-green 50 cm x 80 cm** ○● **Mar-May**
 From a cross made by Sir Frederick Stern, some sixty years ago, between the hardy Corsican *H. argutifolius* and the tender Majorcan *H. lividus*. The resulting hybrid has inherited the beautiful leaves and flowers of the latter with the hardiness of the former. Usually a cross between two species results in sterile plants, but not in this case. The cross has been repeated many times since, and some beautiful forms have been selected that come fairly true from seed.



Helleborus foetidus ‘Westerflisk’



Helleborus x hybridus mix



Helleborus x hybridus mix



Helleborus x hybridus selected forms



Helleborus multifidus hercegovinus in flower



Helleborus multifidus hercegovinus ‘Free Spirit Select’ foliage



Helleborus odorus



Helleborus purpurascens

The form offered here has trifoliate, glaucous green leaves with slight silver markings and a reddish reverse, as well as reddish petioles and green flowers that are tinged brownish-pink. A very good foliage plant in summer and winter, with flowering stems that stand upright during periods of rain. Full to part sun and some lime are preferred.

GPP

torquatus complex Z5 (3) purp/gree 35 cm x 45 cm ○ D Feb-April

These are garden-grown seedlings of the desirable, but highly variable, deciduous, acaulescent *H. torquatus* that is native to the Balkans. Often emerging in midwinter, it sends up stems topped with small clusters of small blossoms. The flowers are typically purple-red on the outside and blue-green on the inside, but solid greenish-white forms occur. By early April, the beautiful foliage starts to emerge, each rounded leaf composed of multiple narrow leaflets, creating a fine architectural mass in the border.

— **wild collected** Z4 purp/green 35 cm x 45 cm ○ D Mar-April

This group represents divisions of first generation seedlings of *H. torquatus* from colonies in NW Bosnia, SE of Bosanski, Petrovac. The group consists of forms with elegant, much divided, varied leaves, overlapping in form with *H. multifidus* subsp. *multifidus* but often more blue-green in colour. Flower colours from this colony can vary but are often dark purplish on the outside with dark-veined green inside. Deciduous. Collection no.: WML 20.2 WM0237=9929=9819.

— **'F.S. Selection'** Z5 purp/green 35 cm x 45 cm ○ D Feb-April

Our own selection of the *H. torquatus* complex represents divisions from an individual with exceedingly narrow and plentiful leaflets. Forms nice clumps in a couple of years.



Helleborus x sternii



Helleborus torquatus complex



Helleborus torquatus complex wild collected



Helleborus torquatus complex 'F.S. Selection'

HEMEROCALLIS

(*Liliaceae*)

daylily

Asia

Loved and despised; used as cut flower or vegetable; solitary or groundcover; clumping or running; adaptable and indestructible; popular and overused. Add to these features a ridiculous array of colour variations, colour combinations, shapes, and designs, and it doesn't take long to realize that starting a collection, like those hockey cards and hubcaps, is only a stone's throw away. In our humble opinion, daylilies are valuable for their early-emerging, emerald-green foliage in the spring garden. However, when it comes to flowering, we have come to appreciate, and have limited our use to, a few species and selections with simple but elegant flowers that blend easily into any planting scheme. Since the beginning of this century, white worms have shown up in the buds of daylilies, especially the early flowering, yellow ones. These infected buds will not open up and look a bit puffy and stunted. The trained eye can detect which buds are affected before they swell too much. Check with your daylily specialist as to the best means of control if you have noticed this in your garden. In 2006, we found these worms in the buds of 'Hyperion', collected them and burned them. When it occurred again the following year, we decided to toss the plants out, since too many buds were lost. Dan Hinkley would be disappointed that now the only virtue of the daylily has come under fire: the buds are not even suitable anymore for soups-at least not of the vegetarian kind.

'Autumn Prince' Z4 yellow 40 cm - 160 cm x 50 cm ○ D Aug-Oct


Very different from your average daylily - look at that height! The clumping foliage is about 40 cm tall, and in midsummer sturdy, tall flower stems rise up, displaying canary-yellow flowers along the top half of the stem. The long flowering period extends well into fall. We have grown this since 1995 in our shade garden, where it elicits "I want it, I want it!" remarks from our visitors every year. For either the back or front of the border, since the stems don't obstruct one's view. Seemingly a very old variety, introduced by some daylily breeder in the land of cornbread, grits and Billy Graham.

lilioasphodelus Z4 yellow 80 cm x 70 cm ○ D May-June


Shiny, bright yellow, slender, funnel-shaped flowers of a rather small size give this species a "wild" look. Add to that the fragrance of orange blossom and you've got yourself quite an acceptable daylily. **AGM**

vespertina Z4 yellow 80 cm x 70 cm ○ D June-July

This Japanese species has a rare quality: as the name implies, it opens its new flowers in the evening and flowers throughout the night. So much for a "day" lily! Its delicate fragrance enhances the air on a warm summer evening. Attractive lemon yellow.



Hemerocallis 'Autumn Prince'



Hemerocallis lilioasphodelus

HEPATICA (*Ranunculaceae*) **liverwort**

Late winter and early spring sun is essential for these woodland plants. Later in the season enjoying the coolness of shade created by canopies of deciduous trees and shrubs. A moisture-retentive, humus-enriched, alkaline soil is key to success. As soon as the first flowers appear in the spring we make a round with a bucket of lime, spreading a handful around the base of each plant. Make sure not to spill lime on the leaves; we found that the spilled lime left markings on some of the plants throughout the season.

Hepaticas are slowly clumping and when planted in groups, they can form a groundcover. Allow these plants, and yourself, time to mature and fill out (think years). In the "good old days" hepatica was used as a remedy for liver disorders. Although considered an evergreen, one should not take that description too seriously. Discoloured, tattered leaves are usually all that is left by the end of winter. *H. nobilis* and its varieties have the best winter foliage in our gardens.

acutiloba Z4 blue 20 cm x 20 cm ◻● April-May

Sharp lobed liverwort is native to the eastern U.S. where it inhabits deciduous, calcareous mountain woodland. It has hairy stems and new growth. The thin, semi-evergreen leaves are generally green with occasional faintly marbled forms. The form on offer is usually pale blue.

acutiloba
— 'Alba Select' Z4 white 20 cm x 20 cm ◻● Mar-April

Clearly and attractively marbled foliage which often emerges with a burgundy blush. The white flowers sometimes have the faintest blush of blue or pink.

americana Z5 white/blue 10 cm x 20 cm ◻● Mar-April

This diminutive species looks very much like a miniature form of *H. nobilis*, forming small but dense little clumps. The leaves on these seed raised plants are solid green although some show minor or major silvery markings. Most of our plants have flowered white but a few pale blue forms have shown up. Remember, these plants are small, especially in their pots.

maxima Z5 (3) white 20 cm x 30 cm ◻● Mar-April

Endemic to Ullung Island in the Sea of Japan, this species has thick, leathery, three-lobed, deep green leaves, edged with fine, soft, silvery-white hairs. The undersides of the leaves often have a pinkish flush and the flowers are whitish with a slight pink, picotee edge. The plant's small flower size is in contrast with its foliar supremacy. The leaves last well when used in posies, and are not affected by slugs in our garden. In the past, our stock plants were plagued by fungi. This was possibly due to the low canopy of hellebore leaves which had become too dense, restricting light and airflow and keeping the leaves and crowns too moist. We have moved them into a new location where they are now doing well. This liverwort is generally not affected by pests or mild frosts, but a brief period of slug interest occurs when the young leaves develop in late winter and early spring. This species is rarely listed in our annual stock list but there are usually a few to share on our collector's shelf in the spring.

nobilis Z4 (3) blue 20 cm x 25 cm ◻● Mar-April

A true traveler, native from Europe and Siberia to China and Japan, with tri-lobed, kidney-shaped, untoothed leaves. The colour forms can vary from pale powder-blue to deep, vibrant shades of cobalt. Occasionally, at the nursery we offer deep blue, or white-flowered forms. Slugs can be a problem in late winter and early spring. **AGM**

— 'Cremar' Z3 pink 15 cm x 25 cm ◻● Mar-April

This unusual hybrid by Severin Schlyter is a cross between *H. n. var. crenatiloba* x *H. n. var. marmorata* which would explain the name. Even if you have a limited fondness for variegation, you will be sure to like this one. Attractive ruffled and marbled foliage forms a lush evergreen clump. In late winter these are covered with myriad, candy-pink flowers. Tough and filling out nicely in a couple of years.

— 'Rosea' Z4 (3) pink 15 cm x 25 cm ◻● Mar-April

Clear but gentle pink flowers make you believe that spring is on its way.

— 'Rubra Plena' Z3 pink 15 cm x 25 cm ◻● Mar-April

Bright, pinkish red petals are neatly arranged into perfect, fully double flowers. The reverse of the petals is a silvery white, creating a third dimension to the blossoms. Only offered occasionally in the collector's corner.




Hemerocallis vespertina




Hepatica acutiloba




Hepatica acutiloba 'Alba Select'



Hepatica americana



Hepatica maxima



Hepatica nobilis



Hepatica nobilis 'Cremar'

- **var. acutiloba**
- **'Sun Marble'** Z3 mixed clrs 10 cm x 20 cm ◐●● Mar-April
Seedlings raised from Ashwood nursery stock. Beautifully marbled foliage graces these small, slow growing woodland gems. The flower colour on these seedlings can be white, blue or pink. Each individual plant shows a different leaf pattern. All are good. Also only offered on site in the collector's corner
- **var. crenatiloba** Z3 pink 15 cm x 25 cm ◐●● Mar-April
Solid green leaves but with ruffled edges persisting through winter. Hot-pink starry flowers in late winter and early spring.
- **'F.S. Lavender Lass'** Z3 lavender 15 cm x 25 cm ◐●● Mar-April
Our own selection with green, wavy-edged leaves (*H. n. var. crenatiloba*) and large, nicely shaped lavender flowers.

transsilvanica

- **'Blue Jewel'** Z4 (3) blue 25 cm x 35 cm ◐●● Mar-April
A handsome and vigorous selection that spreads its joy by means of short rhizomes, generated from the crown. A sport from *H. t.* 'Buis', but stronger and displaying larger, 3 to 5 lobed, soft green leaves that are irregularly incised along the upper edges. Beautifully deep blue coloured flowers, perfectly shaped, appear in profuse quantities on established clumps. A personal favourite, this is a jewel indeed.
- **'Buis'** Z4 (3) blue 25 cm x 30 cm ◐●● Mar-April
Hepatica t. 'Buis' is an old Dutch cultivar that almost disappeared from cultivation. The large, pale blue flowers are displayed well above the leaves, which form a loose clump. Allow the plant some time to settle in and discover its true potential. Leaves with 3-5 lobes are irregularly incised along the edges.
- **'Eisvogel'** Z3 white 25 cm x 30 cm ◐●● Mar-April
The white flowers have a palest blue wash on the outside of the petals. A very pretty and hard to find form. Only a few divisions available every year.
- **'Elison Spence'** Z3 blue 25 cm x 30 cm ◐●● Mar-April
The centers on this easy-going but sought after form, have developed "staminoid petals" meaning that the stamens have been replaced by a tuft of narrow petals, backed by the regular-sized, wide petals.
- **'Schwanensee'** Z3 pink 25 cm x 30 cm ◐●● Mar-April
(Schwanensee = Swan lake) Attractive evergreen foliage carries this form right through the winter. The plants are covered in the spring with large blossoms (some 3cm across) that are a pretty medium pink fading to a paler pink as they age.

HEUCHERA (*Saxifragaceae*) Coral bells, alumroot N. America
cylindrica Z5 white 45 cm x 30 cm ○◐●● April-May

Round leaf alumroot is a native to BC and grows in a compact, low, clump with rounded, evergreen leaves. In early spring stiff stems rise up and display the creamy flowers densely packed together in a spike. The flowers are visited by hummingbirds. This species prefers a moisture retentive soil. Semi-evergreen.

villosa

- **'Autumn Bride'** Z5 white 90 cm x 65 cm ○◐●● Aug-Oct
Creamy-white, frothy plumes surprise visitors to our garden in the fall when this species reaches its peak. A showy plant with bold, softly tomentose, emerald green foliage. Semi-evergreen and has proven to be quite drought tolerant in our shade garden.

HIERACIUM (*Asteraceae*) hawkweed
lanatum Z3 yellow 40 cm x 30 cm ○◐ June-July


Woolly hawkweed is a plant that inhabits hot, rocky, places in the mountains of NW Italy, W Switzerland and SE France. It feels just as comfortable in our hot and dry gravel garden between the greenhouses with no additional summer watering. The beautiful silvery fuzzy leaves form a neat, 15 cm tall mound, upright and untouched by slugs or snails. In late spring, a series of thin fuzzy stems appear on which 3 to 7 clear yellow daisies mirror the sunshine.




Hepatica nobilis
'Rosea'




Hepatica nobilis
'Rubra Plena'



Hepatica nobilis var *acutiloba*
'Sun Marble'



Hepatica nobilis
var. *crenatiloba*



Hepatica nobilis var *crenatiloba*
'F.S. Lavender Lass'




Hepatica transsilvanica
'Blue Jewel'




Hepatica transsilvanica
'Buis'




Hepatica transsilvanica
'Eisvogel'




Hepatica transsilvanica
'Elison Spence'



Hepatica transsilvanica
'Schwanensee'



Heuchera cylindrica



Heuchera villosa 'Autumn Bride'

HOSTA (*Liliaceae*) plantain lily China, Japan, Korea
 Like the daylilies, the ease with which hostas can be hybridized has resulted in an overwhelming variety of cultivars. Still, more hostas are sold each year than any other perennial in North America. Unlike daylilies, hostas are primarily grown for their foliage, which can add welcomed textural relief to the garden. The tough constitution and adaptability of these plants to light, soil and moisture conditions, along with the never-ending supply of new cultivars, has kept them extremely popular.

Our indulgence in this genus is limited to a handful of species and varieties that we have come to appreciate over the years, and that we find are well deserving of a spot in the garden. In the size listings, the first number indicates the height of the flower stems, and the second is the height of the foliage.

'Ben Vernooij' Z3 lilac 70 cm – 40 cm x 70 cm ▶●● July-Aug
 We could not resist the super thick foliage. This brightly coloured hosta emerges with blue centered leaves that have wide feathered, creamy-yellow edges. In more direct sun, these edges will turn white by mid summer. Slug resistant and looking good deep into fall.

'Blue Angel' Z3 white 120 cm - 90 cm x 180 cm ○▶●● July-Aug
 Not for the timid. This hosta forms a huge clump of up to 180 cm wide, cascading, heart-shaped leaves. This will take a few years but it will get there.... Beautiful as a solitary specimen. **AGM and GPP**

'Blue Impression' Z2 lilac 60 cm - 30 cm x 60 cm ▶●● July-Sept
 As Piet Oudolf describes it, "a balanced selection" from his nursery, forming compact, rounded clumps with pretty, leathery, powder blue foliage that gives rise to a multitude of flower stems in summer. The clusters of lavender-lilac coloured flowers appear more bluish on overcast days. The foliage seems to be left alone by the always-foraging mollusks in our garden.

'Blue Mouse Ears' Z3 lilac 30 cm – 15 cm x 30 cm ▶●● June- July
 A dwarf hosta that will slowly spread with very short stolons. It has stiff, blue, rounded foliage and short flower stems. **AGM and GPP**

'Blue Wedgwood' Z3 lilac 50 cm – 40 cm x 75 cm ○▶●● July-Aug
 Dense growing clumps with thick, pointed, medium sized, grey-blue leaves. Slug resistant foliage.

'Canadian Shield' Z2 lilac 45 cm - 30 cm x 60 cm ○▶●● July-Aug
 Originally introduced by Ken and Elke Knechtel, we have enjoyed this selection for many years in our garden, where it forms dense, compact clumps of glossy, leathery, dark green leaves on which the veins are nicely impressed. The leaves stand up off the ground, allowing smaller groundcovers to nestle themselves under and around its canopy. The flowers appear on short stalks in midsummer. Seems to carry genes from *H. tardiflora*, and has the same resistance to slugs.

clausa Z4 (3) lilac 45 cm - 20 cm x ~ ~ ▶●● July-Aug
 A moderately fast-growing groundcover, the white roots travel fairly close to the surface, sending up new rosettes from the nodes and creating a low, dense, forest-green carpet. The elegant, lilac-purple flower buds appear on knee-high racemes, and usually occupy only one side of the stem, but the flowers do not open. Plant in a moisture-retentive soil since overly dry conditions will force the plant into early dormancy.

— **var. normalis** Z4 lilac-pur 40 cm - 20 cm x ~ ~ ▶●● July-Aug
 Similar to *H. clausa*, but in this form the flowers do open up.

'Curly Fries' Z4 lilac 40 cm – 25 cm x 35 cm ▶●● July-Aug
 Long and narrow chartreuse coloured foliage forms a small arching mound. The textural effect of the wavy leaf edges makes for a surprising and fun accent in a shady corner or container.


'Golden Tiara' Z3 violet 45 cm – 25 cm x 40 cm ▶●● June- July
 This is what they call an "edger". Perfectly suited for the edge of a path or shady border. Green, golden edged leaves form compact clumps, topped in early summer with dark violet flower spikes. **AGM**



Hieracium lanatum foliage




Hieracium lanatum flowers



Hosta 'Ben Vernooij'




Hosta 'Blue Angel'




Hosta 'Blue Impression'



Hosta 'Blue Mouse Ears'



Hosta 'Blue Wedgwood'



Hosta 'Canadian Shield'



Hosta clausa



Hosta clausa var *normalis*

'Hadspen Blue' Z3 lilac 50 cm – 35 cm x 60 cm ○ ▶ ● July-Aug
Rounded, intense blue leaves that maintain their colour throughout the summer. The leaves have good substance and texture. The plants are topped with pale lavender spikes, peeking up just above the foliage in midsummer. Originally introduced by Nori and Sandra Pope. **AGM**

'Halcyon' Z3 lilac 45 cm – 40 cm x 60 cm ○ ▶ ● July-Aug
Thick, deeply corrugated, elongated blue leaves. The flowers are quite large and showy, appearing in dense, compact spikes. **AGM and GPP**

'Krossa Regal' Z3 lilac 180 cm – 100 cm x 100 cm ○ ▶ ● July-Aug
The only hosta we know with a vase-form. The blue-grey, slender leaves stand on long, upright petioles, leaving the surface underneath the hosta open for another layer of plants like *Primula sp.*, *Omphalodes sp.*, *Hepatica*, *Astilbe* and *Geranium*. The pale lilac flowers appear along towering stalks in mid to late summer. **AGM and GPP**

'Rock Princess' Z3 purple-blue 30 cm – 5 cm x 30 cm ▶ ● June-July
This diminutive hosta forms a very low, compact, groundhugging patch with its short rhizomes. Stems up to 30 cm tall rise up above the foliage and display small, slender, funnel-shaped purple-blue flowers. A nice plant to tuck in under a lower shrub or along the edge of a path on the north side of a home.

sieboldiana

— **'Frances Williams'** Z2 lilac 85 cm - 75 cm x 100 cm ▶ ● July-Aug
Bold, gray-green leaves with cream-coloured edges form lush, full clumps. Topped in midsummer with many sturdy spikes adorned with lavender-lilac flowers that are best removed so you can properly enjoy the foliage. **AGM**

HUTCHINSIA (*Brassicaceae*) chamois cress C. & S. Europe
alpina Z4 white 5 cm x ~ ▶ ● April-May

Finely dissected, glossy leaves form a low, evergreen, spreading mat. A nice textural plant in shady rockeries, troughs, pots or even in between stepping stones. Because it roots at the soil surface, it will never be an issue to remove it because the plants simply "comb" away with your hands.

HYDRASTIS (*Ranunculaceae*) golden seal E. North America
canadensis Z4 white 30 cm x 40 cm ▶ ● April-May


Another common name, indian dye, refers to the use by the natives of the yellow juice, extracted from the root, to stain their faces and dye clothing. The flowering stalks support two leaves, the lower one stalked, the upper stalkless. The dark green, hairy, palmate leaves have 5-7 lobes and can be up to 30 cm across. They have a wrinkled appearance. The flowers are packed together in a dense thimble at the tip of the stem. They are followed in July by small clusters of red berries. They look a little like a thimble berry but are not edible. Golden seal prefers a rich soil in deciduous shade or dappled light. Raised from seed in our nursery, CITES listed.

HYLOTELEPHIUM (Syn. Sedum) (Crassulaceae) stonecrop

'Bertram Anderson' Z3 red 10 cm x 30 cm ○ July-Sept
(Syn. *Sedum*) A low, clump-forming plant with trailing stems clothed in dark burgundy-brown leaves and red corymbs, up to 6 cm across, in mid and late summer. Nice in rock walls and the gravel garden. **AGM and GPP**

'Eline' Z4 yellow 50 cm x 45 cm ○ Aug-Oct
A compact selection bearing blue-green foliage suffused with plummy tones in spring and summer. In late summer and fall compact rounded heads with soft lemon yellow flowers develop. A favourite nectar stop for pollinators and a good winter stature.

'Marchants Best Red' Z4 red 45 cm x 45 cm ○ Aug-Sept
(Syn. *Sedum*) Rich red coloured heads on a upright but rounded plant. In full sun the foliage will develop rich burgundy tones. Excellent non-flopping habit and loved by pollinators. Selected by Graham Gough from Marchants Hardy Plants in East Sussex, England.




Hosta 'Curly Fries'




Hosta 'Golden Tiara'



Hosta 'Hadspen Blue'



Hosta 'Halcyon'



Hosta 'Krossa Regal'



Hosta 'Rock Princess'



Hutchinsia alpina



Hydrastis canadensis



Hylotelephium
'Bertram Anderson'

'Matrona' Z4 (3) pink 80 cm x 80 cm ○ Sept-Oct
 (Syn. *Sedum*) Introduced by Ewald Hügin from Germany, this is a good sturdy selection with bronze-suffused, gray-green foliage. The red stems are topped in late summer with large flattened heads, up to 15 cm across. The flower colour is a smoky pink. **AGM**

'Red Cauli' Z4 red 45 cm x 40 cm ○ Aug-Sept
 (Syn. *Sedum*) Selected by Graham Gough, this compact and sturdy sedum displays dense flower heads, like compact clusters of broccoli, in an intense red colour. The foliage is green, suffused with reddish-brown. **AGM**


'Sunkissed' Z4 pale yellow 70 cm x 60 cm ○ Aug-Sept
 (Syn. *Sedum*) Lacy, flat, pale yellow umbels in late summer and fall. The umbels are quite large at up to 15cm across and turn a pretty brown colour in the fall. Upright habit and blue-green foliage. Excellent winter structure.

tephium


— **ssp. ruprechtii** Z5 yellow 45 cm x 45 cm ○ Aug-Oct
 (Syn. *Sedum*) Dense yellow flower clusters, up to about 6 cm across, top weak stems clothed in bronze-tinted, greenish-blue leaves. Nice combined with *Carex c.* 'The Beatles', *Campanula poscharskyana* varieties, and *Sporobolus heterolepis*, in between which the stems can flop and float.

'Yellow Xenox' Z4 yellow 50 cm x 50 cm ○ Aug-Sept
 (Syn. *Sedum*) A recent introduction with the same fine foliage as 'Xenox' but topped with pale yellow flowers. Full sun (when the sun would be out), good drainage and air movement is a must to prevent rot in our wet springs.

'Xenox' Z4 pink 50 cm x 70 cm ○ Aug-Sept
 (Syn. *Sedum*) Marvellous foliage, blue-green with a purplish-pink luminescence. Large, pale-pink umbel-like flowers. Very cool. A Dutch selection by Herbert Oudshoorn. **AGM**




Hylosteplehium 'Eline'



Hylosteplehium 'Marchant's Best Red'




Hylosteplehium 'Matrona'



Hylosteplehium 'Red Cauli'




Hylosteplehium 'Sunkissed' spring foliage




Hylosteplehium 'Sunkissed' in flower


ICHTHYOSELMIS (*Papaveraceae*) large flowered dicentra E. China
macrantha Z6 white 30 cm x ~ ~ ~ ●● May-June
 (Syn. *Dicentra macrantha*) This large flowered bleeding heart will spread stoloniferously in rich soils to form a lovely carpet of tender foliage flushed with bronze. The elegant, large, ivory coloured flowers appear in succession. They are at least 5 cm long and remind me of a design of the art nouveau period. New leaves are generated right through mid summer.



Hylosteplehium telephium ssp. *ruprechtii*



Hylosteplehium 'Yellow Xenox'



Hylosteplehium 'Xenox'

IMPATIENS (*Balsaminaceae*) China
omeiana Z6 apricot 50 cm x ~ ~ ~ ●● Sept-Oct
 The bronze-green leaves have a velvety quality and are beautifully marked with emerald-green veins. They are lanceolate to elliptic in shape and appear in whorls along the stems. The watery stems are green, with reddish markings where the leaves are attached. Apricot-coloured flowers appear, very late in the season, on short stems that sprout from the top whorl of leaves. A handsome foliage plant for a shady spot with soil that maintains moisture during the summer. Although we have lost the young spring growth to late-night frosts in some years, the plant recovers quickly and sends up a second (or third) batch of leaves. Give this plant ample space since it spreads rather quickly in all directions, forming a colony.



Ichthyoselmis macrantha



Impatiens omeiana

INULA (Asteraceae) **elecampane**

ensifolia

- **'Compacta'** Z4 yellow 30 cm x 30 cm ○▶ July-Aug

It's hard to believe that this little gem is related to the following forms! The bushy clumps are clothed in needle like foliage and the stems are topped with bright yellow daisies. The greens will stay attractive into the fall. This *Inula* is suitable for drier spots in the garden and is a good plant for the edge of a border or path as well as the rockery.

racemosa

- **'Sonnenspeer'** Z4 yellow 240 cm x 90 cm ○▶● Aug-Oct

Tomentose (covered with soft woolly hairs), bold, basal leaves, up to 90 cm long and 20 cm wide, form a nice vase-shaped clump. A few strong, central stalks will rise up to the towering height of a sheet of plywood. The shaggy, daisy flowers are arranged at regular intervals on short stems along the top third of the stalk. These are a source of food for bees when in bloom and birds when turning to seed. The attractive skeletons of stems and leaves persist deep into winter. Although a plant for sun and part sun, this plant has gently seeded in our shade garden, blooming only sporadically but its foliage makes a fine, bold statement between maiden-hair ferns. The vase-shaped clumps of leaves allow under planting with lower plants like *Patrinia triloba* and *Geranium sp.*

- **'Sonnenstrahl'** Z4 yellow 220 cm x 90 cm ○▶ Aug-Sept

This Ernst Pagels introduction is also tall and bold but the ray flowers are particularly long and tend to droop a bit, creating a visually pleasing effect when they gently sway in the breeze. The stems branch out, giving more volume to the plant. A moisture retentive soil leads to the most impressive results. **AGM**



Incarvillea zhongdianensis



Inula ensifolia 'Compacta'



Inula racemosa 'Sonnenspeer'



Inula racemosa 'Sonnenspeer'

IRIS (Iridaceae) **iris, fleur de lis**

The botanical name *Iris* means "rainbow" in Greek, probably referring to the vast array of flower colours within the genus. The best time to move *Iris* is right after flowering. The plants will settle in well over the course of summer and fall, and moving does not usually affect flowering the following spring. If you move *Iris* either later or earlier than recommended, next spring's flowers will be smaller or simply won't appear at all.

chrysographes

- **Dark Form** Z5 (3) viol-black 50 cm x 50 cm ○▶ May

The incredible dark flower of this SW China native borders on true black. The form that we offer has a bit more violet showing through in the blackish falls and shows some fine golden thread-like markings down the center of the falls. *I. chrysographes* is best sited in part sun and a moisture-retentive soil. Although the plants will perform and flower as profusely in full sun, the flowering will be over faster and it isn't long as it is. The entire plant is finer and smaller in appearance than *I. sibirica* and we have found that the foliage is more upright, of a good dark green colour and not seriously affected by slugs and snails. **AGM**

- **cristata** Z5 blue 20 cm x ~ ▶● April-May

If you are able to keep the slugs at bay, crested iris can be a fine groundcover with broad arching leaves growing from shallow, creeping rhizomes. Prefers rich soils. Good in combination with *Tiarella*, *Epimediums* and woodland phlox. **AGM**

- **'Powder Blue Giant'** Z5 blue 25 cm x ~ ▶● April-May

A vigorous form with remarkably large pale blue flowers and a few awards under its belt: the American Iris Society Award of Merit (2003) and the Signa (Species Iris Group of North America) Medal (2005). Found in the wilds near Litchfield, Kentucky by Sam Norris.

- **'Tennessee White'** Z5 blue 15 cm x ~ ▶● April-May


We sell the tiny tuber like roots in small, 5 cm. square band pots and I'm always surprised with the flower power displayed. An extremely floriferous, pure white selection with yellow markings on the falls. Slow to increase and more diminutive than the species but tough it is.



Inula magnifica 'Sonnenstrahl' emerging foliage



Inula magnifica 'Sonnenstrahl'



Iris chrysographes 'Dark Form'



Iris cristata

foetidissima **Z5** **blue** **45 cm x 60 cm** **○ D** **May**
 The evergreen, glossy blades remain unscathed, even during a serious cold spell in winter. The flowers are usually pale blue in colour but there have been yellow show-ups as well. In any event, it is the seeds that take the cake. They develop late in the season and surprise during the late fall and winter months when their pods open and display a rich orange-red coloured crop of seeds. These seeds will often persist into early spring, adding colour to the winter garden and bringing delight to the floral arranger. We occasionally have the yellow flowered form *Iris foetidissima* 'Aurea' on offer.

graminea
 — **'Plum Tart'** **Z6** **blue** **30 cm x ~** **○ D** **May**
 Grassy-green spears shoot up between *Primula sieboldii* at the edge of our woodland garden. Rather than clumping, this species is more stoloniferous, forming an open mat, allowing other plants to grow in between the blades. The flowers are a deep blue with attractive orange and rust markings on the falls. Never brash but always a nice surprise as they pop up in the spring woodland.

henryi
 This Iris needs a few years to settle in before it will really strut its stuff. When the plants have matured in three or four years, their floral display is extraordinary. There is simply no foliage to be seen! The narrow, lax, semi-evergreen leaves form a dense mound that will send off short rhizomes to slowly form a mat, which keeps its good looks deep into winter. Both clones below will work perfectly in part sun at the edge of the woodland or in a rockery. Both clones were introduced by Darell Probst who is better known for his extensive work with the genus *Epimedium*.

— **Clone 1** **Z5** **white** **20 cm x ~** **○ D** **May**
 The flowers appear one or two to a stem and are 2 to 3 cm across. They seem to open all at once, creating a solid display with no foliage or soil peeking through. Clone 1 has white flowers with a palest blue shading.

— **Clone 2** **Z5** **white** **20 cm x ~** **○ D** **May**
 A clone with marginally larger flowers and virtually no blue shading.

x robusta
 — **'Gerald Darby'** **Z4** **blue** **90 cm x 90 cm** **○ D** **May-June**
 Growing as well in the margin of a pond as in a regular but moisture retentive garden soil. Noted for its attractive, purple-blue coloured spring foliage that fades to blue-green by summer. The flowers appear in June on sturdy, dark purple stalks. The clumps spread slowly but steadily and are a workout if you plan on reducing its size. **AGM**

sibirica
 Although the foliage of *I. sibirica* can have textural value in the summer and fall border, we have found many of the forms not valuable enough to keep. The flowers can be exquisite in form and colour. The fields in full bloom at the incredible property of Henry and Molly Pauls, open during the Ryder Lake ramble, are a true sight to behold. But the blooming time is brief, and reality dictates that we would rather allocate the space required after a few years to more interesting plants. To remove an established clump of iris takes some serious muscle action, and if you don't remove the spent flowers, seed pods will develop and, when given the chance to ripen, will generate plants for the entire neighbourhood. It hybridizes easily so the value of these seedlings should not be extended beyond the compost pile. There are gazillions of selections to choose from and they can be put to good use in wilder fringes of the garden or along large, natural ponds.

— **'Flight of Butterflies'** **Z4 (3)** **blue** **40cm - 75 cm x 50 cm** **○ D** **June**
 A smaller, more finely textured selection with more upright foliage and countless purple-blue flowers, attractively webbed and veined with white. The flowers appear well above the foliage at various heights along the stems, creating a flock-like impression from a distance. Registered by Jean Witt of Seattle, in 1972. **AGM**



Iris cristata 'Powder Blue Giant'



Iris cristata 'Tennessee White'



Iris foetidissima



Iris graminea 'Plum Tart'



Iris henryi 'Clone 1'



Iris henryi 'Clone 2'



Iris x robusta 'Gerald Darby'

sintensis **Z6** pur-blue 25 cm x 30 cm ○ ▶ **June**
 A small, slow growing iris with lax, evergreen, dark green leaves which grow from a thin, hard rhizome. They can be up to 35 cm long but they will lie low, without smothering neighbouring plants. The slender flowers appear in late spring on short stems and the form on offer has beautiful rich, dark, purple-blue flowers. This south European native prefers a semi-shade exposure. Make sure to give it its own little spot otherwise the neighbours might take over. **AGM**



Iris sibirica 'Flight of the Butterflies'



Iris sintensis

tectorum
 — 'Woolong' **Z5** lavender 50 cm x 60 cm ○ ▶ **May**
 Considering the vast amount of species and varieties available, our offerings of Iris are limited but this is one that we have gladly welcomed to our garden. This clone of the Chinese roof iris was introduced to us by Larry Davidson from Lost Horizons nursery in Acton, ON and has duly impressed us. It forms clumps of lush and arching, wide bladed, dark green foliage and is topped in mid spring with large, lavender coloured blossoms. The foliage remains effective through the summer and has shown fair slug resistance in our garden though being alert is important, especially in early spring. Collected in 1989 by plant connoisseur Jim Waddick from Platte County Missouri near Woolong in Sichuan, China. Jim is one of the founders of the SIGNA Medal (Species Iris Group) in 2013.



Iris tectorum 'Woolong'

ISOPYRUM (*Ranunculaceae*) false rue-anemone
biternatum **Z5** white 20 cm x ~ ▶ ● **April-May**
 A lovely native species with a more open, spreading habit compared to *I. thalictroides*. The cup-shaped flowers are a clean white, the leaves more green and rounded. The flowers appear intermittently, over a longer period of time. A great spring ephemeral between native ferns and *Cyclamen coum*.

thalictroides **Z5 (3)** white 15 cm x ~ ▶ ● **April-May**
 This is the European counterpart of the Eastern North American native, *I. biternatum*. Both are exceptionally early to emerge, often by the end of February or beginning of March, and are a promising sign of early spring. Elegant, blue-green, delicate leaves sprout from wiry white rhizomes that knit a dense mat just below the surface. Forming a soft, fern-like groundcover, the foliage is topped by nodding anemone-like, pure white flowers with 5-6 sepals. *Isopyrum* will quickly disappear after flowering, so it can load up on fresh energy to resurface next spring. Only effective in smaller or larger groupings, between and under deciduous shrubs or taller perennials, and in rockeries. It has been put to work in our garden under *Paeonia japonica* and alongside *Carex flagellifera*. The European species does not seem to be affected by the slimy-skinned populace of slugs in our garden.




Isopyrum biternatum



Isopyrum thalictroides

JEFFERSONIA (*Berberidaceae*)
 A genus named after Thomas Jefferson, third president of the USA (1743-1826), and a respected gardener in his day. Both species enjoy dappled light and a fresh, humusy soil.

diphylla **Z5 (3)** white 25 cm - 40 cm x 25 cm ▶ ● **May**
 Native to the Appalachian forests of Eastern North America, twin-leaf forms a tight crown supporting beautifully shaped, single, basal, cool-green leaves that are perfectly divided in half, resembling an exotic pair of butterfly wings. The flowers, which resemble smaller versions of *Sanguinaria* flowers, are about 3 cm across and appear on leafless stalks above the leaves. The flowers on this plant are short-lived, and you should visit it each day once the buds are detected, otherwise, randomly scattered petals on the cool forest soil will be the only proof that it really did flower. The seeds develop inside an interesting, drum-like seed pod that releases its seeds through a lid on the end. After flowering, the leaves grow larger and the stems stretch to about 40 cm. Combines well with *Omphalodes*, *Trillium*, *Adiantum venustum*, *Epimedium*, *Luzula luzuloides* 'Schneehäschen' and *Anemone nemorosa*.



Jeffersonia diphylla

dubia **Z5** **blue** **20 cm x 25 cm** **● ●** **April-May**
 (Syn. *Plagiorhegma dubium*). A forest dweller from Korea and Eastern Manchuria, that slowly forms a loose clump by means of short, underground rhizomes. The fine foliage emerges in spring with a velvety sheen and a wonderful, burgundy-brown flush that forms the backdrop for the anemone-like, lavender-blue flowers. The flowers last a bit longer than those of the above species, and will develop over a longer period of time. It is also more diminutive and delicate, and should not be left to get crowded out by neighbouring plants. We are getting close to be able to offer a few plants every year on the collector's shelf of *Jeffersonia dubia* 'Variegata' which features foliage with a fine speckled wash of creamy spots and the same lavender coloured blossoms.




Jeffersonia dubia


KALIMERIS (*Asteraceae*)

Why is this genus so sparingly found in gardens? The name *Kalimeris* is derived from the Greek adjective *kalos*, meaning "pretty or charming" and *meris*, meaning "part," which should be a sign to the uninitiated. Lovely, daisy-like flowers are produced in profuse quantities atop densely branched stems. *Kalimeris* is an easy-going, sturdy, long-lived, clump-forming plant that blooms for a long period, from late spring until fall. Often confused with an aster by visitors, but much earlier to delight with its flowers and outlasts any aster with its longer flowering period. Allow a season or two to settle in.

incisa
 — 'Alba' **Z4** **white** **60 cm x 60 cm** **○ ●** **May-Sept**
 After many attempts to procure this selection, we finally got our hands on the pure white sister of *Kalimeris i.* 'Blue Star'. A fine compact plant with a profuse display of nickel sized daisies. Long lasting and no staking required.
 — 'Blue Star' **Z4** **blue** **60 cm x 60 cm** **○ ●** **May-Sept**
 Shorter than the following species, this cultivar maintains a good winter silhouette. Glossy, dark green foliage and an impressive, prolific succession of nice, yellow-centered, blue-rayed, daisy-like flowers, about 3 cm across, top the plant from late spring onwards. Has a fine, dense, clean habit.



Kalimeris incisa 'Alba'



Kalimeris incisa 'Blue Star'

integrifolia **Z5** **white** **90 cm x 80 cm** **○ ●** **June-Sept**
 The flowers are a smidgen smaller than those of 'Blue Star', and appear in profuse quantities on taller stems that are densely branched over the top half of the plant. A very naturalistic border plant.



Kalimeris integrifolia

KIRENGESHOMA (*Hydrangeaceae*) **Japan**
palmeta **Z5** **yellow** **120 cm x 100 cm** **○ ●** **Aug-Sept**
 A first-class foliage plant, native to Japan, where it occurs in open woods. The name *Kirengeshoma* is derived from the Japanese *Ki*, meaning "yellow," and *rengeshoma*, the Japanese common name for *Anemonopsis macrophylla*. Robust, maple-like leaves grow from sturdy stems that are often flushed with mahogany tones. The lower leaves are largest, up to 20 cm across, with 7-10 shallow lobes, and sit atop long petioles. The leaves that are closer to the flower clusters are smaller, more rounded and sessile (lacking petioles). The fresh yellow flowers appear by the end of summer in slightly nodding clusters above the leaves. The slender, pointed petals have a thick, fleshy texture, and those in the center of the cluster are usually larger than the ones near the edges. The other species in this genus, *K. koreana*, is taller in stature and carries its flowers in more upward-facing clusters, a bit higher above its leaves. *Kirengeshoma* prefers a moisture-retentive soil and part sun. Needs ample water in summer, especially in full sun exposures, to ensure great-looking foliage deep into fall. **AGM**



Kirengeshoma palmata

KNAUTIA (*Dipsacaceae*) **S.E. Europe**
dipsacifolia **Z5** **mauve-blu** **120 cm x 60 cm** **○** **June-July**
 The foliage is a bit coarse but the flower display makes up for that. The plants are covered from top to bottom with small, mauve-blue, scabious-like flowers along tall, wiry stems. A nice addition in natural planting schemes. Will self-seed a bit.



Knautia dipsacifolia

macedonica **Z5 (3) red 80 cm x 80 cm** ○ **June-Oct**
 An exceptionally long flowering time, paired with the ease of combining this species in any perennial border, make this a very usable performer. The flowers appear as multitudes of tight, burgundy buttons at the tips of the densely branched plants. The first leaves, which appear in spring, are almost entire (not toothed or lobed), becoming more feathery as the season progresses, which often makes people wonder about the true identity of this plant. The plant's overall form is light and open, as the leaves remain in the lower half and the wiry stems create an airy mass above. Most at home in a sunny, well-drained border, tolerating any regular garden soil and usually growing more upright in leaner soil. In a rich soil, provide it with strong-shouldered neighbours for the plants to lean on. Self-seeding occurs under appropriate conditions.



Knautia macedonica

LAMIUM **(Lamiaceae) deadnettle** **S. and S.E. Europe**
orvala **Z4 (3) rosy-red 60 cm x 80 cm** ▶● **April-May**


These robust, tall, clumping nettles for the shade garden begin to flower in whorls at ground level as they emerge in early spring. The stems will stretch and continue to produce large, orchid-like, rosy-red flowers with darker honey guides (markings for bees to direct them towards the pollen) on the lower lip. At the same time, the heart-shaped, non-stinging, often red-flushed leaves are small at first, but quickly grow into large, finely tomentose, serrated blades, up to 15 cm long and 12 cm wide. Although not picky with respect to soil conditions, additional summer watering is required on drier soils (especially with the white-flowered form). Otherwise, the plants will slip into early dormancy. A good, slug-resistant foliar plant, *L. orvala* does not spread by rhizomes but self-seeding can occur under the right conditions. Seedlings are best discarded in their early stages, before the roots quickly travel to "beyond-pulling" depth.

— **'Alba'** **Z4 (3) white 45 cm x 60 cm** ▶● **April-May**

This shows no red flush on the stems and soft, emerald green foliage that emerges from the soil. The leaves maintain a paler colour than the species and the flowers are ivory white, with no markings on the lower lip and sometimes with the palest pink flush. Best planted out of direct sun.



Lamium orvala



Lamium orvala 'Alba'

LAMPROCAPNOS **(Papaveracea) bleeding heart** **N. China, Korea**
spectabilis (Syn. Dicentra spectabilis)

— **'Alba'** **Z3 white 100 cm x 100 cm** ▶● **April-June**

So tender in looks, but hardy as nails. A wonderful addition to any garden that can offer shade or dappled light and regular garden soil amended with some compost. In moist locations, flowering often lingers on until summer. Early to emerge, with the most tender-looking green that will warm your heart on a cool, late winter morning. If the soil is allowed to dry out, this bleeding heart will slip into early dormancy. Native to northern China and Korea. **AGM**

— **'Gold Heart'** **Z3 red-white 90 cm x 90 cm** ▶● **April-June**

Originally introduced by Nori and Sandra Pope (before plant patents were common place!), this golden leaved bleeding heart takes on lovely chartreuse shades in dappled light where it will brighten dark corners and combine effectively with the greens of ferns, hostas and the like. I don't know how but somehow the chartreuse and the pink blossoms do work together. If planted in more direct sun, the leaves will turn a golden yellow and they might scorch if the afternoon sun hits the foliage directly. The pink blossoms also seem somewhat harsh in this light. **GPP**

— **'Valentine'** **Z3 red-white 90 cm x 90 cm** ▶● **April-June**


A sport of the regular pink flowering form, found by Lyle and Phyllis Sarrazin in their garden in Prince George BC. It features remarkable red and white hearts and the emerging foliage is flushed with a reddish-brown colour, a nice compliment to the flowers. Good combinations can be made with *Lunaria annua* 'Corfu Blue', *Omphalodes cappadocica* and *Euphorbia polychroma*.



Lamprocapnos spectabilis 'Alba'



Lamprocapnos spectabilis 'Gold Heart'



Lamprocapnos spectabilis 'Valentine'

LASERPITIUM (Apiaceae) Europe
 We have found in this genus, rarely known to gardeners, some reliable and handsome umbellifers for the border.

latifolium Z5 white 100 cm x 50 cm ○▷ June-July
 Native to northern Europe, in open meadows, *L. latifolium* forms a thick, fleshy taproot that sprouts few, but pretty, pinnate, gray-green leaves, with leaflets that are coarser and more rounded than those of other species that we grow. Leaves and flowers grow on the same sturdy stalks as the other species, which branch out sparingly at the top, forming large, dinner plate-sized, lacy, white umbels with a slight pink flush when they open up. Usually produces plenty of seed, without colonizing the garden, extending its ornamental value deep into summer. Teamed up in our display gardens with *Sporobolus heterolepis* 'Tara', *Knautia macedonica* and *Baptisia sp.*, it flowers at the same time, but is later overgrown by the indigo's foliar exuberance, leading to early dormancy. However, it always shows up again the following spring. This species does not develop multiple flower stems as it matures.



Laserpitium latifolium



Laserpitium siler

siler Z5 (3) white 80 cm x 50 cm ○ June-July
 Medium to finely textured, glaucous-green foliage forms lush, dense mounds in early spring. A multitude of flower stems rise up above the leaves, forming few side stems and displaying white umbels that are 15-20 cm across and sometimes have a pinkish tinge.

LATHYRUS (Fabaceae) flowering pea
 This is a genus that is still rarely encountered in gardens in its many fine perennial forms, though it tolerates any regular garden soil and, in our garden, is happy in both full sun and full shade. It is only affected by prolonged drought with no additional water and, sometimes, by mollusc madness. The following forms are excellent additions for the front of the border and under deciduous shrubs. We find them extremely useful in the dappled light of our woodland, where they enjoy the company of *Helleborus*, woodland anemones, *Epimedium*, *Omphalodes*, *Pulmonaria* and *Disporum*. All of the following species are clump-forming, excellent flower and foliage plants that are deserving of your attention and confidence. Leave them undisturbed for years and enjoy their increasing size and prolific flowering.



Lathyrus aureus

aureus Z5 orange-yel 45 cm x 40 cm ○▷ June
 An unusual sweet pea with warm orange-yellow flowers that feels right at home at the edge of our woodland. Although hard to keep alive in containers for multiple seasons, it is long-lived in the garden. Unlike the following species, *L. aureus* is not a dense clumper and will, over the years, slowly increase the number of stems. This species also shows more delicacy, with its sparsely leafed stalks.

davidii Z5 orange 80 cm x 30 cm ○▷ June-July
 Compared to the previous species, sparser but bolder foliage in a pale green colour cloth the stiffly upright stems. These are topped with tapered spikes. The blossoms open in a greenish-yellow colour maturing to orange, creating a two-tone effect as they move up the stem. Sensitive to slug damage in early spring.



Lathyrus davidii


niger Z5 pur-pink 80 cm x 50 cm ○▷ June
 Sturdy, upright, bushy plants carry grassy-green divided leaves. The small purple-pink flowers appear at the tips of the branches in compact clusters. During July and August the seed pods change from green to a pitch-black colour, combining nicely with the green foliage.



Lathyrus niger

vernus Z4 (3) pur-pink 30 cm x 40 cm ○▷● April-May
 The pinnate leaves consist of 2 to 4 pairs of leaflets that gradually narrow to a point (they are acuminate). The racemes are longer and more open, and the individual flowers are larger than those in the previous species. The blooms appear in great profusion, evenly dispersed over the clump, and they fade from pink to blue as they age. A tough but elegant workhorse. Some self-seeding might occur under favourable conditions. **AGM and GPP**

— **'Flaccidus'** Z4 pur-pink 30 cm x 40 cm ○▷● April-May
 A fine and unusual form with very narrow leaflets, adding a fine textural component to the border. Aside from its leaflets, this form lacks the vigour of the species, clumping up rather slowly. Flowers are similar to the species.



Lathyrus vernus 'Flaccidus'

- **'F.S. Purple Select'** Z4 purple 30 cm x 40 cm ○▶● April-May
We offer divisions of this great purple coloured selection made here at the nursery. We paired it in our garden with *Primula sieboldii* 'White Wings' and the emerging foliage of *Rodgersia* 'Saarbrücken', a superb combination.
- **'F.S. Rose Cascade'** Z4 pink 30 cm x 40 cm ○▶● April-May
A Free Spirit Nursery introduction of a pink flowered form with long and slender leaflets. Naturally propagated by division.
- **'F.S. Sweet Pink'** Z4 pink 30 cm x 40 cm ○▶● April-May
Selected here at the nursery and propagated by division. A particularly nice, clear-pink flowered form with a contrasting white pouch.
- **'Rosenelfe'** Z4 pink 30 cm x 40 cm ○▶● April-May
Has the same virtues as the species, but with soft pink flowers.



Lathyrus vernus
'F.S. Purple Select'



Lathyrus vernus
'F.S. Rose Cascade'



Lathyrus vernus
'F.S. Sweet Pink'

LAVANDULA (*Lamiaceae*)

Lavenders are great plants for sun-drenched locations in any well-draining soil. We have found they are quite tolerant of lean and meagre soils in which they also seem to remain more compact. Lavenders are able to take windy sites including locations along the coast with salt laden winds.

All lavenders are best clipped back hard, immediately after flowering (early until mid-July) in order to built up a compact and dense mound that will show off nicely during the winter season. A second, lighter pruning can be done when active growth resumes in late April, early May. If neglected for a season or if ONLY the FLOWERS are removed, a leggy, splayed open plant will be the result. Sometimes neglected clumps can be corrected by cutting the stems back hard (down to 10 cm above the ground) when active growth has resumed in May. But even with a good pruning regimen, lavenders will not live forever and will likely need to be replaced after about 5 to 10 years. Have you ever thought of mixing different lavenders in a lavender planting? They look fabulous together! Deer thankfully consider this group tasteless.

- 'Hidcote'** Z5 (4) blue 65 cm x 70 cm ○ June
Old cultivar with short, dense spikes in a beautiful, deep purple-blue colour. Great for drying. **AGM**

We occasionally offer a vegetatively propagated form of this under the name 'Hidcote Superior' with particularly deep coloured flowers.

- 'Munstead'** Z5 blue 60 cm x 70 cm ○ June
A nice and very aromatic form with the classic pale, lavender-blue colour. Has a slightly more compact and evenly round outline and the spikes are longer and more open. Tough as nails and resistant to cutting back hard, even at the wrong time.

- 'Phenomenal'** Z4 blue 90 cm x 80 cm ○ June
This form is a striking feature with its long flower spikes, silvery foliage, tall size and tidy mounding habit. Tolerant of extreme drought and heat and the hardiest form out there.

- 'Sawyers'** Z6 blue 90 cm x 80 cm ○ June-Aug
Not only silvery but fuzzy silvery foliage with a scent like no other that combines beautifully with the long, dark purple-blue flower spikes. A large and very attractive lavender that stands out in the crowd. It flowers for an extended period of time and reacts well to a good clip in late summer followed by a lighter one in mid spring, often remaining perfectly grey through winter. Tolerant of wind and salt spray. Introduction from New Zealand.




Lathyrus vernus 'Rosenelfe'




Lavandula 'Hidcote'



Lavandula 'Munstead'



Lavandula 'Phenomenal'



Lavandula 'Sawyers'

LIATRIS (*Asteraceae*) **gayfeather, blazing star**

- aspera** Z4 purple 90 cm x 25 cm ○ July-Oct
Quite similar to the following species but more tolerant of drought and there are often still some flowers in the patch in late September and October.

- ligulistylis** Z4 purple 100 cm x 25 cm ○ Aug-Sept
The flower buds in this species are not as tightly packed together as in *L. spicata*, and the glowing, orange-red buds form a pretty contrast with the lilac-purple flowers. Nice in combination with grasses like *Panicum*, *Sporobolus* and *Schizachyrium scoparium* 'New Wave'. This species is very similar to *L. aspera* but they differ in that the individual flower heads of the latter appear on shorter stems along the central stalk.



Liatris aspera



Liatris ligulistylis

- spicata** **Z4** **purple** **100 cm x 30 cm** **○** **July-Aug**
 A magnet for butterflies, the upright spikes
- **'Alba'** **Z4** **white** **100 cm x 30 cm** **○** **July-Aug**
 The strong vertical lines of the white torches make a fine combination with grasses as well as *Echinacea*, *Achillea*, *Nepeta*, *Calamintha* and *Monarda*.



Liatris spicata



Liatris spicata 'Alba'

- LIGULARIA** (**Asteraceae**)
- 'Weihenstephan'** **Z4** **yellow** **180 cm–100 cm x 150 cm** **○** **June-Aug**
 Large clumps with bold, palmate leaves give rise to tall, sturdy, showy spikes smothered in golden-yellow flowers. As the size indicates, this plant needs ample space and prefers a rich, moisture retentive soil. Attractive with large ferns like *Osmunda regalis* and *Polystichum munitum* as well as neighbours like *Filipendula*, *Hemerocallis*, *Rodgersia* and *Sanguisorba*. Selected at the well known German Weihenstephaner Gärten in Freising.



Ligularia 'Weihenstephan'



Ligusticum lucidum

- LIGUSTICUM** (**Apiaceae**)
- lucidum** **Z5** **white** **150 cm x 70 cm** **○** **June-July**
 A monocarpic species (dies off after flowering) but pleasantly self-seeding. It is especially attractive with its finely divided fresh green foliage that gives the plant a lofty appearance. The white umbels develop in early summer.
- scoticum** **Z5** **whi-pink** **45 cm x 90 cm** **○** **May-June**
 Native to the rocky shore-lines of Scotland and northern Ireland, as well as coastal areas of Denmark and Norway. Thick, leathery, glossy leaflets, form lush, deep green clumps early in the season. The petioles can be bright red and the reverse side of the leaflets is usually flushed pinkish-red. Compared to other umbellifers, this is not a refined example of textural finesse, but rather coarse, though it's still an attractive species. The foliage looks good throughout the growing season. The white, often flushed pink, flowers appear in slightly rounded umbels, about 8 to 10cm. across, atop sturdy, non-flopping stems. Might self-seed somewhat in moist conditions.

- LILIUM** (**Liliaceae**)
- martagon**
- **'Album'** **Z3** **white** **100 cm x 30 cm** **○** **May-Sept**
 Ever since seeing these in gardens in Southern England, we have tried to get these up to the same height (180-200)cm but so far with no luck. The Turkish-cap lily prefers a moisture retentive soil and access to plenty of food. The bulbs will then develop over time, get larger and produce taller stems every year. The flowers with their reflexed petals, dangle from the tall, upright stalks creating elegant vignettes.




Ligusticum scoticum



Lilium martagon 'Album'

- LIMONIUM** (**Plumbaginaceae**) **sea lavender** **E. Europe**
- latifolium** **Z4** **lilac** **50 cm x 60 cm** **○** **June-Aug**
 (*Syn. Limonium platyphyllum*) Evergreen rosettes of glossy, leathery, spatulate to elliptical leaves, lie flat on the ground. In late spring and early summer, a few stems grow from the center, branching into an airy mass of branchlets, packed with tiny purple flowers growing from white bracts. This handsome weaver looks really good between *Stipa* grasses, oregano, calamint and sages. A well draining soil is a must.



Limonium latifolium



Linaria purpurea 'Alba'

- LINARIA** (**Plantaginaceae**) **purple toad flax**
- purpurea** **Z5** **purple** **80 cm x 30 cm** **○** **June-September**
 A charming plant for gravel gardens and other dry locations with sandy soil. In full sun it will grow into a stiffly upright column clothed in narrow blue green foliage and topped with narrow spikes that carry soft purple blossoms which flower for an extended period of time. Under favourable conditions it will self seed prolifically so be aware. Cutting back hard (two thirds down) in mid summer will often lead to renewed vigour and a second blooming later in the season. We occasionally offer at the nursery the soft pink flowered form *L. p.* 'Canon J. Went' as well as the white form *L. p.* 'Alba'

LINNAEA (*Caprifoliaceae*) twinflower
borealis Z3 white 10 cm x ~ ○ ●● June-July
 Named after and by Carl Linnaeus, the Swedish botanist and father of classification, whom we have to thank for the binomial nomenclature system (the scientific system for naming plants and other organisms). Twinflower surrounded Linnaeus' native home and was a personal favourite. *Linnaea* is native to the northern regions of the northern Hemisphere. Under natural growing conditions, we have encountered it in deep shade under evergreens as well as on sun-exposed, rocky bluffs that enjoy some seepage from moisture throughout the summer. In this corner of the province, whenever we have grown this plant, we have been more successful when we start it off in a part-sunny, well-drained position in a humus-rich soil and a layer of moss for its stems to rest on and travel through. Twinflower sports small, pretty, nodding, tubular flowers that are white, tinged with pink, and hang from thin, y-shaped stems that remain vertical while growing from a cascading blanket of stems. The most recent massive stands of these, we encountered during hikes around York Harbour NL in July 2017.



Linnaea borealis

LITHODORA (*Boraginaceae*)
diffusa
 — 'Grace Ward' Z5 blue 10 cm x ~ ○ ● May-June
 The evergreen, needle-like foliage forms a low, shrubby carpet that can drape itself over rocks or down low retaining walls coming to life in mid-spring with a spectacular show of gentian-blue flowers. The funnel-shaped blossoms are small but their sheer quantity creates a fabulous effect. These plants prefer acidic soil but need a well drained medium in order to thrive. Slow draining and clay soils are a no no. We sometimes have a blue and white colour variant on offer called *Lithodora diffusa* 'Blue Star'



Lithodora diffusa 'Grace Ward'



Lobelia cardinalis

LOBELIA (*Campanulaceae*) E. N. America
cardinalis Z4 red 100 cm x 30 cm ○ ● July-Sept
 When traveling the Blue Ridge Parkway, watch for this North American native, which grows in spectacular large drifts along moist forest edges that are usually sheltered from the hot afternoon sun. Admittedly, these drifts are sometimes hard to detect in a lush, deep green, grassy hillside. (Maybe it was the tinted glass from the hearse I was driving at the time). It's highly attractive to hummingbirds who love to visit the long, tubular, scarlet flowers. Effective in morning or late afternoon sun, or even dappled light, provided with a moisture-retentive soil and some protection from slugs in early spring. Cardinal flower is a wonderful late-flowering addition to the bright shade garden.
AGM.

siphilitica Z4 blue 90 cm x 30 cm ○ ● July-Aug
 This very easy *Lobelia*, usually lower than the indicated height, seeds itself through the border, where it creates informal colonies and delights with its sturdy blue candles from midsummer until early fall. Less picky about site characteristics than *L. cardinalis*.
 — 'Alba' Z4 white 90 cm x 30 cm ○ ● July-Aug
 The white-flowered form, which has to be selected when in bloom, since only a small percentage comes true to colour.



Lobelia siphilitica



Lobelia siphilitica 'Alba'

LUNARIA (*Brassicaceae*) honesty, moon flower
annua
 — 'Corfu Blue' Z6 lav-blue 100 cm x 70 cm ○ ● April-July
 This annual selection of honesty with its incredible, intense colour, came to us through Derry Watkins of Special Plants in the U.K. It has displayed perennial qualities by sending out short rhizomes from the main crown. It will self seed in a similar fashion as the regular honesty but in a way, this particular shade of blue one can not have enough of in the early spring. Magnificent in the cool morning and afternoon light which changes the intensity of the colours. **AGM**



Lunaria annua 'Corfu Blue'

rediviva **Z6 (3)** **lilac** **80 cm x 70 cm** **April-May**

The perennial form of honesty is a terrific foliage plant, a backbone for the shade garden, forming lusty clumps of triangular, heart-shaped foliage up to 20 cm long and 10 cm wide. In early spring, the foliage is topped with sturdy stems, carrying clusters of highly fragrant, bright lilac flowers that are followed in early fall by the typical silver dollars. These dollars look like they've been run over by a train, and are more elongated than those of *L. annua*. Will even perform admirably in darker shade. Moderate self-seeding might occur under favourable conditions. Deal with any excess seedlings when young (see *Lamium orvala*). **AGM**



Lunaria rediviva in flower



Lunaria rediviva seed heads

LYCHNIS (**Caryophyllaceae**) **rose campion**

coronaria
— **'Alba'** **Z5 (3)** **white** **80 cm x 60 cm** **May-July**

Felted, gray foliar rosettes form at the end of summer, persisting through winter and filling out in spring. They give rise to tall, sturdy, multi-branched, felted stems that produce ivory- white saucers from mid spring to midsummer. Although short lived, rose campion self-seeds prolifically, and the fuzzy leaves give their early presence away, making for easy weeding or sharing with gardening friends. Drought-tolerant, it gladly accepts building sites, weekend cabins or just lazy gardeners. The white form is much more suitable for "off-leash" plantings than the magenta cousin. **AGM**



Lychnis coronaria 'Alba'



Lysimachia ephemereum

LYSIMACHIA (**Primulaceae**)
epheumerum **Z6** **white** **100 cm x 40 cm** **July-Sept**

Tall, stiff spires grow from a clump of elongated leaves that seem covered with some sort of glaucous oil slick (don't read ugly). The buds sit like pearls, aligned along the stem, and upon opening display a grayish-white colour. Quite a beautiful and refined species, native to Southwestern Europe. Combine with *Sanguisorba*, *Phlox*, *Calamagrostis ac.* 'Overdam', roses, *Achillea* and *Echinacea*. **AGM**

LYTHRUM (**Lythraceae**) **winged loosestrife** **E.N. America**
alatum **Z4** **lavender** **90 cm x 50 cm** **Aug-Sept**

Not to be confused with purple loosestrife, the European invader of wetlands. Although this also inhabits moist habitats, this native is not the problem and can be an attractive addition to the garden with its 40 cm long flower spikes in late summer and fall. A moisture retentive soil is a must and pollinators will be drawn in from neighbouring properties to feed on the nectar.



Lythrum alatum

MACLEAYA (**Papaveraceae**) **plume poppy** **Asia**
cordata **Z5 (3)** **pi-white** **250 cm x ~~~** **July-Aug**

For the gardener who likes to make a statement, this robust, suckering poppy relative should be high on the list. Strong, ghostly, glaucous-white stems are clad in large, rounded, filigreed, glaucous-green leaves. Resistant to slugs, bugs and weather fluctuations. The flowers appear in long, airy, hazy plumes above the foliage, reaching for the sky and remaining attractive as they go to seed. When the plant is damaged, the wounds will bleed an orange-coloured juice that reputedly has disinfectant properties. We have never found the suckering to be a turn-off since the young shoots are easily pulled when they reach a convenient hip-height. New suckers might resprout but will be much less vigorous and can easily be pulled away. An excellent plant for lush, textural accents in the back of the border, in independent drifts, between large shrubs along the woodland edge, or for a Mediterranean patio.

— **'Spetchley Ruby'** **Z5** **brown-red** **220 cm x ~~~** **July-Aug**

Not as vigorous as the species, this selection emerges in the spring with purple shoots. Although the flower plumes are a size smaller, the colour makes up for that deficiency: a deep, quite vibrant, ruby red colour, especially glowing when backlit by the sun. Also the seeds are a lot darker than the species.



Macleaya cordata 'Spetchley Ruby' in flower



Macleaya cordata 'Spetchley Ruby' foliage

MAIANthemum (*Liliaceae*) two-leaved false lily of the valley Pacific N.W.
dilatatum Z4 white 25 cm x ~ ●● May-July

The qualities of false lily of the valley are in the exquisite foliage. The heart-shaped leaves stand on a long petiole, tapering gradually to a long slender point or drip-tip. Being a coastal plant this drip-tip is well designed for our climate. Flowers appear sporadically over a long period of time and they are occasionally followed by orange berries. This deciduous species is able to cover large areas in not too dark shade and will withstand brief periods of drought.



Maianthemum dilatatum



Meehania cordata

MEEHANIA (*Lamiaceae*) creeping mint E. USA
cordata Z4 blue 15 cm x ~ ●● June-July

A charming, underused woodlander suited to dappled light and a moisture-retentive soil. It forms long, trailing stems that root at the nodes but will never overwhelm its companion plants or the gardener. Short, upright racemes display surprisingly large, labiate, lavender-blue flowers with a two-lobed, fuzzy, white lip dotted with irregular lavender spots. Much better suited for the garden than its coarse Asian counterpart, *M. urticifolia*.

MELITTIS (*Lamiaceae*) bastard balm C. and S. Europe
melissophyllum Z5 whi/pink 45 cm x 40 cm ○● May-June

Coming from the mint family and carrying a common name like this does not make for a likeable entry to the garden but this is a well-behaved surprise! The softly tomentose, opposite leaves have scalloped edges and are somewhat reminiscent of nettle leaves but from the leaf axils is where the surprise is born. The up and sideways facing petals are white and the lower lip has a striking bright pink colour. The form we grow looks a bit like the variety 'Royal Velvet Distinction' but the lower lip is much more pink than purple.



Melittis melissophyllum

MEUM (*Apiaceae*) spignel Mountains of NW, Central and S Europe
athamanticum Z4 white 40 cm x 35 cm ○● June-July

Finely filigreed, glossy, grass-green leaves form small fern-like clumps in early spring. In late spring and early summer, these are topped by short, branched stems displaying pure white umbels about 5 cm in diameter. Maintains its foliage throughout summer and fall. Naturally occurs in sunny, open meadows, usually in limestone areas but we've found this species adapts very well to our acidic conditions. Simply a superb plant.



Meum athamanticum



Mitchella repens

MITCHELLA (*Rubiaceae*) partridge berry E. N. America
repens Z4 white 2 cm x ~ ●● May-July

Slow to establish but a fine groundcover for shade and even deep shade. The small, glossy leaves are oval in shape and appear in pairs along the stems. The leaves are marked with whitish veins. The flowers, which are easily missed, are funnel-shaped and have a faint pink blush. They are followed in late summer and fall by round, bright red berries.

MOLOPOSPERMUM (*Apiaceae*) European: S Alps and Pyrenees
peloponnesiacum Z4 yellow-green 140 cm x 80 cm ○● May-June

The deeply divided leaves emerge with a bronze flush in spring before turning a deep, dark, glossy green. The first few years, when young, the plants will slip into dormancy by midsummer. After four or five years, when the carrot-like root has built up enough reserves, a sturdy, nearly leafless stalk will arise above the foliage, topped with large, yellow-green umbels. The flowers will be followed by attractive, large, ribbed, golden-coloured seeds that extend the ornamental value well into the fall. Great in groups in large borders or as a specimen plant for the rockery or a stony bank. It will resist periods of considerable drought. Unlike other umbellifers of this stature, *Molopospermum* will *not* die off after flowering.



Molopospermum peloponnesiacum

MONARDA (*Lamiaceae*) **beebalm, bergamot**

The spicy-scented foliage and stems of beebalm have, for centuries, provided First Nations peoples with ingredients for teas, food flavoring and medicine. A number of garden strains have been developed over the years in order to improve the colour palette as well as improve resistance to mildew. The latter unfortunately seems to wear off after a number of years, and depending on the weather, temperature, humidity and air circulation, mildew is bound to strike sooner or later. Don't let this deter you from planting a few, since the plants can be placed towards the back of the border, where the lower parts, that are more susceptible to mildew, are kept more or less out of view. The multi-tiered whorls of tightly packed calyxes (little hulls that hold the flowers) sprout the colourful blossoms. The whorls are seated on bracts that can be attractively coloured. They appear in profusion along the stems and are sure to attract bees and hummingbirds. There is a wide spectrum of colours to choose from, and if you carefully check out the height, you will be sure to find one to your liking. The plants remain attractive into early winter, as their stems turn woody as they mature and the whorls persist. When, as described below, height falls behind and the plant seems to lose its vigour, it's a sign that you have to lift and divide the plants, preferably in late winter, replanting only the healthy, outer parts of the clump.

'Aquarius' Z3 violet 130 cm x 75 cm ○ July-Aug

Long-lasting without needing dividing, good mildew resistance, soft violet-purple colour and excellent winter silhouette.

bradburiana Z4 pink 70 cm x 60 cm ○ June-July

The soft pink blossoms on this Eastern U.S. native appear earlier than any of the following hybrids. Its shorter stature and maroon coloured emerging foliage add to the early season value. Nice to mingle with lower grasses like *Sporobolus heterolepis* and *Sesleria argentea*.

'Colrain Red' Z3 red 150 cm x 90 cm ○ July-Aug

Vibrant, red-purple flowers, tall and vigorous. Needs dividing every 3 years.

'Donnerwolke' Z3 purple 120 cm x 75 cm ○ July-Sept

More compact growth, excellent vibrant colour, moderate mildew resistance and long-blooming.

'Evi's Buddy' Z3 purple 100 cm x 70 cm ○ July-Sept

In 2004, right in the location where we removed a group of *Monarda* 'Oudolf's Charm', which was plagued by mildew, this seedling appeared. It showed itself for the first time in the summer of 2005, growing through a trellis that is planted with *Clematis integrifolia* 'Evisix'. The mauve-purple flowers are a perfect match and we have received many compliments on this fine partnership.

'Fishes' Z3 pink 100 cm x 60 cm ○ July-Aug

Short stems and large, pretty, shell-pink flowers that develop from bright green calyxes. Moderately tolerant to mildew and more slowly spreading.

fistulosa Z3 purple 120 cm x 75 cm ○ July-Sept

Native to prairie and drier grass communities across eastern and central north America and a long time cherished plant for medicinal use by the first nations people. This is also the Bee Balm which was originally used in teas. The blossoms can vary a bit in colour from pale purple to deeper shades.

'Grand Marshall' Z3 rosy-purple 90 cm x 75 cm ○ July-Sept

A fairly recent, mildew resistant selection from the Morden Research Station with large and full, vibrant rosy-purple flowers atop sturdy stems. Attractive, and especially large seed heads.

'Kardinal' Z3 purple 120 cm x 75 cm ○ July-Sept


Dusky purple flowers, sturdy stems, long-blooming and good winter stature.

'Panorama Mix' Z4 pur/pink 120 cm x 75 cm ○ July-Sept


A seed strain with with mixed colours in the purple and pink range. Planted as a mix in the nursery, looking very natural and surprisingly resistant to mildew.

'Snow Queen' Z3 white 140 cm x 90 cm ○ July-Sept


A tall and slender but sturdy plant. Upon closer inspection, some of the flowers show a faint lilac flush.



Monarda 'Aquarius'



Monarda bradburiana




Monarda 'Colrain Red'




Monarda 'Donnerwolke'



Monarda 'Evi's Buddy'




Monarda 'Fishes'



Monarda fistulosa



Monarda 'Grand Marshall'



Monarda 'Kardinal'



Monarda 'Panorama Mix'



Monarda 'Snow Queen'

- MUKDENIA** (Saxifragaceae) N. China, Korea
rossii Z5 white 30 cm x 40 cm ◻ ● April-May
 Handsome, basal, maple-like leaves grow from a thick, slowly creeping rootstock. We grow several clones that show variation in leaf lobe length, like one finds in Eastern mayapple, *Podophyllum peltatum*. *Mukdenia* prefers a cool and evenly moist (even mucky) soil and protection from the direct afternoon sun. The sturdy stems, branched in the top part, display upward-facing, star-shaped, white flowers in small clusters. Works well with the dwarf maidenhair fern (*Adiantum pedatum* 'Imbricatum'), *Hacquetia*, *Epimedium*, *Anemone nemorosa* and *Triosteum pinnatifidum*.
- 'Crimson Fans' Z5 white 30 cm x 40 cm ◻ ● April-May
 The leaves are not as deeply divided as the species but the lobes are more even and sharper. Of course that is not of the greatest concern here. The leaves are flushed with Valentine red and although this fades out somewhat during the course of the summer, the flush will be back when the nights get cooler again in the fall. Nicely clumping and most outstanding in moist, rich soil in a bright but sun-sheltered spot. Some direct sun for part of the morning or later in the afternoon will dramatically increase the colouring.
- 'Heronwood Form' Z5 white 30 cm x 40 cm ◻ ● April-May
 Collected by Dan Hinkley at Sorak-san near the N. Korean border and valued for its more deeply divided leaves and prolific flowering. No particular colouring to the foliage.




Mukdenia rossii



Mukdenia rossii 'Crimson Fans'



Mukdenia rossii 'Heronwood Form'



Mukgenia 'Nova Flame'

- MUKGENIA** (Saxifragaceae)
 'Nova Flame' Z3 pink 30 cm – 20 cm x 30 cm ◻ ● April-May
 You might think that all the generic work with plants is mucking about until something like this comes along: a intergeneric cross between *Mukdenia* (male parent) and *Bergenia* (female parent). A hybrid produced by Terra Nova Nurseries where the flowers resemble those of *Bergenia* and the foliage holding the middle ground, being leathery and thick to the touch and possessing a jagged edge. The colouring of the foliage is striking, ranging from green to purple to flaming red. This display starts early in the season and, depending on the amount of light it is exposed to, intensifies as the season comes along. This plant fooled us in making us believe it would be evergreen, that is how good the foliage looks in late September(!), but reality set in when they did start to wither by the end of October. A great new plant that is here to stay.

- MYRRHIS** (Apiaceae) sweet cicely
odorata Z5 (3) white 120 cm x 90 cm ◻ ● May-June
 Fresh green, fern-like foliage forms lush mounds in mid spring, often covering the retreating leaves of early spring bulbs. Topped in late spring and early summer with upright, branching stalks that display bright white umbels. The leaves and seeds have a strong, pleasant, anise-like scent and can be used in various kitchen recipes. Mix a few finely cut sprigs into a bowl with blueberries, then add some sugar, cream or ice cream and enjoy (thanks Denise!). The greens maintain a healthy and pleasant appearance into the fall but these long-lived plants are quite prolific self-seeders so make sure to remove the seed-heads before they turn dark-brown. Best under dappled light conditions and prefers a moisture-retentive soil.



Myrrhis odorata

- NAPEA** (Malvaceae) glade mallow E. USA
dioica Z3 white 200 cm x 90 cm ◻ ◻ June-Aug
 Bold, palmately lobed leaves form large, non-invasive clumps. The leaves are carried up in the air, keeping room open at the lower level. This plant will resent drying out in the garden so provide it with plenty of organic matter and be sure to keep it watered during dry summers. Male and female flowers appear on separate plants (this means this plant is dioecious), so they will not set seed unless you would have a male and a female plant. Our stock is un-sexed.



Napea dioica

NECTAROSCORDUM (*Alliaceae*) **Bulgarian honey garlic** **E. Europe**
siculum

— **ssp. bulgaricum** **Z4 cream-pur** **120 cm x ~** **○ D** **May-June**

The pendant flowers are greenish with hints of cream and streaks of purple-red and appear in a loose umbel atop the often leaning stalks. When the flowers are spent, the seed capsules develop in a stand-up position adding renewed visual appeal. Since the foliage dies back before the flowering cycle is complete, this garlic is best combined with developing foliage of *Geranium*, taller *Sedum* and a variety of ornamental grasses. This bulbous plant will self-seed with some enthusiasm.



Nectaroscordum siculum ssp. bulgaricum

NEPETA (*Lamiaceae*) **catmint**
clarkei **Z5** **blue** **60 cm x 40 cm** **○** **June-Aug**

Upright, multi-stemmed clumps clothed in medium-sized, lanceolate, dull green leaves. Whorls of pretty blue flowers appear from dark calyces along the stems, and each flower is marked with a clear white spot on the lower lip. This Himalayan species is most at home in a sunny spot with rich but well-draining soil. Slugs seem to favor the dormant buds in winter and early spring. Cats don't.

govaniana **Z5** **yellow** **100 cm x 70 cm** **○ D** **July-Sept**

Another Himalayan species with lemon-scented, pale green foliage that grows along sturdy but slender stems. The 3-cm-long, pale yellow flowers sit singly or in pairs on long, thin stalks (pedicels), appearing suspended in the air. A delicately coloured border plant that is effective in combinations with plants like *Actaea ramosa* 'Atropurpurea', *Digitalis*, *Geranium* and *Astrantia*. Tolerant of a fair bit of shade (just a few hours of direct sun will still result in good performance), long-blooming. No problems with cats.

kubanica **Z5** **blue** **100 cm x 70 cm** **○** **June-Aug**

A large catmint with dense spikes of deep violet-blue flowers. Full sun is a must and irrigation systems a no no. Drought tolerant, deer proof and so far, no issues with cats. Native to the Kuban region in S. Russia.

stewartiana **Z6** **blue** **100 cm x 100 cm** **○ D** **June-Sept**

A Chinese meadow species with lavender-blue flowers in clusters atop the stiff, square stems. In richer soil this species is able to reach almost 150 cm. Attractive in wilder settings with plants like *Sanguisorba tenuifolia* 'Alba' and *Hemerocallis* 'Autumn Prince'. No feline issues.



Nepeta clarkei



Nepeta govaniana

NICOTIANA (*Solanaceae*) **tobacco** **Argentina**
sylvestris **ANNUAL** **white** **150 cm x 50 cm** **○ D** **July-frost**

Yes, an annual. Long-tubed, pendant white trumpets exude a sweet fragrance which is especially alluring in the evenings. A singular central stalk grows from a basal rosette with bold, sticky foliage that has a peculiar smell when touched. This tobacco makes a great filler in summer plantings and is also very effective in large pots on the patio or near the pool or hot tub. In mild winters, this tobacco self-seeds in a mild way and sometimes even grows back from its old roots. **AGM**



Nepeta kubanica



Nepeta stewartiana

OENOTHERA (*Onagraceae*) **evening primrose** **The Americas**
berlandieri

— **'Siskiyou'** **Z5** **pink** **35 cm x ~ ~** **○ D** **May-Oct**

Only if you have the room for it, this plant is for you. It can spread rapidly in sandy soils, less so in richer loams but good drainage is important: we lost it several times before we found the right spot. Perfect for sunny, sandy banks and possibly a tight spot in the rockery. The showy, clear pink flowers fade to near white, creating a lively display that sways happily in the slightest breeze. The long blooming time creates different combinations with early and late blooming perennials. The blossoms open in the evening and close around noon the following day. Thank you Barbara for sharing this with us!



Nicotiana sylvestris



Oenothera berlandieri 'Siskiyou'

fruticosa **Z5** **yellow** **50 cm x 60 cm** **○** **▶** **June**

We believe that the plant we grow under this name is actually a selection since it doesn't spread as fast as the species and we haven't found any seedlings. Low green, rounded, ground hugging leaves turn a reddish colour in the wintertime. In spring these rosettes give rise to stems clad in narrow foliage and topped with a cluster of large golden yellow flowers (5 cm across). The flowers are reddish brown in bud and contrary to the common name, flower during the day.



Oenothera fruticosa

OMPHALODES **(Boraginaceae)** **navelwort**

Superior to the annual forget-me-not, which is often plagued by mildew and has the capacity to easily invade the garden with its prolific self-seeding habit.

cappadocica **W. Caucasus – Turkey**
 — **'Cherry Ingram'** **Z6** **blue** **20 cm x 35 cm** **▶** **●** **April-June**

A fine selection with large, deep gentian-blue flowers along darker-coloured stems. The lance-shaped, blue-green leaves narrow to a sharp point and the slightly impressed veins add textural interest. After a few years, the clumps, slowly increasing by short rhizomes, will have developed into lovely mounds of foliage and will give a truly spectacular "blues concert" in spring. Combines well with *Hacquetia*, *Phlox stolonifera*, *Trillium*, *Epimedium*, *Dicentra*, etc. Prolonged frost with no snow protection can damage the foliage. In mild winters *O. cappadocica* is evergreen in our gardens. Best grown in a moisture-retentive soil, in part sun or deciduous shade. The named varieties of *O. cappadocica* are best clipped back right after flowering, to prevent seeding of inferior seedlings in and around the clumps. **AGM**



Omphalodes cappadocica 'Cherry Ingram'




Omphalodes cappadocica 'Lilac Mist'

— **'Lilac Mist'** **Z6** **lilac** **20 cm x 35 cm** **▶** **●** **April-June**

I was never quite sure about this form but was given some plants that ended up near *Primula elatior*, *Epimedium* 'Tama no Genpei' and *Saruma henryi*. The abundant flowering in combination with these other pastel spring bloomers was very pleasing indeed.

— **'Starry Eyes'** **Z6** **blue/white** **20 cm x 35 cm** **▶** **●** **April-June**

Christine Allen shared this with us and she personally assured us that it had not reverted to a solid blue or lilac in the many years she grew it in her garden. And so it has performed in our garden. Blue flowers with a starry white center. This is one of those plants that brings a smile to your face.



Omphalodes cappadocica 'Starry Eyes'

verna **S. Europe**
 — **'Alba'** **Z5 (3)** **white** **20 cm x ~** **▶** **●** **Mar-May**

Pure white stars appear from late winter into mid spring between the grass-green foliage of this well-behaved but widely creeping woodland groundcover. As with the following selection, this is an excellent candidate for socializing in the woodland garden, never choking out its neighbours (except the smallest ones), and moving around comfortably in the more manicured garden, as well as on the wilder side of the fence. Great between emerging sword ferns, maidenhair fern, bleeding heart, columbine and woodland sedges. Easily grown in any regular gardening soil, with some compost amendments. If the medium is allowed to dry out, the plants will start to look ratty and might lose their leaves, but they will quickly recover when moisture returns.

— **'Grandiflora'** **Z5 (3)** **blue** **20 cm x ~** **▶** **●** **Mar-May**

Keeps up the same groundcover appearance as the previous selection, but the large, sky-blue flowers that open from pink buds are double the size compared to those of the species, *O. verna*. Heart-shaped, darker green foliage. Very profuse and effective, always provoking "Wows!" during our spring walks. Attractive as a groundcover between groupings of our native sword fern. **GPP**



Omphalodes verna 'Alba'




Omphalodes verna 'Grandiflora'

OPHIPOGON (Liliaceae) mondo grass Japan

planiscapus

— 'Niger' Z5 20 cm x 35 cm ○▶●

Black mondo grass has made it big in the gardening world and has found its way into many plots and pots. The dark ebony colour of this lily relative is easy to lose in the garden with the dark soil that is generally used as a backdrop. Keep this in mind when situating this plant. In our gardens, it seems to be very tolerant of various soil conditions, sun and shade, and dry or wet conditions. Given time, it will form small colonies of dark-leaved "fans" that are best left to spread through coloured rock or grit, a low groundcover, a warm-toned stoneware pot, or a combination of the above. **GPP**



Ophiopogon planiscapus 'Niger'

ORIGANUM (Lamiaceae) oregano

Oreganos, ornamental and herbal, have a good report in being deer proof.

'Bristol Cross' Z5 pur-pink 30 cm x 40 cm ○ July-Oct

A hybrid cross between *O. laevigatum* and *O. rotundifolium* with lovely miniature braid-like flowers. The overlapping chartreuse bracts are tinged with rose and the tiny, tubular, purple flowers peek out at the tips. Although the blue-cast green foliage is mildly scented, it is a usable herb in the kitchen as well.

'Kent Beauty' Z6 lilac-blue 20 cm x 30 cm ○ June-Oct

Superior drainage is the key for this little beauty to survive in our wet coastal climate. The hop-like bells that droop from the tips of the wiry stems have a festive quality to them. The tiny lilac-blue flowers peek out from between the pink blushed scales. The flowers are very suitable for little arrangements, fresh or dried. Great tucked into a sunny wall, a rockery or in summer pots on the patio. This hybrid resulted from a cross between *O. rotundifolium* x *O. scabrum*. **AGM**

laevigatum

— 'Herrenhausen' Z5 lilac/red 40 cm x 50 cm ○ July-Sept

Ornamental oregano at its best. Dense clusters of dark burgundy calyxes hold the lilac-red flowers from midsummer into fall. Well-draining soil, full sun, and neighbours like *Perovskia*, *Persicaria*, *Carex flagellifera* and *Calamintha* make for a fine, prolonged display. **AGM**


pulchellum

— 'Rosenkuppel' Z5 lilac 50 cm x 50 cm ○ July-Sept

Extremely profusely flowering, with reddish calyxes and a tendency to lean, this is a fine selection for the front of the border, along a pathway or by a patio. This plant, like the former selection, is alive with bees from early morning till sunset. Good for cutting and drying. **AGM**



Origanum 'Bristol Cross'



Origanum 'Kent Beauty'



Origanum laevigatum 'Herrenhausen'




Origanum pulchellum 'Rosenkuppel'

ORLAYA (Apiaceae) white laceflower Mediterranean Europe

grandiflora Z6 white 60 cm x 40 cm ○ May-August

Technically an annual but once you've got a good plant that has set fresh seed and it likes the environment where you put it, (which is full sun, hot and dry in summer), it will reliably self seed and return the following year. It will often even germinate already in the fall, wintering with a few finely textured leaves. We thank Kathy Leishman (after years of trying seed from many, many sources) for supplying us with the fresh seed we lusted for so long. We have found seedlings in the most awkward places but they are always welcome! The flat umbels carry small inner flowers but the ones along the outer edge have enlarged rays which give a sublimely lacy effect. Makes for a great cut flower too. **AGM**



Orlaya grandiflora

OXALIS (Oxalidaceae) redwood sorrel

'lone Hecker' Z6 lilac-pink 8 cm x 10 cm ○▶ May-June

Blue-green clover leaves sprout from tiny bulbs in early spring. The bright lilac-pink flowers with a deep purple coloured center are 2.5 cm across and appear over an extended period of time. A pretty, small plant for the rockery. **AGM**



Oxalis 'lone Hecker'

oregana **Z6** **white** **25 cm x ~** **▷ ●** **May-Nov**
 Emerald, silver-streaked, clover-like leaves form a rapid groundcover in the deepest shade and will even tolerate root pressure from cedars or firs. For general garden use, the following two selections should be considered, but I believe that every garden has a space for this species. We find it best teamed up with other speed devils, like *Euphorbia amygdaloides* var. *robbiae*, *Convallaria majalis* and probably even *Aegopodium*. Evergreen in mild winters, it is native to the Pacific Northwest.

— **'Evergreen'** **Z6** **pink** **10 cm x ~** **▷ ●** **May-Sept**
 Dark green, silver-streaked foliage with a reddish-purple reverse. Small, pink flowers appear among the dense, compact carpet of leaves that spread at about a third of the pace of the species. More reliably evergreen in our garden compared to the previous form. It only dies back above-ground when exposed to harsh frost without the cover of snow or branches. **GPP**

— **'Rosea'** **Z6** **pink** **15 cm x ~** **▷ ●** **May-Aug**
 Large, candy floss-pink flowers appear between emerald-green foliage with minor silver markings and a reddish underside. Slow to spread and, we have found, more susceptible to foliar frost damage than the above forms.



Oxalis oregana

PACHYPHRAGMA **(Brassicaceae)** **N.E. Turkey, W. Caucasus**
macrophylla **Z5** **white** **35 cm x 60 cm** **▷ ●** **April-May**
 Native to moist deciduous woodlands in Central and Eastern Europe. This *Cardamine* relative performs really well in our garden under deciduous shrubs like *Hydrangea*, *Clethra*, *Potentilla* and *Fothergilla*, where its snow-white flowers delight early in the year. The rather bold, rounded foliage forms lush, dense, weed-smothering clumps that tend to stay green through the winter. Our approach has been to clip the entire plant right back to the ground immediately after flowering, in order to prevent excessive self-seeding and produce a fresh healthy mound of leaves, ready to tackle the rest of the year.



Oxalis oregana 'Evergreen'



Oxalis oregana 'Rosea'


PACHYSANDRA **(Buxaceae)**
procumbens **Z6** **pi/white** **20 cm x 45 cm** **▷ ●** **April-May**
 An Eastern native, Alleghany spurge should be much more widely grown as it possesses many more admirable features than its Asian counterpart, described by William Cullina as "the vinyl siding of groundcovers." The clumping habit, fragrant, white flowers in spring, and handsome mottling on emerging leaves are just some of its valuable attributes. Now add shade tolerance, acceptance of limited summer drought and bronze-coloured leaves over winter, and we have a fine quality, western red cedar siding. We are currently growing a few selections of this: *P. p.* **'Eco Picture Leaf'**, originally from the late Don Jacobs' Eco Nursery and *P. p.* **'Angola'**, found by Tony Avent near the gates of Louisiana's Angola Prison. Reportedly the earliest and best flowering clone Tony has ever seen. We will keep you posted.



Pachyphragma macrophylla

PAEONIA **(Paeoniaceae)** **peony**
 We are slowly exploring, indulging, building, evaluating and starting to sell an increasing number of fascinating, generally little-known species peonies. Desperately slow from seed to flower, but at least the foliar effect of many species will warm you up for things to come. Most species are remarkably sturdy, extremely hardy and have a disarming beauty with their single, silken flowers. Patience (or forgetfulness) is once more the key to success, as well as personal sanity. All seem to resent slowly draining soils, but react well to a garden loam rich in organic content and nutrients. More species are offered on the collector's shelf in the nursery but available numbers remain too small to tempt you in this list.

anomala **Z3** **pink** **60 cm x 60 cm** **○ ▷** **May-June**
 Fine tufts of narrow foliage emerge from the soil in early spring, holding the flower bud in its center like a bird's egg in a nest. The stems stretch and the deeply-cut leaves expand, losing their initial maroon blush and turning shiny green. The flowers tend to be more upwards facing compared to *P. veitchii* and the colour can vary from pale pink to deep pink to magenta.



Pachysandra procumbens



Paeonia anomala

emodi **Z5** **white** **100 cm x 100 cm** ○ ◐ **April-May**
 Single white flowers up to 8 cm across, appear often in multiples per stalk along the rapidly developing growth in early spring. This peony exhibits a mildly suckering habit. We offer small divisions of our established garden plants. The foliage is bright green and the leaflets quite elongated. As with most species peonies, it only flowers briefly and we have yet to experience the development of seed capsules in our garden. Located a bit further back in our border, it elbows its way up between *Actaea ramosa* 'Brunette' and *Fothergilla* x 'Blue Shadow'



Paeonia emodi



Paeonia japonica

japonica **Z4 (3)** **white** **70 cm x 90 cm** ◐ ● **May**
 A herbaceous, Japanese woodland peony, found along open forest edges and performing well at the east side of a native *Cornus nuttallii* in our woodland. The excellent foliage on this sturdy, tightly clumping species is not unlike that of *P. obovata*, but glabrous, emerging with a red flush in spring. The single, cup-shaped, white flowers have pink markings at the base of the petals and a full boss of yellow stamens. The good clumping habit can result in plants with some 40 stems in about eight years. The leaves have always maintained their health and vigour until the frost. A few mature divisions are available on site only every spring.



Paeonia mlokosewitschii



Paeonia obovata 'Alba'

mlokosewitschii **Z3** **yellow** **60 cm x 70 cm** ○ **May**
 This species gets the saliva going for many folk who see it in flower in the garden. The leaves emerge, stained brick-red, from high-powered buds along sturdy stalks, unfolding and turning a glaucous green, topped by buttery-yellow flowers. Prefers full sun, a freely draining soil and will tolerate lime as well. Native to sunny, rocky slopes in the deciduous woods of Lagodeki Valley in the Caucasus Mountains. **AGM**

obovata
 — 'Alba' **Z3** **white** **50 cm x 50 cm** ○ ◐ **June**
 The white form of the species has flowered in our gardens for a number of years, and has evoked offers (that we could almost not refuse), envy, desire, greed and such emotions that the serious collector/gardener gives in to. Not only do the pristine, white-petalled cups containing a full boss of reddish-stemmed, yellow-topped stamens make one's heart melt, but the foliage is also beautiful. The leaves of our selection emerge a deep burgundy and maintain a deep flush throughout flowering time and into summer. At the end of the season, the plant delights once more when the three dry, bean-like fruits split open along one side to reveal infertile, hot pink seeds interspersed with fertile, deep metallic, blue-black seeds, all neatly aligned against the fruit wall. An excellent foliage plant, best grown in a sandy, freely draining but rich garden loam. This form bulks up very slowly compared to the species. **AGM**

peregrina **Z4** **red** **50 cm x 50 cm** ○ ◐ **April-May**
 Native to limestone areas in the Balkans eastwards towards Greece. Attractive, leathery, coarse parsley-like foliage with a reddish flush when it emerges in the spring. The carmine-red flowers, which are rarely coloured pink, can be up to 12 cm across.



Paeonia peregrina



Paeonia x smouthii

x smouthii **Z4** **red** **70 cm x 60 cm** ○ ◐ **April**
 As early as March, gorgeous foliage in an orange-red colour breaks the ground and is soon thereafter topped with glowing magenta-red single bowls with a yellow boss of stamens. There are often multiple flowers to a stem. In the look of its foliage, it is evident that *P. tenuifolia* is one of the parents. This form is easier to grow than the cutleaf peony and its foliar presence will last into the fall.

tenuifolia **Z3** **red** **40 cm x 50 cm** ○ ◐ **May-June**
 Fern leaf, fine leaf or cut leaf peony is a fine textural plant, forming low mounds of finely dissected, grassy-green foliage topped in late spring with bright red, cup-shaped flowers, centered with a boss of yellow stamens. Although the flowers are short-lived, like those of most single-flowered peonies, they have a rare vibrancy and should be enjoyed each moment they are in bloom. Native from SE Europe to SE Russia and Armenia.



Paeonia tenuifolia



Paeonia tenuifolia 'Plena'

— 'Plena' **Z3** **red** **40 cm x 50 cm** ○ **April-May**
 Fully double flowers on this delectably foliaged variety. Best results in full sun and a well draining soil. We think that this form does not mind a good bake during the summer months. In our experience, a weaker grower than the single form and not the easiest to please either.

- **'Rosea'** Z3 pink 40 cm x 50 cm ○ April-May
We have a crop of seedlings coming on from the rare pink flowered form of the fern leaf peony. The first blossoms are expected in the spring of 2020. These will only be offered for sale on our collector's shelf during the spring time.

- **ssp. lithophila** Z3 red 35 cm x 45 cm ○ May-June
Our stock plants were propagated from seed that was collected in the Crimea. More compact and even finer, almost tufted leaves of a vibrant green persist, without flaws, throughout summer and fall. The flowers vary in colour from red to pinkish-red and seem slightly smaller in size compared to the species. It grows well in our sandy, manure- and compost-enriched stock beds. We sometimes offer divisions of our stock as well, as we are starting to build a regular supply of 2- and 3-year-old seedlings.

- tridentata** Z4 pink 60 cm x 60 cm ○ May
Deep pink single bowls appear atop strong stalks in mid spring. Some of the leaflets have tridentate tips. There are few references to be found for this species but since we originally received seed under this name, we are continuing to offer it as such until proven differently. It has performed admirably in our gardens for over 15 years and has adapted well to a corner with gravelly soil, some neglect and warm afternoon sun forming solid clumps over time.

- veitchii** Z3 pink 60 cm x 60 cm ○ May-June
Sideways-facing to nodding, pink flowers up to 8 cm across, but usually a bit smaller, appear between and slightly above the narrow and pointed, deeply lobed, glossy green leaflets. A sturdy species that, given time, will form large and effective textural clumps. The flower colours can vary quite a bit and we are currently growing some pale pink as well as magenta and a near white flowered form in our gardens.

- **ssp. woodwardii** Z3 pink 40 cm x 40 cm ○ May-June
Similar to *P. veitchii* but a much more compact plant.

- wittmanniana** Z4 cream 100 cm x 100 cm ○ May-June
A tall, leafy peony native to mountain meadows in the Caucasus and N.W. Iran. The shiny leaves are 5-10 cm wide and have pointed tips. The 10-12 cm cream coloured flowers appear in mid to late spring. A rich soil will give the most impressive results. This peony tolerates some shade so it can also be tucked in between some shrubs at the edge of the woodland.

HYBRID PAEONIA'S:

- 'Bowl of Beauty'** Z4 pink-white 100 cm x 100 cm ○ May-June
Large single bowls with bright fuchsia-pink petals which surround a full boss of petaloid stamens in a creamy-white colour. The glossy-green foliage holds its presence through the growing season.

- 'Bowl of Cream'** Z4 cream 90 cm x 100 cm ○ June
Breakfast plate sized, fully double, scented, cream coloured bowls make for a feast on the vase and for the nose.

- 'Coral Sunset'** Z4 coral 90 cm x 100 cm ○ May-June
We saw this peony for the first time at Tom and Brent's Southlands nursery in Vancouver and fell in love with it. We brought two bouquets home, one for us and one for a friend and enjoyed the transformation from bud to flower and from coral to pink. The flowers are composed of neatly arranged multi-petalled rows, forming large bowls which surround a full boss of golden yellow stamens. Mildly fragrant and superb for cutting.

- 'Do Tell'** Z4 pink 90 cm x 80 cm ○ June
Single, shell-pink flowers and a center in which the stamens have mutated into narrow, needle-like leaves, creating a darker pink tuft. A lactiflora hybrid.

- 'Early Scout'** Z4 red 80 cm x 80 cm ○ May-June
A cross between *P. tenuifolia* and *P. 'Richard Carvel'* resulted in a vigorous plant with attractive, narrowly divided foliage and single, bright crimson flowers with a full boss of warm yellow stamens. Foliage freaks as we are, we're pleased that the leaves remain attractive throughout the growing season. We will have a few available each spring.



Paeonia tenuifolia ssp lithophila
foliage




Paeonia tenuifolia ssp lithophila
in flower



Paeonia tridentata



Paeonia veitchii




Paeonia veitchii ssp woodwardii




Paeonia wittmanniana




Paeonia 'Bowl of Beauty'




Paeonia 'Bowl of Cream'



Paeonia 'Coral Sunset'



Paeonia 'Do Tell'



Paeonia 'Early Scout'

'Miss America' Z4 white 100 cm x 90 cm ○ May
 We have been looking for this selection for some years and are pleased to be able to offer it for sale. The large white, semi-double flowers are open-faced, surrounding a crown of golden yellow stamens. The blossoms have a nice fragrance and make a great cut flower. The foliage has a good structural presence right through the growing season. **AGM**

'Moon of Nippon' Z4 white 90 cm x 90 cm ○ May-June
 Large, single white bowls, filled to the brim with yellow stamens.

'Primavere' Z4 white-yel 90 cm x 90 cm ○ May-June
 A single row of pure white petals surrounds a pompon like tuft of narrow, lemon-yellow petals which turns to warm cream as the flower ages.



Paeonia 'Miss America'



Paeonia 'Moon of Nippon'

PAPAVER (*Papaveraceae*) poppy
orientale

Due to the occurrence of gray mold in our oriental poppy stock, which kills the top growth and prevents flowering, we have stopped the propagation and sale until appropriate organic medication becomes available.

PARADISEA (*Liliaceae*) **St. Bruno's lily** **C. Europe**
liliastrum

— **'Major'** Z4 (3) white 45 cm x 30 cm ○ June-July
 Native to sunny, freely draining meadows in the Alps and Apennines, this grassy-leaved lily relative sports tall, leafless stalks that rise well above the leaves to display racemes of flowers, usually on just one side of the stem. The sizeable, funnel-shaped, snow-white flowers are up to 5 cm long, with protruding yellow stamens, and are lightly fragrant. Winter-wet soils can damage the fleshy roots. **AGM**



Paeonia 'Primavere'



Papaver orientale 'Karine'

PARASENECIO (*Asteraceae*)
delphinifolius

— **'Sanshoku'** Z4 white 100 cm x 80 cm ▶●● June
 (Syn. *Cacalia delphinifolia*) The broad, maple-like leaves of this unusual Japanese woodlander are irregularly marked with whitish flecks and streaks. The foliage is its mainstay since the greyish white starry-blossoms kind of disappear in the crowd. Interesting and effective foliage plant for humus rich soil in dappled shade. Early emerging foliage should be protected from slugs and snails.

hastatus Z4 white 180 cm x ~ (~?) ▶●● June-Aug
 We wanted to include this plant in our 4th manual edition even though we are still evaluating its vigour. The main reason is its fantastic foliage. Arrow shaped, neatly arranged along the stiffly upright stems. The flowers are greyish-white and appear in open, airy pyramidal panicles above the foliage. En masse they can make quite an impact. Our worry is with its root system and we are still assessing if it is going to be a thug or not. We are intending to try it as a container plant as well. Native to China, N. Japan, Korea, Mongolia and S.E. Russia.



Paradisea liliastrum 'Major'



Parasenecio delphinifolius 'Sanshoku'

PARIS (*Trilliaceae*) **W. & C. Europe**
quadrifolia Z5 yellow 30 cm x ~ ▶●● May

A handsome *Trillium* relative with great staying power for summer and fall. Slowly forms an open patch with pencil-thick rhizomes, weaving its way through *Primula kisoana*, *Anemonella*, *Adiantum aleuticum* 'Imbricatum' and *Cardamine pentaphylla*. The very narrow-petalled, star-shaped, up-facing flowers sit on little stalks above a neat arrangement of 4 leaves. The flowers are followed in the fall by ink-blue berries.



Parasenecio hastatus



Paris quadrifolia

PARTHENIUM (*Asteraceae*) wild quinine E. USA
integrifolium Z4 white 120 cm x 60 cm ○ July-Sept

Here we have a seldom used work horse for the garden. Tolerant of drought, clay, rocky and dry soils. The basal leaves of this clump forming plant are quite large and rough to the touch. Bright white flowers appear in broad, flat topped, open heads over a long period of time starting in late spring and are suitable for flower arrangements. The leaves and flowers have a light sweetish scent. Fine in combination with *Liatris sp.*, *Monarda* and the foliage of *Amsonia hubrichtii*. The many medicinal qualities of this plant are impressive. Maybe a Covid cure is hiding here.

PATRINIA (*Caprifoliaceae*) eastern valerian

Still poorly represented in gardens, these fragrant, mostly late-flowering perennials should be more widely grown. Please note that some species form short, woody stems, up to 15 cm above ground, in summer and fall, and they should not be clipped back to ground level. This is because the buds at the tips of the stems will produce foliage, and possibly flowers, next spring, and if clipped, the plant might have difficulty regrowing in spring and may pass on flowering until the following summer. Although reluctant self-seeding can occur, these plants will never become a nuisance.

Note: Daylily rust is a disease that can potentially kill daylilies. *Patrinia* has been linked to daylily rust, serving as a host for spores, enabling the spores to develop and sexually reproduce and move back onto the daylily. So far, the disease has spread through the southeastern US, and the expectation is that it will travel north in the years to come. It is unclear at this point whether the spores will be able to survive more northerly climates. But it is certain that the disease is not going to be stopped. Spores are carried by the wind, thus spreading it far and wide. Even without *Patrinia*, asexual spores have been found able to survive winters and spread on the wind. Agriculture Canada has not asked for a stop to the growing and selling of *Patrinia*, let alone its eradication, or *Hemerocallis*. Google "daylily rust" and find out the latest.

gibbosa Z5 yellow 45 cm x 45 cm ○ July-June

Elliptic, sharply lobed, incised leaves, up to 15 cm long and 12 cm across, with large, flattened flower heads that display a profusion of small, bright yellow blossoms. Sturdy-stemmed, and effective in the front of the border or sunny woodland edge. The seed stage also provides interest, so do not deadhead.

scabiosifolia Z5 yellow 140 cm x 40 cm ○ July-Aug

Please note the height. The form we offer is almost 50 cm taller than the regularly offered species. The tall airy stems, sparsely clothed with leaves, tower well above the pinnately lobed leaves, with opposite branching over the top quarter of the stems. The individual umbels are smaller than in the following form but possess the same fine fragrance, and because of its sturdiness, it can be put to good use in the back, as well as the front of the border. Excellent with *Molinia arundinacea*, *Eupatorium*, *Panicum* and *Anemone x hybrida* varieties. The same autumnal foliar display as *P. heterophylla*. We planted this species in groups of seven or more, and thus never noticed that some plants would skip flowering for a year. Some clients pointed this out to us, and after monitoring the groups for several years, this indeed seems to be a recurring trait.

— **'Korean Form'** Z5 yellow 80 cm x 45 cm ○ July-Sept

Shorter stems, but produces almost double-sized, umbel-like flower heads in late summer. The upright stems start to branch oppositely about halfway up, elevating the individual umbels from the various side branches to about the same level, creating larger, flattened masses of acid-yellow flowers. Great with fall asters, *Eupatorium maculatum* 'Riesenschirm' and in bouquets.

sibirica Z4 yellow 15 cm x 20 cm ○ May-June

Our affection for this genus continues with this latest addition to our collection. Bright golden heads on this alpine valerian draw your eyes to the ground. A great little plant for the rockery where it will be most at home and appreciated since it will get lost in the garden.



Parthenium integrifolium



Patrinia gibbosa



Patrinia scabiosifolia



Patrinia scabiosifolia 'Korean Form'



Patrinia sibirica

triloba **Z5** **yellow** **25 cm x 35 cm** **○** **June-July**
 Even though also small in stature, this species is a good candidate for the front of the border and the rockery. It forms dense, rounded clumps, reliably covered in late spring and early summer by medium-sized yellow umbels. The small maple-like leaves, as the name implies, display three lobes.

— **'F.S. Blushing Lace'** **Z5** **yellow** **25 cm x 35 cm** **○** **July-Aug**
 A fine selection, made here at the nursery in which the tri-lobed leaves are elegantly incised and display a pretty reddish-brown flush, especially prominent along the margins in the spring-time. Small but lovely, golden-yellow umbels follow in late spring and early summer. Attractive in the front of the border or along a pathway.



Patrinia triloba



Patrinia triloba 'F.S. Blushing Lace'

PENSTEMON (*Plantaginaceae*) **beardtongue**
digitalis

— **'Husker Red'** **Z5 (4)** **white** **90 cm x 50 cm** **○** **May-June**
 Native to the Eastern U.S. where it inhabits forest edges and clearings. This clump-forming perennial features white, tubular flowers borne in open panicles atop upright, sturdy stems. These flowers have sometimes a faint pink blush. The foliage and stems of this selection have a deep burgundy-red colour. Poorly drained and wet soils will quickly lead to its demise. **PPA (1996)**



Penstemon digitalis 'Husker Red'

PENTHORUM (*Penthoraceae*) **N. America**
sedoides **Z4** **yel-green** **45 cm x ~** **○** **Aug-Sept**

Native to moist ditches and road sides this plant will feel equally at home in a moist patch in the garden. It will spread with short underground stolons, forming a sizeable patch in a couple of years. We haven't found it invasive but rather charming with its inverted star-fish shape flower body on which tiny blossoms are densely packed together. The flowers seem petalless but start to shine when their tiny seed pods start to colour from green to pink to carmine. The seed heads work well with lower grasses and are valuable for flower arrangers.



Penthorum sedoides


PEROVSKIA (*Lamiaceae*) **Russian sage**
atriplicifolia

— **'Blue Spire'** **Z5 (3b)** **blue** **100 cm x 60 cm** **○** **Aug-Oct**
 (Syn. *Salvia yangii*) Russian sage, native to the Himalayas, is a nice companion for lavenders and other sun-loving plants like *Nepeta*, *Calamintha*, *Saponaria*, *Rosmarinus*, *Origanum*, *Sedum* and the like. The attractive blue flowers are held by gray-silver calyxes that are an effective complement. The foliage releases a strong aromatic fragrance when handled. Russian sage feels at home in most types of soils as long as they drain freely. Clip back in late winter/early spring, taking care not to take the plants back to the ground, but to leave about 10 to 15 cm of the stems showing so the new buds can develop with ease. In rich soils, Russian sage tends to lean or even flop. Support might be required, or sometimes they can be corrected by trimming back the panicles. **AGM and PPA (1995)**

— **'Little Spire'** **Z5 (3b)** **blue** **90 cm x 50 cm** **○** **Aug-Oct**
 As above, but it seems to show a bit grayer and it is a shorter plant, less prone to toppling over. **GPP**



Perovskia atriplicifolia 'Blue Spire'



Perovskia atriplicifolia 'Little Spire'

PERSICARIA (*Polygonaceae*) **knot-weed**
amplexicaulis

Not to be confused with the weedy species *P. bistorta*, this is the species of choice. If you like the looks of this group of sturdy selections, you will find some of the longest-flowering perennials, adaptable to a wide range of soil conditions, with the exception of dry soils. We consider this a perfect filler and melding plant. It nestles itself between, under and alongside its neighbours, filling space where available and leaving no openings, but always striving for an upright position. The pointed leaves don't catch everyone's fancy, but they sure do the job of creating a fine, lush mound and a backdrop for the pokers, which start to appear in late June and continue to flower, more and more profusely, until frost crashes the party.

A strong, vertical accent for border and naturalistic planting schemes, it combines well with most mid and late summer flowers and grasses. All of the following selections are clumping. Excellent deli for insects.


- **'Alba'** Z5 white 120 cm x 80 cm ○● July-Oct
The slowest one of this group; slow to establish and slow to start flowering, often not until later in July. Pure white, individually spaced flowers appear in long, slender racemes. A more refined presence in the border. Upright and not invasive.
- **'Blackfield'** Z5 red 100 cm x 90 cm ○● July-Oct
Glowing, deep dark red spikes on a slightly more compact plant. The darkest coloured form we offer.
- **'Fat Domino'** Z5 red 150 cm x 120 cm ○● July-Oct
Featuring vibrant dark-red, fluffy fat spikes throughout the summer.
- **'Firedance'** Z5 red 120 cm x 100 cm ○● July-Oct
Bright red pokers intensify in colour as the nights get cooler. Slender, wispy spikes on this very floriferous selection. We have come to prefer 'Firedance' over the selection 'Firetail', which tended to flop in our garden, engulfing everything in its path, including the former. **GPP**
- **'Inverleith'** Z5 red 60 cm x 90 cm ○● July-Oct
A lower and less vigorous form with lax stems that flop and weave. Though this sounds like a nuisance, it actually is quite effective in the right location. We grow it under fairly miserable conditions beneath a cherry tree, where it rises and falls between *Enkianthus perulatus*, *Hemerocallis* 'Autumn Prince' and *Hosta* 'Blue Wedgwood'.
- **'Orangefield'** Z5 salmon 100 cm x 90 cm ○● July-Oct
Salmon coloured spikes add a different colour range to the spectrum. Slightly earlier to start blooming as well.
- **'Pink Elephant'** Z5 pink 80 cm x 80 cm ○● July-Oct
'Elephant' is a bit of a misnomer for this rather small selection with a much more compact and lower habit, displaying slender, deep-pink spikes in long succession. The foliage has a finer appearance as well.
- **'Rosea'** Z5 pink 120 cm x 100 cm ○● July-Oct
Long, pink spires on a sturdy, bush-like plant. The flowers will darken somewhat when cooler nights come around. **GPP**
- **'Taurus'** Z5 red 120 cm x 100 cm ○● July-Oct
Dusky red flowers on this inexhaustible and sturdy performer. **GPP**

bistorta

- **'Hohe Tatra'** Z6 pink 50 cm x 50 cm ○● June-Sept
The species *P. bistorta* is an obnoxious thug in the garden. Well, this selection is the opposite and you will actually have to treat it very nicely in order to bring out the best: rich and moisture retentive soil will reward you with a compact, prize-winning clump. Clothed in arrow-shaped foliage and topped with stiffly upright, fat and fluffy pink pokers. The main flowering happens in June but, sporadically, blooms continue to show until September. Attractive in combination with *Rodgersia*, *Astilbe* c. 'Vision in White' and *Geranium* sp.

- polymorpha** Z5 (3b) white 250 cm x 200 cm ○● June-Aug
P. polymorpha belongs to the giants. LARGE clumps grow from an immense, non-invasive, non-spreading, fleshy rootstock. Large, pointed leaves and large, fluffy, creamy white plumes from early summer onward. This plant will take a few years to settle in, and might not be as sturdy in its first few years, but once it takes root, it will not fail anymore. Adding structure to the back of the border, it is also effective in groupings along natural ponds and lakes. **GPP**

- tenuicaulis** Z6 whi-pink 10 cm x ~ ●● April-May
Deciduous groundcover. Native to broadleaf woodlands and shady banks in Japan. This low creeper forms a dense mat that is covered in spring with short, bicoloured spikes. Although spreading, it is far from aggressive and being a surface rooter, it is easily contained. Prefers moist and shady, fairly rich soil.



Persicaria amplexicaulis
'Alba'



Persicaria amplexicaulis
'Blackfield'




Persicaria amplexicaulis
'Fat Domino'




Persicaria amplexicaulis
'Firedance'



Persicaria amplexicaulis
'Orangefield'



Persicaria amplexicaulis
'Pink Elephant'



Persicaria amplexicaulis
'Rosea'



Persicaria amplexicaulis
'Taurus'



Persicaria bistorta 'Hohe Tatra'



Persicaria polymorpha



Persicaria tenuicaulis

virginiana

— 'Painter's Palette' Z6 red 100 cm x 100 cm 1 ● Sept-Oct

The green leaves are irregularly splashed with white and a little pink, and are clearly overlaid with a dark red chevron. Initially quite sickly looking, when leafing out in spring, but it quickly picks up speed. It is effective in both sun and shade and is a good foliar companion to plants like *Rodgersia*, *Hydrangea*, *Hosta*, *Iris* and *Arunacus*. Forms a dense, sturdy, rounded, leafy clump, topped late in the season with obscure, long, thread-like spikes dotted with minute, dark red flowers that often have to be pointed out to visitors when they inquire about the plant's floral virtues.



Persicaria virginiana 'Painter's Palette'



Petrorhagia saxifraga

PETRORHAGIA (*Caryophyllaceae*) coat flower S. Europe, Asia Minor
saxifraga Z5 (3) pink 25 cm x 40 cm ○ June-Sept

Extremely profusely flowering plants that form loose pillows. Great performer in gravel gardens, rockeries, or the front of the border, as long as the soil drains well in the winter. Self-seeding will occur under favourable conditions, but seedlings are easily dealt with on a sunny day with a small hoe. **AGM**

PEUCEDANUM (*Apiaceae*) hog's fennel, milk parsley
Another genus of underused umbellifers that brings that "natural feel" into a garden. Combined with any neighbour, it adds innocence, excitement and surprise to the plant community.

officinale Z6 yellow 120 cm x 80 cm ○ Aug-Sept

Native to North-western Europe, hog's fennel prefers a moisture-retentive soil and forms beautiful, dense mounds of fine, filigreed, glossy, glabrous green leaves. Like the more tender *Ferula* species, this only forms foliar growth for a number of years. When the time is right, multiple, branched flower stalks will make their appearance. They are topped with large yellow-green umbels that will persist into the fall. This fennel has drawn ample attention from visitors for its foliage. The leaves are excellent filler-greens in fresh bouquets.



Peucedanum officinale



Peucedanum oreoselinum

oreoselinum Z5 white 70 cm x 60 cm ○ 1 Aug-Sept

Glossy leaves, shaped similarly to a flat-leaf parsley (but with more rounded leaflets), form a loose, open clump from which rise in late summer sturdy, branched stems topped with many bright white umbels up to 10 cm across. This is one of the latest blooming umbellifers in our garden, making it a valuable player in late summer combinations.

verticillare Z6 yel/green 250 cm x 120 cm ○ June-July

This monocarpic umbellifer from South-eastern Europe grows robust, open clumps of pinnate, bluish-green leaves for about three or four years before the soaring flower stalk appears. The flowers are displayed in rounded, greenish-yellow umbels, up to 12 cm in diameter, in early summer. The skeleton and seeds dry very nicely and remain effective through a large part of the winter. Self-seeding is moderate.



Peucedanum verticillare



Phlomis cashmeriana

PHLOMIS (*Lamiaceae*) Jerusalem sage
cashmeriana Z5 pink 90 cm x 100 cm ○ June-July

Quite new to cultivation is this hardy, pink flowering *Phlomis*. It forms quite dense clumps and the deep green leaves have a whitish underside. The blossoms appear in late spring and early summer in whorls along the tall, sturdy stems. Attractive seed pods will persist into wintertime. Any regular soil but good winter drainage.

russeliana Z6 yellow 120 cm x 100 cm ○ June-July

Excellent groundcover plant for sunny but not too dry sites. The lush gray-green foliage grows from a crown that increases by means of short rhizomes. These patches are so thick that weeds don't stand a chance. We have used this plant to good effect in larger drifts on banks that consisted of good, moisture-retentive garden soil. The flowers, like those of beebalm, stand in whorls and layers around the stems. When the whorls are fresh, they are green and consist of many buds that are tightly packed together and neatly arranged. The yellow flowers open up, one by one, and dry out on the spot when finished. The whorls remain intact and turn a tan colour during the course of summer and fall.

During the winter, this is one of the few plants still standing, whorls intact, even after snow, rain and storms. We cut them back in late March but not because they look ugly, just to make room for new growth. At the same time, remove unsightly and damaged leaves. Native to Turkey, where it inhabits clearings and deciduous woodland edges.

AGM and GPP

tuberosa

- **'Amazone'** **Z5 (3) lilac/pink 140 cm x 70 cm** ○ **June-July**
Like beebalm, the flowers appear in well-spaced whorls one above the other, with the stalk piercing the centers. The sturdy, upright 'Amazone' differs from the species in having less foliage, resulting in a finer, more elegant plant. The stalks remain attractive deep into fall and can be dried for arrangements. The thick, tuber-like roots form a dense, non-spreading crown. Adaptable to any regular garden soil. Native to dry meadows and rocky hillsides in central and south-eastern Europe, extending its territory into northern Iran and Siberia. **GPP**



Phlomis russeliana



Phlomis tuberosa 'Amazone'

PHLOX

(Polemoniaceae)

- carolina** **E. USA**
- **'Bill Baker'** **Z5 lilac/pink 90 cm x 60 cm** ○ **May-June**
Linear, glabrous, glossy green leaves grow along knotted stems and form a loose, slowly increasing clump of thin but sturdy stems, topped in late spring and early summer by mops of lilac-pink flowers. A good form that is not affected by mildew and remains attractively green throughout the summer. **AGM**
- **'Miss Lingard'** **Z5 white 80 cm x 60 cm** ○ **May-June**
Lustrous, dark green foliage, topped in mid to late spring with white flower panicles. A stiffly upright plant that shows up at the right time, just when there is a brief lull between spring and summer. Prone to slug damage early in the season. **AGM**
- divaricata**
- **'Blue Moon'** **Z5 (3) blue 30 cm x ~** ● **Mays**
An outstanding floriferous selection with vibrant lavender-blue flowers that appear in large rounded heads. The plants are under heavy attack from slugs and snails in the spring so make sure to stay ahead of these pesky garden dwellers.
- paniculata** **Z4 lilac 150 cm x 80 cm** ○ **July-Sept**
The rarely encountered wild form, and parent of the plethora of garden varieties offered. This species has tall, upright stems, topped with large, branched panicles of small, star-shaped, fragrant, lilac-coloured flowers. It has a refined and naturalistic character. As a general note: a moisture-retentive soil is important for all *Phlox paniculata* forms and hybrids. This will prevent stress and lessen the risk of powdery mildew. Speaking of mildew, a location with good air circulation is also very important, to keep the disfiguring fungus at bay. All forms offered here have been without stress and mildew in our gardens.
- **'Alba'** **Z4 white 140 cm x 80 cm** ○ **June-Sept**
The rarer, pure white-flowered form. Fragrant, small, starchy flowers in large, triangular panicles. It's back in our collection after we sold out of it a couple of years ago
- **'Blue Evening'** **Z4 lav/blue 130 cm x 90 cm** ○ **July-Aug**
Large, wide-petalled, lavender-blue flowers that turn almost true blue in the cool evening light are formed in large trusses on top of sturdy stems.
- **'David'** **Z4 (3) white 140 cm x 90 cm** ○ **July-Aug**
A good, pure white, large-flowered phlox not affected by mildew in our gardens. As with all hybrids, flowering can be extended and/or plant height can be limited by cutting a third to half of the stems off in mid-June. As a result, the panicles will be a bit smaller. **AGM and PPA (2002)**
- **'Tuytel's Find'** **Z4 pink 140 cm x 90 cm** ○ **July-Aug**
Raised by our (late) dear friend John Tuytel from a batch of seedlings in his exceptional garden. I initially picked up on the pure and solid, shell-pink colour (the best we have seen), paired with nicely overlapping petals, a large individual flower size and a healthy, clean, upright growing habit. As an extra detail, the outside fringe of the petals is lightly curved inward, giving the flowers almost a "cupped" feel.



Phlox carolina 'Bill Baker'



Phlox carolina 'Miss Lingard'



Phlox divaricata 'Blue Moon'



Phlox paniculata



Phlox paniculata 'Alba'



Phlox paniculata 'Blue Evening'

- **'Speed Limit 45'** Z4 pink 120 cm x 80 cm ○ July-Aug
Found by another dear friend, Allen Bush, of the former Holbrook Farm in Fletcher, North Carolina. Keen on detail and recognizing quality when he sees it, he detected this form alongside the road to the nursery, at the base of the speed limit sign. The colour is described as "cotton-candy pink" with a central, darker, pinkish-red eye.
- **'Utopia'** Z4 rose 180 cm x 100 cm ○ July-Aug
A remarkable Dutch introduction from Mr. Jansen, with very tall stems that sport large trusses of refreshing, pale pink flowers flushed with a splash of lilac. The individual flowers are the largest of all of the *P. paniculata* hybrids. Very sturdy, reliable and mildew resistant. A good neighbour for *Eupatorium*, *Persicaria amplexicaule*, *Monarda* and taller grasses in the back of the border.

stolonifera

- **'Good Purple'** Z5 purple 30 cm x ~ ●● May
A fast grower with good colour and slug resistance. Excellent in bright woodland conditions with *Trillium luteum*, *Tiarella*, *Cardamine* and various primroses.
- **'Pink Ridge'** Z5 (3) pink 30 cm x ~ ●● May
Vigorous clone with attractive pink blossoms.
- **'Violet Queen'** Z5 (3) violet 30 cm x ~ ●● May
Given a few years to settle in, between and under deciduous shrubs and trees, this woodland phlox will create a dense foliar carpet with its crawling stems. It is the cultivar in our garden that's most resistant to slugs and snails, whereas other phlox varieties (*P. divaricata* cultivars and other *P. stolonifera* cultivars) hang on for dear life, with the voracious, slimy pests constantly on their tails. Deep violet-purple flowers on short stems work well with *Trillium*, *Primula*, *Tiarella*, *Pulmonaria*, *Omphalodes*, *Asarum* and emerging *Arisaema*.

PHUOPSIS *(Rubiaceae)* Crosswort Caucasus-N.W. Iran *stylosa* Z6 pink 20 cm x ~ ○●● June-Sept

(Syn. *Crucianella stylosa*). Textured like sweet woodruff (*Asperula odorata*), this groundcover has needle-like, bright green foliage that stands in whorls around the lax, brittle, square stems, which root at the nodes. Although individual stems don't seem to have a lot of strength, they all direct themselves upward to form a snug carpet that will not open up during wild weather. Occasional damage, caused by weeding gardeners and curious dogs, is quickly restored. The tiny flowers are reddish-pink and they appear in dense, rounded, upward-facing clusters, approximately 4 cm across, atop the stems. The long, protruding, club-shaped styles remind one of a finely arranged pincushion. Crosswort has caused us trouble more than once. We had to explain to a visiting police officer that the marijuana-like smell she detected was exuded by crosswort's foliage, not by some crop on the side (for which Langley has built a world-wide reputation). The smell is hardly detectable when your nose hovers closely above the colony, but wafts in and out, in poignant clouds across the garden. Best used against forest edges and between foundation plantings of ferns and smaller shrubs, away from the patio.

PIMPINELLA *(Apiaceae)* Europe

- major
- **'Rosea'** Z5 pink 100 cm x 60 cm ○● June-July
Another umbellifer deserving wider employment in gardens, this one forms clumps of pinnate leaves that grow from a thick, fleshy rootstock. Tall, branched stems are formed in late spring, carrying many umbels, up to 6 cm across. When the opened, light pink flowers are set off between the budded, deep pink umbels, it creates a beautiful, lacy effect. *Pimpinella* thrives in a moisture-retentive soil. Self-seeding might occur under favourable conditions.



Phlox paniculata 'David'



Phlox paniculata 'Tuytel's Find'



Phlox paniculata 'Speed Limit 45'



Phlox paniculata 'Utopia'



Phlox stolonifera 'Good Purple'



Phlox stolonifera 'Pink Ridge'



Phlox stolonifera 'Violet Queen'



Phuopsis stylosa

saunii(?) **Z5** **pink** **90 cm x 60 cm** **○ D** **June-July**
 We purchased this plant under this name many years ago from the late Vera Peck, a fine plants-woman who always brought interesting plants to the Alpine plant-sale tables in Vancouver. Her labels always included details about cultivation and sometimes the source (in this case “from the Jura Mountains”). We picked this up from her table and have always seen it as a very close sister to *Pimpinella major* ‘Rosea’ but with one marked difference: this never flops in our garden and that’s a big one. It also is much more restrained in self-seeding and the foliage forms a flatter rosette with leaflets that remain a tad narrower and sharper toothed. Same growing conditions. We have never been able to verify the authenticity of this species. Information welcome!



Pimpinella major ‘Rosea’




Pimpinella saunii(?)

PLATYCODON (*Campanulaceae*) **chinese balloon flower** **E. Asia**
grandiflorus

— ‘**Apoyama**’ **Z5** **blue** **20 cm x 20 cm** **○ D** **June-July**
 Perfect for the rockery, this dwarf form is sure to delight. Originally found on Mt. Apoy on the island of Hokkaido (Japan). Violet-blue flowers. **AGM**

— ‘**Mariesii**’ **Z5** **blue** **45 cm x 45 cm** **○ D** **June-July**
 A compact and floriferous selection. The buds stand atop the stems like little balloons and open into star shaped blossoms. The balloon flowers don’t want to drown in dense border plantings. Give them air, let the light touch the base of the plants. They also work very well in a rockery. **AGM**



Platycodon grandiflorus ‘Apoyama’



Platycodon grandiflorus ‘Mariesii’

PODOPHYLLUM (*Berberidaceae*) **mayapple, duck foot**
 The Chinese podophyllum species within this genus, contain some of the most exciting garden introductions of foliar shade plants over the last 15 years. Although species identification is still muddled and sometimes outright unclear, some headway has been made. The difficulties encountered by tissue propagation of these jewels, seems to keep the supply chain contained to small, specialist nurseries and a few passionate individuals.

delavayi **Z6** **red** **30 cm x 60 cm** **D ●** **May-June**
 (*Syn. P. veitchii*) A variable, Chinese species that includes many different foliar expressions on individual plants. On the best forms, psychedelic leaves with spectacular colouring, mottling, spotting and patterning. Colours displayed include, silvers, burgundy-reds, and incredible shades of luminescent greens. We grow a number of different forms and are at this point not quite sure if some of the larger leaved plants aren’t hybrids of sorts. They could, on the other hand, simply be more mature plants since the leaves grow larger and more umbrella-like with shallower lobes as they mature. The flowers usually appear in small clusters, hiding in the fork of the petioles. The dark red blossoms are large, bell-shaped with long, narrow, pointed petals. The flowers, sometimes, are followed by a small, pulpy, plum-like fruit which occasionally contains a few seeds. This species is best viewed in our gardens where you can see the plants mature, since, as a young offset, they don’t show their adult attire. We will be able to match you up with promising offsets of the ones that catch your fancy. For some of these forms there are waiting lists! Prices for the different forms vary considerably.

difforme **Z6** **red** **30 cm x ~** **D ●** **May**
 A gently rhizomatous, Chinese species with unusual, squarish leaves, covered with papillate trichomes (I always wanted to know what to call these), which are small, glandular hairs that scatter the light, imparting a velvety sheen to the foliage. Small, up to 2.5 cm, globe-shaped, narrow-petaled flowers appear under the leaves at the fork of the petioles. The forms we grow have solid bronze-red flushed, green leaves. Of all species listed here, this mayapple is most susceptible to slug and snail damage. A collector’s plant, occasionally available on that treasured shelf in the nursery.



Podophyllum delavayi

hexandrum

— **'Majus'** Z5 pink 60 cm x 80 cm ◻● May
(Syn. *P. emodi*). A wonderful, robust, quite variable Himalayan species that slowly forms dense clumps. The peltate leaves, up to 25 cm across, appear two to three to a stem, and are mostly three-lobed. Each ovate lobe is serrated along the edge and is 8-12 cm long and 5-7 cm wide. The nodding, pale pink flowers appear in the leaf axils, and are definitely not nicely scented, like the Eastern USA species. The emerging foliage, which unfolds like an umbrella, is bronze before turning soft green as it matures. The fire engine red fruit, which develops in late summer and fall, is quite spectacular; plum-like, and up to 6 cm long and 3 cm across. Along with the following duck foot variety, this is best grown in a rich, moisture-retentive soil, sheltered from direct afternoon sun. If the soil is allowed to dry out, the leaves will crumple and the plant's appearance will be shamefully destroyed for the rest of the season.


— **'Chinense'** Z5 pink 60 cm x 80 cm ◻● May
This is quite muddled in the world of nomenclature, but according to Stearn's description in his last book *Epimedium and Other Herbaceous Berberidaceae*, we are dealing with the most desirable form, originating from Yunnan and decidedly different from the aforementioned species. Deeper, cerise-pink flowers and sharper-lobed foliage with beautiful maroon splashes on the emerging leaves. The same spectacular fruit. A more elegant form than the species, preferring the same cultural conditions. Excellent in combination with various ferns, *Epimedium*, *Convallaria*, *Phuopsis*, *Carex ornithopoda* 'Variegata' and *Coptis laciniata*.

'Kaleidoscope' Z6 red 50 cm x 80 cm ◻● May
Wildly marbled foliage, with flecks of pewter amidst velvet green. Typical is a large pewter patch in the center of the leaf, circled with reddish-brown flecks. We have noticed that this plant leafs out in early April, at which time it is very vulnerable to night frosts. Remove the damaged leaves and a new flush will soon present itself. During the heat of the summer, the development of new foliage stops, to resume again in the cooler fall weather of September and October. We have found this selection harder to please in the garden. Crowns have not really bulked up over a ten-year period and slugs and snails love the emerging leaves. Once in a while we offer a small offset on our collector's shelf.

peltatum Z4 white 50 cm x ~~~ ◻● May
Good foliage plant, but only suited for gardens where this Eastern North American native can let loose to form large colonies, where its horizontal rhizomes are provided with a moisture-retentive, rich soil in dappled light. The singular, axillary, nodding, lightly fragrant, waxy, white flowers are quickly disguised by the rapidly expanding, peltate, deeply lobed leaves, which can reach up to 30 cm in diameter. In late summer and fall, the flowers develop into pale yellow, egg-shaped fruit, about 4-5 cm long. This mayapple does not tolerate herbaceous companions, but it does tolerate temporary flooding in winter.

pleianthum Z6 red 70 cm x ~~~ ◻● May
We have collected a number of clones now which show remarkable differences in foliage, amount of flowers to a cluster and the location of the flowers on the stalk. The only thing consistent with all clones is that flowers only appear on stalks that carry two leaves. The location where the flowers appear on these stalks varies from right in the fork of the two leaves or a bit further up the stem to the 'Free Spirit Form' where the flowers sit in a cluster tightly underneath one of the two leaves. Added variety comes in with the shapes of the leaves, the vigour in which the different clones spread, the heights of the different forms and the multitude of flowers in a cluster. Another issue seems to be their individual flavors: some clones get ravaged by slugs and snails, others don't.

We offer only the best garden worthy forms and will list any special traits on their individual tags. We believe that all forms of *P. pleianthum*, given time, will spread and can be used as a groundcover: They form satellite plants with their root system.



Podophyllum difforme



Podophyllum hexandrum 'Majus' fruit



Podophyllum hexandrum 'Chinense'
spring foliage



Podophyllum 'Kaleidoscope'



Podophyllum peltatum

— **'Free Spirit Form'** Z6 red 90 cm x ~ ~ ●● May
 Plant aficionados unfamiliar with this rhizomatous species might think on first encounter that they are dealing with a Walmart special. The foliage has a near indestructible and artificial look: thickly textured, high gloss, robust in size and perfectly cut into a roughly star-shaped pattern. The leaves that are attached to the stalks that flower are the largest and have reached 85 cm. across in our garden. They stand horizontal in one plane and are attractively lobed with elegant, rounded curves and end in acuminate tips. During our woodland walks, folks cannot resist the urge to "feel if it's real." Only on stems that carry two of these incredible leaves, will a flower cluster develop. This is where it gets tricky and different: The flowers in "our form", develop in a cluster pressed right underneath one of these leaves. The red, globular flowers dangle in clusters from thin, green stems. We have counted up to 21 per cluster but they remain tucked under the leaves so that only the observant eye will discover them. We have never seen the flowers set fruit like the species listed above. Possibly several clones are necessary to make that happen. The juvenile leaves on this species are squarish, developing a more star-like lobing the following years. After three to four years they will reach their full potential. Our most architectural shade plant and the superior clone in our collection. Tough, slug proof, immune to night frosts and prominent with a presence from early spring til hard frost. In our garden this has also been the slowest spreading clone.



Podophyllum pleianthum



Podophyllum pleianthum 'Free Spirit Form'

— **'Gill's Form'** Z6 red 70 cm x ~ ~ ●● May
 We noticed this spectacular flowering form in Gill and Mike Collins' oasis in Vancouver. Gill generously shared a piece with us some years ago. The flowers appear in great abundance (we counted up to 40 flowers to a cluster!) right in the fork of two-leaved stalks. Another distinguishing feature is that the leaves are pointing up rather than sitting horizontally or even drooping thus exposing the flowers beautifully. Thanks Gill! Plants on offer are currently still to flower seedlings of this exceptional strain.



Podophyllum 'Gill's Form'



Podophyllum 'Red Panda'

'Red Panda' Z6 red 50 cm x ~ ~ ●● May
 Originally shared with us by Ernie and Marietta O'Byrne, this mayapple has bold, glossy, maroon coloured leaves in the spring before turning a bronze tinted green in summer. When the leaves unfold, they have a bubbled and crinkled texture which expands into a leaf about 50 cm across with attractively formed, shallow lobes that have rather blunt tips. The flowers, well hidden under the foliage, appear in large clusters in the fork of the petioles. They are up to 8 cm long, dark-red, rounded bells consisting of long, narrow petals. The rhizomes of this selection dig in deep and will start forming satellite plants in a few years. This is turning out to be one of our most vigorous Chinese may apples, and can probably be used as a ground cover.

'Spotty Dotty' Z6 red 50 cm x ~ ~ ●● May
 In addition to the pewter spots, there are rusty-red dots in a near-circular pattern across the leaf. The leaves are also attractively lobed, often with a dark, reddish wash along the edges. And add to all that its velvety sheen. Nearly surreal, but quite beautiful nevertheless. In our region, this is a much better grower and a hardier plant than the selection *P. 'Kaleidoscope'*. Slugs and snails are only an issue with young plants and even though they might be eaten above ground, they will return.

'Star Lotus Leaf' Z6 red 40 cm x ~ ? ●● May
 Given a few years to mature, this clone will form star-shaped leaves 25 to 30 cm across. The surface of the leaves show a kaleidoscopic patterning of different shades of greens and pewters. The growth rate seems to be slower than *P. 'Spotty Dotty'*.



Podophyllum 'Spotty Dotty'

POLEMONIUM (*Polemoniaceae*) **Jacob's ladder**
'Lambrook Mauve' Z5 lilac-purple 45 cm x 40 cm ●● May-June
 A fine, spring-blooming Jacob's ladder that, although it doesn't flower for very long, is well-behaved in the self-seeding department and flowers profusely with mauve flowers. As with all polemoniiums, plants should be lifted every third year or so to maintain vigour and performance. Best planted a little bit back so other plants can take over the display later in the season. Most foliage remains over winter. **AGM**

'Sonia's Bluebell' Z5 blue 50 cm x 40 cm ◻●● May-June

Sky blue flowers appear over a period of about 6 weeks during spring and early summer almost doubling the flowering time from *P.* 'Lambrook Mauve' and often followed by a postlude in August. This find from Carol Klein (UK) has also shown great restraint in self-seeding. Loses most leaves over winter.

POLYGONATUM (Convallariaceae) Solomon's seal
biflorum

— **var. commutatum** Z3 white 200 cm x 120 cm ◻●● May
Grown from seed that we collected in the Pisgah Forest in North Carolina, where we detected a stand of this incredible species in a low-lying valley. Arching stems, over two meters tall, formed a canopy over a groundcover of *Dicentra cucullaria*, *Trillium erectum* and *Arisaema triphyllum*. The tubular, white flowers with green tips hang from the leaf axils in clusters of 2 to 9, beautifully contrasting with the horizontally placed, alternating leaves that seem to take the most advantage of the sparse light in the understory. When we returned in the fall to collect the large, almost 1 cm across, frosted blue berries, the foliage had turned a bright golden yellow and still looked admirably intact. This rare tetraploid's start in our garden has been slow, and patience is required to let these regal plants come into their own, reaching towering heights in some six to eight years time. A richer and more moisture-retentive soil might produce a faster result, but we tend not to spoil our plants like we do our dogs. The clumps are more open than those of the species and are equally as sturdy, with unsurpassed elegance. The fall colour has been as good as its Carolinian parent.

falcatum

— **'Silver Streak'** Z4 white 60 cm x 60 cm ◻◻●● May
Each slender pointed leaf has three main silver streaks running across: a wider path along the midrib with a narrower line on each side of it. Even though the variegation is clearly visible, we find it subtle and at the same time very elegant. In bright locations the stems often have a deep reddish-brown colouring in the spring which combines nicely with the foliage. This is a beautiful but slow growing selection that you will have to give time to come into its own.

hirtum Z4 white 75 cm x 80 cm ◻●● May

It doesn't sound like a very exciting name, but we originally procured this fine and rarely encountered Chinese species from the late Heronswood Nursery where we admired a mature clump in their exceptional woodland garden. The sturdy, arching stems carry dark green, broad, glossy leaves that are up to 20 cm long and nearly 8 cm wide, forming a remarkable, textural clump. The green-tipped flowers appear in clusters from the leaf axils, developing a reliable crop of blue fruit over the course of summer and fall.

humile Z4 white 20 cm x ~ ~ ◻●● May

Small but tough it spreads to form an open, gentle carpet in shady places in the woodland. The small leaves sit somewhat stiffly along the upright stems and the flowers appear singly or in pairs, dangling from the leaf axils. We have this combined in a corner of the woodland with *Hepatica nobilis* var. *crenatiloba*, *Iris cristata* and *Anemone thalictroides*.

x hybridum

— **'Betberg'** Z4 white 70 cm x 60 cm ◻◻●● May

Simply superb. Distinguished, dark chocolate coloured foliage in the spring, neatly arranged along the arching stems, and from the leaf axils, clusters with pendulous white flowers. The leaves will fade to a blue-green towards summer. Of course very slow to increase so probably eternally low in stock but still, a must have. This selection was found in the wild by Isbert Preussler near the town of Laufen (GER) in the Black Forest (like the cake).

— **'Weihenstephan'** Z4 white 150 cm x 120 cm ◻◻●● May


Tall and robust are the key words with this selection. Strong arching stems form a sizeable colony within a few years. The white and green coloured flowers are fragrant. Effective as a cut flower in the vase and remarkably drought tolerant in the garden.



Podophyllum 'Star Lotus Leaf'



Polemonium 'Lambrook Mauve'




Polemonium 'Sonia's Bluebell'



Polygonatum biflorum var. *commutatum*



Polygonatum falcatum 'Silver Streak'



Polygonatum hirtum



Polygonatum humile

multiflorum **Z3** **white** **50 cm x 80 cm** **►●** **May**
 A much shorter plant, forming dense clumps and displaying groups of one to six flowers that grow from the leaf axils. The higher flower count is usually found from lower down on the stem. This species is quite drought-tolerant once established, showing no signs of having suffered without pampering during our super dry summer of 2016. This Solomon's seal has a wide distribution, from Europe to Siberia and the Himalayas, to North America.

odoratum **Europe**
 — **'Grace Barker'** **Z3** **white** **70 cm x 100 cm** **►●** **May-June**
 Clear, yellow striated, somewhat puckered foliage is an attractive accent in the shade garden and forms a good-sized colony within a few years. Smaller in leaf than the following but quite textural.
 — **'Variegatum'** **Z3** **white** **80 cm x 100 cm** **►●** **May-June**
 Forming large clumps with arching stems clad in irregularly white-edged leaves, with the occasional white pinstripe threading through the green. Small, pendant, white flowers, usually emerge in pairs from the leaf axils. Prefers a moisture-retentive soil.
AGM, GPP and PPA (2013)

POTENTILLA **(Rosaceae)** **cinquefoil**
atrosanguinea **Z4 (3)** **red** **50 cm x 30 cm** **○** **June-July**
 Small, blackish-red flowers on branched stems appear in profusion during June and July, growing from fuzzy, silvery clumps of strawberry-like leaves. Preferring a sunny location, in a freely draining soil, this cinquefoil is an easy traveler in the wilder and cottage garden, establishing itself wherever it pleases.
'Etna' **Z4 (3)** **red** **40 cm x 30 cm** **○** **July-Aug**
 Velvety red flowers on branched stems, about 2½ cm across, growing from silvery gray, slowly increasing clumps, will delight in summer. This form does not reseed so it is very appropriate in more controlled environments, where its informal elegance can be enjoyed. Don't let the clumps become overwhelmed by their neighbours.
hopwoodiana (x) **Z4 peach-red** **60 cm x 60 cm** **○** **June-Sept**
 Produces charming, peach-coloured flowers with a bright red center. Because of its lax stems, this plant is best paired up with some supportive neighbours or placed a bit further back in the border so its stems can flop and pop up through the front row.

PRATIA **(Campanulaceae)** **bluestar creeper**
pedunculata **Z6** **blue** **5 cm x ~** **○►** **May-Aug**
 A very low, ground-hugging plant with tiny green leaves growing along a dense web of thin stems, which give rise to short-stalked, star-shaped flowers, about 8 mm across. Excellent between stepping stones or as an alternative to moss. Evergreen in sheltered environments, and mild winters in zone 6. Might be evergreen in warmer regions. Can be a pest if planted randomly (without thinking, that is), invading everything in its path but rarely choking plants out, just forging ahead.


PRIMULA **(Primulaceae)** **primrose**
'April Rose' **Z5** **red** **15 cm x 25 cm** **►●** **April-May**
 Fully double, nicely shaped, deep-red roses. About 4 cm in diameter. Long blooming and resistant to our rainy weather. **GPP**
x bullesiana **Z5** **mix** **45 cm x 30 cm** **►●** **May-June**
 A candelabra-type primrose (the flowers appear in multiple whorls along the stem, creating a layered look) that resulted from a cross between *P. beesiana* and *P. bulleyana*. The offspring is a wonderful mix of pastel yellows, pinks, oranges, peach, salmon and the occasional mauve. Preferring a rich, acidic, moisture-retentive soil, these will prove easy to grow, and although seemingly not very long-lived, seedlings will appear. Most effective in large groupings and drifts where the mix can create a lovely, naturalistic impression. Partners well with *Rodgersia*, *Astilbe*, ferns, *Darmera* and *Hosta*.



Polygonatum x hybridum 'Betberg'




Polygonatum x hybridum 'Weihenstephan'



Polygonatum multiflorum




Polygonatum odoratum 'Grace Barker'



Polygonatum odoratum 'Variegatum'




Potentilla atrosanguinea



Potentilla 'Etna'



Potentilla hopwoodiana



Pratia pedunculata

chungensis **Z6** **orange** **30 cm x 30 cm** **▷●** **May-June**

This candelabra primrose, native to south-eastern China, is suitable for moist, even soggy soils. The pale orange flowers open up from deep orange buds. This is a nicely clumping primrose, forming patches over time. Attractive with *Omphalodes cappadocica* 'Cherry Ingram', *Astilbe* and *Hosta*.

elatio **Z5 (3)** **yellow** **30 cm x 30 cm** **▷●** **April-June**

No woodland garden should be without this European herald of spring. Sulphur-yellow flowers appear in one-sided umbels on top of the stems, well above the leaves. Prefers a cool, rich soil and a handful of lime every winter. We grow a very good form of this very variable species; the form has dense, full, evenly shaped umbels that hold sulphur-coloured flowers. Unfortunately it has no fragrance, but it's wonderful when partnered up with a host of woodlanders, like *Trillium*, *Phlox stolonifera*, *Pulmonaria*, *Luzula*, *Anemone nemorosa*, *Epimedium*, *Jeffersonia* and *Adiantum venustum*. **AGM**

— **ssp. elatio** **Z5** **yellow** **30 cm x 30 cm** **▷●** **April-May**

The pale yellow flowers appear in one-sided umbels atop the stems. They are smaller in size than the species and start blooming earlier as well. Attractive in the shade of deciduous shrubs. Pretty in our gardens with the red blossoms of the flowering currant *Ribes sanguineum* 'King Edward VII'. Don't forget a handful of lime in the spring, spread around the base of the plants.

florindae **Z5 (3)** **yellow** **70 cm x 45 cm** **▷●** **June-Aug**

One of the more robust primroses, excellent in moisture-retentive soil where it can form lusty clumps of cordate foliage. In summer, thick, sturdy stalks arise, displaying an umbel-like nodding cluster of sweetly fragrant, sulphur-yellow flowers. As the flowers mature to seed, the pedicels (individual flower stalks) bend rigidly upward, holding the seed capsules in stiff, upright clusters that remain attractive deep into winter. These stems, in flower as well as in seed, are very effective in flower arrangements. Under the right conditions, self-seeding will result in small colonies. **AGM**

'Francisca' **Z5** **green-yel** **20 cm x 30 cm** **▷●** **April-June**

Named after the late Francisca Darts, who left, together with her late husband Ed, their garden, "Dart's Hill" (changed by the city of Surrey to "Darts Hill Garden Park"), in a legacy to the city of Surrey. Reputedly, she found this form growing on a median strip and recognizing its special qualities took it home. Ruffled green flowers with a yellow center that last for an amazingly long time, appear in clusters on top of the stems. Also works well as a cut flower and is effective in spring container plantings. Combines well with any spring flowering plant. Francisca, during a private tour of her garden, commented once, quite agitated, how many people in the trade spelled her name as "Francesca": "It's an I, not an E!!" Good thing we had it right all along. **AGM and GPP**

'Guinevere' **Z5** **pink** **15 cm x 25 cm** **▷●** **April-May**

Pale pink flowers with a yellow center are 2.5 – 5 cm across. They appear in small umbels above the bronze-red foliage. Shared with us by Christine Allen, this is a cherished addition to our woodland. **AGM and GPP**

kisoana **Z5** **pink** **25 cm x ~~~** **▷●** **May**

This is the most vigorous primrose we grow, easily spreading 60 cm in each direction during the season. So be sure to allocate a piece of garden where this woodland charmer can do its thing. The attractive, hairy foliage forms low but lusty clumps along the white, thread-like roots that grow slightly below the surface. The deep pink flowers appear in sideways-facing clusters atop stalks that reach just above the leaves. Although other plants can easily grow through this carpet, they should not be of the timid kind. Good companions are *Adiantum aleuticum*, *Aralia californica*, *Luzula*, taller *Arisaema* and *Epimedium*, *Omphalodes*, *Polygonatum*, *Trillium* and *Helleborus*. **GPP**

— **'Alba'** **Z5** **white** **25 cm x ~~~** **▷●** **May**

Only a single notch less vigorous than her pink cousin but still nothing to complain about. Pure white blossoms, green in bud.

'Lady Greer' **Z5** **yellow** **30 cm x 35 cm** **▷●** **April-May**

A brief but very prolific bloomer in the spring woodland, Lady Greer charms her audience with many flowered clusters of small, pale yellow blossoms. Quickly forms a dense, mat-like clump. This variety will show of best in a rich soil. **AGM**



Primula 'April Rose'



Primula x *bulleesiana*



Primula chungensis



Primula elatio



Primula elatio ssp. *elatio*



Primula florindae



Primula 'Francisca'



Primula 'Guinevere'

'MacWatt's Cream' Z5 cream 20 cm x 35 cm ◻● April-May
Quite similar in bloom to *P. 'Lady Greer'* but the flowers have a faint pink blush and the plants are a bit more compact. We have planted these as a groundcover under *Actaea ramosa* 'Hillside Black Beauty'.

'Ostergruß' Z4 red-pur 15 cm x 30 cm ◻● March-May
Tough as nails, long blooming and often even earlier than the similar *Primula* 'Wanda'. Compared to *P. 'Wanda'* The flowers have a distinct blue wash on chilly, sunny mornings and the emerging foliage has a crinkly texture. The slowly spreading, undemanding clumps are a wonderful addition underneath late winter flowering deciduous shrubs like *Viburnum bodnantense* 'Dawn' and *Stachyurus praecox* where they will receive the necessary shade in summer and fall.

x pruhonicensis

— **'F.S. Purple Red Sel.'** Z5 pur-red 25 cm x 30 cm ◻● March-June
Selected from a batch of seedlings, this drought tolerant primrose offers vibrant purple-red flowers, centered with a happy, yellow eye. The blossoms appear in small umbels atop the stems. A very profuse and long bloomer. Attractive with any of the *Omphalodes cappadocica* varieties, *Aquilegia sp.*, and spring bulbs like *Scilla sibirica*.

rosea Z4 pink 30 cm x 25 cm ◻◻ April-May
(We believe we are growing *P. rosea var. elegans*, since the flowers bloom while the leaves are growing). Vivid, deep-pink flowers in clusters atop slender stems light up the garden. Although we have never planted this species out in the garden, it thrives in containers at the edge of our shade-section where the hot pink colour is tempered by the intense green of the moss species that have taken a foothold here. Prefers even moisture, also in the summer. **AGM**

sieboldii Z5 (3) mixed 35 cm x ~ ◻◻ April-May
A stoloniferous primrose native to Japan, Korea, NE China and Eastern Siberia. Extremely variable in flower shape, this species contains some very frilly forms and ranges in colour from white to mauve to deep purple. After flowering, the plants retreat for the rest of the year, as the woodland soil begins to dry out in early summer. In this respect, it follows the path of woodland anemones, some cardamines and *Erythronium*, all of which combine well with this species. We offer unnamed and some named divisions of our deep purple, lavender, mauve and frilly white forms.


— **'Hokutosei'** Z3 whi/lav 35 cm x ~ ◻◻ April-May
White snowflake-like petals with a pale lavender-pink blush, slightly darker towards the center. A bit smaller flowered than the following forms but a little taller and more flowers to a cluster.

— **'Miho no Koji'** Z3 pink 35 cm x ~ ◻◻ April-May
Snowflake-like blossoms with pink suffused white petals and a deep pink reverse.

— **'White Wings'** Z3 white 35 cm x ~ ◻◻ April-May
Pure white blossom that resemble snowflakes with their intricately cut petals. A fine and easy upright growing form.

veris Z5 mixed 30 cm x 30 cm ◻◻ April-June
Preferring a sunny position and alkaline soil, this primrose will reward throughout the spring with lovely, one-sided umbels atop slender stalks. The flowers grow from farinose (covered with a dust-like powder), yellowish-white calyxes that resemble inflated buds. The common name of this primrose, 'cowslip' derives from 'cowpat' (old English 'cuslyppe') It is there where cowslips would spring up when they were common in the wild. It self-seeds easily in the right locations, if you have trouble, a cuslyppe might be worth a try. We offer a mix of colour that ranges from pale yellows to oranges and shades of red; ***P. veris* 'Sunset'**. Not suitable for clay soils. **AGM and GPP**

vulgaris Z5 yellow 20 cm x 25 cm ◻● Feb-April
The refined scent of this sulphur-yellow primrose is one of the sweet treats of early spring. Only one flower per stem but plants can bloom so profuse as to effectively smother the clump. Happy with an occasional handful of lime, this European native grows natively in deciduous woods and alpine meadows. It prefers a heavier soil that does not dry out in summer. **AGM**



Primula kisoana



Primula kisoana 'Alba'




Primula 'Lady Greer'




Primula 'MacWatt's Cream'



Primula 'Ostergruß'




Primula x pruhonicensis
'F.S. Purple Red Selection'




Primula rosea



Primula sieboldii



Primula sieboldii 'Hokutosei'



Primula sieboldii 'Miho no Koji'



Primula sieboldii 'White Wings'

- ‘Dawn Ansell’ Z5 white 15 cm x 25 cm ◻● Feb-April
Fully double rosettes of leafy, pure white sepals, green on the reverse. The flowers look like mini roses braving the unsettled, late winter weather and proving that spring is just around the corner. It’s almost exotic to see these pristine buttons appear between the decaying remnants of last year’s garden. Divide every third year to maintain vigour.
- ssp. *sibthorpii* Z5 lilac 10 cm x 30 cm ◻● March-May
Often sending up the flowers before the leaves have developed and totally smothering the plants for an extended period of time. The lilac-pink flowers with a yellow center are partying with *Chionodoxa sardensis* and *Ranunculus ficaria* ‘Double Mud’. AGM
- ‘Wanda’ Z5 red-pur 15 cm x 30 cm ◻● March-May
Rich, purple-red flowers with a yellow eye, smother the plants from late winter into mid spring. Happy in the shade of deciduous trees and shrubs, this classic hybrid is still a true harbinger of spring. AGM and GPP



Primula veris



Primula vulgaris



Primula vulgaris ‘Dawn Ansell’

- PULMONARIA** (*Boraginaceae*) lungwort
- angustifolia** Z4 (3) blue 20 cm x ~ ◻● Feb-April
Low, creeping stems form dense mats under deciduous shrubs and trees and delight in late winter and early spring with gentian-blue flowers that turn the brown soil into a blue carpet. Easily grown in any regular garden soil and tolerant of less favourable conditions, including rougher, shady spots in the garden and root pressure from shrubs like *Potentilla*, *Viburnum* and *Rhododendron*. AGM
- ‘Blue Ensign’ Z4 blue 20 cm x ~ ◻● Mar-May
Same as the species but with deeper, intense blue flowers. We find this selection not as durable under rougher conditions but excellent and enduring in perennial borders. AGM
- ‘F.S. Spring Blues’ Z4 blue 20 cm x ~ ◻● March-April
Found here at the nursery and probably an *angustifolia* hybrid. Brown-red foliage emerges in late winter, giving rise to numerous flowers which are reddish-pink in bud and turn a dusky blue. This is the earliest of the smaller lungworts to come into bloom and simply covering the soil with gorgeous colour. The leaves will turn a dark grey-green for the summer and fall. Plant with light coloured flowers like *Primula* ‘Lady Greer’, *Cardamine waldsteinii* and *Stylophorum*.



Primula vulgaris ssp *sibthorpii*




Primula ‘Wanda’

- longifolia**
- ‘Bertram Anderson’ Z4 blue 25 cm x 40 cm ◻● April-June
Handsomely spotted, linear leaves grow from tight clumps, topped throughout spring with clusters of deep blue flowers that develop from pinkish buds on stems well above the foliage. We grow this in an attractive partnership with *Luzula sylvatica* ‘Aurea’, *Podophyllum* ‘Spotty Dotty’ and *Hacquetia epipactis*. Best in a moisture retentive soil.
- ‘Roy Davidson’ Z4 (3) blue 25 cm x 40 cm ◻● April-June
Many clusters of small, tubular, light blue bells above heavily spotted leaves. A dense clumper with an attractive and tidy appearance.
- rubra** Z4 (3) coral 30 cm x 75 cm ◻● Feb-June
The coral-red flowers often appear as early as January, but they don’t develop well until February or March. The tomentose pale green leaves form a nice backdrop for the flowers. Effective in combination with *Brunnera*, *Scilla sibirica*, *Epimedium*, *Helleborus*, *Anemone nemorosa*, *Myrica gale* and *Hacquetia*. AGM
- ‘Sissinghurst White’ Z4 white 25 cm x 30 cm ◻● April-May
This old variety displays pure white flowers from pink buds. A breath of fresh air in the early-spring garden. AGM



Pulmonaria angustifolia



Pulmonaria ‘Blue Ensign’



Pulmonaria ‘F.S. Spring Blues’



Pulmonaria longifolia ‘Bertram Anderson’



Pulmonaria ‘Roy Davidson’

PYCNANTHEMUM**(Lamiaceae)****mountain mint****tenuifolium****Z3****white****70 cm x 60 cm****○ D****July-Oct**

The narrowleaf or slender mountain-mint has bright green, needle-like foliage with a minty scent along slender upright stems. The greyish-white flowers appear in dense whorls from the leaf axils and are a magnet for bees and butterflies. The late blooming time is a bonus for the insects. Unlike some of the other mountain mints we have grown, we have never seen mildew on this species and have appreciated its tolerance for dryish, lean, well-draining soil. It is also not as vigorous as some of its cousins, spreading with short stolons about 10 cm (or 4 inches) a year in each direction and only a mild self seeder.

*Pulmonaria rubra**Pulmonaria 'Sissinghurst White'***RANUNCULUS****(Ranunculaceae)****aconitifolius****Z5 (3)****white****70 cm x 50 cm****○ D****May-June**

Deep green, three to five-lobed leaves form a loose mound in early spring. Tall, sparsely-leaved stems rise up and branch prolifically, every tip ending in a saucer-shaped, pristine white flower with a yellow boss of stamens. A mature plant is a beautiful sight, like a shimmering, ethereal white cloud in the woodland garden. This buttercup relative takes quite a bit of shade, and is happy in any regular garden soil enriched with some compost. It is better placed farther back in the border, where the plant's early dormancy can be disguised by foliage from later-developing neighbours. Teammates can include ferns, *Molinia* and *Hosta*.

— **'Pleniflorus'****Z5 (3)****white****60 cm x 50 cm****○ D****May-June**

This is the double-flowered form, known as 'The Fair Maids of Kent' or 'The Fair Maids of France' (I'm sure they're at opposite ends). A bit shorter in stature and more compact in habit, displaying copious quantities of fully double buttons over a long period of time. Extremely durable and decorative in flower arrangements. **AGM**

acris— **'Flore Pleno'****Z3 (3)****yellow****60 cm x 40 cm****○ D****May-June**



A strictly clump-forming and polite brother of the rampant buttercup, this cultivar displays flat, fully double, golden yellow flowers on tall stems. Since all of the stamens have morphed into petals in the breeding process, no seed is formed. Growing in our garden alongside *Salvia forskaholei*. **AGM**

constantinopolitanus— **'Plenus'****Z4****yellow****45 cm x 40 cm****○ D****May-July**

Try to pronounce the species name as quickly as you can and impress your garden pals. On this very rarely encountered, garden-worthy buttercup, palmately lobed, incised leaves form dense, rounded clumps that are produced from a compact crown. Many stiff, sturdy stems poke, evenly spaced, through the foliage, and are studded with large, fully double, very tight buttons of glossy, golden flowers with green centers. Best grown in a rich, moist soil.

ficaria— **'Double Mud'****Z5****cream****10 cm x 25 cm****○ D****Mar-April**

Syn. *Ficaria verna* 'Double Mud'. I remember Lesser celandine occupying a woodlot on my grandparent's property in western Holland where it is a native wild flower. In late winter the entire woodlot was a sea of rounded, glossy green leaves smothered with single yellow daisies (is no daisy). It was a native wildflower in Holland. The species should be avoided in gardens because of its invasive tendencies. Selected double flowered forms of the Lesser celandine are much better for the garden. They are slow to propagate with their tiny pea and bean sized tubers and grow more compact, easily blending with myriad woodland ephemerals like lungworts, early primroses and woodland anemones. The creamy double buttons have a bronze blush on the outside of the petals. By late May the plants have quietly disappeared for the season.

*Pycnanthemum tenuifolium**Ranunculus aconitifolius**Ranunculus aconitifolius 'Pleniflorus'**Ranunculus acris 'Flore Pleno'**Ranunculus constantinopolitanus 'Plenus'*

RANZANIA (*Berberidaceae*) **Isle of Honshu, Japan**
japonica Z4 mauve 50 cm x 50 cm ▶ April-May

A sole member in this genus related to *Epimedium* and *Mahonia*. It reminds us a lot of its cousin *Jeffersonia*, the way the leaves break through the woodland duff and how they develop and unfold in early spring: very elegant, like the wings of a butterfly. The lavender flowers are quite showy and appear in small, dangling clusters amidst the slowly unfolding foliage and, fortunately, last longer than those of *Jeffersonia*. The leaves are thin and bright green and expand beautifully with attractive rounded lobes. Slugs can be a problem in early spring when the buds break ground. Best specimens are grown in moisture retentive soil amended with lots of compost in dappled light or eastern exposure. We grew this stock from seed which was generously shared with us by long time plant connoisseur and friend Pierre Brousseau from Quebec.



Ranunculus ficaria 'Double Mud'



Ranzania japonica

RHEUM (*Polygonaceae*) **ornamental rhubarb**
'Ace of Hearts' Z4 pink 140 cm x 90 cm ○▶ June-July

The heart shaped leaves have a distinct way of displaying more vertically, clearly showing off the pretty burgundy tones on the reverse side of the leaves. This selection is more compact than most and displays its pale pink flowers in long plumes on sturdy stalks. It favours moisture retentive soils and is a great bold foliaged plant that can be used in smaller gardens as well.

palmatum

— **var. tanguticum** Z4 pink 250 cm x 120 cm ○▶ June-July

An oversized ornamental rhubarb growing bold, sharply lobed, jagged leaves, up to 100 cm across, that emerge reddish brown and slowly age to green. Under optimum conditions, flowering stems, up to 3 meters tall, carry giant, astilbe-like, reddish-pink plumes. The most impressive specimens are grown in a well-nurtured, moisture-retentive soil. As one can imagine, the root system that supports a plant of these dimensions is equally as impressive. Place it right the first time in your garden, to avoid serious workouts. We offer divisions of our best coloured foliar form.



Rheum 'Ace of Hearts' in flower



Rheum palmatum var. *tanguticum*

RODGERSIA (*Saxifragaceae*) **bronzefol, pagoda flower**

These excellent, easy, hardy foliage plants have a regal appearance when grown in dappled light or a shady spot in a moisture-retentive soil. Direct, hot afternoon sun and summer drought will make these plants appear rough and uncared for. Their development in spring is always anticipated, as the strong, energized buds break ground and unfold the beautiful leaves, which are often attractively coloured into their teenage days. Sturdy, elegant, stately stalks with short, arching side stems hold masses of tiny flowers in tightly arranged trusses well above the leaves. Do not remove the flower stems after flowering is finished, since they remain effective into winter as the seeds mature. The leaves seem to be free from insect damage or disease, and are truly an architectural feature in any shady location. All make excellent partners for shade dwellers, like *Hosta*, *Astilbe*, *Geranium* species, *Triosteum*, *Epimedium*, ferns, *Deinanthe* and *Hakonechloa*. On the shrubby side, *Rhododendron*, *Fothergilla*, *Corylopsis*, *Rubus parviflorus* and a variety of native huckleberries happily welcome the pagoda flower to their neighbourhood. Although definitely not invasive, all forms are vigorous growers and you have to allow a generous space for the clump-forming species, and about double as much for the stoloniferous ones. The genus was named after John Rodgers, a US rear-admiral from the 19th century.

aesculifolia Z4 (3) white 130 cm x 100 cm ▶● June-July

The leaves, as the name implies, are reminiscent of chestnut leaves. The basal, palmately compound leaf usually has seven leaflets, all attached at the same point on the stem. A single leaf can measure up to 45 cm across. The creamy white flowers appear in large, open racemes. Clump-forming but, as mentioned previously, it requires ample space. Native to China. **AGM and GPP**

pinnata Z4 (3) white 120 cm x ~ ~ ▶● June-July

Distinctive pinnate or "feathered" leaves easily separate this Chinese species from the previous one, since at first glance the two look remarkably similar. The leaves can reach 50-60 cm in length and 45 cm in width. Spreading with short rhizomes. Sometimes pale pink flowering forms occur. The carmine-coloured seeds remain attractive into late fall. **GPP**



Rodgersia pinnata 'Maurice Mason'

- **'Maurice Mason'** Z4 rose-red 120 cm x 100 cm ▶● June-July
A fairly recent introduction, dispersed from the late Christopher Lloyd's "Great Dixter" garden. A robust plant, with rosy-red flowers, the leaves have a pretty, burgundy flush as they emerge and the petioles remain chestnut-coloured into the fall. The flowers are followed by seed capsules that are also much redder than in the species. A very elegant and stately plant. Tightly clumping form compared to the species.


podophylla Z5 white 130 cm x ~ ~ ▶● June-July
This is the spreading member of the family. The fine, burgundy leaves sprout from stout rhizomes, forming spectacular, palmately compound umbrellas up to 50 cm across, usually consisting of five leaflets. The burgundy colour fades to green over summer, although some newer selections maintain their colouring into summer if planted in sunnier exposures (and with MOIST soil). We have occasionally witnessed fine, fall colouring on this species. Excellent, architectural wanderer. Great mingled in drifts of ferns, *Epimedium* and *Hacquetia*. Found in moist woods of Korea and northern Japan. GPP

- **'Rotlaub'** Z5 white 100 cm x ~ ~ ▶● June-July
The foliage on this selection emerges beautiful burgundy-red in spring and turns green in summer. We have planted this close to a group of *Syneilesis aconitifolia*, which emerges at the same time with its fuzzy, mushroom-like leaf buds, as well as the ground covering *Chrysplenium alternifolium*. Together they form a wonderful spring symphony. *R. 'Rotlaub'* has the same spreading habit as the species.

HYBRID RODGERSIAS:

The following fine selections were made by the late German nurseryman Ernst Pagels (identified as EP below) and Peter zur Linden (zL below) from their respective nurseries. Though we feel *Rodgersia* to be a decidedly "masculine" plant, Ernst gave his selections imaginative feminine names, maybe with the commercial thought in mind that "sex sells"! Although rodgersias grow big, they take quite a while to bulk up, let alone become large enough to sever enough divisions to sell. Keep an eye out for them in our assortment list to see which ones will be available.

- 'Die Anmutige'** Z4 pale pink 120 cm x 100 cm ▶● June-July
The 'enchantress' is a stately and vigorous selection with bronze-brown foliage in the spring. The flowering stems carry elegant and balanced pyramidal trusses. (EP)
- 'Die Schöne'** Z4 pink 120 cm x 100 cm ▶● June-July
The 'beauty' boasts thick, robust, but elegant foliage with a reddish-brown flush in the spring. Handsome, slender, more open panicles. (EP)
- 'Die Stolze'** Z4 pink 120 cm x 100 cm ▶● June-July
The 'proud one' has glossy green foliage and wide, flattened trusses. (EP)
- 'Ideal'** Z4 rose-red 120 cm x 100 cm ▶● June-July
Not only dark coloured flowers but the seeds also take on a nice red hue. The glossy, dark green leaves emerge a reddish-brown and a reddish edge is maintained throughout the growing season. (zL)
- 'Saarbrücken'** Z4 light pink 120 cm x 100 cm ▶● June-July
The young, striking foliage is chocolate coloured. Combined in our garden with *Geum 'Leonard's Variety'*, *Ranunculus constantinopolitanus 'Plenus'*, *Leucojum aestivum 'Gravetye Giant'* and *Molinia caerulea*. Of unknown origin.
- 'Smaragd'** Z4 white 120 cm x 100 cm ▶● June-July
Pure white flowers atop pure green foliage. No colouring in the leaves before, during or after blooming. A bold foliage plant with no frills. (EP)



Rodgersia aesculifolia



Rodgersia pinnata
'Maurice Mason'



Rodgersia podophylla



Rodgersia podophylla 'Rotlaub'



Rodgersia 'Die Anmutige'



Rodgersia 'Die Schöne'



Rodgersia 'Die Stolze'



Rodgersia 'Ideal'



Rodgersia 'Saarbrücken'

RUDBECKIA (Asteraceae) **black-eyed susan**
fulgida

- var. **fulgida**
- — ‘**Goldsturm**’ **Z4 (3) yellow 100 cm x 90 cm** ○ ◐ **July-Sept**
 Rapidly spreading clumps of roughly haired, dull green leaves. This variety displays a profusion of golden-yellow daisies, with a blackish-brown central cone, on top of sturdy, branched stems. A staple plant for the popular, naturalistic, prairie garden, combining well with a wide variety of ornamental grasses, like *Panicum*, *Calamagrostis*, *Spodiopogon* and *Molinia*. The framework of the branches, and the central cones, remain effective deep into fall. The species, *R. fulgida* var. *fulgida* is native to the North American east and the central plains. **AGM, GPP and PPA (1999)**

- maxima** **Z3 yellow 200 cm x 70 cm** ○ **Aug-Sept**
 Smooth, leathery, ovate to elliptic, glaucous green basal foliage, up to 30 cm long and 12 cm wide, forms a lusty clump before giving rise to a number of soaring, sparsely leaved stalks ending in an enormous elongated cone up to 8 cm long in mid to late summer. The slightly drooping, dark lemon-yellow ray flowers are up to 5 cm long. This *Rudbeckia* dances through the mid and late summer border with a touch of architectural drama and contrast. In early spring the leaves should be protected from the slimy hordes in the garden, and a slow-draining soil is resented. Though the flower stalks will likely outgrow you in height, make sure that the leaves which stay low to the ground, receive direct sun to warm their surface. This species will probably fare better in the interior.

- occidentalis**
- ‘**Green Wizard**’ **Z4 (3) black 90 cm x 90 cm** ○ **July-Sept**
 It's the disk cone here that takes the cake. The petals are like green bracts, holding up a tall, stiff, slender pointed (disk) cone that is black in colour. This W.N. American native prefers a moist and fairly good soil. Great as a cut flower in minimalist arrangements and a nice conversation plant.

- subtomentosa**
- ‘**Little Henry**’ **Z4 (3) yellow 120 cm x 90 cm** ○ ◐ **Aug-Oct**
 The petals look sparse due to their spacing and are in fact formed like rounded hollow tubes. The central cones are reddish-brown in colour and the stalks and foliage have a fine covering of white hairs. Prefers a sunny and well drained location and will tolerate brief spells of drought.

- RUPELLIA** (Acanthaceae) **wild petunia** **E.N. America**
humilis **Z6 lavender 50 cm x 50 cm** ○ ◐ **June-Oct**
 The wild petunia is a tough garden plant for dry, shallow or rocky soil. It would do well at the edge of the woodland, growing on the sunny side of shrubs or tree trunks. It would feel equally at home in a rockery. The olive green, lanceolate leaves are covered with fine hairs. Although this is a plant that has a late start in the spring, its long season of bloom is a real bonus. Lavender-blue, trumpet-shaped flowers up to 6 cm long, appear in clusters in the upper leaf axils. A sunny location is a must.

- SALVIA** (Lamiaceae) **sage**
forskaohlei **Z6 blue/whi 90 cm x 80 cm** ○ **June-Sept**
 An Eastern Balkan native that does not possess a delicate presence, but is rather robust and even coarse in leaf, forming spreading clumps from a stout rootstock. The large, striking flowers appear in spaced whorls between and above the leaves. They are open-faced, two-lipped and have a showy white blotch on the lower lip, which is marked with yellow-orange stripes, called bee lines or honey guides, that show insects the speediest way to the nectar.
- glutinosa** **Z5 yellow 90 cm x 90 cm** ○ ◐ **June-Sept**
 Sticky sage or Jupiter's sage is a bushy sage, forming a large, lush clump with deep green, heart-shaped leaves. The yellow flowers have brown stripes on the lower lip. The whole plant is sticky to the extent that the calyxes will hang on to your clothing.



Rodgersia 'Smaragd'



Rodgersia 'Smaragd' foliage



Rudbeckia fulgida var *fulgida* 'Goldsturm'



Rudbeckia maxima




Rudbeckia occidentalis 'Green Wizard'



Rudbeckia subtomentosa 'Little Henry'



Ruellia humilis



Salvia forskaohlei

'Free Spirit Charmer' Z5 pur-red 70 cm x 60 cm ○ May-Sept
Purple-red flowers are placed in widely spaced whorls along dark, purple-black coloured stems. Sparsely leaved plants with the bulk of the foliage low to the ground creating an open and airy character. Hurricane proof. A Free Spirit introduction.

nemorosa

— **'Caradonna'** Z5 (3b)pur/blue 70 cm x 40 cm ○ May-Sept
A narrowly, upright sage with purple-coloured stalks and deep purple-blue flowers. A second flush of blooms can be encouraged but early cut-back is required, at the latest late June, otherwise the plant will sit there, struggling to put out more growth. Without clipping back, this sage will hold colour through the summer with its calyxes and often forms small side stems lower down the main stalk with new blossoms developing into September. Good fall and winter skeleton. **AGM and GPP**

— **'Caramia'** Z5 pur/blue 50 cm x 40 cm ○ May-Sept
Similar to *S.n.* 'Caradonna' but a shorter plant with more side branching. The racemes are packed with more flowers and the flower colour is a shade lighter. A reliable re-bloomer after dead-heading.

— **'Wesuwe'** Z5 pur/blue 60 cm x 45 cm ○ June-Sept
Plentiful spikes packed with purple-blue flowers growing from red calyxes. These are bushy plants that are easily forced to rebloom in late summer by cutting down halfway after the first flush of blossoms. **AGM**

x sylvestris

— **'Rügen'** Z5 blue 60 cm x 60 cm ○ June-Aug
Light purple-blue flowers appear in dense spikes on this bushy sage that forms neat mounds. A second flowering is easily encouraged by clipping the stems down to about half the height right after the first bloom. The rough, crinkled foliage smells when touched or bruised: more like cat pee than a fine, herbal, southern France aroma.

transsylvanica

— **'Blue Cloud'** Z4 blue 60 cm x 100 cm ○ June-Oct
With regular deadheading, this easy sage might produce flowers until the first night frosts knock them out. The violet-blue flowers are large, sickle-shaped, and many open up at the same time from rather closely spaced, loose whorls, creating a colourful impact. The plants form pretty, lush, robust foliar clumps, from which flower stems begin to arise in late spring. Although the stems will usually lean outward, the tips and side branches will redirect themselves vertically and, therefore, do not create the impact of a flopped plant. Native from northern Russia to the southern regions of Romania. A very hardy, garden worthy sage, only recently "rediscovered" for its ornamental value. Best grown in a rich, moisture-retentive but freely draining soil.

verticillata

— **'Purple Rain'** Z5 (3b)purple 60 cm x 70 cm ○ July-Oct
A popular sage, selected by Piet Oudolf from the Netherlands, with purple-blue flowers held in dark purple-red calyxes that retain their attractive colour for an extended period of time after the flowers have dropped to the ground. Immediately after the first, main flush of flowering, a fierce clipping down to 15 cm, will generate a second bloom in late summer and fall. **GPP**

— **'Smouldering Torches'** Z5 purple 70 cm x 80 cm ○ July-Oct
Another selection by Piet Oudolf, this features similar blossoms to 'Purple Rain' but on a taller, and in our gardens, sturdier plant. As the flowers fade and fall comes around, the stems will gain a reddish flush. The calyxes retain their purple-red colour for a long time.



Salvia glutinosa



Salvia 'Free Spirit Charmer'



Salvia nemorosa 'Caradonna'



Salvia nemorosa 'Caramia'




Salvia nemorosa 'Wesuwe'



Salvia x sylvestris 'Rügen'



Salvia transsylvanica
'Blue Cloud'



Salvia verticillata
'Purple Rain'



Salvia verticillata
'Smouldering Torches'

SANGUINARIA (*Papaveraceae*) **bloodroot** **N. America**
canadensis **Z4 (3) white 25 cm x 35 cm** **►●** **Mar-April**

Large, basal, kidney-shaped leaves are 5-7 lobed and unevenly but prettily scalloped along the edges. The leaves, green on top and silvery-glaucous underneath, reach up to 20 cm across. They sprout in early spring from a thick, salmon-coloured rhizome, with the flowers clasped against the leaf. The ephemeral flowers are usually 8 to 12-petaled, about 4 cm across, and bright white in colour, centered with a boss of golden-yellow anthers. They open up during the day and close again at dusk. In the Eastern USA, I've seen beautiful carpets of this species under *Betula lenta* and various species of *Quercus*. In the garden these are excellent in moisture-retentive soil, between and under deciduous shrubs and trees. If the soil retains moisture during the summer, the attractive leaves will persist. The foliage remains in a more or less upright position, forming dense patches. Stems and root contain a brownish-red juice that quickly wells up when the plant is cut.

— **'Free Spirit Double Row'** **Z4 (3) white 25 cm x 35 cm** **►●** **Mar-April**

When you grow plants from seeds, surprising things can happen! From a batch of some 100 seedlings, we happened to have some of the plants around long enough to see them come into bloom and low and behold there is a semi-double one! The flowers are a bit smaller than the S. c. 'Tennessee Form' but truly charming with a nice and evenly placed double row of petals that are of the same length.

— **'Flore Pleno'** **Z4 (3) white 25 cm x 35 cm** **►●** **Mar-April**

The first few years we were a bit disappointed after the painful (to the wallet) acquisition of this fully double-flowered selection, but give your plants some 6 to 8 years to slowly form a patch, and it truly is a delight to see the perfect, rounded rose-like flowers appear one after the other, for a week or two in spring. A larger (older) group will have more flowers, a better impact and a longer display. The foliage is less deeply lobed than the species but with reasonable moisture will also persist deep into the fall. We have started several groups and patiently watch them grow. **AGM**

— **'Rosea'** **Z4 pink 25 cm x 35 cm** **►●** **Mar-April**

We are slowly increasing a rare and elegant pink variant of the species. The leaf stalks have a deep red colour that contrasts nicely with the glaucous-green reverse of the leaf. The flower buds are a deep, rich pink, turning to a pale pink as the flowers open up. As a bonus the flowers consist of a double row of petals, up to 16 in number. We have a few different, pink flowered clones under evaluation.

— **'Tennessee Form'** **Z4 white 25 cm x 35 cm** **►●** **Mar-April**

A lovely and unusual form that also sports a double row of petals, the inside row being a bit shorter in length, creating a semi-double effect. Very charming and pure white.

SANGUISORBA (*Rosaceae*) **burnet**

This is still a very underused genus in gardens, but its popularity is on the rise, and it has proven very useful in naturalistic garden plantings. Over the last twenty years, we have been, and still are, collecting many different species through seed exchanges, contacts in the Orient, and various nurseries in Europe and North America. We have discovered widespread confusion in the naming of various species, and are trying to sort things out as we go. In the meanwhile, cultivars, often of the promiscuous category, are added to the offerings. The variations are enormous in size, foliar display, habit and flowering time. We currently grow and test almost 30 species and varieties, but don't despair, not all are good and the rejects will not be passed on to you. Any experts on this genus are welcome to come forward in order to exchange information. There are species within this group that can be used from the smallest plot to the largest acreage. All are excellent combined with grasses and flowering plants from meadow habitats, like *Echinacea*, *Monarda*, *Phlox* and *Thalictrum*. All species will grow in any regular garden soil amended with some compost. Some will tolerate very moist conditions but most are quite drought-tolerant once established, only suffering in extended periods of heat and drought. Avoid (too much) manure for the taller species, since they are then easily toppled.

The flowers: in general they appear in dense spikes, the buds densely packed together in long rows at the tips of the stems. They work their way up from the base as they open, one by one, creating a bottlebrush-like impact with the long stamens that explode from the small sepals.



Sanguinaria canadensis




Sanguinaria canadensis
'Free Spirit Double Row'



Sanguinaria canadensis
'Flore Pleno'



Sanguinaria canadensis
'Rosea'



Sanguinaria canadensis
'Tennessee Form'

All of the *Sanguisorba*'s below have proven to be excellent as cut flowers. Clean, sturdy and long-lasting, they add a decidedly informal and sometimes dramatic panache to flower arrangements. Please take note of the specifics of each offering to ensure you make the right selection.

We separated the display of the flower spikes into three groups, which makes it easier to distinguish the various species:

- standing (upright, in line with the stalk)
- arching (curving away from the stalk)
- pendulous (drooping).

canadensis **Z4** **white** **140 cm x 60 cm** **○** **Aug-Sept**

Native to Eastern North America, forming lush clumps of pinnate, grass-green foliage, topped in late summer with a multitude of strongly vertical, tall and slender stems ending in standing, pure white bottle brushes up to 15 cm long. As in its native habitat, it prefers a moisture-retentive soil, otherwise the foliage will suffer. We experienced massive stands of this in mountain meadows just outside of Lark Harbour Newfoundland. The fish chowder and the crab sandwiches at Marlane's Tidewatcher Café are excellent, either before or after your hike.

hakusanensis **Z4** **pink** **100 cm x ~** **○▶** **June-July**

Hot pink, arching squirrel tails top this vigorous Japanese species in late spring and early summer. This species will often re-bloom in late summer. Vigorous and as such more suitable for wilder gardens or meadow enhancement.

menziesii **Z2** **red** **140 cm x 90 cm** **○▶** **May-July**

We have grown this species, which develops striking, glaucous-green mounds of brittle, pinnate foliage, for many years now, and we received rave reviews when we displayed these plants at the VanDusen Flower and Garden Shows

With *S. parviflora*, this is one of the earliest burnets to come into bloom, often by mid May, displaying copious amounts of burgundy-black thimbles which open into fat, dense, blood-red, standing caterpillars up to 7 cm long, some of which develop an occasional knurl. The stalks of the stamens, which protrude from the sepals, are pale pink, giving this plant a sort of iridescent quality when the various shades of burgundy and red are backlit by the sun. The flowers wither well, after the stamens have dropped from the spike, retaining a red colour throughout July. Trouble free in any regular garden soil that does not dry out in the summer. Plants will stand up better under full sun conditions. **AGM**

— **'Victoria'** **Z4** **red** **120 cm x 90 cm** **○▶** **June-July**

This form, originating from the native garden at the Royal BC Museum in Victoria, is smaller in all parts, forming loose, evenly spreading clumps of mildly blue-green foliage, topped from late spring into midsummer with dark red, standing spikes that are up to 4 cm long. Effective in groupings for moist, even swampy soils. Only minor seeding and moderately spreading in our amended, gravelly soil.

'Nettlesworth Wand' **Z4** **pink** **220 cm x 80 cm** **○▶** **July-Sept**

Still under evaluation but definitely the tallest *Sanguisorba* in our assortment. This new hybrid between *S. 'Cangshan Cranberry'* x *S. 'Korean Snow'* features a cloud of dusky-pink, upright to arching spikes, about 5 to 6 cm long, from mid-summer into fall.

obtusa

— **'Chatto'** **Z4** **red** **160 cm x ~** **○▶** **Aug-Sept**

Just disregard (or remove) the grey-red arching flowers and enjoy the fabulous, steely-blue foliage that forms lush mounds. The colour is not unlike that of *Melianthus*. Just like the species, this selection from Beth Chatto spreads with rhizomes 15-20 cm per year in every direction. We find it quite invasive so only for confined areas or if you have plenty of room for it to wander. Also suitable as a play-patch for kids with tantrums, (it will survive, the burnet). Prefers a moisture-retentive soil to perform its best.



Sanguisorba canadensis



Sanguisorba hakusanensis



Sanguisorba menziesii



Sanguisorba menziesii 'Victoria'



Sanguisorba 'Nettlesworth Wand'



Sanguisorba obtusa 'Chatto'

officinalis **Z4** **red** **180 cm x 80 cm** **○** **July-Aug**

Tall and rather lanky stems that start to branch about halfway up form a dense, vertical mass of stems, each ending in burgundy-black, standing thimbles that retain a compact, knotty look as the flowers open up. Prefers a moisture-retentive but lean soil. Keep staking materials at hand, although the occasional leaner can create surprising combinations with surrounding plants. Effective in groups with taller grasses and in wilder parts of the garden. Will self-seed in most gardens.

— **'Arnhem'** **Z4** **red** **180 cm x 80 cm** **○** **June-July**

The key ways to distinguish this selection from the species is that it is sturdier, earlier to flower and the standing thimbles are a vibrant red. Better suited to a tidier border, it displays the same vertical branching pattern. Great with *Calamagrostis*, *Echinops* and *Camassia*.

— **'Lemon Splash'** **Z4** **red** **160 cm x 80 cm** **○** **Aug-Oct**

The foliage is splashed with yellow flecks, not unlike someone went around and sprayed the plant with a fine mist of bleach. Not very obtrusive, although, according to Dan Hinkley this is considered a top-notch variegated sport in the specialty nurseries of Japan. We are more impressed with the floral display of the standing thimbles, which is very late in the season, profuse and of a dark but vibrant burgundy-red. Some support might be required. Clipping the entire plant back to the ground in late May or early June will cut the plant height in half and extend the flowering into October.

— **'Red Thunder'** **Z4** **red** **180 cm x 80 cm** **○** **July-Sept**

Lush clumps of finely divided foliage from which the tall stems shoot up in late spring. Masses of small, standing thimbles in a vibrant red colour. To avoid staking and to keep the size about half of the one listed above, we clip the plants back to the ground in late May, leaves and all. A pretty, short and sturdy comeback is the result with a blooming time stalled until late summer and fall.

— **'Tanna'** **Z4** **red** **60 cm x 50 cm** **○** **June-Aug**

Offered in the trade as a cultivar of *S. officinalis*, but seedlings from this low, compact selection have resulted in selections like 'Pink Tanna' and 'Pink Elephant', all of which we grow at the nursery. They do not fit the bill of *S. officinalis* and visually look very different alongside 'Tanna'. We will keep you posted on where the search is leading us. Nevertheless, this is a fine selection for the smaller garden, forming lovely, compact mounds of small, fern-like, gray-green foliage, with stems flushed in burgundy. Beautiful, as the small, serrated leaflets unfold in early spring, with each tooth holding a bead of dew. The thin flower stems are short and start to branch just above the foliage, both horizontally and vertically, forming a loose, rounded, open structure of stems, with each tip ending in small, standing, thimble-shaped spikes. Only occasional seedlings have appeared in our garden and these have not come true to the form. 'Tanna' is very well-behaved. **AGM**

— **'Tootsee'** **Z4** **red** **120 cm x 90 cm** **○** **June-Oct**

From a group of seedlings that we raised from *S. 'Tanna'* we have selected this form that, in habit, stands between the dwarf variety and the tall species. Compact, tight clumps sport medium-sized foliage, topped from the end of June with many sturdy stems that branch out sideways and upwards, creating open clouds of good-sized, dark red, standing thimbles. An excellent plant for the middle or front of the border, and great with *Perovskia atriplicifolia*, *Deschampsia c. 'Goldtau'* and *Echinacea purpurea 'Green Jewel'*. Easy to grow in any regular garden soil. In rich soils or part sun, staking will be required.

— **var. microcephala**

— **'Little Angel'** **Z4** **red** **30 cm x 40 cm** **○** **June-Sept**


A true dwarf with attractive creamy-white edged foliage forming low, dense mounds, looking fresh throughout the season. Topped from early summer onwards with copious amounts of upright dark red thimbles. Non flopping and so far, stable in its variegation.



Sanguisorba officinalis



Sanguisorba officinalis 'Arnhem'



Sanguisorba officinalis 'Lemon Splash'



Sanguisorba officinalis 'Red Thunder'



Sanguisorba officinalis 'Tanna'



Sanguisorba officinalis 'Tootsee'



Sanguisorba officinalis var. *microcephala*
'Little Angel'

parviflora Z4 white 150 cm x 80 cm ○ May-July
 (Syn. *S. tenuifolia* var. *parviflora*). This Asian species always draws a lot of attention. Early in the year it develops, a beautiful, lush mound of amazingly finely textured, fern-like, feathered foliage of a deep dark green. The almost leafless, very sturdy flower stalks rise straight up in columns, branching along the way to about 150 cm, and at the ends of the stems, arching mini-elephant-trunks develop, 1-4 cm long. The dark stamens protrude from the bright white sepals, which creates an elegant contrast. Combined in our border with *Papaver* o. 'Karine', *Stipa gigantea* and *Camassia*.

species from Japan Z4 white 120 cm x 50 cm ○ June-Sept
 Medium-sized, lustrous, deep green leaflets form dense, lush, compact clumps, topped from early summer until fall with sturdy, upright stems that branch out in the top quarter of the stalk, displaying the flowers close together in short, arching to drooping spikes. Purple-black stamens make for a delicate contrast with the chalky-white sepals. A very tidy, carefree form, originally received from Kinji Nakabajashi, a fellow gardener in Japan.

stipulata M97 Z4 white 80 cm x 60 cm ○ May-July
 (Maybe *S. albiflora*?). We acquired it as this species in 1997. It is strictly clump-forming and has a compact habit. The arching flower spikes are up to 10 cm long, and the lush, graceful foliage is slightly glaucous-green. An excellent plant for a rich, moisture-retentive soil in the front of the border.

tenuifolia
 — 'Alba' Z4 white 180 cm x 100 cm ○ July-Aug
 Probably the most dramatic species of *Sanguisorba*, bearing similarities with *S. parviflora* in its narrow, finely serrated leaflets, which develop equally as beautifully but in a larger plant. The towering, sparsely leaved flower stems appear in midsummer; initially upright, as they develop they become more and more divergent, creating a 180-cm-wide fountain. The stems in *S. tenuifolia* 'Alba', branch intensely over the top third of the stalks, displaying at the tips profuse quantities of pendulous, slender, fluffy white tails, up to 12 cm long, that move in the slightest breeze. A few stems might lean away from the plant, which makes these a great asset for your summer bouquets. We feel that the naming of this species is somewhat dubious, given the differences in foliage, the display of *pendulous* rather than upright or slightly arching spikes as well as the much earlier blooming time, when compared to the following forms.

— 'F.S. Finale' Z4 red 200 cm x 90 cm ○ Sept-Oct
 A Free Spirit selection. The foliage is a shade grayer in colour than *S. t. 'Purpurea'*. The flower stalks are taller and sturdier, and the nearly upright, elongated thimbles are all concentrated in the top 25 cm of the stalk. This creates an effect more like a "band" of blooms. One of the latest forms to flower.

— 'Purpurea' Z4 red 180 cm x 80 cm ○ Aug-Sept
 Hard to believe that this red-flowered form, with its slightly arching, thick, dusky-red spikes, is a colour variation of *S. tenuifolia* 'Alba'. The stems are equally as tall but more columnar in growth. The leaves are coarser and of a grayish-green colour, and they are among the top of attractive "spring emergers" in the garden. Slowly clumping but forming a stout, dense rootstock. The 5-cm-long, thick, arching spikes appear later on in summer and are attractively matched in the garden with *Thalictrum delavayi*. Some support might be required.

— 'Standup Comedian' Z4 white 200 cm x 80 cm ○ July-Sept
 A recent introduction with attractive dark green foliage and decorative, red coloured petioles. The tall flowering stalks also have a red tinge on the sunny side of the stem. We find this selection especially attractive in leaf! Arching off-white spikes.

— 'White Tanna' Z4 white 130 cm x 70 cm ○ June-Aug
 We find the name a bit misleading in that one would assume, as we did, this to be a short, white flowered cousin of the compact *S. officinalis* 'Tanna'. Well it is not. It is quite a bit taller, starts to bloom later and will continue past mid-summer. The flowers are also not upright but rather arching, near drooping, about 3 to 4 cm long. Attractive nevertheless and the combination of colour, height and flowering time fills a gap within this group. It will need some support to keep it upright in the border..



Sanguisorba parviflora



Sanguisorba species from Japan



Sanguisorba stipulata M97



Sanguisorba tenuifolia 'Alba'



Sanguisorba tenuifolia 'F.S. Finale'



Sanguisorba tenuifolia 'Purpurea'



Sanguisorba tenuifolia 'Standup Comedian'



Sanguisorba tenuifolia 'White Tanna'

SANICULA (*Apiaceae*) China: W. Sichuan, Yunnan
coerulescens Z6 blue 20 cm x 30 cm ▶● April-Sept

This charming and dainty woodland species is unfortunately not the easiest to site. A location with little direct sun and probably slightly raised is best so it's faster draining in the winter. I feel that winter drainage is the "The Big One" with this species. The nearly evergreen, trifoliolate leaves form a low and dense, slowly spreading clump. The thimble-sized powder blue umbels appear from early spring into fall.

europaea Z5 white 45 cm x 30 cm ▶● May-July

As finicky as the previous species is, the European sanicle deserves your attention. Not for its showiness but for its toughness. Its evergreen, dark green leaves are palmately-lobed and form a low, mounding clump, looking remarkably good in even deeper and drier shade (although these are not the preferred conditions). The flowers appear in small and compact umbels which are followed by black, roughly haired seeds. The leaf shape can work well with *Cyclamen*, *Iris foetidissima* and *Carex appalachiana*.



Sanicula coerulescens



Sanicula europaea

SAPONARIA (*Caryophyllaceae*) soapwort

x lempergii
 — 'Max Frei' Z5 pink 30 cm x 50 cm ○ Aug-Sept

This clump-forming soapwort is easily put to use at the front of the border or in the rockery. The lax stems form a rounded pillow that is smothered from midsummer until fall with deep pink, saucer-shaped flowers about 2 cm across. Attractive with lower campanulas, *Salvia*, *Perovskia* and *Origanum*.



Saponaria x lempergii 'Max Frei'

SARUMA (*Aristolochiaceae*) W. China
henryi Z5 (3) yellow 60 cm x 50 cm ▶● April-Oct

This genus of woodland plants is closely related to *Asarum*. The cordate, silvery fuzzed, bronze-flushed leaves start to unfold in early spring, quickly followed by saucer-shaped, papery, pale yellow flowers, 2 cm in diameter. They develop from the leaf axils and follow the leaves up the stem as the plant grows and stretches throughout spring, summer and into the fall. Although not a very conspicuous plant in flower, the flowering is non-stop and the foliage alone is worth the effort to procure it. The leaves grow along sturdy, non-flopping stems that grow from a tight clump; up to 12 cm long, they can be as wide at the base. Slugs seem to prefer the young plants but established specimens in our garden suffer little or no damage. Best planted in a rich, moisture-retentive soil, but it is tolerant of our acidic, woodland soil, and is remarkably drought-tolerant alongside sword fern and Solomon's seal. Under these harsher conditions, the plants remain smaller. **GPP**



Saruma henryi



Saxifraga cortusifolia var. *stolonifera*

SAXIFRAGA (*Saxifragaceae*)
cortusifolia
 — var. **stolonifera** Z6 white 30 cm - 10 cm x ~ ~ ▶● May-June

Rounded, fleshy leaves, bronze-green above and reddish flushed below form an extensive carpet in moist, humusy soil. The white flowers appear in large quantities on large, open panicles making quite a show in the woodland. Each flower has two narrow, lower petals that are much longer than the three upper ones. The upper ones are wider though and are finely spotted.

x geum (?) Z6 white 35 cm - 10 cm x 35 cm ▶● June

A fine, evergreen groundcover that slowly forms compact, dense mats of rosettes, consisting of small, rounded, 4 x 3 cm, pubescent leaves, edged with shallow, rounded teeth. The small white flowers appear in late spring and early summer in thinly branched, airy panicles. This plant keeps on smiling in the miserable, acidic, dry conditions under our *Parrotia septifidicus*, growing on top of our septic tank. The form that we offer might be an intermediate between *S. hirsuta* and *S. geum*.



Saxifraga x geum (?)



Saxifraga x geum 'Free Spirit Select'

— **'Free Spirit Select'** Z6 white 25 cm – 5 cm x 35 cm ▶●● June
 We noticed this more compact, finer-textured and much smaller leaved evergreen seedling of the above species in a neighbouring pot. It is even more distinct in having neat, glossy leaved rosettes. We grew it on its own for a few years and it keeps raising our eyebrows whenever we walk by.

'Jaws' Z5 white 40 cm x ~ ▶●● June-July
 Evergreen, rosette-like leaves are arranged along creeping stems. The flowers appear in fine, open sprays in late spring and early summer. The leaves are perfectly edged with sharp teeth. Named here at the nursery.

'Primuloides' Z5 white 25 cm 4 cm x ~ ▶●● May
 Small, glossy, evergreen rosettes are perfectly usable as a small scale groundcover in the shadier side of the garden. In mid spring there will be a brief explosion of numerous wiry stems producing fine, frothy blossoms. **GPP**

stolonifera W. China, Japan

— **'Maroon Beauty'** Z6 white-pink 60 cm - 8 cm x ~ ~ ▶●● July-Sept
 As the name implies, this strawberry-begonia spreads by surface-traveling stolons that will root at the nodes, where, over time, new plants will form. The fleshy foliage on this evergreen form has a burgundy flush that is nicely set off against the silvery venation. The burgundy becomes more prevalent under cool, bright conditions. Although the reddish-brown stolons move at a respectable clip, they have never become a problem in our garden. The runners are easily raked and pulled from the parent plant with one's fingers, to restrict excessive spread. 'Maroon Beauty' makes for an excellent groundcover in any compost-amended garden soil that receives some additional summer watering. Flowers appear in profuse quantities in open panicles. They are small, face sideways and have, at the base of the flower, two remarkable, slender, pointed petals, up to 2 cm long, which flare away from the center and are marked with small, deep pink spots.


x urbium

— **'Elliott's Variety'** Z5 pink 30 cm – 3 cm x 30 cm ▶●● May-June
 Small, ground-hugging rosettes of dark green, leathery leaves are so densely packed together that they resemble a leafy, moss-like groundcover only a couple of centimeters tall. In mid to late spring, the plaques give rise to thin, wiry stems that are topped with fine, frothy, pale pink flowers dangling from their near invisible stalks and swaying in the faintest breeze.

SCABIOSA (*Dipsacaceae*) scabious
graminifolia Z3 lilac 35 cm x 30 cm ○ June-Sept
 Native to the Pyrenees and southern European Alps and into Dalmatia, this rarely encountered, almost shrublike plant forms small, rounded clumps of grasslike, silvery-gray foliage, throwing many plant nuts a curve ball as to its identity. The lavender-lilac flowers appear on top of thin but sturdy stems. Attractive choice for rockeries, gravel gardens and rock wall plantings. Make sure to NOT clip this back to the ground in late winter. If you look carefully, you will find that the new buds are several inches above the ground: clip right above them.

japonica Z5 lilac 60 cm x 25 cm ○ July-Sept
 Tall and slender, this scabious surprises in late summer and fall with its tall and wiry stems terminating in lovely lavender-lilac buttons. Drought tolerant and mildly self-seeding. Some pale yellow forms have spontaneously appeared in this planting.

— **var. alpina** Z4 lilac 25 cm x 25 cm ○ June-Sept
 Native to the Japanese island of Takeda, and reliably hardy compared to the species. This dwarf scabious forms dense, ground-hugging rosettes that consist of finely textured, pinnatisect leaves, topped from early summer into fall with lavender-lilac flowers about 3 cm across. An excellent choice for the rockery and for the front of a sunny border if there are no overpowering neighbours.



Saxifraga 'Jaws'




Saxifraga 'Primuloides'




Saxifraga stolonifera 'Maroon Beauty'



Saxifraga x urbium 'Elliott's Variety'



Scabiosa graminifolia



Scabiosa japonica



Scabiosa japonica var. *alpina*



Scabiosa lucida



Scabiosa ochroleuca

lucida **Z4 lavender 30 cm x 25 cm** **○ ►** **May-June**

A self-seeding scabious with small, glossy green foliage, forming a loose low mat topped in mid spring with wiry stems and numerous lavender coloured buttons.

ochroleuca **Z4 yellow 80 cm x 60 cm** **○ ►** **July-Oct**

We had received seed from this form under the name *var. webbiana*, and only after noticing differences in the various batches were we able to distinguish the two. Pale yellow flowers appear continuously from early summer onwards on long, branched stems from quickly developing rosettes. This species is perfect for the naturalistic and cottage garden where it can create informal drifts with its freely seeding habit.

— **var. webbiana** **Z4 yellow 70 cm x 60 cm** **○ ►** **Aug-Oct**

Finer in texture, a tad lower than the species and only moderately self-seeds. It also starts to flower about a month later, displaying the same pale yellow coloured flowers.



Scabiosa ochroleuca var webbiana

SCOPOLIA **(Solanaceae)** **henbane** **Europe**
carniolica **Z4 red 50 cm x 40 cm** **► ●** **Mar-April**

In late winter this is always a treat to welcome back to the garden. Somehow you don't expect a plant to grow such largish leaves this time of year. The stems come up quickly, branch at the tops and generate burgundy little bells which dangle in the cool late winter breeze. This plant is ephemeral, turning in soon after the blooming is finished. Best used at the base of deciduous shrubs. On the collector's shelf we occasionally offer the selection **S. c. 'Zwanenburg'** which has slightly larger, flared blossoms in a brighter burgundy colour.



Scopolia carniolica 'Zwanenburg'



Scorzonera hispanica

SCORZONERA **(Asteraceae)** **chicory** **Europe**
hispanica **Z4 yellow 100 cm x 25 cm** **○** **May-June**

A rosette of standing basal leaves grows from a deep, non-invasive rootstock, sending up tall, sturdy, leafless stalks topped with perfect dandelion-like flowers (oops!), followed by beautiful, spherical seed heads, up to 10 cm across. Effective in the sunny, natural garden between lower grasses, in a well-draining soil. Neither a showstopper, nor a bestseller.

SCUTELLARIA **(Lamiaceae)** **skull cap**
altissima **Z5 blue 80 cm x 60 cm** **○ ►** **June-Aug**

Native to SE Europe, where it is found along sunny forest edges in moisture-retentive soil. The cordate, opposite leaves are coarsely serrate and grow along stiffly upright-growing stems, forming a bushy plant. The flowers grow on one side and are neatly aligned in single rows along elegant stems reaching up to 30 cm long. The flowers are about 1.5 cm long and are medium violet-blue with white markings on the lower lip. They are followed by the typical flattened seed capsules, which, because of their architectural alignment, are also of interest. This species can be deadheaded directly following the initial bloom, after which it will generate new flowers in August. Best used in wilder and cottage gardens, since its self-seeding tendency under favourable conditions can leave you with sizeable colonies.

baicalensis **Z4 blue 30 cm x 50 cm** **○** **July-Sept**

A lovely, non-invasive species for the rockery or sunny and well-drained border. Native to E.Siberia and Georgia. In our well-drained, gravelly soil it forms a clump with stems that usually fall over but all the lanceolate, glossy-green leaves re-direct themselves toward the light, and new stems emerge from the leaf axils. The upper lips of the flowers are a beautiful, velvety, deep violet-blue, and the lower lip is of the same velour quality but the colour is usually closer to sky-blue.

incana **Z4 blue 70 cm x 60 cm** **○** **Aug-Sept**

So far, the best general border plant within this group of Eastern North American natives. Forms slowly spreading, non-seeding, leafy clumps of stiffly upright, branched stems that are topped from midsummer until early fall with short, dense, blue spikes. The flowers are two-lipped, up to 2 cm long and of a soft blue colour. The foliage and flowers are covered with fine, grayish-white hairs. This plant's good habit, paired with its late blooming time, make for a fine border plant.



Scutellaria altissima



Scutellaria baicalensis



Scutellaria incana



Scutellaria incana 'Alba'

- ‘Alba’ Z4 white 100 cm x 70 cm ○ Sept-Oct
A pure white form. It is taller and later to start blooming and the beautifully green-grey coloured seed heads are little treasures in floral arrangements as well as the garden. Staking, floral harvesting or strong neighbours are required to keep this beauty on its feet in richer soils.

scordiifolia

- ‘Seoul Sapphire’ Z4 blue 10 cm x ~ ○ Sept-Oct
Originally shared with us by Monique Kroeger who raved about the blue blossoms of this little ground cover and how right she is! Numerous vibrant blue velvety pouches cover this plant in late spring and early summer. The growth emerges from little white, corm-like tubers in the spring and forms a low textural mass. This plant will perform best in a sunny rockery or along the well drained edge of a path. Originally introduced by Graeme Butler from Rumbling Bridge nursery in Scotland.



Scutellaria scordiifolia ‘Seoul Sapphire’

SEDUM (Crassulaceae)

Within this group we find some of the most widely used garden perennials, yesterday and today, indicating their easy nature and low maintenance requirements. One of these is S.

‘Herbstfreude’ (syn. S. ‘Autumn Joy’), which is not one of our offerings. We have grown a number of different varieties, and the ones listed below are perhaps not as well known as the former but they are equally as easy to care for. All sedums are cherished by bees and butterflies, which feast in great numbers on the abundantly available pollen.

‘Bertram Anderson’ (See new name: *Hylotelephium*)

‘Eline’ (See new name: *Hylotelephium*)

- ‘Lasqueti Gem’ Z5 yellow 8 cm x ~ ○ ▸ June-July

We have not been able to identify this lovely, evergreen species of *Sedum*, which we found under the high canopy of Douglas fir and Saskatoon berries, crawling between a variety of mosses that blanket the rocks around Tucker Bay on Lasqueti island. We carefully separated a few stems from a form that exhibited an attractive red and orange suffusion over the blue-green, needle-like foliage. This colouring is especially evident in the summer months. At the nursery we have grown this plant in full sun. The leaves have turned an intense blue-green colour and in mid summer the plants were loaded with Meyer lemon yellow clusters of flowers atop wiry stems.

‘Matrona’ (See new name: *Hylotelephium*)

- oreganum Z5 yellow 5 cm x ~ ○ ▸ July

Small, spatulate, fleshy, glossy-green leaves grow along trailing, barely rooted stems and form rosette-like clusters at the tips. Although this Western North American native is not a dense grower, it can be used as a small scale evergreen groundcover from which other, well behaved plants can emerge. The yellow, star-shaped flowers appear in corymbs on short stems in midsummer and can, in sunny locations, smother the plants. Planted in dappled light in our shade garden, combined with *Carex ornithopoda* ‘Variegata’, *Helleborus cyclophyllus* and *Corydalis flexuosa* ‘Blue Panda’. Avoid poorly draining soils.

- pachyclados Z4 white 5 cm x ~ ○ ▸ May

This sedum enjoys our wet west coast, though it sports glaucous, blue-green evergreen rosettes that seem to indicate other climatic preferences. It forms dense hummocks that take on the shape of whatever the plant is growing on, whether a rock, stump or container. We initially thought we should keep it dry over winter but some pots, forgotten outside in the open, proved us wrong. The neglected bunch fared a lot better, exhibiting perfect vigour and solid soil coverage compared to the other plants with partly dried-up rosettes showing soil between them. The white, starry flowers appear sparingly in spring as well as fall.

‘Red Cauli’ (See new name: *Hylotelephium*)

- spathulifolium W.N. America

- ‘Cape Blanco’ Z6 yellow 5 cm x ~ ○ ▸ ● July
The evergreen, fleshy, purple-brown rosettes are densely covered with a whitish dust. A very attractive form for the rockery, troughs, or well-drained planters in full sun. **AGM**



Sedum ‘Lasqueti Gem’



Sedum oregonum



Sedum pachyclados



Sedum spathulifolium ‘Cape Blanco’



Sedum spathulifolium ‘Purpureum’

- ‘Purpureum’ **Z6** yellow 5 cm x 30 cm ○●● July
Attractive, purple-brown rosettes of fleshy evergreen leaves with some white dusting form dense but fragile mats. Excellent in the rockery and in shallow dishes on the sun patio. We have seen the species in various locations on the Gulf Islands, exposed to wind and hanging onto cliffsides with shallow soil cover. Will tolerate some shade but the colouring is most intense in full sun. **AGM**

- spurium**
- ‘Tricolor’ **Z6 (Z4)** pink 8 cm x ~ ○●● June
The rounded, evergreen, succulent foliage is marked with green, cream and pink and forms a low, spreading clump topped in early summer with copious, small, flattened clusters of reddish-pink flowers. Excellent along the edge of a path, a rockery or in containers. **GPP**

‘Sunkissed’ (See new name: *Hylotelephium*)
telephium

- *ssp. ruprechtii* (See new name: *Hylotelephium*)
- ‘Yellow Xenox’ (See new name: *Hylotelephium*)
- ‘Xenox’ (See new name: *Hylotelephium*)

SELINUM (*Apiaceae*)
tenuifolium (?) **Z6** white 80 cm x 60 cm ○ July-Aug
We initially offered this species under the name *S. wallichianum*, the name under which we received the seed. But, as it turned out, this form flowers earlier, finishing when *S. wallichianum* would start, it sports green stems and greyish-white umbels. It clumps quite well and barely self-seeds. As a mature plant it doesn’t achieve the exquisite looks of its cousin. Still a nice plant though, just not as nice a Scotch if you’ve sampled a better one.

wallichianum **Z6** white 150 cm x 90 cm ○ Aug-Sept
Preferring a rich but well-draining soil this “Queen of umbellifers” as E A Bowles called it, will delight in every way. The finely textured foliage grows up in layers, forming beautiful mounds of the softest green imaginable. In late summer, the ribbed stems which often have a reddish bronze blush, develop the elegant sheathed buds from which the white umbels emerge. A feast for the eye. Best planted between lower or medium sized neighbours so the full beauty of this plant can be appreciated. We have had some issues with slugs in the spring and black aphids in the summer which almost made us lose interest but we are sure glad we didn’t give up.

SENNA (*Caesalpinaceae*) **wild henna** **S.E. USA**
hebecarpa **Z6** yellow 180 cm x 100 cm ○ Aug-Sept
Native to Southeastern USA. Attractive, pinnate, bright green leaves are individually spaced along shrub-like, upright, yellow-green stems. The flowers appear in compact, upright clusters from the leaf axils along the top quarter of the stems. They are a warm golden colour and have conspicuous black anthers. A pretty, textural plant that deserves wider use. Slow to establish but easy and long-lived in a warm location, planted in regular garden soil.

SERRATULA (*Asteraceae*) **N. Spain - S. France**
seoanei **Z6** pur-pink 25 cm x 35 cm ○ Sept-Oct
A white sheep from the same family as the dreaded knapweed. Finely textured, pinnatisect (deeply cut), dark green leaves form a dense mass, growing from slowly spreading rhizomes. The foliage is stiff but not prickly to the touch. In summer, intensely branched stems develop, forming pointed, dark green buds at the tips. In early fall, the buds start to swell, and by the time the deciduous trees start to change colour, the plant is covered with small, purple-pink cornflowers. The stems and flower buds will dry up over winter and remain effective until the following spring. Plant in full sun, in any regular garden soil with the moisture retention of added compost, but ensure good drainage.



Sedum spurium ‘Tricolor’



Selinum tenuifolium



Selinum wallichianum



Senna hebecarpa



Serratula seoanei



Silene alpestris ‘Flore Pleno’

SILENE (Caryophyllaceae) C. Europe

alpestris
— 'Flore Pleno' Z4 white 20 cm – 5 cm x ~ O D April-May
A low, mat-forming, central European species with tiny grassy green, ground-hugging foliage. From mid to late spring, the mats are topped with wiry stems, carrying semi-double, open faced flowers, the flowering often carrying on into summer.

SILPHIUM (Asteraceae) rosinweed
The impressive height of these deep-rooting, long-lived prairie perennials makes them good candidates for the back of the border. With roots growing down to 6 meters (about 20 feet, and measured by whom?) and the ability to survive fires, these plants will resurface pretty much anywhere in the province. Make sure you site them right.

laciniatum Z3 yellow 300 cm + x 120 cm O Aug-Sept
Native to the once vast tall-grass prairies in Eastern and Central USA, this rough, bristly plant earned its common name, compass plant, because its large, up to 90-cm-long, deeply lobed basal leaves orient themselves in a north-south direction. This might have come in handy in those dusty days of horse and wagon. The thick, but often leaning stalks that arise are sparsely clothed with leaves of a smaller dimension but similarly lobed. The sunflower-like blooms appear on short, branched stems from the top leaf axils, and are up to 10 cm across, displaying nicely aligned rows of lemon-yellow ray flowers that surround the darker disc. The flowers are followed by attractive, Martian-like seeds.

mohrii Z4 yellow 180 cm x 80 cm O D Aug-Sept
The shortest rosinweed on offer with bold, lance-shaped foliage forming a clump from which the flower stalks rise up to eye-level, branching in the top part and displaying numerous pale yellow daisies for a long period of time in late summer. A bold complement to grasses like *Panicum* and *Schizachyrium*. This *Silphium* accepts lean, dry and rocky soils.

perfoliatum Z3 yellow 250 cm x 120 cm O D Aug-Sept
The common name, cup plant, refers to the opposite leaves that clasp the stem; in the upper pairs, they are attached to one another at the base to form a cup-like structure that actually gathers and holds water on rainy days. The plant forms dense, robust, vertical columns in the garden, with bold, entire, pointed leaves up to 30 cm long. This species starts to bloom in August, with flowers on single stems about 30 cm in length. The flower stems keep on branching for weeks, producing flowers in layers over the spent ones. Not for the timid or space-challenged gardener. Similar seed heads as the above species, resembling densely budded, flat-topped, green roses. **AGM**

terebinthinaceum Z3 yellow 300 cm x 120 cm O Aug-Sept
Huge basal leaves, like elongated elephant ears sprout up from the soil in a tidy 90 cm tall rosette. The towering, leafless stalks are topped in late summer and fall with clusters of small yellow sunflowers. Attractive in combination with grasses, short as well as tall ones, where the contrast works magic.


SMILACINA (Liliaceae) false Solomon's seal
racemosa Z4 white 80 cm x 90 cm O D ● May-June
(Syn. *Maianthemum racemosum*). A beautiful woodlander that, as we learned, performs well under all light conditions in the Pacific Northwest. Although some patience is required, false Solomon's seal will form impressive clumps of elegantly arching stems, clad with alternate, pointed leaves in which the veins are deeply impressed in a linear fashion. The tips of the stems carry frothy plumes of sweetly scented, creamy-white flowers that are unreliably followed by orange berries. Established plants are resistant to slugs and are extremely effective, architectural, foliar assets in the garden. Although full sun is tolerated, *Smilacina* seems to be most at home in dappled light in the woodland, or on the shady side of a home. Generally we offer divisions of our impressive specimen in the woodland. **AGM and GPP**



Silphium laciniatum



Silphium mohrii



Silphium perfoliatum



Silphium terebinthinaceum



Smilacina racemosa

SMYRNIUM (*Apiaceae*)
perfoliatum Z6 yellow 60 cm x 40 cm ◻ ● April-May

The flowers on this monocarpic, woodland species appear in small, rounded umbels atop sturdy, branched stems. The large, rounded, showy, bright yellow-green bracts appear only along flowering stems. The glossy, pinnate leaves appear in late winter, sprouting from a corm-like rootstock to form a low, spreading clump. The first few years after planting, only leaves arise and care should be taken not to pull these inadvertently. When the rootstock has built up enough reserves, flower stalks will appear in early to mid spring, creating early height and splendid chartreuse and acid-yellow waves throughout the woodland. The plants will soon die off and/or go dormant after blooming. Make sure to allow the plants to set and disperse seed, if you wish to increase your numbers. Grows well in any compost-enriched soil, under dappled light. Effective with *Lamium orvala*, *Epimedium*, *Lunaria rediviva* and *Geranium*.



Smyrniium perfoliatum

SOLDANELLA (*Primulaceae*)
villosa Z4 purple 30 cm x ~ ◻ ● Europe April-May

This primrose relative features evergreen, rounded leaves, up to 7 cm across, the stalks and undersides finely covered with hairs, which is especially prominent on the young leaves. In the spring, numerous purple bells with fringed petals dangle in the breeze. Very magical in the woodland. This species spreads slowly with short rhizomes to create a dense carpet. Flowering is more profuse in more light. Although still attractive in the meagre soil of our woodland, the density of the carpet is better and very effective in rich, moist soil.



Soldanella villosa




Solidago 'Little Lemon'

SOLIDAGO (*Asteraceae*) goldenrod
'Little Lemon' Z4 yellow 50 cm x 50 cm ◻ ◻ Aug

Irresistible pale yellow blossoms with slightly darker centers appear in dense sprays atop short and sturdy stems. Excellent for cutting and effectively combined with grasses like *Molinia caerulea* var. and *Calamagrostis*. Judging by the crowds of insects coming to feed, a great nectar plant as well.

'Strahlenkrone' Z4 yellow 60 cm x 50 cm ◻ ◻ Aug

'Crown of rays' would be the translation of the name of this German cultivar that displays masses of short, dense plumes on top of low, stocky stems. A tidy, non-invasive goldenrod that will flower only briefly but remains effective when the seeds turn silvery-gray.



Solidago 'Strahlenkrone'



Solidaster 'Lemore'

SOLIDASTER (*Asteraceae*)
'Lemore' Z5 yellow 70 cm x 50 cm ◻ Aug-Sept

A hybrid between *Aster* x *Solidago* that has resulted in a clumping plant with thin but sturdy stems, clad with narrow, lance-shaped leaves. The flowers are arranged in arching plumes that open up soft yellow, changing to sulphur-yellow as they age. Excellent in fresh flower arrangements and loved by bees and butterflies. **AGM**

SPIGELIA (*Loganiaceae*) indian pink S.E. U.S.
marilandica Z4 red/yell 40 cm x 30 cm ◻ July-Sept

After a period of experimenting (which meant, loosing plants) we have been quite successful with this striking wildflower from the Appalachian and Ozark mountains. On the west coast it performs best in a rich, moisture retentive soil in full sun. Indian pink will develop into a bushy plant from a dense crown, clad with lance-shaped, glossy leaves that grow in pairs up the stems. Initially the flowers appear in a terminal cluster (July). The red, pointy buds with distinct darker-red tips are neatly pleached. You would expect a large flower but only the tips peel back, exposing a yellow-green interior. After the terminal cluster is finished blooming, new flower stems will develop from the leaf axils lower down the stem, generating flowers later in the summer.



Spigelia marilandica

STACHYS (Lamiaceae) betony Europe-S.W. Asia

macrantha

— **'Morning Blush'** Z3 pink 40 cm x 45 cm ○▶ June-July
 Introduced by Jelitto Perennial Seeds in 2009. This betony is very similar to the form 'Robusta' but has large, white flowers with a pale pink blush. It is not as vigorous and the leaves are a brighter green. **AGM**

— **'Robusta'** Z3 purple 40 cm x 50 cm ○▶ June-July
 A great betony for the front of the border, where the vigorous clumps make a wonderful statement in late spring and early summer with their 3 to 5 cm long, tubular, purple-pink flowers in pseudo-whorls along sturdy, short, open racemes. The tomentose, crenulated, grassy-green leaves have a heart-shaped base. Somehow, the flowers seem to outsize the overall dimensions of the plant, completely hiding the greens when in full bloom. **AGM**

minima Z5 purple 15 cm x 25 cm ○▶ June-July

If you like small, this betony is for you. A very tidy, compact plant with a low, ground-hugging clump of attractively scalloped foliage that has a pleasant gloss. In late spring and early summer, a profuse number of short spikes sprouts from the centers of the clumps, displaying pleasant purple flowers, which, like its other family members, are loved by bees.

officinalis Z5 purple 80 cm x 50 cm ○ June-July

These excellent, sturdy and tidy border plants are much underused. This species forms upright clumps of branched, square stems that display the small but profuse flowers in dense, compact racemes at the ends. All forms are true magnets for nectar junkies. Remarkable indeed is the structural strength of the stems and seed pods, which will effectively dry on the plant and remain upright and intact until the following spring. The plants that we offer are propagules from a lovely, robust, dark-flowered selection. Some self-seeding can occur under favourable conditions. Provide the species and the following selections with a moisture-retentive soil. All plants in this group are avoided by rabbits.


— **'Cotton Candy'** Z5 pink 80 cm x 50 cm ○ June-July
 The blossoms have a pale pink exterior and a hot pink interior, creating a lively two-tone effect.

— **'Hummelo'** Z5 (Z4) purple 80 cm x 50 cm ○ June-July
 "Hummels" are German bumblebees and they and their friends sure count this selection by Ernst Pagel among their favourite nectar stations. Just as reliable and long-lasting as the other forms, only a different shade of lilac-purple. **PPA (2019)**


— **'Nivea'** Z5 white 45 cm x 40 cm ○ June-July
 Differing from *Stachys o. 'Alba'* in being about half the size. Suspicion is that this plant is of a hybrid origin. The flowers sometimes show the palest pink at their base.

— **'Rosea'** Z5 pink 80 cm x 50 cm ○ June-July
 Dense, pale pink pokers are displayed in great quantity atop sturdy stems, clothed in grayish-green foliage.

— **'Spitzweg'** Z5 pink 80 cm x 50 cm ○ June-July
 The pale pink spikes terminate in a green tip.



Stachys macrantha
'Morning Blush'



Stachys macrantha
'Robusta'



Stachys minima




Stachys officinalis




Stachys officinalis
'Cotton Candy'




Stachys officinalis
'Hummelo'



Stachys officinalis
'Nivea'



Stachys officinalis
'Rosea'



Stachys officinalis
'Spitzweg'

STROBILANTHES (Acanthaceae) Himalayas

atropurpureus Z6 purple 150 cm x 80 cm ○ Aug-Oct

Large, opposite, nettle-like, soft green leaves grow along square, upright stems. A tall plant that looks green and healthy but rather inconspicuous until late summer and early fall, when the dark purple-blue flowers appear in open panicles from the upper leaf axils and tops of the stems. The flowers stand up like little tubas. Its sturdy habit and late flowering season make this species an attractive partner for summer and fall-flowering grasses, like *Miscanthus*, *Molinia*, and *Panicum*, as well as other perennials, like fall anemones and *Persicaria amplexicaule*.



Strobilanthes atropurpureus

STYLOPHORUM (*Papaveraceae*) **woodland poppy**
diphylum **Z5 (3) yellow 50 cm x 50 cm** ◐ ● **May-Aug**

Native to Eastern USA, where it occupies moisture-retentive, average soils along woodland edges and in clearings. The pinnatifid leaves emerge beautifully, covered with silvery hairs that hold onto drops of rain and dew. The leaves unfold and form a lush clump, which from mid spring onward is topped with leafy stems bearing clusters of semi-nodding, poppy-like, deep yellow flowers, about 5 cm across, spreading happiness through the woodland garden. The long, skinny seed pods are arching to pendulous, and under favourable conditions you will find some "juniors" scattered around. Delightful in combination with *Brunnera*, *Omphalodes*, *Trillium*, *Anemone nemorosa*, ferns and *Luzula sylvatica*.

lasiocarpum **Z5 (3) yellow 60 cm x 50 cm** ○ ◐ ● **May-Aug**

As in the previous species, the roots and stems contain a rust-coloured juice, which is typical of many members of the poppy family, the juice staining your hands quite nicely when you take on the job of thinning them out. The lobes of the pinnatifid leaves are more elongated and sharply pointed than the previous species, and the overall look is a bit looser. Similar bright yellow flowers appear in clusters of 4 to 5 on top of the stems. The long, bean-like, shaggy seed pods are perfectly vertical and add quite a nice touch after the flowering tapers off. This species has seeded itself abundantly around one of our entry structures in the crusher fines, hugging the old barn boards on all sides, and judging by its vigour, truly enjoying the various exposures. This is, as with many woodlanders of Eastern USA, the Asian counterpart, native to Central and Eastern China.



Stylophorum diphylum



Stylophorum lasiocarpum

SUCCISA (*Dipsacaceae*) **devil's bit** **Europe, Caucasus, Siberia**
pratensis

— **'Alba'** **Z3 white 35 cm x 35 cm** ○ **July-Sep**

This is an attractive dwarf form that, along with the following selection, we originally received from Iceland. The sturdy, multi-branched stems form a short and dense plant with a rounded outline, smothered with milk-white buttons from midsummer until early fall.

— **'Dwarf Form'** **Z3 lilac 35 cm x 35 cm** ○ **July-Sep**

The same compact character but with lilac-blue flowers. Both dwarf forms are excellent subjects for the rockery, the front of a sunny border or a bee garden.



Succisa pratensis 'Alba'



Succisa pratensis 'Dwarf Form'

SYMPHYOTRICHUM (*Asteraceae*) **michaelmas daisy**
'Anja's Choice' **Z4 lilac-rose 120 cm x 60 cm** ○ **Sept-Oct**

Selected by Piet Oudolf at the former Oudolf nursery in Holland. Named after Piet's dear wife and our dear friend Anja. A very good aster with an excellent, sturdy habit. The flowers, white in colour and tinged with a lilac-rose dusting, have a wonderfully woolly look.

'Coombe Fishacre' **Z4 lilac 80 cm x 70 cm** ○ **Sept-Oct**

A well behaved clumping and upright Aster with finely textured foliage and clouds of lilac flowers in the fall. The foliage looks good throughout the growing season and the blossoms die well, lending interest with their seed heads late into fall.

'F.S. Princessa' **Z4 white 100 cm x 70 cm** ○ **Sept-Oct**


A seedling found here at the nursery from A. 'Anja's Choice' that we have monitored for some years. A fine plant with a compact growth habit. It's smothered in late summer and fall with small, yellow-centered, bright white flowers. The discs take on a reddish colour as they mature, creating a lively contrast.

'Herfstweelde' **Z4 blue 140 cm x 80 cm** ○ **Sept-Oct**

(Translated: 'Autumn Wealth') Luminous lavender-blue blossoms with yellow stamens smother the plants in late summer and fall. Although clumping in habit, this form will cover quite a bit of real estate with its arching branches and might possibly need help from one of our plant supports or a few sturdy neighbours.



Symphyotrichum 'Anja's Choice'



Symphyotrichum 'Coombe Fishacre'



Symphyotrichum 'F.S. Princessa'



Symphyotrichum 'Herfstweelde'

lateriflorum

- **'Horizontalis'** Z4 white 60 cm x 50 cm ○ Sept-Oct
A very compact aster with a laterally branching habit, creating a dense little bushlet that maintains its stature for most of the winter. The finely textured, reddish-brown leaves form an excellent backdrop for the froth of tiny, whitish flowers, each centered with a disc of bronze stamens. Excellent for the front of the border, between grasses and with *Perovskia*. **AGM**
- **'Lady in Black'** Z4 white 140 cm x 90 cm ○ Sept-Oct
The flowers on this tightly clumping selection are the same as in the above form but the plant is a lot taller and more open, and the flower branches arch elegantly without needing any support. A superb aster for the middle and back of the border.
- **'Prince'** Z4 white 60 cm x 50 cm ○ Sept-Oct
Very much like *A. lateriflorus* 'Horizontalis' but with even darker leaves that maintain their colour throughout the summer. **GPP**
- 'Little Carlow'** Z4 blue 120 cm x 80 cm ○ Sept-Oct
Elegant plumes dotted with masses of medium-sized, violet-blue flowers create a wave of excitement in the fall border. **AGM**

novae-angliae

- **'Violetta'** Z5 purple 140 cm x 90 cm ○ Sept-Oct
Plants bear numerous, saturated deep-purple flowers, about 2½ cm in diameter, with a warm-yellow disc of stamens in the center. Wonderful when covered with morning dew. Might need support in the first year but will firm up in the following years.

oblongifolium

- **'Raydon's Favorite'** Z4 lav-blue 100 cm x ~ ○ Aug-Sept
This aster is quite shrubby in appearance and stands upright without any help. It will form a nice patch over time and I find its flowering pattern most remarkable. Unlike other asters that we grow, the flowers on this selection appear randomly, never smothering the plant, resulting in a more subdued colour effect. It is great in quiet plantings, surrounded by green grasses, *Amsonia* or *Baptisia*. Named the 2016 Plant of the Year by The Garden Club of America.

- 'Ochtendgloren'** Z4 pink 150 cm x 100 cm ○ Sept-Nov

Clouds of pale pink flowers on tall and sturdy, but elegant, stems. As with many colourful asters, the colour of the buds is a lot richer in tone. **AGM**

- 'Oktoberlicht'** Z4 white 160 cm x 150 cm ○ Sept-Nov

The tall, lax stems are clothed in medium-sized, pure white flowers with a pretty yellow disc of stamens that fades to reddish-brown. Requires space. Also an Oudolf introduction.

- 'Pink Star'** Z4 pink 120 cm x 80 cm ○ Sept-Oct

This sturdy, upright form has enhanced our fall border for years, teamed up with *Actaea simplex* var. *matsamurae* 'White Pearl', the straw-coloured inflorescence of *Calamagrostis* x *acutiflora* 'Overdam' and the seed heads of the structural *Monarda* 'Donnerwolke'.




Symphyotrichum lateriflorum
'Horizontalis'



Symphyotrichum lateriflorum
'Lady in Black'




Symphyotrichum lateriflorum
'Prince'




Symphyotrichum 'Little Carlow'



Symphyotrichum novae-angliae
'Violetta'



Symphyotrichum oblongifolium
'Raydon's Favorite'



Symphyotrichum
'Ochtendgloren'



Symphyotrichum 'Oktoberlicht'



Symphyotrichum 'Pink Star'


SYNEILESIS

(Asteraceae)

Japan, Korea

- aconitifolia** Z5 grey 80 cm – 40 cm x ~ ▶● June-July

There's nothing like it, when in springtime, white, furry, mushroom-like buds, sprout from the cool, black soil. They emerge clean and cuddly and soon will unfold the narrow leaflets that initially droop down along the stems as the buds push upwards. The fuzz will wear off somewhat as the leaves mature, but the narrow leaflets create finely textured umbrella's resembling those of *Helleborus multifidus* ssp. *hercegovinus*. The emerging foliage is also quite appealing to slugs, so, be the first.... The small, ashen flowers are daisy-like and appear in clusters atop strongly vertical stems. Although spreading in habit, not a nuisance by any means. Plant in a nutrient rich, moisture retentive soil. Attractive with spring bloomers like *chrysplenium alternifolium* and *Cardamine pentaphylla*.



Syneilesis aconitifolia

palmata **Z5** **grey** **80 cm – 40 cm x ~** **▶ ●** **June-July**

Similar to *S. aconitifolia* but we find the leaflets to be wider and the edges have more irregular serrations. A beautiful foliage plant, competing in looks with our finest hellebores. Most impressive when grown in a rich, moisture retentive soil.

— **'Bold Form'** **Z5** **grey** **120 cm – 60 cm x ~** **▶ ●** **June-July**

Larger in all aspects, creating a lush and bold clump in rich soil. The leaves can reach over 30 cm in diameter.

— **'Kikko'** **Z5** **grey** **80 cm – 40 cm x ~** **▶ ●** **June-July**

The emerging leaves are covered in green islets surrounded by creamy yellow "water". This wild patterning lasts for a few weeks in the spring before the yellow fades to a light green and subtly blends with the islets. We occasionally offer another form on our collector's shelf: *Syneilesis* **'Golden Samurai'**, a slight improvement introduced by Lyle Courtice, in which the wild patterning persists longer and the fading is less severe.



Syneilesis palmata



Syneilesis palmata 'Bold Form'

TANACETUM **(Asteraceae)**

macrophyllum **Z5** **cream** **150 cm x 150 cm** **○ ▶** **June-July**

In looks, this very much resembles its close relative millefoil (*Achillea*), but in extraordinary proportions. This plant gobbles up quite a bit of space and its naturalistic character is best displayed in a sunny or semi-shaded position, mixed with other, larger plants like *Macleaya*, *Phlox*, *Molinia arundinacea* and *Iris*, or in front of larger shrubbery. When kept out of the hot afternoon sun, the flowers won't fade as fast. The flowers are packed together in dense, horizontal, saucer-shaped heads on top of sturdy stalks that are richly clothed in pinnatifid, dark green foliage. The creamy colour fades to grayish-white, and over the course of summer the seeds turn a pretty walnut-brown, persisting deep into winter. Extremely drought tolerant. Self-seeds mildly when happy.



Syneilesis palmata 'Kikko'



Tanacetum macrophyllum

TEUCRIUM

hircanicum **Z5** **purple** **60 cm x 30 cm** **○** **July-Oct**

Native to the Caucasus where, in certain areas, it lines the roads with its exceedingly long spires that flower for a long time from summer onwards. These drought-tolerant plants grow stiffly upright, creating a perfect vertical effect in the border. We let this plant self-seed a bit without negative consequences—it gently weaves its way around its neighbours. When finished blooming, the spikes turn an attractive orangy-brown and can be used as such in flower arrangements. Left outside, they will persist deep into winter.

THALICTRUM **(Ranunculaceae)** **meadow rue**

Meadowrue represents a genus of variable and colourful plants that easily blend into any perennial and mixed planting. The great variety in height, exposure requirements, colour and flowering time, makes for a very useful and adaptable genus. Most plants fare well in any regular garden soil that is amended with some compost to increase the moisture-retaining abilities of the soil in summer, and all appreciate some additional summer watering. The common thread in the genus is the exceptional foliage, softly textured, fine and fern-like, or coarser in appearance, but attractive from early spring and often throughout the growing season. Leaves can vary in colour from steely blue to glossy green and a number of species display excellent fall colours as a bonus. The flowers of *Thalictrum* lack petals, but in a number of forms, sepals have developed to some extent. The effect of the flowers is mostly created by copious, fluffy bundles of stamens that can be attractively coloured. We found some species to be dioecious (with male and female flowers on separate plants). Though few of the forms offered deserve "solitary status," most are very effective in smaller or larger groupings, adding airiness and contrasting texture with their foliage and flowers. All the taller species and selections need a few years to reach maturity, so be patient and allow for future expansion. The development of seed can be very attractive in some of the species and these can be used in flower arrangements (this is sometimes the best choice in order to prevent a rue invasion). Some of the taller species form thick and sturdy stalks that remain effective into winter. All seem free of disease, and only the dwarf *T. kiusianum* is considered a delicacy by our non-valued slug population.



Teucrium hircanicum

aquilegifolium

— **'Album'** Z4 (3) white 150 cm x 75 cm ○ D C. Europe May-June

Fluffy, pure white heads appear on sturdy stems above clumps of apple-green foliage. The stalks of our offering have a distinct purple-brown flush. This is a male form, so it doesn't set seed, and thus it does not pose a threat to tidy gardeners. The disadvantage is that the plants will not look as attractive going into summer, since the stems will start to die off as they don't need to put energy into developing and ripening seed. For that reason, this is best used in the back of the border where other plants can obscure its appearance in summer and fall. Or simply cut the flower stalks back to the ground and let the neighbours move in.

— **'Nimbus White'** Z4 white 120 cm x 50 cm ○ D April-May

A shorter more compact selection with dark mahogany coloured stems which colour best in direct sun. Dense and lightly fragrant heads of frothy white stamens top the stalks in closely packed clusters in mid spring.

'Black Stockings' Z4 purple 160 cm x 70 cm ○ D May-June

Leaves like *T. rochebruneanum*, flowers like *T. aquilegifolium*. Deep purple, fluffy flowers on tall, mahogany-flushed stems. Sturdy and attractive with plants like *Aruncus*. Other bonuses include, no seed-set and not affected by aphids. Most impressive show in a nutrient-rich soil. **AGM**

delavayi Z5 (3) lilac 170 cm x 60 cm ○ D July-Sept

(Syn. *T. dipterocephalum*). A lovely, fine, open-textured, summer-flowering *Thalictrum* that forms finely branched, triangular panicles, with each tip ending in a pendulous, 1-cm-long, rounded cluster of yellow stamens surrounded by small, obtuse, lavender-lilac sepals that are almost equally as long as the stamens. The small, 3-5 lobed leaves, up to 2.5 cm across, are green with a slight bluish cast. Let this beautiful plant's slender stems rise up singularly or in small, clustered groups, allowing it to perform its magic between *Veronicastrum*, *Echinacea*, *Echinops*, *Monarda*, roses, *Stipa*, *Panicum* and just about any other medium to tall, sturdy neighbour. **AGM**

There is a double flowered form called *T. delavayi* 'Hewitt's Double' in which the stamens have developed into dense pompons of sepals, creating an effect similar to baby's breath. This selection has proven weak and short-lived in our gardens.

— **'Album'** Z5 (3) white 170 cm x 60 cm ○ D July-Sept

The pure white form of the western Chinese species, this sports beautiful, eggshell, apple-green foliage that is a perfect backdrop for the copious flowers with white sepals and yellow stamens. As with the species, this clumps very slowly, usually sending up only one to three stems as a mature plant. Seed production in the white form is exasperatingly low.

— **var. decorum** Z5 (3) lav/yel 180 cm x 75 cm ○ D ● June-Sept

(Syn. *T. finetii*). We were proud to be the first to introduce this species, back in 1998, to Canadian horticulture. We received seed in 1996 that came back with P. Jones, who had joined an expedition to Yunnan Province, China, and we were impressed with its appearance right from the start. This spectacular rue, which we have dubbed "fairy-rue," reflects the ultimate in fairy-like plants. It has captured us with its elegance, charm and outstanding floral display. The overall habit resembles that of the species but the leaves are even smaller and have a decidedly gray-blue cast, and the leaf stalks are attached to the purple-flushed stems with an attractive, frilly, papery white, sheathing base. The multitude of pendulous, lavender-purple flower buds develop in open, finely branched, triangular panicles. They resemble inflated balloons, and when the slender, pointed sepals with elegant, recurved tips finally peel back to expose the yellow boss of stamens, the effect is simply stunning.

Throughout summer and fall, new panicles are formed from the leaf axils, moving the flowers lower down into the plant and extending the season into early October. In fall, the leaves turn attractive yellows and orangy-browns. If you grow this fairy-rue in full sun and a rich soil, it will form denser panicles, multiple stems and slightly coarser foliage. In dappled light or part sun, and average but moisture-retentive soil, the plant will be either single-stemmed or double-stemmed, even after five or six years, and have a more open and, in our opinion, more elegant and fitting appearance.




Thalictrum aquilegifolium 'Album'



Thalictrum aquilegifolium 'Nimbus White'




Thalictrum 'Black Stockings'



Thalictrum delavayi



Thalictrum delavayi 'Album'



Thalictrum delavayi var *decorum*

Be aware that, often, this plant does not break dormancy until mid May (when *T. aquilegifolium* is almost in bloom), so make sure to mark the spot in spring or clip the spent stalks back to 25 cm. The old stalk is replaced by a brand new bud, and is easily pulled out in the spring, (the old stalk, not the bud, that is), making you believe you have just pulled up the entire plant. Relax, it will be all right, Asparagus-like spears will soon appear at an incredible pace and show the first blossoms within 3 to 4 weeks. Did I mention the excellent quality of this plant as a cut flower, even in the heat of summer?

diffusiflorum **Z4 lavender** **100 cm x 50 cm** **●● June-Aug**

Delicately textured, blue-grey foliage, creating a airy mass. In late spring and early summer the finely branched stems feature open panicles with large, wide-petalled, lavender-purple coloured flowers with a full, yellow boss of stamens. Each flower can be up to 3 cm across. Great at the edge of the woodland, combined with *Saruma*, *Gillenia stipulata*, and *Astilbe* sp.

'Elin' **Z5 (3) mauve** **300 cm x 80 cm** **○ June-July**

Discovered by the Swedish Rune Bengtsson, this hybrid *Thalictrum* probably resulted from a cross between *T. rochebrunianum* and *T. flavum* ssp. *glaucum*. 'Elin' is our tallest rue, the stiff upright stalks easily reaching 300 cm at a rate no other plant in our garden can match. I assume the height was not the deciding factor when Rune named this after his mother. One can almost watch it grow. The tall, leader-like stalks reach a diameter of almost 4 cm at the base. Although tall, the plant only requires a moderate space at ground level. Glauccous-gray leaves spring energetically from the cool spring soil, surrounding the central bud. The prominently veined leaves are well spaced along the stems, getting smaller as they reach the top third where side branches start to form. The result is incredible: 90-by--70-cm clouds of pale lilac-sepaled flowers with yellow stamens, creating an almost downy appearance from a distance. In the fall you will be surprised by its brilliant golden foliage and the skeletal remains will be effective deep into winter. 'Elin' will slowly clump up after a few years of settling in and will be a long lived and low maintenance addition to the garden. One more thing, it stands solid as a house. We have never had this flop in sunny locations, making it also useful as a summer screen. **AGM**

ichangense **Z4 (3) pink** **20 cm - 25 cm x ~** **●● May-Aug**

(Syn. *T. coreanum*). Nicely spreading by underground rhizomes, this species forms a dense carpet with loonie-sized, rounded, shallowly lobed, peltate leaves that have a pinkish-bronze flush to them when young. As the stiff-to-the-touch, slightly puckered leaves age, they fade to deep green with attractive pale green venation patterns that become brightest at the point where the stem attaches beneath the leaf. There are usually three leaves to a stem and the small, fluffy, pale pink flowers appear in small, open panicles from early to mid summer, slightly between and above the foliage. Grows well in compost-amended soils, in dappled light, with some additional summer watering. A great rue to grow between *Helleborus*, *Podophyllum*, *Primula* and ferns.

— **'Evening Star'** **Z6 lilac** **25 cm x 30 cm** **●● May-Oct**


This recent introduction offers burgundy flushed foliage with variable, silver marbling along the centers of the leaflets. A very attractive, small plant for a special spot in the shade garden. Unlike the species, this selection is strictly clumping and is slow to develop but well worth the wait! The same fluffy, lilac flowers appear on short wiry stems but over a much longer period of time. Attractive with other candy like *Trillium*, *Paris*, *Blechnum penna-marina* 'Cristata', *Hepatica*. Some years ago we brought a very similar form *T. i.* 'Purple Marble' back from Europe. The latter seems to have a more "webbed" marbling. The plants on offer are a mix of both forms.

isopyroides **Z4 (3) yel-gre** **55 cm x 40 cm** **○●● April-May**


Maidenhair fern-like foliage forms a metallic blue-green mound early in the spring, which is quickly followed by thin flower stems that carry loose clusters of pendant, yellow-green stamens. The flowers often go unnoticed by visitors to the garden, who will at the same time remark on the foliage. This rue made the rounds for a while as "*T. sp. Afghanistan*" and it is still occasionally offered in catalogues under that name. It is best used in small groups and has adapted itself, with the right attitude, to many different exposures and soil types in our garden. The foliage combines wonderfully well with *Epimedium*, *Cardamine*, *Asarum*, *Pulmonaria* and ferns.



Thalictrum diffusiflorum



Thalictrum 'Elin'



Thalictrum ichangense



Thalictrum ichangense 'Evening Star'



Thalictrum isopyroides

lucidum **Z4** **yellow** **200 cm x 80 cm** **○** **June-July**
 Dense, elongated, acid-yellow plumes, consisting of clusters of standing bundles of stamens atop sturdy, upright stems that are densely clothed in attractive, narrow, shiny leaflets. A grouping of this rue will create a band of colour from a distance, since the plumes all occupy the same level. After flowering, *T. lucidum* remains interesting with its foliage, the setting of its seed, and a yellowish fall colouring at the end of the season. Beautiful in groupings with *Sanguisorba menziesii*, *Aconitum napellus* 'Bergfürst' and ornamental grasses. This native of Central and Eastern Europe prefers a moisture-retentive soil.



Thalictrum lucidum



Thalictrum minus 'Adiantifolium'

minus
 — **'Adiantifolium'** **Z4 (3)** **yel-gre** **40 cm x 40 cm** **●●** **May-June**
 At first glance, it seems the same as *T. isopyroides*, but a second look reveals a more compact growth, rather gray-green foliage and, in flower, some bronze colouring on the stamens. The flowers appear on shorter stems and the flowers seem more widely spaced in the panicles. A beautiful, small rue.

polygamum **Z5** **yel-white** **220 cm x 80cm** **○●** **June-July**
 (Syn. *T. pubescens*). A basketball player-sized, dioecious species native to Eastern North America and best in the back of the border where it will score with its tall, open-branched stems that create a cloud-like effect with numerous round, fluffy stamen clusters. Sturdy, and remains attractive and effective into winter.




Thalictrum polygamum



Thalictrum rochebruneanum

rochebruneanum **Z5** **lilac** **180 cm x 75 cm** **○●** **June-July**
 Columbine-like, smoky purple gray-flushed foliage emerges well-spaced along leader-like, glaucous-purple stems in spring. This Japanese species creates a sort of "mini-tree" effect with its balanced branching and sturdy, visible structure. Flowering is not as profuse as in some of the other species, but the small, individual blossoms, with lilac-purple sepals and a pendant boss of yellow stamens, are evenly distributed along the branches and appear to be floating. Provide *T. rochebruneanum* with a rich, moisture-retentive soil and watch this regal plant develop. Attractive in groups as well as for occasional filler accents in borders, adding distinguished looseness to the planting. This rue is planted close to our breakfast nook and every year it serves as a perch and sugar fix for our resident hummingbirds. **AGM**

sp. PJ184-97 **Z5** **yellow** **150 cm x 60 cm** **○●** **June-July**
 This species was brought back from the same China expedition as *T. delavayi* var. *decorum* (*T. finetii*). It forms loose clumps seemingly spreading with short rhizomes and sending up stems that carry gray-green, well spaced, finely textured leaves. The small and fluffy, pale yellow flowers appear in loose, branched panicles from the leaf axils in the top portion of the stems.




Thalictrum 'Splendide'


'Splendide' **Z5 (3)** **lilac** **170 cm x 60 cm** **○●** **July-Sept**
 We don't sell many plants that by definition require staking so there should be a very good reason to list one. Well, here it is: The sheer multitude of flowers appearing in large airy clouds combined with a stamina that leaves you in wonder are just about enough and on top of that there's its admirable performance in freshly cut bouquets. The only challenge with the latter is to untangle a few cut stems from the crowd.

'Splendide White' **Z5 (3)** **white** **170 cm x 60 cm** **○●** **July-Sept**
 Pure white bliss with the same impressive qualities as the foregoing. **AGM**

tuberosum **Z5** **white** **40 cm x 25 cm** **○●** **May-June**
 A small rue with tuberous roots, native to the Pyrenees and eastern Spain. In the spring a small mound of blue-green, columbine-like leaves is formed from which a number of lax stems will grow. They are topped with little clusters of inflated, pearl-like buds that open up to display surprisingly large, wide-petaled, pure white flowers with a full boss of yellow stamens. One of the largest flowered rue's in our collection. This rue likes to be tucked into a well drained rockery.



Thalictrum 'Splendide White'



Thalictrum tuberosum

TIARELLA (Saxifragaceae) foamflower
cordifolia

— ‘Eco Running Tapestry’ Z5 white 25 cm x ~~~ ▶● May-June
 Running is the key-word here. Only to be commended for the privileged ones with lots of woodland to fill. Attractively mottled leaves sprout from long runners that hug the surface. In the first year, usually only vegetative growth. In the second year, the leaf-axils will sprout upright candles with frothy, creamy-white flowers which can light up the forest floor in the bright, dappled light under maples or highly limbed up evergreens. This selection was made from the heartleaf foamflower, native to the Appalachians where the sheer mass of its flowers in combination with plants like *Phlox stolonifera* and various *Trillium* make one’s jaw drop.

trifoliata Z5 (3) white 25 cm x 30 cm ▶● June-Aug
 All foamflowers are excellent fillers and carpeters in the woodland garden, and in the wild this species can be found under the lush canopy of the mixed West Coast rainforests. This BC native is clump-forming and possesses semi-evergreen, tripartite leaves that are coarsely toothed. The little flowers appear in small clusters along thin, wiry stems. Since they are well-spaced, one needs a quantity of them to make an impact, and applied in groups, this species can meander between woodland phlox, *Sanguinaria*, *Convallaria*, *Primula*, *Epimedium*, *Dicentra*, *Brunnera*, and so on. They will tolerate quite a bit of shade and we find them quite drought-tolerant once established. This species might not be as showy as most *Tiarellas*, but it has a quiet, understated beauty and comes into flower when the named varieties start to taper off, continuing well into summer.

wherryi Z5 (3) white 30 cm x 30 cm ▶● May-Aug
 A nicely clumping species with dense, terminal, frothy plumes consisting of many tiny, creamy-white flowers. Excellent in smaller and larger groups, even as a groundcover between shrubs, species peonies, *Helleborus*, *Dicentra*, *Phlox* and *Epimedium*. Semi-evergreen foliage, often with bronze markings in winter. **AGM**



Tiarella cordifolia ‘Eco Running Tapestry’



Tiarella trifoliata



Tiarella wherryi



Trachystemon orientalis

TRACHYSTEMON (Boraginaceae) Asia Minor, Caucasus, Syria
orientalis Z5 blue 40 cm x 90 cm ▶● April-May

One of the leafiest plants at ground level that we grow. Large, up to 50 cm long and 25 cm wide, pointed, ovate basal leaves with a cordate (heart-shaped) base, on petioles up to 25 cm long. The leaves are roughly hairy and grow from a thick, shallow, traveling rhizome. Stout flower stalks emerge from the cool, late winter soil just before the leaves start to appear. The flowers appear along short, arched, lateral stems off the main stalk. They are small and pendulous, starting off violet-blue and aging to a dark sky-blue, with linear, strongly recurved petals that surround the protruding boss of stamens. Excellent as a bold, seasonal groundcover in shady environments. This species is not picky about soil conditions and has impressed us with good results in our dryish woodland, encouraged with some additional summer watering.

TRAUTVETTARIA (Ranunculaceae) false bugbane, tassel rue
caroliniensis Z5 white 150 cm - 45 cm x ~~~ ○▶ June-July

Years ago, we encountered small stands of *T. caroliniensis* while exploring some caves near Tahsis on Vancouver Island. I recognized it immediately from my earlier encounters in North Carolina. Under optimal conditions: humus rich, moisture-retentive soil in dappled light, this will form an impressive groundcover with umbrella-like leaves up to about 50 cm. across. The flower stalks rise up to chest-height and carry loose clusters of white tassel-like blossoms. Do not plant this if you have limited space.




Trautvettaria caroliniensis

— **var. japonica** **Z5** **white** **150 cm - 45 cm x ~~~** **○ D** **June-July**
 Both species seem identical and like the NA species, the Japanese variant is vigorous and will send up new rosettes along the white, stringy roots. Colonizing in habit so be aware and only plant this where it can and will travel far and wide. The leaves are large, up to 40 cm across with deeply divided, pointed, toothed lobes. The flower stems rise up to 150 cm displaying white blossoms, looking not unlike the staminoid flowers of *Thalictrum aquilegifolium* but with a bright green dot in the center. A moist and humus-rich soil will reward you with the boldest leaves, the tallest flower stems and yes, the greatest vigour.

fonticalcareia **Z5** **white** **120 cm – 60 cm x 90 cm** **○ D** **June-July**
 It is not often we can introduce a species which was only recently discovered in the USA. Officially described at the beginning of 2018 this species was found to be “confined to a peculiar and rare calcareous seepage habitat in Tennessee”. We have grown it in large containers for about 5 years, not knowing if it had the same spreading tendencies of the previous species. Just in the fall of 2018 we released it into our gardens, since we did NOT see any roots peek through the drain holes in the containers on which new plants started to grow. A good sign. The plant has had our close attention ever since. The largest leaves were produced in our containers and were up to 15 cm across, shallowly lobed, a bit star-like in outline, glossy deep green in colour and with a definite leathery texture which seems to keep slugs and snails at bay. The individual leaves take on a near cup-like look. The plant has made for a striking foliar display on our deck during the summer months. The blossoms are very similar to the other tassel rues. We expect this plant to become larger in all parts with its newly allowed freedom. Sofar we have not added any lime to our acidic soils but with our current knowledge we will be experimenting with the containerized plants. Be prepared to wait a few years for them to mature.



Trautvettaria caroliniensis var. *japonica*



Trautvettaria fonticalcareia in flower



Trautvettaria fonticalcareia foliage




Tricyrtis formosana 'Dark Beauty'

TRICYRTIS (*Liliaceae*) **toad lily**

formosana
 — **'Dark Beauty'** **Z5** **white/pur** **90 cm x ~~~** **D ●** **Sept-Oct**
 Differing from the following selection by a heavier spotting on the flowers but especially a greater vigour, spreading to about 80cm across in two years The leaves are also larger, lush and glossy dark green. The late exotic looking floral display is a real treat. Appreciates a moisture retentive, humus rich soil.

— **'Purple Beauty'** **Z5** **white/pur** **80 cm x 80 cm** **D ●** **Sept-Oct**
 Toad lily, or poor man's orchid, inhabits moist, rich soils in the shady forests of Taiwan. The flowering stems arise from succulent white rhizomes that form delightful patches over time. The veins are nicely impressed on the alternate, pointed, dark green leaves that surround the stem. In late summer, the stalks start to branch out and display one or two standing, tomentose, berry-like, maroon flower buds at the tips. The narrow, linear bracts break away and show off the attractive purplish-red mottled insides. This is a particularly good, sturdy and dark colour form.

'Tojen' **Z5** **lav/whi** **80 cm x 80 cm** **D ●** **Sept-Oct**
 The white, blushed with lavender, unspotted flowers have a yellow throat. They appear in terminal clusters from late summer onwards. The corrugated leaves are bright green and maintain a healthy appearance throughout summer. **GPP**



Tricyrtis formosana 'Purple Beauty'



Tricyrtis 'Trojen'

TRIENTALIS (*Primulaceae*) **broad-leaved starflower** **W. North America**

latifolia **Z5** **pale-pink** **25 cm x ~** **D ●** **May-June**
 Indian potato is another name for this delightful woodland sprite, referring to the tiny, potato-like tubers which were harvested for consumption by the coastal tribes. These tubers give rise to wiry stems which carry a whorl of 3-7 leaves, each up to 10 cm long. From the center of the whorl 1 to 3 short stems develop with a terminal, usually 6-petaled, star-shaped flower. Given a bit of time, a handsome groundcover for the open woodland. Although deciduous, this partners well with evergreen ferns, *Cyclamen*, *Smilacina*, and *Polygonatum*.



Trientalis latifolia

- TRIFOLIUM** (*Fabaceae*) **clover**
- ochroleucum** **Z5** **yellow** **70 cm x 60 cm** ○ **June-July**
 A clump-forming European species with upright stems, clad in well-spaced, trifoliate leaves, and terminating in stubby, fuzzy, frosty-yellow tails. A non-invasive species that is best planted in a sunny, rather dry position.
- rubens** **Z5** **red** **45 cm x 45 cm** ○ **July-Aug**
 Also clumping, but denser in leaf, with rosy-red bunny tails on top of shorter, laxer stems. Full sun and a well-draining soil will result in the best specimens. Attractive plant for more natural plantings.
- **'Frosty Feathers'** **Z5** **white** **45 cm x 45 cm** ○ **July-Aug**
 Pure white blossoms poking out from the silvery-grey tails.
- **'Peach Pink'** **Z5** **salmon** **45 cm x 45 cm** ○ **July-Aug**
 Attractive, pale, salmon-coloured flowers open from silvery, fuzzy buds.



Trifolium ochroleucum



Trifolium rubens

TRILLIUM (*Liliaceae*) **toadshade, wakerobin, birthroot, trinity flower**

Trillium species are predominantly native to North America, with a few exceptions that call Asia their home. We consider these outstanding and long-lived plants to be the butterflies of the deciduous woodland. Although it can take up to eight years to see the first flower appear from seed-propagated plants, they will usually reward you for your patience from there on in. Some forms tend to clump up more easily than others, even within a species. The clumps might still generate one or two stems after many years of reaching flowering size. Although growing in woods in the wild, toadshades perform best with plenty of sun in late winter and early spring, when their three leaves emerge from the ground, and they will appreciate a rich, compost-enriched, neutral soil that drains well. Avoid the application of fertilizers in spring, to avoid burning the buds that are just pushing up. There's only one thing to know about trilliums: one can never have enough. The sight of trillium-covered hillsides in the Eastern USA, where they occupy areas as far as the eye can see between the trunks of oak, dogwood and Carolina silverbells, made me appreciate once more the investment of hundreds, no thousands of years that it took for Mother Nature to create these awesome carpets. In the garden, these plants can be used anywhere, between ferns, woodland anemones, woodland phlox, *Pulmonaria*, *Erythronium*, *Hacquetia*, *Jeffersonia*, *Epimedium*, *Stylophorum* and *Omphalodes*. Occasionally we offer some other species of *Trillium* at the nursery, including offsets of our deliciously fragrant *T. albidum*. An excellent read on the genus is F. and R. Case's book *Trilliums*, published by Timber Press, 1997.

chloropetalum

— **var. giganteum** **Z6** **red** **40 cm x 40 cm** ◐ ● **April**
 We expect to offer divisions of this large flowered clone in the near future. The leaves are green with a pale green mottled pattern. Large rosy-red blossoms take center stage in early spring. **GPP**

— **'Jo's Form'** **Z6** **red** **40 cm x 40 cm** ◐ ● **April**
 Although probably hardy in colder zones, the early blooming of this sessile trillium is easily nipped in the bud by night frosts. The overhead canopy of the Douglas firs in our woodland have proven to be sufficient to have these toadshades develop into most spectacular and impressive specimens. Shared with us by Pam Frost, gardener extraordinaire of Vancouver, where we took note of this exceptional colour form. Pam originally received this from Jo Bridge, another exceptional gardener who had a keen interest in the finer plants in life. In the spring, the leaves are attractively mottled with silver and maroon flecks. The bright red, narrow, upright petals, up to 10 cm long, taper to a slender point. After a couple of weeks, the colour will fade to maroon-brown. This plant will clump, although slowly. That's how we will provide you with small offsets so you can grow the exact form. Of course there will only be a limited number available each season. **AGM**

cuneatum **Z4** **maroon** **30 cm x 35 cm** ◐ ● **April-May**
 Over the years we have collected some fine forms of this slowly clumping, Appalachian native with pewter marbled foliage and excellent maroon-red coloured flowers. We usually offer a few divisions every spring on our collector's shelf in the nursery. This sessile species tends to go dormant in early summer so mark the spot if you don't plan on decapitating the corms.



Trifolium rubens 'Frosty Feathers'



Trifolium rubens 'Peach Pink'



Trillium albidum



Trillium chloropetalum var *giganteum*



Trillium chloropetalum var *giganteum* 'Jo's Form'



Trillium cuneatum

erectum Z4 (3) red 40 cm x 35 cm ▶● April-May
 Native to Eastern North America, the elegant red trillium comes into bloom early and the buds and/or stems can sometimes be damaged by night frosts. The large, solid green, obovate leaves taper to a point. The single flower appears at the end of a stalk (pedicel) that grows from the center of the three leaves and the pedicel usually arches, making the flower face sideways. The flowers open a maroon-red, fading to purple-brown as they age. No need to crouch over the clump since the blooms have an unpleasant odour. White- and yellow-flowered forms exist. **AGM and GPP**

— **var. album** Z4 white 40 cm x 35 cm ▶● April-May
 The plants we generally offer are seed grown and vary in colour from cream to white and even the occasional picotee.

— **select division** Z4 white 40 cm x 35 cm ▶● April-May
 Propagated by division from our spectacular garden specimen this represents a very showy, large flowered clone that has a clumping habit. Our established clump counted over 50 stems when we divided it for the first time in 2018. The flowers are followed by a large (2cm) red berry in late summer.

grandiflorum Z4 (3) white 40 cm x 35 cm ▶● April-June
 A beautiful species, white wake-robin is native to Eastern and Central North America. *T. grandiflorum*, the official provincial flower of Ontario, forms beautiful clumps over a long period of time (think 10+ years). The large, nodding, snow-white flowers appear on pedicels above the lush, dark green leaves. The wavy, overlapping petals can be 4-6 cm long and 2-4 cm wide. The flowers often fade from white to purple-pink as they age. An excellent species for the bright woodland, cheering you up from a distance. **AGM and GPP**

kurabayashii Z5yellow/or/red35 cm x 35 cm ▶● March-April
 After some 15 years, our clump has grown large enough that we can now offer divisions every 3rd year or so. Named after a Japanese biologist who was first to suggest this to be an unrecognized species on the West Coast. Native to Southern Oregon and a few areas in northern California. A sessile Trillium with large upright petals not unlike *T. luteum* but much earlier to flower. We planted a little patch with mixed flower colours so divisions offered can be either yellow, green, orange or red.

luteum Z4 (3) yellow 40 cm x 35 cm ▶● May-June
 The yellow trillium is a “sessile trillium,” meaning that its flowers sit directly on top of the three leaves. The common name of this sessile trillium, yellow toadshade, may refer to the more or less mottled patterns on the luminous leaves, which resemble markings on the skin of a toad. The mottling is most pronounced when the leaves develop in early spring, right through flowering, but will fade to vague shadows as summer begins. Unlike *T. erectum*, the scent of the lemon-coloured flowers is quite delightful and reminiscent of the fruit. The upright, strap-shaped petals shyly cover the sexual parts of the plant, and once the petals have withered, the berry-like fruit will develop and change from green to brownish-red. Wax trillium (another common name for this species) combines beautifully with *Corydalis flexuosa*, *Epimedium*, *Brunnera*, *Primula* and *Luzula sylvatica* ‘Aurea’.

The flower colour on yellow toadshade can vary from green to yellow to orange. We also offer flowering sized seedlings of our best foliar forms. These are labeled as *T. luteum* ‘Select Foliage’. **AGM and GPP**

ovatum Z4 white 35 cm x 35 cm ▶● April-May
 Similar at first glance to *T. grandiflorum*, western white trillium is earlier to bloom, and the petals are smaller and not as overlapping. Although seemingly not as showy, *T. ovatum* is a wonderful species that appears in scattered populations in our mixed, deciduous and evergreen forests, from BC, east toward Alberta and south into California. The bright white flowers stand out between the dominant shapes and forms of greens in the Pacific Northwest. The petals will fade in the same fashion as white wake-robin, to an even deeper grape-pink colour. **GPP**



Trillium erectum



Trillium erectum var. *album*



Trillium erectum var. *album* select division



Trillium grandiflorum



Trillium kurabayashii



Trillium luteum



Trillium ovatum

pusillum **Z5** **whi-pink** **25 cm x 15 cm** **▷●** **April-May**

The dwarf trillium or least trillium is native to the south-eastern U.S. It prefers deciduous shade and adequate moisture in the spring. This pedicellate *Trillium* will form small, open clumps. The leaves often have a mahogany flush as they appear in early spring. Typical are the green sepals which are at least as large as the petals, forming a green backdrop for the white flowers which will soon turn pink. We sometimes have a form, *T. pusillum* var. *pusillum* available with attractive, rippled petals.

recurvatum **Z4** **maroon** **30 cm x 40 cm** **▷●** **April-May**

A distinct *Trillium* with strongly petioled leaves, creating the effect of the flower being set-back in the middle. The sepals are strongly reflexed, often right back to the stalk and, the usually maroon coloured, clawed petals, form a bud which doesn't really open up. The foliage can be marbled with either dark or pewter coloured flecks. This species will slowly clump.

rivale **Z5** **whi-pink** **15 cm x 25 cm** **▷●** **April-May**

Brook wake-robin is a most charming plant, enjoying deciduous shade and ample moisture in the spring, this diminutive, pedicellate *Trillium*, will delight with its white, pink and or spotted flowers. Native to south-western Oregon and north-western California in the Siskyou and Klamath mountains. Eventhough this is a small plant, it can form large, 75+ stem clumps. **AGM**

sessile **Z5** **mixed** **25 cm x 30 cm** **▷●** **April-May**

Aptly named by Carl von Linne (Linnaeus) as the flowers sit right on top of the trifoliate leaves. Usually quite low in stature, the leaves can be either green, mottled in various degrees and we also have grown forms with a distinct silver overlay. The flowers vary in colour from green to yellow to maroon and red. As the flowers age, they will often turn various shades of brown. If you want a particular colour, it is best to select them at the nursery when in bloom. We find this *Trillium* often goes dormant by the middle of summer. Native to the Eastern U.S. **GPP**

sulcatum **Z5** **red** **40 cm x 40 cm** **▷●** **April-June**

It might be unfair but we grow a superior form of the Southern Red Trillium in our gardens. Superficially resembling *T. erectum* but the flowers appear above the leaves. The petals are broad and our garden specimen is a beautiful deep red. The flowers measure some 6 cm across. We are offering seedlings of our parent plant.

TRIOSTEUM **(Caprifoliaceae)** **horse-gentian**

I sure wonder where and how this common name came to be. Marjanne's theory is that the plant might pop up alongside horse droppings, up in China's mountains. The genus name originates from *Triosteospermum*, from the Greek *tri*, meaning "three," and *osteon*, meaning "bone," referring to the three bone-hard seeds contained within the fruit. The flowers on both species can be ignored, but we find the foliage to be a very attractive feature in the bright woodland, especially in *T. pinnatifidum*. The opposite leaves in both species are united around the stem. Another bonus, we find, is the plant's unblemished look at the end of the season. The leaves are obviously not appreciated by slugs or other nibblers, and look green and healthy deep into fall. This herbaceous genus is closely related to the familiar honeysuckle.

himalayanum **Z5** **red frt.** **60 cm x 60 cm** **▷●** **July**

The small and inconspicuous, labiate, yellow-green flowers appear in terminal spikes and are tinted rusty-red on the inside. In late summer and fall, these flowers develop into attractive clusters of bright red berries that contain the three seeds. Some of the forms we grow have a reddish-brown flush, just where the leaves bleed into the stalks. The way the crosswise opposite leaves are joined at their base, with the main stalk growing through them is pretty cool. The entire plant is finely tomentose, especially noticeable in early spring.



Trillium pusillum



Trillium recurvatum



Trillium rivale



Trillium sessile



Trillium sulcatum



Triosteum himalayanum

pinnatifidum **Z5 white frt. 60 cm x 60 cm** **►●** **July**
 Beautiful, pinnately lobed leaves, with every lobe tapering into an artistic, slender point. The leaf veins are nicely indented, especially prominent in early spring. When actively growing in the spring, the entire plant seems to be covered with a light, rust-coloured indumentum, which lends a velvety sheen to the plant under certain light conditions. The small greenish flowers, which are white on the inside, appear in short terminal racemes and are followed in late summer and fall by white fruit that sometimes acquires a pink blush under bright conditions.



Triosteum pinnatifidum

TROLLIUS **(Ranunculaceae) globe flower**
'Cheddar' **Z4 (3) cream 70 cm x 50 cm** **○►** **June-July**
 Pale buttery-yellow flowers stand on top of slender but sturdy, dark green stems. The lively globe flowers never unfold their sepals but remain rounded in outline, sheltering the yellow boss of stamens the way a pair of cupped hands would hold a small bird. The palmately divided foliage forms a low and loose mound. Cheddar is a slow-clumping form that prefers a compost-enriched, moisture-retentive, sandy soil. Beautiful in the late spring border combined with *Astrantia*, *Thalictrum* and *Sanguisorba*.



Trollius 'Cheddar'

chinensis
 — **'Golden Queen'** **Z4 ora-yel 80 cm x 30 cm** **○►** **June-Aug**
 Deep orange-yellow globes open up all the way to expose a standing, crown-like ring of narrow, linear, honey leaves (nectaries) that are almost twice the height of the stamens they surround. A very attractive feature. Performs best in a moisture-retentive and rich soil. **AGM**
'Lemon Queen' **Z4 yellow 50 cm x 40 cm** **○►** **May-June**
 Globular, fresh, lemon-yellow flowers grace this short and compact growing variety. A perfect plant to tuck in between later flowering perennials in order to obscure its early retreat.

UVULARIA **(Liliaceae) bellwort**
grandiflora **Z4 (3) yellow 60 cm x 50 cm** **►●** **May-June**
 We grow various clones of this Eastern North American species and made the rudimentary mistake of confusing this species with *Disporum flavens*, which looks deceptively similar in flower, but carries blueish-black berries instead of the dry, three-lobed, green capsules typical of *Uvularia*. Live and learn, and our apologies to similarly confused customers. *Uvularia grandiflora* forms a tidy clump of upright stems. The perfoliate leaves (the leaves are pierced by the stalk) are a deep grass-green colour and can grow up to 12 cm long. The leaves are glabrous above and softly tomentose beneath, although the latter wears off as the season progresses. Numerous pendulous flowers appear at the arching tips of the stems. The flowers are up to 5 cm long, with long, narrow, strap-shaped petals that have an elegant simultaneous twist. We have been impressed with the drought-tolerance of this species, located in a drier bed in our woodland. In the long, hot summer of 2016, this species never looked tired and was only deep-watered three times. As with the following species, young plants should be protected from slugs. Established clumps seem to outgrow the appetite of the slimy pests. **AGM and GPP.** The form *U. grandiflora var. pallida* is similar in all aspects, except for the paler yellow colouring of the blossoms.




Trollius chinensis 'Golden Queen'




Trollius 'Lemon Queen'


perfoliata **Z4 (3) pale yel 50 cm x 50 cm** **►●** **April-May**
 This stoloniferous species is also native to eastern North America and sports perfoliate, blue-green leaves that are glabrous on both sides. The nodding flowers are up to 3.5 cm long and are the colour of havarti cheese. They appear in small, terminal clusters. Best planted in humus-rich soil under dappled light, and sure to make a nice colony over time. Don't forget to protect young plants from slugs.



Uvularia grandiflora



Uvularia grandiflora var. pallida



Uvularia perfoliata

VANCOUVERIA (*Berberidaceae*) **inside-out flower****chrysantha** **Z6** **yellow** **25 cm x ~** **►●** **May-June**

Yellow inside-out flower is a rare and endangered plant from the wilds of northern California and Oregon. It has been hardy in our gardens and, in mild winters, nicely evergreen as well. It forms an open mat, not unlike *V. planipetala* but is more drought tolerant. The spring foliage has an attractive reddish blush, turning green in the summer.

hexandra **Z4** **white** **30 cm x ~** **►●** **May-June**

A Western North America and BC native that is a close relative of *Epimedium* and the native vanilla leaf (*Achlys*). *V. hexandra* takes to the same habitats (moist, shady forests) where it creates large patches with moderately quickly spreading rhizomes. Usually slow to establish but once it takes root, this sure likes to move on and create a seasonal groundcover. The dainty, white flowers appear on slender stems, well above the attractive tri-lobed, moss-green foliage. Best combined with other space-demanding or taller plants, like sword fern, *Lysimachia nummularia* 'Aurea', *Maianthemum*, *Convallaria*, *Dicentra formosa*, *Trachystemon orientale* and *Euphorbia amygdaloides* var. *robbiae*. **GPP**

planipetala **Z6** **white** **30 cm x ~** **►●** **May-June**

Crisp-textured like Oregon grape (*Mahonia*), with glossy, evergreen, trifoliolate foliage. It forms open mats at a much more peaceful pace than the above species, which makes this one much more compatible with other moderately spreading plants like *Omphalodes*, *Phlox stolonifera*, *Helleborus*, *Cardamine trifolia* and *Carex caryophyllea* 'The Beatles'. The tiny flowers appear along thin-stemmed, branched panicles in late spring. This species is quite tolerant of brief dry spells.

VERATRUM (*Liliaceae*) **false hellebore**

Don't invest in these plants if you thrive on fast results. The time required is an exercise in restraint for the impatient gardener— this genus is not known for drive-through satisfaction! Grown from seed, as our species are, these can take up to 8 years to bloom. A moisture-retentive, rich soil, and at least 5 hours of direct sun will result in the most impressive specimens, that is, if you also keep a handle on slugs that travel over from the neighbours to pay these succulent buds a visit. Over the years, the buds get bigger and bigger, with larger and larger, beautifully pleated leaves as they develop in the spring. This all occurs so the plant can build up the strength and reserves necessary to generate the majestic flower stalks in midsummer. The effect is not created by the flower alone, but by the quantity and the often dramatic way in which the flowers are densely arranged in racemes that branch off the central stalk (a compound raceme). The racemes can be drooping, standing or somewhere in between. The stalks of many *Veratrum* species remain attractive right into winter, often going through various shades of greens and reddish-browns before turning to black as the seeds mature. The good news is that this architectural plant is not monocarpic, so you will be able to enjoy the return of these stems in following years. The bad news is that sometimes a year will go by without flowers, if the plant's reserves have been overly depleted. Due to their slow pace, and the many dangers the young plants are exposed to, these are always in short supply. Please note that all parts of *Veratrum* are extremely poisonous when ingested but fine to touch.

album **Z4** **green/whi** **150 cm x 60 cm** **○►** **June-Aug**

Usually with greenish-white flowers along standing racemes, but solid green or yellowish types do occur. This species is native to Europe, growing in moist mountain meadows and forest clearings. **AGM**

californicum **Z6** **green/whi** **220 cm x 70 cm** **○►** **June-Aug**

Native to Western USA, from Washington, south to the mountains of New Mexico, Arizona and California. Impressive, large, upright racemes with small, pendulous flowers that are densely packed together. The white flowers have fine green lines running over the petals, flowing into a solid green base.

formosanum **Z5** **red** **120 cm x 30 cm** **○►** **July-Aug**

For a while only a few for the collector's corner but this dark red flowered species has tantalized us for many years. We finally got our hands on a few fine specimens and are open to bribes if you would like an offset.


*Vancouveria chrysantha**Vancouveria hexandra**Vancouveria planipetala**Veratrum album**Veratrum californicum* spring foliage*Veratrum formosanum*

maackii **Z5cream/green 120 cm x 50 cm** ○▶ **Aug-Sept**
 This species is native to China, Japan, Korea and parts of Russia, where it inhabits mountain forests and alpine meadows. We happen to have a creamy-green flowered strain in which the blossoms appear late in the season along few branched, slender spikes. The foliage and crowns are smaller compared to the other listings here, resulting in a less imposing plant but still attractive and, we think, easier to grow than the other species and much speedier to get into bloom. We recently were able to acquire the maroon-red colour variant of this species. We hope to offer seedlings in the near future.



Veratrum maackii

nigrum **Z4 pur/brow 120 cm x 50 cm** ○▶ **June-Aug**
 Another European species that extends its range into Siberia, N. China and Korea, with interesting, unpleasant smelling, purple-brown flowers. As with the other species, the stalks remain intact into winter. **AGM**



Veratrum nigrum

viride **Z4 green 180 cm x 60 cm** ○▶ **June-Aug**
 We have encountered Indian hellebore many times during hikes in the subalpine meadows of Mt Baker, WA, and Manning Park, BC, where it sometimes forms impressively large colonies on hillsides saturated with glacial runoff. The green flowers appear along drooping racemes that branch off the main stalk. Up in the mountains, where slugs can't survive, these plants look impressively picture-perfect.



Veratrum viride

VERBASCUM (*Scrophulariaceae*) **mullein**

blattaria
 — **'Albiflorum'** **Z6 white 150 cm x 30 cm** ○ **July-Aug**
 The white-flowered form of moth mullein usually behaves as a biennial and will seed itself with enthusiasm. The first year, a ground-hugging rosette is formed, consisting of deeply divided leaves that often take on a bronze-red flush over winter. The sturdy but elegant stalks rise up in late spring and display attractive, creamy-white flowers, up to 3 cm across, with a boss of purple-haired stamens in the center. The flowers appear, one after the other, in long succession up the stem, from well-spaced, pedicellate, rose coloured buds. The species is native to S Europe and N Africa.



Verbasicum blattaria 'Albiflorum'

chaixii **Z5 yellow 130 cm x 40 cm** ○ **June-Sept**
 The species is a bit taller than the white flowered form but has the same repeat-bloom quality. If clipped back to the ground directly after blooming a full second bloom will result. In some summers mildew can affect the foliage. Just clip everything off and discard, the plant will return with new foliage if it's not too far into the season.
 — **'Album'** **Z5 (3b) white 100 cm x 40 cm** ○ **June-Sept**
 A pretty, sturdy, perennial mullein that anchors itself with a deep taproot. Gray-green leaves remain close to ground level and sturdy, brownish-red stalks arise in late spring, displaying bright white flowers topped with purple-orange stamens. The flowers are densely packed together and occasionally the stalk will branch, sending up smaller candles along its side. Clip this plant back, all the way to the ground, when the last flowers appear at the tips, and a full second bloom can be expected in late summer and fall. **AGM**



Verbasicum chaixii



Verbasicum chaixii 'Album'

'Governor George Aiken' **Z6 cream 180 cm x 45 cm** ○ **July-Sept**
 Beautiful, large, wavy-petalled flowers of a warm white colour with orange-coloured stamens. Grey-green, felted foliage forms attractive rosettes. Unfortunately biennial, but self-seeds, only moderately, in sunny sites with well-drained, sandy soils.

phoeniceum
 — **'Album'** **Z5 white 90 cm x 30 cm** ○ **May-June**
 Preferring a lean soil in a sunny location, this short-lived perennial will gently seed about to insure its persistence. The pure white blossoms appear in late spring and early summer. We find this to reliably rebloom if cut to the ground before the last blossom fades.



Verbasicum 'Governor George Aiken'



Verbasicum phoeniceum 'Album'

VERBENA (*Verbenaceae*) **vervain****bonariensis** Z6 purple 150 cm x 60 cm ○ July-Oct

Once established, this Patagonian biennial or short-lived perennial will be with you forever. If you have trouble establishing some plants, make sure to flick some flower heads around in fall, blessing the soil with seeds of promise and you with a weed bucket next spring. A beautiful, airy gallivanter for the border that needs to be edited throughout the summer. Luckily it pulls up easily. **AGM**

hastata Z4 purple 140 cm x 50 cm ○ July-Sept

The native North American blue vervain is a moisture-loving plant that sports sturdy stems growing from a tight crown. The leaves are arranged along the angled stems in opposite pairs, with each pair at a 90-degree angle to the next. The inflorescence consists of a multitude of narrow spikes, growing from the upper leaf axils and forming an attractive and vertically effective bouquet on top of the stalks. *V. hastata* performs very well in regular garden soils, with some additional summer watering, but can suffer from mildew if put under too much stress from lack of moisture. Effective in naturalistic plantings, with ornamental grasses, *Echinacea*, *Echinops*, *Sanguisorba* and *Helianthus*, as well as in floral arrangements. Self-seeds in a moderate manner.

— ‘Alba’ Z4 white 140 cm x 50 cm ○ July-Sept

The elegant, pure white colour variant.

— ‘Rosea’ Z4 pink 140 cm x 50 cm ○ July-Sept

Soft pink flowers, with a deeper pink center.

VERNONIA (*Asteraceae*) **ironweed** USA

Tall and somewhat coarse plants that are best used in the back of the border, alongside taller grasses like *Miscanthus*, and perennials like *Helianthus*, *Veronicastrum*, *Verbena hastata* and *Persicaria polymorpha*. All species naturally occur in rich, moisture-retentive soils, on low ground, but some seem very adaptable to drier conditions. In our gravelly soil, both offerings seem to require less moisture during the summer months than *Eupatorium*.

crinita

— ‘Mammuth’ Z5 purple 240 cm x 120 cm ○ Aug-Oct

This tall and robust selection of ironweed caters to the high-altitude honey haulers. It has darker flowers in larger umbels than the species. Its late flowering season makes it an excellent partner for taller asters, *Helianthus* and ornamental grasses. The small, thistle-like flowers appear in large quantities, forming a more or less flat-topped inflorescence. The attractive seeds appear in late fall and early winter as downy, reddish-brown fluff-balls. It will take a few years for ‘Mammuth’ to reach maturity.

missouriensis Z5 purple 200 cm x 90 cm ○ Aug-Sept

This plant was offered to us by Brian Stretch, former head of the gardens at the Agricultural Research Center in Summerland, BC. At the end of the 1990s he developed the magnificent dryland garden where we noticed the gray-green columns that looked healthy and seemed unaffected by the intense heat of BC interior summers. Like the other species, *V. missouriensis* needs time to settle in to show off its full potential. Similar, thistle-like, paler purple flowers appear in smaller heads. The alternate, gray-green foliage is the prettiest of the forms that we grow.


noveboracensis Z5 purple 200 cm x 90 cm ○ Aug-Sept

A large, clumping perennial with dark green, narrow foliage along sturdy stems forming upright columns topped in late summer and fall with flattened heads of deep purple flowers. These are followed in late September and October by beautiful chestnut brown seed heads.

VERONICA (*Scrophulariaceae*) **speedwell****austriaca**

— ‘Mme. Mercier’ Z4 blue 5 cm x 30 cm ○▶ May-June

For a sunny location in the rocky or along the edge of a path or wall, this speedwell is worth considering. The small leaflets are evergreen and form a low mound, able to soften hard edges. The porcelain-blue flowers possess a lively white eye.

*Verbena bonariensis**Verbena hastata**Verbena hastata* ‘Alba’*Verbena hastata* ‘Rosea’*Vernonia crinata* ‘Mammuth’*Vernonia missouriensis**Vernonia noveboracensis**Veronica austriaca* ‘Mme Mercier’

bachofenii Z5 blue 80 cm x 60 cm ○▶ June-Aug
 Native to the Balkans and very suitable for our coast where it will form a multi-branched plant with a rounded outline, topped with many deep, lavender-blue, lacy spikes. Either the Chelsea cut, or a ruthless halving of the plant after the main spikes are finished, will result in a repeat bloom in late summer. Any regular soil will do and if this speedwell likes the conditions, it can self-seed moderately.

porphyriana Z3 blue 30 cm x ~ ○▶ May-Sept
 A short, spreading, bone hardy speedwell with striking, stiffly upright, deep blue candles. Long blooming, easy care and effective in the front of the border or along a path.

teucrium
 — ‘Knallblau’ Z4 (3) blue 30 cm x 35 cm ○ May-June
 Spikes of the deepest blue smother the plant in spring. We grow this nicely clumping selection with small, glossy green leaves, at the edge of our rockery together with *Viola cornuta* ‘Alba’ and *Anemone multifida* ‘Major’. After flowering, the stems are best clipped back to the foliage to maintain a green mound.

umbrosa
 — ‘Georgia Blue’ Z6 (3) blue 15 cm x ~ ○▶ March-May
 Roy Lancaster named this Georgian species. It forms a low groundcover with many thin stems cloaked in small, rounded, dark green foliage that acquires a reddish flush as the nights get cooler in fall. In mild winters, this will be evergreen and will start to show the first scouting flowers as early as February. After its main flush in spring a few flowers will appear in midsummer. Nice combined with *Asphodeline lutea* and as a small-scale groundcover along walls and between dense clumping grasses like *Molinia caerulea*. We have also used this in a hanging basket together with *Carex caryophylla* ‘The Beatles’; the *Veronica* creates pretty “beards” that cascade over the edges and forms a nice foliar contrast with the sedge. **GPP**



Veronica bachofenii



Veronica porphyriana



Veronica teucrium ‘Knallblau’



Veronica umbrosa ‘Georgia Blue’

VERONICASTRUM (Scrophulariaceae)

virginicum Z4 whi-pink 150 cm x 50 cm ○ July-Sept
 Culver’s, or Bowman’s, root is an Eastern North American native that inhabits rich, moist soils in meadows and open forest edges. Its stem and leaf structure is similar to that of *V. sibiricum*, but I find this species a bit more refined. The whorls of leaves consist of up to 9 slender, pointed, serrated leaflets, and as with *V. sibiricum*, some patience should be exercised to let these plants come into their own. It can take up to 3 or 4 seasons before they reach maturity. The slender spikes appear in similar, terminal racemes, often surrounded by additional whorls of spires growing from the upper leaf axils. The species varies a bit in height as well as in flower colour, from a pale pink to white. Both species of *Veronicastrum*, and their respective selections, are quite late to emerge in spring, so make sure not to damage the crowns when stepping through your border early in the season. A good number of selections have been made based on colour, texture and solidity. All of the following forms will react well to the Chelsea clip: take at least a third of the length of the stems down in the second part of May. This will limit the height by about 20% and the flower spikes will be shorter but, if you experienced flopping plants due to our excessive rain on the west coast, this will prevent them from falling over and eliminate the need for staking. We do grow the selections ‘Apollo’, ‘Lavendelturm’, ‘Spring Dew’ and ‘Temptation’. All are too floppy for the west coast but they are very suitable for other, drier and warmer locations. We have the stock plants and will propagate by request.

— ‘Adoration’ Z4 lilac-rose 160 cm x 60 cm ○ July-Aug
 Introduced by Piet Oudolf. *V.* ‘Adoration’ has a nice columnar habit, purplish stems and pink buds. When the buds open, the flowers will turn lilac-rose, creating a nice two-tone effect. A nice whorl of smaller spikes surrounds the central spike.

— ‘Alba’ Z4 (3) white 160 cm x 60 cm ○ July-Aug
 Pure white blossoms gracefully crown the tall stems which are clothed with neatly arranged whorls of leaves.




Veronicastrum virginicum ‘Adoration’




Veronicastrum virginicum ‘Album’


- **'Diana'** **Z4 (3) white 140 cm x 50 cm** **○** **July-Aug**
Slow to develop but worth the wait. Probably the finest textural appearance of all selections offered, forming slender stems clad with narrow, whorled leaflets and multiple pure white spires. The young foliage has a slight reddish-brown flush during the spring season. This form requires some support on the west coast.
- **'Fascination'** **Z4 (3) lilac 180 cm x 70 cm** **○** **June-Aug**
A robust form with large, elegant, whorled leaflets that have a beautiful, bronze-red blush (as do the stems) in spring and early summer. Early to come into bloom, with twisted, deep lilac spires in which the parts are flattened (fasciated). As the plant dies back in late fall, the leaves and flowers turn black, and both will persist well into fall on the sturdy stems.
- **'Pink Glow'** **Z4 pink 150 cm x 60 cm** **○** **July-Sept**
Vegetatively propagated plants from a good, pale-pink form with deeper pink buds that exhibits a fine and elegant growth habit.
- **'Roseum'** **Z4 pink 150 cm x 60 cm** **○** **July-Sept**
Pretty in pink. A solid plant showing good, pink spikes on a strong, vertical frame. This particular selection is exceptional for its ability to stand up to our soggy west coast weather and will persist into winter.



Veronicastrum virginicum
'Diana'



Veronicastrum virginicum
'Fascination'



Veronicastrum virginicum
'Pink Glow'



Veronicastrum virginicum
'Roseum'



Viola 'Belmont Blue'




Viola cornuta 'Alba'

VIOLA

(*Violaceae*)

- 'Belmont Blue'** **Z5 blue 15 cm x 35 cm** **○▷** **May-Sept**
(Syn. *Viola* 'Boughton Blue') Like *V. cornuta* 'Alba', an inexhaustible flower display but slightly larger flowers in a fabulous pale, sky-blue colour. Edible as well. A long-lived perennial viola.
- cornuta**
- **'Alba'** **Z5 white 20 cm x 30 cm** **○▷** **May-Sept**
A lovely, small-flowered selection with an inexhaustible display of pure white, butterfly-like flowers. There never seems to be too much of this around in the garden. The edible flowers also make a nice feature in a summer salad. Some self-seeding might occur, which allows you to spread the joy. **AGM**
- elatior** **Z5 blue 35 cm x 30 cm** **○▷** **May-June**
A most unusual violet that often surprises visitors with its upright, sturdy habit and horizontally placed, lanceolate leaves. The flowers appear from the leaf axils as well as from the tips. They are 2 to 2.5 cm across and are pale blue with a white center. *V. elatior* is clump forming and is an attractive plant for the woodland garden where it can mildly spread through self-seeding. Native to central and eastern Europe into Siberia and north-western China.
- labradorica** **Z3 lav-pur 10 cm x ~** **○▷●** **Mar-July**
A fine, burgundy-leaved violet that holds on to several healthy leaves through the winter months. Native to Greenland and Eastern North America, this *Viola* is a candidate for gardens from east to west, and north to south. The small and, unfortunately, scentless flowers appear from late winter until early summer, overlapping in flowering with a lot of other woodland plants. The self-seeding habit can, in a fairly short time, generate extensive colonies, but these are dealt with quite easily by some mild weeding in spring and summer to prevent the species from overcrowding finer woodland plants. *V. labradorica* is excellent as a low-maintenance groundcover under shrubs and trees in a variety of conditions except for prolonged dryness.
- odorata**
- We offer three colour forms of the march violet. All are naturalizing plants, suitable for bright, open woodland or the wild garden where they will self-seed with great abundance even getting a foothold in lawns (in which they feel perfectly at home). Plants will go dormant when the soil dries out. The fragrance seems strongest on the blue flowered form, which is best appreciated in little bouquets on the breakfast table in late winter and early spring.
- **'Königin Charlotte'** **Z5 pur-blue 10 cm x 30 cm** **○▷●** **Feb-April**
Sweet, sweet scent and royal purple flowers smother this brave harbinger of spring. Although the individual flowers last only a few days, do take the time and bring some inside. A classic.



Viola elatior



Viola labradorica



Viola odorata



Viola odorata 'Königin Charlotte'

- **'Miracle White'** **Z5** **white** **10 cm x 30 cm** **○ ● ●** **Feb-April**
Pure white, scented blossoms open from cool pink buds.
- **'Rosea'** **Z5** **white** **10 cm x 30 cm** **○ ● ●** **Feb-April**
Large pink flowers with appreciable scent.

sororia

- **'Freckles'** **Z5** **white-blue** **20 cm x 30 cm** **● ●** **April-May**
The Eastern US native, the Confederate violet, grows naturally in moist meadows and shady banks. The white flowers are 2 cm in diameter and are finely freckled with blue. A perfect plant for difficult spots, cottage gardens and natural areas where it can self-seed to your delight. Will slip into early dormancy if the soil dries out in summer.



Viola odorata 'Miracle White'



Viola odorata 'Rosea'

WALDSTEINIA (**Rosaceae**) **barren strawberry**

- ternata** **Z5** **yellow** **15 cm x ~** **○ ●** **April-May**
Maybe not a refined offering but a tough and evergreen groundcover for average soil in which it will spread with stolons and rhizomes to form a thick carpet of weed suppressing, leathery and glossy, strawberry-like foliage. Multiple deep-yellow flowers are carried on short stems that pop up out of the foliage in early spring. Unfortunately it does not set edible fruit. This can be a hard working groundcover with a clean foliar presence throughout the seasons that we see rarely offered in the trade. **GPP**



Viola sororia 'Freckles'



Waldsteinia ternata

ZIGADENUS (**Liliaceae**) **white camas, death camas** **N. America**

- elegans** **Z3** **gre-whi** **80 cm x 45 cm** **○ ●** **July-Aug**
Green-flushed, white flowers appear in loose spikes above the grass-like foliage. White camas is sometimes tricky to get started but will develop into beautiful clumps when provided with a rich, moisture-retentive soil. Slugs can be a problem in spring. We have seen this species grow in great abundance on gravel banks in the Fraser River, right at its origin in Mt. Robson Park, protected by a potentially harmful number of mosquitos.
- fremontii** **Z4** **white** **60 cm x 40 cm** **○ ●** **June-July**
We have been made aware that this is not what it is and we have not been able to sort it out but it might be a species of Anthericum. If you have any suggestions, please do not hesitate to enlighten us. A very pretty and floriferous species with large, bright white flowers along stiffly upright stems. We have found this to be much easier growing compared to the previous form and think it to be a superior garden plant.



Zigadenus elegans



Zigadenus fremontii

ZIZIA (**Apiaceae**) **golden alexander** **E.N. America**

- aptera** **Z4** **yellow** **40 cm x 30 cm** **● ●** **April-May**
(Syn. *Zizia cordata*). The finer of the two species offered, this is easily distinguished by its undivided, entire leaves, which are highly unusual for an umbelliferous plant. The simple, basal dark green leaves are leathery to the touch, have a toothed margin and form dense clumps that grow from a somewhat fleshy root crown. The flowers are displayed in loose, compound umbels of a green-suffused, golden colour, on branched stems in early spring. In mild winters the basal leaves will be evergreen. I have seen heart-leaved Alexander scattered in loose groupings in the mixed deciduous forests around Grandfather Mountain in North Carolina.
- aurea** **Z4** **yellow** **70 cm x 35 cm** **● ●** **April-May**
Coarse, finely serrated, pinnately divided, bright green leaves form a loose clump. Small, dense, pretty umbels consisting of many tiny, golden-yellow flowers, are carried on branched stems. Self-seeding can be a problem in finer plantings, but deadheading after flowering is an ounce of prevention. Otherwise, attractive in wilder garden settings, where golden Alexander will form bright, sunny colonies in early spring.



Zizia aptera



Zizia aurea

ORNAMENTAL GRASSES, SEDGES AND RUSHES

In the Fraser Valley, the region from the north side of the Fraser River up toward the mountains receives more moisture than one might wish for, and we have found that a number of species of ornamental grasses, especially the taller ones, should be treated with care. As a general rule of thumb, if you choose a tall grass that flowers before July, it's probably going to collapse under the copious amounts of rain that will weigh down the open inflorescence. If you pick grasses that flower later, you have a good chance they will reward you with their structure, texture and breezy qualities. Another option is staking, but we feel this is rarely a pretty solution for grasses. **Invasiveness:** We don't like to chase down plants in the garden and work up an unnecessary sweat, if there are other options or better choices. We continuously test plants and literally weed out the mishaps before they make it to our list. There are, however, a few species that have the potential to reseed themselves. These are clearly identified in their descriptions, so you can take necessary action. If no mention is made, the plants are strictly clump-forming and self-seeding has not been a problem in our gardens.

A note with the dimensions of the plants: **45 – 150 cm x 65 cm** indicates height of foliage first, followed by the height of the inflorescence x spread. If foliage and flower grow up to the same height, one height dimension is given.

ANDROPOGON *(Poaceae)* big bluestem, turkey foot gerardii

— 'New Wave' Z3 red 45 – 150 cm x 65 cm ○ Aug-Sept

Big bluestem got its name for simply being big and bluish, which, on the coast, could result in plants up to 3 m tall, a guaranteed recipe for fall and fold. This awesome, short and colourful introduction from our dear friend Jim Brockmeyer (Bluestem Nursery, Christina Lake) has graced the front of our parking border for four years in a trial to find out what it would do here in Langley. Although it's about 30 cm taller and not as colourful as it is in the interior, it has proven to be an excellent plant. The perfect, elegant, low fountain of foliage, which develops red tips and flecks over the course of spring and summer, colouring orange and burgundy in the fall, is a perfect contrast to the stiffly erect column of stems that rises from the center of the clump, ending in terminal, three-parted inflorescences. It's long-lived, non-seeding and there's no need to divide it for many years, making this an excellent plant for use in smaller as well as larger landscapes.

CALAMAGROSTIS *(Poaceae)* feather reed grass

— 'Karl Foerster' Z4 (3) 200 cm x 60 cm ○ June-July

In open, sunny borders, this can be the workhorse of your planting scheme, emerging in late winter with bright green leaves forming dense, upright columns that rush into bloom by the very beginning of June. The plumes start out reddish-brown and open up fully, fading to pinky-gray and then bleaching to a straw colour when the feathered stems are folded tightly back against the stalks. The dense, terminal, straw-coloured spikes persist deep into winter, except in the wettest regions of the Fraser Valley. Because of its early maturing, this makes for an excellent seasonal screen. This selection is less suitable for the wet north shore, where the rains lead to collapsed plants and frustrated owners. **GPP and PPA (2001)**

— 'Overdam' Z4 (3) 160 cm x 50 cm ○ June-July

Similar qualities as the previous variety, but the leaves are pleasantly striped lengthwise with creamy-yellow. The first growth in early spring is often flushed with pink. This selection is quite a bit shorter and we have found it can better withstand part-sun situations without collapsing than 'Karl Foerster'. It also seems to be a better choice for the north side of the Fraser River, where, provided it is planted in full sun, the erect stems should stay upright and remain effective at least until the rainy season starts in November.



Andropogon gerardii 'New Wave'



Calamagrostis x acutiflora 'Karl Foerster'



Calamagrostis x acutiflora 'Overdam'
in early fall



Calamagrostis x acutiflora 'Overdam'
spring foliage

brachytricha **Z4** **120 cm x 50 cm** ○ **Aug-Sept**
 (Syn. *Stipa brachytricha*). Full sun and a breezy spot will bring the best out of this fine species, which carries great quantities of dense, silvery plumes above clumping mounds of finely textured foliage. Minor self-seeding occurs in our borders. **AGM**

'Chejudō' **Z5** **50 cm x ~** ○ **July-Oct**
 Introduced by Bleddyn and Sue-Wynn Jones from Crûg Farm in Wales (UK), who brought it back from one of their plant hunting trips to Taiwan. Named after a small island off the coast of Taiwan. This species makes a dense, tidy clump with spiky but wide, bright green foliage. In early to midsummer, short, stiff, stems rise up above the foliage to display dense 10-15 cm long spikes which are initially green but quickly turn to the colour of medium roasted coffee beans. A tidy plant which can be used in drifts as well as close to the edge of a path.

hakonensis **Z5** **50 cm x ~** ○ **Aug-Sept**
 I researched this species on the Internet when it came our way, and it showed up in various research projects as a pioneer species on volcanic slopes in Japan. No wonder I was a bit hesitant at first, but after reading Brent Hine's passionate description in *The Jade Garden* (Timber Press), we are giving it a chance. It forms attractive, dense patches with spreading rhizomes at about half the pace of *Hakonechloa*. *C. hakonensis* looks like a refined edition of *Hakonechloa*, with narrow, grassy-green, arching leaves topped in late summer with small, whitish plumes. In the fall, the foliage takes on dark burgundy tints before turning yellow and finally, pale brown.

CAREX **(Cyperaceae)** **sedge**

appalachica **Z5** **30 cm x 45 cm** ◐ ●
 Native to the eastern US where it inhabits dry deciduous woods. It is a dense clumping perennial grass with super fine foliage in a bright green colour which is planted on the edge of our woodland garden next to a large group of *Helleborus multifidus* ssp. *istriacus* and *Claytonia sibirica*.

caryophyllea
 — **'The Beatles'** **Z5** **15 cm x 40 cm** ○ ◐
 A low sedge for moisture-retentive soils that will form slowly spreading, dense mounds of finely textured, dark green leaves. From zone 7 upward, 'The Beatles' will be evergreen, and when planted in groups, it rocks as a small-scale groundcover. Combined in our garden with *Oxalis oregana* 'Evergreen' and *Asarum europaeum*.

davalliana **Z4** **35 cm x 40 cm** ○ ◐
 We fell in love with this sedge in the wilds of Newfoundland, west of Cornerbrook where it inhabits moist meadows and edges of swamps surrounded by pitcher plants and Labrador tea. It does remarkably well here on the West Coast and does not need a swamp to survive. It does just fine with our liquid sunshine. Will gently self seed.

elata
 — **'Aurea'** **Z5** **white** **80 cm x 50 cm** ◐ ● **May**
 (Syn. *C. elata* 'Bowles Golden'). Reputedly found by the famed G.S. Thomas, and we're sure glad he did. Early emerging, yellow leaves are pinstriped with green lines and form beautiful, upright clumps with elegantly arching leaves. The bright white flowers possess a quiet beauty as they open from the bottom along the vertical, deep brown spikes. This sedge will tolerate full sun, but only if the soil is moist in summer, otherwise an unsightly, deep-fried clump of grass will be your lot. *C. elata* 'Aurea' will even tolerate a marginal position in a pond. Attractive with blue forms of *Anemone nemorosa*, *Paeonia lutea* and various types of *Epimedium*. Best clipped back in February to avoid damage to the developing growth tips. **AGM and GPP**


muskingumensis **Z4 (3)** **60 cm x 90 cm** ○ ◐ **June**
 Palm sedge seems an appropriate common name for this clumping sedge. Narrow, pointed, deep green leaves grow whorl-like around the lax stems, creating dense clumps. Each stem terminates in a growth tip, from which new tufts of leaves emerge. A mature plant has an interesting, kind of horizontal effect. Effective along pond edges and even as a small-scale groundcover. The foliage far exceeds the value of the small and insignificant flowers. Some self-seeding can occur.



Calamagrostis brachytricha



Calamagrostis 'Chejudō'




Calamagrostis hakonensis



Carex appalachica



Carex caryophyllea 'The Beatles'



Carex davalliana



Carex elata 'Aurea'



Carex muskingumensis

- **'Little Midge'** **Z4** **30 cm x 35 cm** **○ D** **June**
Initially we thought this to be too "cute," but it has proven me wrong. It is a lovely and perfect dwarf version from the species that forms a dense and compact, upright, textural clump. We have never found seedlings around the display plants. A super low care plant, great in the foreground of a border.

ornithopoda

- **'Variegata'** **Z5** **20 cm x 35 cm** **○ D**
Narrow, white-centered, green-edged leaves form a compact, finely textured, tufted, evergreen mound. The very slow growth rate makes this sedge an excellent subject for the rockery, or a fine partner for delicate plants in any good, moisture-retentive soil, in sun or dappled light. Easy, long-lived and very well behaved, just slow.

- pendula** **Z6** **70 – 150 cm x 80 cm** **D ●** **May-June**
Although often portrayed as a plant for milder zones, giant sedge is possibly hardy in zone 5. Native to central and southern Europe, where it inhabits acidic, moist, even swampy soils, it is perfectly suitable for our PNW. The lush and juicy evergreen clumps give rise in spring to tall, arching stems, terminating in dramatic, up to 10-cm-long, pendulous, spikes that are blackish-brown in colour. A very architectural sedge with many possible uses, such as contrasting in modern landscapes against concrete walls or partnering in shady, even deep shade, locations with plants like *Hosta*, *Rodgersia* and larger ferns. Protect from winter sun to avoid browning of the foliage. Although acidic soil is a must, the plant is quite happy in regular garden soil. Maintenance is limited to deadheading the spikes before the seeds shed and possibly a cleaning cutback in early spring.

- pensylvanica** **Z5** **20 cm x ~~~** **D ●** **April-May**
A ground covering grass also useable as a lawn substitute but even though it could be mown a couple of times a year, it is not suitable for regular foot traffic. Native to the Eastern U.S. where it inhabits woods, woodland openings and forest edges and growing on humus rich as well as sandy soils. It is tolerant of dry conditions and will tolerate full sun if the soil remains moist. At the coast it is semi-evergreen and performs very well under shady conditions. Its spreading capacity should not be underestimated but used right it could be a ground cover from which taller and or tough woodland plants can emerge i.e. *Lathyrus vernus* var., *Lamium orvala* var., *Trachystemon orientale*, *Epimedium* sp. and *Podophyllum* sp.

- CHASMANTHIUM** **(Poaceae)** **wild oats**
latifolium **Z5** **100 cm x 60 cm** **○ D** **Sept-Oct**
Although tolerant of quite shady conditions, we have found this grass to be non-flopping and it flowers most profusely in full sun. Forming tight crowns from which many stems arise, clothed in bright green, bamboo-like leaves that retain their colour even in dry shade. The spikelets (flowers) appear in late summer and fall in terminal, open panicles. They look like they were rolled through a press, flat as a stamp and consisting of nicely arranged, fish-like scales resembling the catch dangling from a pixie's multi-hooked fishing pole. As the spikelets age, they turn from green to reddish brown in late fall.


- DESCHAMPSIA** **(Poaceae)** **tufted hair grass**
cespitosa
— **'Goldtau'** **Z4** **70 cm x 70 cm** **○ D** **July-Aug**
We have tried many varieties of tufted hair grass in our gardens and are happily left with the best one of all. 'Goldtau' is a short and compact variety, forming a rounded mound that stands up very well to wet weather and our summer irrigation system, with non-flopping stems. The exceedingly fine, lime-green haze of flowers appears when the other *Deschampsia* forms are past their peak. As the flowers age and begin to develop seed, they display a range of yellows and browns, adding colour to its surroundings. Without heavy snow, the stems will remain effective into late winter. When clipped back before mid October to a 25 to 30 cm ball, the clumps will still flush out and form a finely textured, spiky, dark green mound for the winter. Good in the front and mid border, combined with *Echinacea*, *Echinops ritro*, *Allium senescens*, *Astilbe* and *Geranium*.




Carex muskingumensis 'Little Midge'



Carex ornithopoda 'Variegata'



Carex pendula



Carex pensylvanica



Chasmanthium latifolium



Chasmanthium latifolium seed heads



Deschampsia cespitosa 'Goldtau'

DIARRHENA japonica (*Poaceae*) **Z5** **70 cm x 60 cm** **▶●** **Japan June-July**

Rarely found in gardens, this grass is a great contrast to plants in the partly shaded woodland garden. The bright green, elegantly arching foliage is wide, like that of *Chasmanthium latifolium*. The plant forms a dense clump that gives rise, in late spring, to pale green, transparent, terminal panicles that are especially effective when backlit by the sun. In fall the entire plant will colour to attractive shades of cork and hazelnut. *Diarrhena* has no particular soil requirements.



Diarrhena japonica



Festuca mairei

FESTUCA mairei (*Poaceae*) **Z4** **140 cm – 100 cm x 100 cm** **○** **fescue June**

Atlas fescue is a large, evergreen fescue that has excellent use in gravel gardens and large natural plantings. It is also useable as a groundcover grass. Once established, this enduring clump forming grass is heat and drought tolerant. It forms tidy and long-lived olive-green mounds of narrow leaves. Maintenance is limited to combing out the brown leaves in late winter. If you want to clip this grass back it is best performed before the end of September so the crown can harden off and form new shoots that will then develop over winter. Leave at least 20 cm of growth. We offer the flowering form.



HAKONECHLOA macra (*Poaceae*) **Z4** **50 cm x 60 cm** **○▶** **hakone grass Sept-Oct**

Bamboo-like in appearance, slowly forming dense, leafy, solid green clumps that spread outward at a slow but steady pace. The stems gracefully fall forward, lending the plant a fine, flowing texture. Very effective as a foliar addition to sunny as well as more shady borders, and looking healthy and happy until the frost finishes the foliage in late fall, often not until it has acquired some soft orangy-brown fall colours. Small, airy plumes appear toward the end of the season. All forms prefer a moisture-retentive soil and are beautiful candidates for containers. **GPP**

— **'Albovariegata'** **Z5** **40 cm x 60 cm** **○▶** **Sept-Oct**
Except for the white longitudinal stripes, this has the same qualities as the species. **GPP**

— **'All Gold'** **Z5** **40 cm x 60 cm** **▶●** **Sept-Oct**
Chartreuse foliage throughout the growing season is slightly brighter in spring. A fine and fresh selection with a slightly slower spreading habit. The foliage colour turns quite yellow when exposed to direct sun. **GPP**


— **'Aureola'** **Z5** **40 cm x 60 cm** **▶●** **Sept-Oct**
A popular, yellow-striped form. Both variegated selections stand out well in dappled light, but 'Aureola' should be situated away from hot afternoon sun, which can scorch the foliage. **AGM, GPP and PPA (2009)**

— **'Beni Kaze'** **Z5 (Z4)** **40 cm x 60 cm** **○▶** **Sept-Oct**
Solid green foliage like the species, but red tips to the leaves and a reddish-brown fall colour that starts as early as September. **GPP**


— **'Sunflare'** **Z5** **50 cm x 70 cm** **▶●** **Sept-Oct**
Introduced by Lyle Courtice, keeper of the weird and wonderful. Found as a sport from *H. m.* 'All Gold'. In our experience this a much more vigorous and robust form. It is supposed to show orange colouring on the tips of the chartreuse foliage, getting more intense as the season gets going but after three years, we still have to see it flare. It might be our part sun siting but there is no appreciable colour showing.



Hakonechloa macra
'All Gold'



Hakonechloa macra
'Aureola'



Hakonechloa macra
'Beni Kaze'

HELICTOTRICHON sempervirens (*Poaceae*) **Z4** **100 cm – 60 cm x 70 cm** **○▶** **blue oat grass May-June**

Full sun and a well draining soil are essential needs for this grass on the west coast. Blue oat grass tends to be evergreen in our gardens but needs a good combing through with gloved, open fingers in late winter. The flowers appear in relatively small but elegant panicles and turn a beautiful honey-brown in early summer. This creates a fine combination with plants like *Eryngium* and *Knautia macedonica*. **AGM and GPP**



Hakonechloa macra 'Sunflare'



Helictotrichon sempervirens

IMPERATA (Poaceae) Japanese blood grass

cylindrica

— 'Red Baron' Z6 40 cm x 35 cm ○

Slowly spreading, open clumps of stiff, upright stems are clad in upright, narrow leaves that emerge green with dark red tips and turn entirely red as they mature. The vibrancy of Japanese blood grass is enhanced when backlit by the sun. We have never had this grass flower in our gardens. The form 'Red Baron' is not to be confused with the species, *Imperata cylindrica* that grows green blades with red highlights and is a thug in the garden. We have used this in a clients garden underplanted with *Anemone thalictroides* which has been a successful combination for at least 8 years now.



Imperata cylindrica 'Red Baron'

LUZULA (Juncaceae) wood rush Europe

lusuloides

— 'Schneehäschen' Z5 white 70 cm x 50 cm ▶● May-June

This selection of snowy wood rush not only blooms with bright white flowers, it also has a lovely, silver fuzz that lines the narrow, evergreen leaves. We have found this to be tolerant of miserable soil (dry, poor, acidic and sandy) in our garden, but it still rewards us with a good display of flowers in spring. The flowers appear in rounded clusters atop many, sparsely leaved stems that shoot up high above the small, dense clumps. Deadheading (clipping the stems back into the clump, after the flowers are spent) on or before Father's Day will prevent possible self-seeding and keep your patch of this vegetatively propagated selection "clean". This will also ensure that you will go with perfectly green and healthy clumps into the winter. If you don't, the clumps will look ratty, tired and brown.



Luzula lusuloides 'Schneehäschen'



Luzula sylvatica 'Aurea'

sylvatica Z4 50 cm x 90 cm ▶● April-May

Wood rush can be used as a low-maintenance, long-lived groundcover that tolerates lean soils, suppresses weeds and will live with root pressure from shading trees. Only during extended periods of drought will a dousing be needed and appreciated. Overly large clumps can be fairly easily dealt with by pulling stems away from below as far as needed. The glossy evergreen foliage is plump and leathery to the touch and can effectively be combined with *Deschampsia c. 'Goldtau'*, *Polystichum munitum*, *Omphalodes*, *Symphytum* and robust forms of *Epimedium*. Deadheading on or before Mother's Day will prevent otherwise plentiful self-seeding.

— 'Aurea' Z5 40 cm x 75 cm ▶● April-May


This much slower growing, less hardy form with chartreuse-yellow leaves is better suited to finer plantings and adds colour to the winter garden. Wonderful in combination with blue forms of *Corydalis*, *Epimedium*, *Pachysandra* and *Anemone nemorosa* cultivars. Deadheading is a prerequisite since seedlings do not come true.

— 'Marginata' Z4 50 cm x 80 cm ▶● April-May

Thin, elegant, creamy-yellow edges distinctly outline the glossy, dark green foliage, an attractive feature of this easy, moderately vigorous wood rush. Excellent as a larger or smaller-scale groundcover in the woodland, it has the same deadheading requirements as the above cultivar. **AGM**



Luzula sylvatica 'Auslese'



Luzula sylvatica 'Marginata'

MELICA (Poaceae) melic C. & S. Europe

altissima

— 'Atropurpurea' Z5 red 45 cm x 40 cm ○▶ May-June

The brown-red, one-sided racemes are a delight in the spring when they dangle in the breeze. We find this grass particularly attractive in our gravel gardens between the greenhouses where they have seeded themselves along the base. We clip them to the ground by mid June, at which time they will slip into summer dormancy to return again next year. We also find that in the lean crush and gravelly subsoil, the plants stay nicely short and compact. In regular garden situations, the self-seeding might be a nuisance.



Melica altissima 'Atropurpurea'

ciliata **Z5** **whi/crea** **45 cm x 80 cm** **○** **►** **May-June**
 Narrow, basal, gray-green leaves form neat, dense clumps topped with brown spikes, from which the creamy-white stamens appear in late spring and early summer. After flowering, the spikes turn a nice golden-brown, persisting deep into fall. The foliage often turns to warm shades of ochre and orangy-brown in the fall. Sometimes the leaves turn pale yellow after flowering, but a handful of lime late every winter, on acidic soils, might prevent that. Provide with full sun and a well-draining soil, and make sure that neighbouring plants don't crowd out this melic. An attractive grass for larger drifts and groupings, but also effective in smaller gardens, sunny rockeries, gravel gardens and even troughs.

— **forma albida** **Z5** **whi** **45 cm x 25 cm** **►** **●** **May-June**
 Eye catching pearly white beads grace the slender stems from mid spring to early summer. Adaptable to various light conditions and tolerant of some drought. It starts to show life as early as March and forms small compact clumps of bright green foliage from which the fine pearl fountains emerge. This grass mildly self seeds under favourable conditions.

MILIUM **(Poaceae)** **golden wood millet**

effusum
 — **'Aureum'** **Z5** **65 cm x 45 cm** **►** **●** **April-May**
 Lively chartreuse-golden foliage lights up the woodland in early spring. The fairly wide blades make a loose clump from which the airy, chartreuse panicles emerge. It seeds around a bit and will need some editing in time (or dead-heading in time). Attractive with *Anemone nemorosa* 'Allenii', *Epimedium x versicolor* 'Sulphureum' and *Luzula sp.*

MISCANTHUS **(Poaceae)** **Japanese silver grass**

A group of tall grasses with a reed-like appearance, adding textural interest and a structural backbone to the border. Be aware of their size and allow a generous space between them and neighbouring plants. Many selections not only grow upward, they also start to diverge outward, when they settle in after a few years. The leaves can vary from green to glaucous green, often with a conspicuous, silvery-white midrib, and some selections have attractive foliar variegations, with yellow or white stripes, or bands. The leaves of a number of *Miscanthus* forms have sharp edges, so gloves or band-aids should be kept at hand when working with or between them. *Miscanthus* flowers with a terminal inflorescence that can be open or quite dense, depending on the variety. The colour varies from silvery white to metallic-wine. Most of the following selections will maintain a reasonable winter silhouette, with their straw-coloured stalks and dried inflorescences, although the leaves might blow around, scattering over your half acre. We clip these plants back, as low to the ground as we can, in late winter, often carefully manoeuvring our way between the already-developing, pointy buds. *Miscanthus* tolerates moist and even poorly draining soils, but enjoys summer heat. Avoid over-fertilizing to prevent weak, tall growth. Staking a tall, flopped *Miscanthus* is something like wrestling with an elephant. When you situate a *Miscanthus*, consider the light (morning and evening sun striking a flowering plant from behind is a stunning sight) and the possibility of catching that breeze. We have brought our selection back to a number of plants that have a proven record of performance.

sinensis **China, Japan**
 — **'Kleine Silberspinne'** **Z5** **160 cm x 120 cm** **○** **Aug-Oct**
 'Little silver spider', as the German name translates, is a very densely clumping, finely textured, upright, leafy form with narrow, arching, glaucous-green leaves. The upright plumes appear between and just above the leaves, opening with a brownish-pink flush and quickly turning silver. **AGM**
 — **'Malepartus'** **Z5** **220 cm x 120 cm** **○** **Aug-Oct**
 A great, tall and upright selection with wide, dark green leaves that cascade from the stems. The open, more horizontally branched inflorescences float on leafless stalks well above the leaves. The flowers open from wrinkled, deep reddish-brown spikes, quickly turning to grayish-silver. Attractive yellow and orange-brown fall colours.



Melica ciliata



Melica uniflora forma albida



Milium effusum 'Aureum'



Miscanthus sinensis 'Kleine Silberspinne'



Miscanthus sinensis 'Malepartus'

- **var.purpurascens Z4** **150 cm x 80 cm** ○ **Aug-Oct**
Spreading clumps set this form apart from other *Miscanthus*. It forms stiff, upright stems, up to 150 cm tall, clad in upward-pointing, bright green leaves. The silvery flowers appear in summer and in fall the foliage can turn a bright orangy-red, which is very attractive when backlit by the sun. A good winter stature and excellent cold-hardiness make for an all-round good plant.
- **'Veilshochheim' Z5** **170 cm x 120 cm** ○ **Sept-Oct**
A slender, upright form with attractive silver inflorescences and great, orange and red fall colours.



Miscanthus sinensis var. *purpurascens*



Miscanthus sinensis 'Veilshochheim'

MOLINIA (*Poaceae*) **purple moor grass, moor grass**
This great genus of perennial grasses has a wide variety of sizes, shapes and forms in its trove. From small to tall, and slender to wide, they are adaptable to less sunny locations, have a clumping habit and limited self-seeding, making *Molinia* a fine choice for any size of garden. All are deciduous and some will retain a fair structure into early winter, but most forms will display excellent fall colour before they hit hibernation. All forms can be left alone for many years without needing lifting or dividing, and they will develop better and fuller as time goes by. *Molinia* typically forms a dense crown from which a spiky or flowing fountain of leaves emerges. Compared to the height of the flowering stems, the leaves stay low, usually up to about a quarter of the overall length of the stalks. The leafless stems tower above the mounds, and can be either upright or strongly arching, but with a beautiful transparency, moving in the slightest breeze. Moor grass can be planted in the very front of a border, regardless of the size, to create a veil-like effect. Rain and dew will weigh the panicles down but the strong stems will flex upward again after the water is shed and they will dry to their original position. Their fountain-like growth allows other plants to come up close and grow in the shadow of their inflorescences. Molinias are not picky with respect to soil type, but will only reach their full potential with adequate summer moisture. **Note:** for each description, the width mentioned denotes the width of the foliar mass. Arching plants can be as wide as they are tall.

- arundinacea**
- **'Cordoba' Z4** **220 cm x 90 cm** ○ ◐ **July-Oct**
Long, overhanging stems, moving in the slightest breeze. Excellent, bright yellow fall colour and the last one standing of these selections, sometimes into early winter.
 - **'Skyracer' Z4 (3)** **260 cm x 90 cm** ○ ◐ **July-Oct**
The tallest variety of this group, spending its summers on cloud nine. Upright, open, greenish-brown panicles, up to 90 cm long, grace the tops of the stalks. The stems ripen from green to yellow over the course of summer and fall, contrasting nicely with the green foliage and surrounding plants, like *Helianthus* 'Lemon Queen' and *Aconitum carmichaelii* 'Barker's Variety'. In the fall, if in full sun, the entire plant turns a beautiful, golden-yellow colour, scoring again alongside late-blooming asters, *Persicaria* and *Verbena bonariensis*. 'Skyracer' will become more divergent with age but the panicles remain upright.
 - **'Transparent' Z4 (3)** **220 cm x 90 cm** ○ ◐ **July-Oct**
Beautiful, lush and flowing mounds of deep green leaves are topped in midsummer with wide, arching stems. The terminal, dark brown panicles are up to 85 cm long, and seem to be more feathered than in the other selections. The feathery panicles don't stand out that much but rather seem to curve towards the central stem. An elegant combination with *Aster novi-belgii* 'Violetta'. It takes a few years before the plant will attain its diverging character. Self-seeds a little.
 - **'Windspiel' Z4 (3)** **200 cm x 90 cm** ○ ◐ **July-Oct**
The widely arching stems of this selection create a dramatic effect in the summer and fall border, with the morning dew weighing them down. The arching panicles are almost a meter long, and are the most open of the three selections offered here. The eight-year-old, never-touched clump in the nursery measures almost 3 meters in width by the end of summer. This has the same excellent fall display as 'Skyracer'. **AGM**



Molinia arundinacea 'Cordoba'



Molinia arundinacea 'Skyracer'




Molinia arundinacea 'Transparent'



Molinia arundinacea 'Windspiel'

- caerulea**
- **'Dauerstrahl' Z4** **120 cm x 70 cm** ○ ◐ **July-Oct**
Stiffly upright, arching stems. Long, slender, dark-coloured panicles.




Molinia caerulea 'Dauerstrahl'

- **‘Edith Dudszus’** Z4 90 cm x 50 cm ○ D July-Oct
Spiky clumps with deep green foliage and wide, elegantly arching, dark tinted stems, topped with open, feathered, dark brown inflorescences. Shaped like a perfect half-globe. Russet fall colours.
- **‘Heidebraut’** Z4 120 cm x 40 cm ○ D July-Oct
Spiky, deep green clumps, narrowly upright-divergent in flower. Feathery, pale green-brown flowers. Excellent yellow fall colour. Our oldest clumps are backing a group of *Paeonia obovata* ‘Alba’ and have been reliably performing for nearly 10 years. No dividing has been necessary and no self-seeding has occurred. Effective in small as well as larger drifts. **GPP**
- **‘Moorflamme’** Z4 100 cm x 60 cm ○ D July-Oct
Upright divergent in flower with a medium height. The panicles are feathery. Fall colours include shades of russet. **GPP**
- **‘Moorhexe’** Z4 80 cm x 40 cm ○ D July-Oct
Stiffly upright and with tight, not feathery, dark inflorescences. ‘Moorhexe’ lends a strong vertical effect to a planting and is effective in small as well as larger groupings, or in drifts mixed with plants like *Campanula poscharskyana* and *Allium senescens*. **AGM**
- **‘Overdam’** Z4 80 cm x 45 cm ○ D July-Oct
One of the smaller selections in this group, with finely textured, spiky clumps, topped with short, solid stems ending in tightly feathered panicles.
- **‘Poul Petersen’** Z4 60 cm x 60 cm ○ D July-Oct
Forms a near perfect semi-globe with its nicely diverging stems. Attractive warm yellow fall colours.
- **‘Variegata’** Z5 (3) 70 cm x 60 cm ○ D July-Oct
Anyone just beginning to garden with grasses should start with this one. With attractive leaves, brightly striped with yellow and white, it forms a soft, flowing mound from which yellow-stemmed panicles arise, forming a perfect semi-globe in summer. We have also been impressed with the stamina of this cultivar in winter, and if snow stays away, the stems hold up remarkably well. Not self-seeding, it is strictly clumping and accepts any regular garden soil with adequate summer moisture. **AGM and GPP**




Molinia caerulea
‘Edith Dudszus’



Molinia caerulea
‘Heidebraut’




Molinia caerulea
‘Moorflamme’



Molinia caerulea
‘Moorhexe’




Molinia caerulea
‘Overdam’




Molinia caerulea
‘Poul Petersen’



Molinia caerulea
‘Variegata’




Panicum virgatum
‘Hot Rod’




Panicum virgatum
‘Northwind’

PANICUM (*Poaceae*) switch grass

- virgatum** N. America
- Pretty, clump-forming plants that are very adaptable to various soil conditions, including poorly draining and even temporarily flooded grounds. Drought-tolerant once established, and effective in the smaller garden as a solitary or container-grown specimen, and on larger properties, effective in groupings or sweeps. Easy to maintain, with only one late winter clipping per year. And long-lived, without a need for dividing or lifting.
- **‘Hot rod’** Z4 150 cm x 90 cm Aug-Oct
Maroon-red colouring starts to paint this switch grass as early as May and intensifies as the season comes along. The blades of this upright grass gracefully arch and are the widest of the red switch grasses we offer. The airy blossoms are also dark red coloured and appear above the foliar mass.
 - **‘Northwind’** Z4 200 cm x 90 cm ○ Aug-Oct
Found by our friend Roy Diblik and named after his Northwind Perennial Farm, this is a tall and stiffly upright form, but not as rigid as ‘Heavy Metal’. Attractive yellow fall colouring and excellent winter structure. **PPA (2014)**
 - **‘Rotstrahlbusch’** Z4 120 cm x 60 cm ○ Aug-Oct
Emerging green in the spring, this variety quickly develops red tips and turns burgundy-red as the season progresses. The airy, reddish-brown tinted flowers appear in late summer. Attractive with *Aconitum carmichaelii*, *Perovskia* and *Achillea* varieties. **GPP**
 - **‘Shenandoah’** Z4 120 cm x 50 cm ○ Aug-Oct
Similar to the previous selection but with earlier and more intense colouring of the foliage. This selection is also quite a bit slower to develop which makes it suitable for smaller gardens as well. Will remain upright in most winters. Evaluated and selected by Hans Simon of Germany. **AGM and GPP**



Panicum virgatum
‘Rotstrahlbusch’



Panicum virgatum
‘Shenandoah’

PENNISETUM (Poaceae) fountain grass

alopecuroides Asia, Australia

— 'Moudry' Z6 90 cm x 100 cm ○ Sept-Nov

Fluffy, dark purplish-brown tails, up to 15 cm long, appear in great quantity above rounded mounds of arching, deep green foliage. All fountain grasses prefer a warm and sunny location where they will flower most profusely. Don't wear wool or other loosely knit fabrics when cutting these back to the ground in late winter. The seeds burrow themselves through the fibers and make you itch all over.

orientale Z6 50 cm x 50 cm ○ June-Oct

This SW Asian native is much finer in texture than the above species, and comes into bloom early, with fluffy, white, pink-hazed tails that last well into the fall. Attractive and easy to blend into the border. Full sun and well-drained soil are key to its success. Pretty combined with *Crambe maritima*, *Allium sphaerocephalon*, *Geranium*, *Salvia*, *Perovskia* and *Campanula*. **AGM and GPP**



Pennisetum alopecuroides 'Moudry'



Pennisetum 'Orientale'

SCHIZACHYRIUM (Poaceae) little bluestem N. America

In order to grow any of the little bluestems without support in the Lower Mainland, one should provide this grass with full sun, a lean diet and no overhead summer irrigation. If these requirements are ignored, don't expect magic but a rather messy plant and disappointment. But, if you're doing it right, this grass will be a valuable player in your garden.

scoparium
— 'Blue Paradise' Z4 120 cm x 60 cm ○ Aug-Sept

We are still evaluating this introduction from Walter's Gardens but so far it has stood up well. The attractive blue foliage develops streaks of deep red that intensify and increase towards the end of the season. Attractive dark coloured grassy plumes develop in late summer.

— 'Smoke Signal' Z4 100 cm x 60 cm ○ Aug-Sept


Another Walter's Gardens introduction that after two years has stood up well and promises a slightly more compact growth. Great steel blue foliage with red highlights, intensifying as the fall comes along.

— 'The Blues' Z4 120 cm x 60 cm ○ Aug-Sept

An attractive column of blue-green foliage in spring and summer turning to orange and red in the fall. The flowers are quite inconspicuous but when the silvery seed heads develop it makes quite a show, especially when backlit by the sun. I would consider this a first class alley plant.



Schizachyrium scoparium 'Blue Paradise'



Schizachyrium scoparium 'Smoke Signal'



Schizachyrium scoparium 'The Blues'



Sesleria albicans

SESLERIA (Poaceae) moor grass Europe

albicans Z4 20 – 30 cm x 30 cm ○ April-May

Our fondness with this genus has encouraged us to collect a number of different species and we have been delighted with this small member. Similar in size and attributes to *S. caerulea* but with green foliage. The small, tidy clumps are topped in late winter and early spring with short and pointed, reddish-violet spikes.

argentea Z4 35 – 50 cm x 50 cm ○ June-Sept

One can see the close relation to *S. autumnalis* but the blades are wider, giving the clumps a pleasantly coarser look. In our gardens it is a bit taller as well and in full sun the leaves take on a yellow-green colour. This species blooms earlier than its relation, but is equally at home in part or full sun. It is tolerant of dry soils and seems to spread with similar short stolons.



Sesleria argentea

autumnalis **Z4** **30 - 45 cm x 50 cm** ○ ● ● **Aug-Oct**
 The latest of the seslerias to come into bloom, with attractive, dense, grayish-white spikes above loose, light green tufts of narrow leaves. Evergreen in zones 6 and up, The centers of the clumps send out short stolons, forming lovely dense patches in due time. It tolerates a considerable amount of shade and any regular soil. Attractive in our shade garden as a groundcover in dappled light and summer-dry soil. Combine at the edge of the woodland with *Epimedium pubigerum*, native huckleberries, *Fothergilla* and *Lathyrus vernus*. In full sun, the clumps remain dense and acquire a pale, yellow-green colour. There are countless great neighbours for this grass in full sun. Think of *Echinacea*, *Phlomis*, *Eryngium*, *Salvia*, *Kalimeris*. Nearly anything goes. **GPP**




Sesleria autumnalis

caerulea **Z4** **30 - 20 cm x 30 cm** ○ ● **April-May**
 A low and compact, evergreen grass with short, upright blades that grow from slowly spreading clumps. The leaves are glaucous blue on the upper side and have a dark green colour on the reverse, creating a nice two-tone effect. The flowers appear in short, thimble like heads above the foliage in late winter and early spring.



Sesleria caerulea

heufleriana **Z4** **40 - 50 cm x 50 cm** ○ ● **April-May**
 Neat, tufted mounds of blue-green foliage, up to 40 cm tall, remain remarkably green in winter time. In early spring, the creamy-yellow pollen sacks emerge from blackish, dense buds that start to develop at ground level and, while flowering, continue to grow to about 45 cm long. A good grass for groupings amongst lower shrubbery.



Sesleria heufleriana

nitida **Z4** **20 - 45 cm x 70 cm** ○ **April-May**
 Stiff, spiky, steel-blue leaves form dense but spreading clumps, topped in early spring with short, thick, thimble-like, grayish-white spikes. For alkaline soils and a sunny spot.



Sesleria nitida

SPODIOPOGON (*Poaceae*) **Siberian graybeard** **E. Asia**
sibiricus **Z4** **150 cm x 80 cm** ○ **July-Aug**
 A tightly clumping grass that forms attractive foliar clumps with horizontally placed leaves, creating a bamboo-like appearance. The plants are topped in midsummer with taut, egg-shaped inflorescences, all appearing at the same level, well above the foliage. Often turns a nice burgundy-red in fall.



Spodiopogon sibiricus

SPOROBOLUS (*Poaceae*) **dropseed** **N.America**
heterolepis **Z4** **30 - 70 cm x 80 cm** ○ **July-Oct**
 This beautiful North American native inhabits the vast prairies of the central plains and is equally at home in a sunny spot in the garden. Prairie dropseed forms finely textured, light green mounds from which the first airy, scented panicles arise on thin, arching stems in early July. These continue to appear well into fall, adding wonderful airiness to the summer and fall border. As the nights become cooler, the clumps turn a beautiful orangey-brown before elegantly dying back in early winter. The dried leaves remain attached to the clumps throughout the winter months. Slowly clumping, long-lived prairie dropseed is easy to please with any garden soil, and it doesn't need division or lifting to maintain its vigour.



Sporobolus heterolepis

— **'Tara'** **Z4** **30 - 60 cm x 60** ○ **July-Oct**
 Found around Bald Bluff in Wisconsin's Kettle Moraine by Roy Diblik from Northwind Perennial Farm in Wisconsin. This selection is more compact than the species with a spikier clump of foliage and shorter, more upright divergent flower stems. Magical when loaded with dew-diamonds. Excellent orangey-brown fall colour as well. Like the species, allow these plants to settle in for a few years. They are long-lived but need some time to show their true nature. They are worth the wait and their low, long term care makes up for this!

STIPA (*Poaceae*) **needle grass, feather grass** **C., S. Europe**
barbata **Z6** **75 cm x 50 cm** ○ **June-July**
 Very thin, dark green leaves, form loose mounds from which upright to divergent stems emerge, topped with striking, wispy, silvery-white awns, up to 20 cm long, that move with the wind. Effectively combined in our gardens with *Athamanta* 'Denver Lace', *Astrantia* varieties, *Geranium*, *Crambe maritima* and *Salvia*. Full sun and a freely draining soil will produce excellent results.



Sporobolus heterolepis 'Tara'




Stipa barbata

calamagrostis **Z5** **100 cm x 80 cm** ○ **June-Aug**
 (Syn. *Achnatherum calamagrostis*). Silver spear grass is a valuable grass for a full-sun position and a moisture-retentive soil. It forms dense, slowly spreading, very “natural-looking” clumps of deep green foliage, which are topped in July with arching, silvery-green inflorescences that turn a beautiful honey colour as the season progresses. The thick but finely textured plumes remain intact and effective deep into winter. Inadequate sun will result in wildly flopping plants, that are best clipped back and moved to a better location. Some limited self-seeding might occur.


gigantea **Z6** **220 cm x 150 cm** ○ **June-Aug**
 One of the most impressive and refined choices for grassy grandeur in the border. Thin, gray-green leaves form rounded, low, wide tufts that are topped in early summer with tall, sturdy, divergent stalks that carry large, open, terminal panicles at eye-level. The pendulous, golden-brown spikelets have very long awns, up to 12-cm, that strongly add to the plant’s veil-like effect, and they will persist deep into summer. Allow this grass to settle in for three or four years to develop to its full potential. Attractive in the front, middle or back of the border. Giant feather grass will surely wither and die in poorly draining soil. **AGM and GPP**

tenuissima **Z6** **60 cm x 50 cm** ○ **June-Sept**
 (Syn. *Nasella tenuissima*). Mexican feathergrass does very well on the west coast as long as it is provided with superior (winter) drainage. It has provided us with the finest texture of any of the grasses we grow in our gravel garden between the greenhouses moving in the lightest of breezes. Flowering as early as late May, this grass provides serious impact into winter, turning from green to the colour of raw cane sugar by late summer.

tirsa **Z6** **70 cm x 30 cm** ○ **May-July**
 Long, silver manes move sinuously through the air. A brief but superb display. The leaves are like green threads, thin and upright, forming a small tight, upright clump. The awns attached to the seeds seem unreasonably long, compared to the foliage. Attractive with sages, sea hollies and ornamental onions.



Stipa calamagrostis



Stipa gigantea



Stipa tenuissima



Stipa tirsa

FERNS

When gardening in any amount of shade, ferns will add structure, texture and, in a number of cases, architectural quality to the herbaceous carpet under trees and shrubs or on the north side of a home. Although some will tolerate considerable sun, most feel at home under part sun (early morning or evening sun), dappled light under deciduous or evergreen trees, or even in areas shielded from any direct sun. A moisture-retentive soil, on the acidic side, will keep most ferns happy, although there are drought-tolerant species, as well as ferns that prefer alkaline soils. The shapes and habits of ferns vary considerably, from clump-forming, funnel-shaped specimens to delicate beauties for the rockery, to rampant, stoloniferous spreaders that can break through concrete pathways and asphalt. The latter are best enjoyed in the wild or in a friend's garden. Other considerations might be whether a fern is deciduous or evergreen, if it's edible or not, ease of maintenance and suitability for containers. Don't let the botanical terminology take away from your lust for these plants, it's just the way various parts of the fern are named. All are (super) long-lived plants under the proper conditions. After all, ferns once covered our planet and have survived many ice ages. Some species are still very widely spread throughout the world.

ADIANTUM (Adiantaceae) maidenhair fern

aleuticum Z3 60 cm x 70 cm ▶●

This fern is the personification of grace and elegance in the woods of the Pacific Northwest. The fronds unfurl in mid-spring like fans, with finely divided fingers floating above the cool, moist soil on top of deep purple-black stipes (stalk or the stem that the blade sits on) in a most magical way. The maidenhair ferns prefer moist soils, but are otherwise easy to please and long-lived, gaining girth every year, forming a large clump. They can be true cliffhangers, growing along vertical outcroppings that are saturated by seepage from higher ground. This can easily be mimicked in the garden in moist soil pockets between rocks along a creek, pond or waterfall. **AGM and GPP**

— **'Imbricatum'** Z5 (3) 25 cm x 45 cm ▶●

About a third the size of the species, but possessing good vigour, it forms nice clumps in a reasonable period of time. Being smaller and shorter, I feel this variety misses the finesse of the species, but it can be effective as a deciduous groundcover between *Epimedium*, *Saxifraga*, *Trillium*, *Diphylleia* and *Arisaema*.

pedatum

— **'Miss Sharples'** Z3 50 cm x 60 cm ▶●

Identical to *A. aleuticum* but with pale, yellow-green fronds that have bronze coloured stems and a slight bronze flush when emerging in early spring. Miss Sharples maintains a pale complexion throughout the summer. Attractive with *Anemone nemorosa* and *Omphalodes*, well, pretty much anything in the woodland.

venustum Z5 20 cm x ~ ~ ▶●

The Himalayan maidenhair fern forms a wonderful, semi-evergreen groundcover. Initially slow to establish, the thin rhizomes spread to form a dense, finely textured, non-invasive carpet. The bipinnate, or sometimes tripinnate, blades are triangular in outline, about 10 cm wide at the base and up to 15 cm long. The segments or pinnules (leaflets) are bronzed when they emerge in spring along the black rachis (the stems within the leaf blades), greening up as summer comes along. **AGM and GPP**

ARACHNIODES

standishii Z5 45 cm x 80 cm ▶●

We were immediately attracted to this fern in the magical garden of Margot Ketchum and are thrilled to have a piece of hers grow underneath our cherry tree. The "upside down fern" is exactly what it sounds like: the lush finely textured segments are turned upside down along the arching fronds, creating a lacy effect. It takes a little while to mature but the crown forms little offsets at its base creating quite dramatic mounds. The fronds are fresh parsley-green and although not evergreen, will remain green deep into winter. Native to Japan and a great fern to use as a specimen or in groupings underneath shrubs and trees. Develops best in moisture retentive soils.



Adiantum aleuticum



Adiantum aleuticum 'Imbricatum'



Adiantum pedatum 'Miss Sharples'



Adiantum venustum



Arachniodes standishii

ASPENIUM (*Aspleniaceae*) spleenwort
trichomanes Z2 15 cm x 40 cm ▶●

Maidenhair spleenwort is a fine-textured, clumping, evergreen fern, especially suitable for rockeries and even containers. The plants form tight clumps from which the small fronds emerge. The rounded, bright green pinnules (leaflets) are nicely set off against dark stems (stipe and rachis). Make sure you provide this fern with a well-draining soil, since slowly draining mediums and temporary standing water will quickly cause its demise. Slugs can be an issue in early spring. **AGM and GPP**



Asplenium trichomanes

ATHYRIUM (*Dryopteridaceae*) lady fern

filix-femina
 — ‘Frizelliae’ Z5 45 cm x 45 cm ▶●

If this stays true to its form, the tatting fern can be an amazing looking fern. The fronds are upright divergent and up to 45 cm long, lined with small circular pinnae. Beautiful paired with small woodland treasures. Unfortunately it regularly (but not always) tends to revert to the straight species. **GPP**

— ‘Lady in Red’ Z4 (3) 70 cm x 70 cm ▶●

This vigorous, deciduous fern has upright to diverging fronds that form large, multi-crowned clumps around an upward-growing rootstock. This selection of lady fern emerges in the spring, with a deep red stipe and rachis. Although not fussy about soil and growing conditions, as long as there is some moisture, it should be planted out of strong winds and away from pathways and stepping stones to prevent breakage of the brittle fronds.

‘Ghost’ Z4 80 cm x 60 cm ▶●

An interesting hybrid between *Athyrium filix-femina* and *Athyrium nipponicum* with upright to diverging fronds in a ghostly pewter colour with green and reddish undertones. Quite vigorous and easy to grow.

nipponicum
 — ‘Pictum’ Z5 (3) 60 cm x 60 cm ▶●

Japanese painted fern, vigorous and easily grown in dappled light or bright shade, forms compact but steadily increasing clumps with gently arching fronds. Although deciduous, the plant never looks tired during the growing season, since it continuously develops new fronds into fall. Provide this cultivar with moisture-retentive soil and a bright site out of direct sunlight for the best colouring of the fronds. The lively markings on the segments (leaflets) are a metallic-gray along the edges, bleeding to deep mahogany towards the base of the leaflet, and into the rachis. Combined in our garden with *Triosteum pinnatifidum* and *Digitalis lutea*. **AGM, GPP and PPA (2004)**



Athyrium filix-femina ‘Lady in Red’



Athyrium ‘Ghost’

BLECHNUM (*Blechnaceae*) hard fern, deer fern
penna-marina Z5 20 cm x ~ ▶●

A truly great, evergreen, fern that will form solid mats with slender, upright to arching fronds. The fertile fronds are stiffly upright with short, linear pinnae. Little hard fern is native to Australia, New Zealand and Chile. It performs very well in our dryish open woodland where it mlds itself around rocks and taller perennial. **AGM and GPP**

— ‘Cristatum’ Z5 10 cm x ~ ▶●

A curious form in which the frond apex is crested (the tips of the fronds end in a number of small leaves, arranged in a fan-like pattern) creating a different texture.

— dwarf form Z5 10 cm x ~ ▶●

The same habit and requirements as the species, but a smaller plant. This is the form we have offered as “regular” penna-marina up to the spring of 2008.



Athyrium nipponicum ‘Pictum’



Blechnum penna-marina



Blechnum penna-marina ‘Cristatum’



Blechnum penna-marina dwarf form

spicant **Z5** **80 cm x 60 cm** **▷ ●**

Native to the moist and acidic soils of the Pacific Northwest, as well as acidic spruce and occasionally beech forests in Europe. This pretty fern forms dense clumps with shiny, leathery, evergreen, infertile fronds that spread, as they mature by early summer, forming the base and backdrop for the stiffly upright but slender, fertile, summer-green fronds, that stand high above the rosette. The narrow, needle-like segments along the fertile fronds are well-spaced and create a beautiful ethereal effect in the forest. We have seen this at various locations along the rugged west coast of Vancouver Island, where it occupied moist seepage areas under dense cedar and hemlock forests. The airiness of the numerous infertile fronds, growing in dimly lit openings under the low canopy of those old-timers, magically contrasted with the large boulders and rock outcroppings between the twisted trunks. **AGM and GPP**



Blechnum spicant



Dryopteris affinis 'Crispa Gracilis'

DRYOPTERIS (*Dryopteridaceae*) **wood fern**
affinis **Scaly male fern** **Asia, Europe**

— **'Crispa Gracilis'** **Z4** **25 cm x 30 cm** **▷ ●**

Attractive congested dwarf form. Forms dense, evergreen clumps without being too cute. Attractive in shady containers as well. **AGM**

— **'Cristata Angustata'** **Z4** **60 cm x 50 cm** **▷ ●**

Best treated as a deciduous fern in zones 4 to 6 but attractive during the growing season, with arching fronds and pinnae (leaflets) that are crested at the tips. I think that these crested forms lack that natural feeling so typical of ferns, but they can be effective in foliar combinations with plants like *Brunnera*, *Heuchera*, *Arisaema*, *Trachystemon* and *Deinanth*e. **AGM**

— **'Stableri Crisped'** **Z4** **90 cm x 30 cm** **▷ ●**

Remarkably narrow and upright, even more so than *D. f-m* 'Barnesii'. Very elegant and architectural, forming large, multi-crowned clumps over time. The clumps in our garden have reached an impressive size and catch more and more eyes from visitors. We once ran into some plants of this fine form and are able to finally offer a few divisions every year. **AGM**

crassirhizoma **Z5** **90 cm x 90 cm** **▷ ●**

Like the ostrich fern, the thick-stemmed wood fern forms a trunk but not the spreading rhizomes. It forms a beautiful crown from which the long fronds radiate up and gracefully arch. A striking fern that has to be allowed to mature for three or four years. It won't have its solitary look right from the start. As soon as we get some frost in the fall, the fronds will lie flat on the ground like the spokes of a fallen bike but they will remain green most of the winter. It's best to keep the leaves on because the plants generate larger fronds in the following spring if you do. **AGM and GPP**

dilatata **broad wood fern** **Europe, Eastern Asia**

— **'Crispa Whiteside'** **Z5** **70 cm x 70 cm** **▷ ●**

The crisped foliage on this clumping selection is a fine, textural addition for the woodland. The fronds remain paler green in colour through the summer and the sheer multitude of fronds on a mature crown creates a dense, fine foliar mass. Very elegant and also suitable for planters in the shade. Deciduous. **AGM**

— **'Jimmy Dyce'** **Z6** **40 cm x 40 cm** **▷ ●**

A clumping fern which grows from an erect rhizome, which on the oldest plants in the garden, has stretched about 15 cm above the ground, allowing groundcovers to snuggle right up to its base. This selection forms a tidy arching fountain of fronds which remains evergreen in milder winters. Found on the Scottish isle of Arran.

— **'Recurved Form'** **Z4** **100 cm x 90 cm** **▷ ●**

Given time and a moisture-retentive soil, this selection of broad wood fern will develop into impressive specimens with elegantly arching see-through fronds. The laciness is especially pronounced on this form since the edges of the segments are curved downwards, optically reducing the leaf size.




Dryopteris affinis 'Cristata Angustata'



Dryopteris affinis 'Stableri Crisped'



Dryopteris crassirhizoma



Dryopteris dilatata 'Crispa Whiteside'



Dryopteris dilatata 'Jimmy Dyce'



Dryopteris dilatata 'Recurved Form'

filix-mas **male fern**

— ‘**Barnesii**’ **Z4** **90 cm x 40 cm** ▶ ●

The very erect growth habit with its slightly arching, narrow fronds make this an excellent candidate for a group effort in the woodland garden. Underplant the funnels with a carpet of woodland flowers like *Tiarella*, *Phlox stolonifera* and *Anemone nemorosa*.

— ‘**Linearis Polydactyla**’ **Z4 (3)** **80 cm x 80 cm** ▶ ●

Forked, filagree pinnae along arching to spreading fronds create a fine textural mound in the garden. In mild winters (in our zone 6), this tightly clumping fern remains green deep into winter. It also seems to tolerate quite a bit of sun, judging by the potted plants that are displayed in part afternoon sun without traces of browning or discolouring.

wallichiana **Z6** **100 cm x 100 cm** ▶ ●

One of the most striking large ferns in our gardens, with a very lush and tropical appearance. The fiddleheads develop beautifully in early spring, covered with bristly, black scales as they unfurl from the large crowns. The impressive, dark green fronds form an erect to arching, stately funnel. The fronds retain their shape until early winter, when they deteriorate due to the weight of snow and persistent rains. This fern has quite an erratic distribution, popping up from Central to South America, hopping the ocean to the islands of Hawaii, and traveling further to the West Indies, Asia, and even into Africa. **AGM and GPP**



Dryopteris felix-mas ‘Barnesii’



Dryopteris felix-mas ‘Linearis Polydactyla’


GYMNOCARPIUM (**Dryopteridaceae**) **Oak Fern**

dryopteris **Z2** **25 cm x ~** ▶ ●

(Syn. *Gymnocarpium disjunctum*). Oak fern is a delightful, deciduous, groundcover fern for cool and moist, humus-rich soils where, over time, it will form low but substantial colonies with delicate, refreshing, pinnately compound, soft green fronds. Attractive around *Podophyllum*, *Actaea* (syn. *Cimicifuga*), *Cardiocrinum*, *Cyclamen*, *Polygonatum*, *Sesleria autumnalis*, *Epimedium* and *Smilacina*. Native to North America, and parts of Europe and Asia. **AGM and GPP**



Dryopteris wallichiana



Gymnocarpium dryopteris

MATTEUCCIA (**Onocleaceae**) **ostrich fern** **N. America, Europe, N. Asia**

struthiopteris **Z2** **120 cm x ~** ▶ ●

A deciduous fern forming stout rhizomes that sit, pineapple-like, on top of the soil. From this emerges a “vase” of large, upright-diverging, feathery, infertile fronds in bright green. Although stiff and sturdy, the fronds themselves are quite brittle. The shorter, greenish-brown, fertile fronds look like they have been dried and fried in a hot desert sun, and appear in a stiffly upright group in the center of the vase. Only mature rhizomes seem to produce the fertile fronds that, unlike the infertile ones, dry on the rhizome and persist deep into winter, turning cinnamon brown, and then finally black. Ostrich fern will, in a fairly short time, form large and impressive colonies, especially in summer-moist soils. If the soil is allowed to dry out, these ferns will slip into early dormancy but often return when conditions improve. Good partners are *Tiarella*, *Dicentra*, *Brunnera*, *Convallaria*, *Alchemilla*, *Podophyllum* and *Phlox stolonifera*. **AGM**



Matteuccia struthiopteris

OSMUNDA (**Osmundaceae**)

cinnamomea **Z2** **100 cm x 60 cm** ▶ ●

Cinnamon fern is deciduous, with upright fertile fronds that develop before the infertile ones. They start out green but turn a beautiful cinnamon colour by the end of spring and early summer, contrasting nicely with the infertile green fronds that form an upright funnel around them. The brown fronds of cinnamon fern hold up until the second part of summer, leaving the green ones to take the plant into fall. A moisture-retentive, acidic soil will provide the best results. Allow some years for this fern to settle in and reach maturity. Under optimum conditions, the fronds can reach up to 150 cm in height. Native to North and South America and Asia(!). It was a treat to see this and the following species in beautiful drifts in western Newfoundland, inhabiting grassy openings and clearings as well as boggy area’s, combining with *Thalictrum pubescens*, *Carex davalliana* and *Sarracenia purpurea*. **AGM**



Osmunda cinnamomea

regalis **Z2** **150 cm x 120 cm** ▶ ●

The first time I encountered royal fern in a garden, I was immediately struck by its size, which has not been topped since. The moat surrounding the ancient ruins, house and tower of Scotney Castle in Kent, England, had a number of specimens, 250 cm tall and just as wide, anchoring the shores. These giants formed enormous hummocks that still have me guessing at their age. The deciduous, thin, bipinnate leaf blades consist of long, rounded, grass-green segments. The upright-diverging, infertile fronds form the perfect backdrop for the fertile fronds that appear, plume-like, above the leaves, assuming attractive shades of cinnamon and cocoa by summer. As with the previous species, a moisture-retentive soil or even soggy medium is a must. A cosmopolitan species. Occasionally we offer the form *Osmunda regalis* 'Purpurea' which has reddish-brown blushed foliage. **AGM and GPP**



Osmunda regalis



Pentarrhizidium orientale

PENTARRHIZIDIUM (*Onocleaceae*)

orientale **Z5** **80 cm x 100 cm** ▶ ●

By those in the know better known under its previous names, *Matteuccia orientalis* or *Onoclea orientalis* but this fern is rarely available in nurseries and unknown to most. It has delighted us with bold, elegant texture and restrained vigour. The fronds emerge gracefully from a stout erect crown and develop into a fine, wide arching fountain. A beautiful deciduous fern for moisture retentive and organically rich soil. The flowering fronds with their art-deco appearance, persist into the following spring, nicely contrasting against a blanket of snow. In early spring they enhance the appearance of early woodland ephemerals.



Phyllitis scolopendrium

PHYLLITIS (*Aspleniaceae*) **hart's tongue fern**

scolopendrium **Z6** **60 cm x 60 cm** ▶ ●

The appearance of the hart's tongue fern adds a touch of exoticism to the garden. The evergreen straplike fronds form a stiffly upright clump growing from an erect rhizome. This species needs moisture retentive soil in part shade and the comfort of lime added to the soil. This can be achieved by planting these ferns along the base of a concrete foundation, masonry wall, concrete pathway or simply by adding chunks of lime mortar to the ground.



Polypodium glycyrrhiza

POLYPODIUM (*Polypodiaceae*)

glycyrrhiza **Z6** **30 cm x ~** ▶ ●

Our native licorice fern is a summer-dormant fern with a creeping habit that feels at home in trees as well as on top of rocks in shallow soil depressions. In the wilds, this fern is often found growing high up on the trunks of big-leaf maple. The fronds, green in winter, make for an attractive groundcover along the base of deciduous trees. We have observed large patches in Victoria, where one could lift the clump like a rug off the rocks!



Polystichum braunii



Polystichum makinoi

POLYSTICHUM (*Dryopteridaceae*)

braunii **Z3** **80 cm x 100 cm** ▶ ●

Braun's holly fern often emerges in April, forming attractive, upright to arching funnels of glossy green fronds. The reverse side of the fronds is attractively covered with bristly, pale yellow scales that turn a dark honey colour as the blades mature. This feature is also very prominent as the fiddleheads unfurl. A moisture-retentive soil in dappled light and shelter from early spring frosts will give impressive results.

makinoi **Z6** **60 cm x 60 cm** ▶ ●

Makino's holly fern is a clump-forming fern with lustrous fronds that is easily grown in any acidic soil as long as it doesn't get too dry in summer. The shiny foliage is attractive in darker locations, reflecting the light and adding spark to the planting. Evergreen and a classy partner for finer woodland plants.

munitum **Z6** **100 cm x 100cm** ○ ▶ ●

A clump-forming fern, gaining girth, size and impact with age. It is native to our Pacific Northwest, where in dark, coniferous forests it can form an impressive, solid groundcover. The evergreen fronds persist well through our winters, gently arching toward the ground when a new generation of magical fiddleheads appears in spring. Clipping the evergreen fronds back before growth resumes in spring seems to increase the number of stems at a faster pace if done every two years. Otherwise, the removal of only dead or damaged fronds is sufficient to maintain a good-looking plant. Adaptable to moist, as well as drier conditions and grows well in both sun and deep shade. **AGM and GPP**

polyblepharum **Z5** **90 cm x 100 cm** ▶ ●

The arching, evergreen, deep green fronds of this clumping species look like they have been sprayed with lacquer, adding reflective quality to the woodland garden. Japanese tassel fern is an elegant species for moisture-retentive, humus-rich soils and, like *P. braunii*, is densely covered with caramel-coloured scales along the stipe and rachis. Fabulous in large groupings with low ground cover beneath them. Plants might be deciduous in zones colder than Z6. **AGM and GPP**

setiferum

— **'Bevis'** **Z5** **80 cm x 100 cm** ▶ ●

Beautiful, wide, dark green and glossy fronds cascade outward from the crown, creating a large and lush mound in soils rich in organic matter and regular moisture. A most elegant selection that needs four or five years to mature, and keeps on improving as the years go by. Striking as a solitary specimen or in smaller groupings. Semi-evergreen.

— **'Divisilobum'** **Z5** **60 cm x 80 cm** ▶ ●

Evergreen from zones 6 and up, soft shield fern has a fine foliar presence in the shade garden and, due to its adaptability, can be grown in dry as well as moist shade with good results. The tri-pinnate fronds grow from a dense crown and form soft, lacy mounds. The blades are attractive in flower arrangements, especially in winter. **AGM and GPP**

— **'Divisilobum Plumosum'** **Z5** **50 cm x 60 cm** ▶ ●

The fronds on this selection are four times divided, with the pinnae overlapping in neat rows from the top to the base of the frond, giving the fern a distinctive plume-like appearance. This fern bulks up slowly into impressive specimens. Best in a moisture retentive, organic soil. **GPP**

— **'Herrenhausen'** **Z5** **40 cm x 80 cm** ▶ ●

The soft, finely textured but leathery fronds on this tough selection tend to grow out more horizontally, forming a wide, evergreen clump. The fronds are dark green and evergreen and live for a string of years. The older fronds form bulbils (buds) along the midrib. Suitable for flower arrangements and attractive with *Epimediums*, *Helleborus* and *Luzula*. Tolerant of dry woodland conditions once established.

WOODWARDIA (**Blechnaceae**)

areolata **Z4** **50 cm x ~** ▶ ●

The netted chain fern forms an open mat with its long-creeping rhizomes. The lobed, deciduous fronds emerge a reddish-green in early spring between a colony of *Primula sieboldii* in our woodland. This creates a wonderful effect with the primrose's pale mauve colour. Over the course of summer, the fronds turn a shiny dark green. The fertile fronds with their linear pinnae (leaflets) stand stiffly upright. This species prefers moist soil but displays good surviving skills and tempered expansion in our dryish part of the woodland.



Polystichum munitum



Polystichum polyblepharum



Polystichum setiferum 'Bevis'




Polystichum setiferum 'Divisilobum'



Polystichum setiferum 'Divisilobum Plumosum'



Polystichum setiferum 'Herrenhausen'



Woodwardia areolata

VINES

AKEBIA

(*Lardizabalaceae*)

quinata Z5 red-pur 12 m, winding ○ D April-May

Fife-leaf akebia is a vigorous, semi-evergreen climber that winds itself through fences, trellises and over arbours, quickly disguising a structure with its lovely, mounding, dark green foliage. Very lush and soft in appearance, *Akebia* holds on to about half of its leaves in winter, often acquiring reddish-brown spots and providing interest in the garden, as well as cover for the birds. The fragrant flowers appear in short racemes before the growth resumes in early spring. **AGM**

— **'Alba'** Z5 white 12 m, winding ○ D April-May

As vigorous as the species, but with emerald-green foliage and fragrant, pure white flowers when the birds start to sing in spring.



Akebia quinata



Akebia quinata 'Alba'

CLEMATIS

(*Ranunculaceae*)

'Betty Corning' Z5 (Z4) lilac-blue 4 m ○ D June-Sept

Open scrambler for small fences, arbours and taller deciduous shrubs. Slightly nodding, open-faced flowers with wide sepals, recurving at the tip in a soft lilac-blue colour. Maybe not as profusely flowering as some but handsome nevertheless. Flowers on the old as well as the young wood. **AGM and GPP**

brevicaudata Z4 cream 4 m ○ D July-Sept

Although received under this name, and offered as such, we have our reservations about its identity. Nevertheless, a beautiful, small-flowered *Clematis* that displays its thousands of star-shaped flowers in large panicles through a rambling *Rosa* 'Debutante' on our back-door arbour. The *Clematis* opens up when 'Debutante' is about half through, and it continues into early September. This species dies back to the ground over winter and in early spring sends up tender, new growth with reddish-purple stems at an amazing rate. Allow 3 to 4 years to settle in and reach maturity.

campaniflora Z6 whi-blu 8 m ○ D Aug-Sept

Small campanulate, powdery blue flowers appear in great quantity late in the season, but they are so delicate in appearance that this species should be planted close to a walkway, seating area or gate where its beauty can be greeted, enjoyed and appreciated. This species rambles through a *Cornus nuttallii* in our shade garden, and we cut it back to knee-height in late winter every third year.

chiisanensis

— **'Lemon Bells'** Z6 (3) yellow 5 m ○ D May-June

A pretty and successful UBC Botanical Garden introduction, with copious amounts of nodding, lemon-yellow, flaring bells with elegant, pointed tips. The young growth is a beautiful mahogany that makes for a classy combination with the flowers and the soft green foliage. The fluffy seed heads remain attractive into early winter and are exquisite when backlit by the late afternoon sun in late summer. Excellent on small structures and fences, rambling through leggy shrubs, or combined in an arbour with roses. Can be clipped right after flowering. **GPP**

x durandii Z5 blue 2-3 m ○ D June-Sept

Don't let the height of this plant fool you in to believing this might be a puny thing. Large, rich indigo-blue flowers, up to 12 cm across with a creamy-yellow center. The long blooming time and relatively short height, make this a perfect plant to guide along a low fence, through a low shrub or into a smaller trellis. Prune back hard in late winter or early spring. **AGM and GPP**

x eriostemon

— **'Blue Boy'** Z4 (3) blue 2 m ○ D July-Aug

Growing alongside the shrubby climber *Rosa* 'Ghislaine de Féligonde' on our knuckle-top wire fence, the bright blue, campanulate flowers, with their nicely flared and twisted sepals, are a refreshing combination with the warm apricot flowers of 'Ghislaine'. Our 'Blue Boy' has survived a rough start, dealing with the harsh conditions of full sun, rabbits, lawnmowers and long summers. Can be clipped back to the ground in late winter.



Clematis 'Betty Corning'



Clematis brevicaudata



Clematis campaniflora



Clematis chiisanensis 'Lemon Bells'



Clematis x durandii



Clematis x eriostemon 'Blue Boy'

'Etoile Violette' **Z5 (Z3b) purple 4 m** **○ D June-Sept**
 Rich, purple-blue flowers, about 10 cm across are centered with a showy tuft of golden stamens. The petals are not overlapping, giving the blossoms a starry appearance. Prune back hard, to approximately 30 cm from the ground, right above a pair of strong leaf buds in late winter to early spring. **AGM and GPP**

fusca **Z5 brown 2.5 m** **○ D April-May**
 The thick petalled, fuzzy-brown buds appear early in the spring and are a bit of an oddity in the clematis range. The urns barely open up at the tips, giving this Japanese native intrigue. Our plants are grown from seed which was collected in the wilds of Japan.

glaucophylla **Z5 salmon 3 m** **○ D June-Aug**
 Small, thick petalled, urn-shaped flowers appear over an extended period of time starting in early summer. The interiors of the flowers are yellow, creating a lovely contrast. Ideally suited for clambering up a shrub, small trellis or railing, not too far back from the beaten path. A rare native from the S.E. USA, fully hardy here and best located in a good amount of sunshine to warm its southern bones.

x jouiniana
— 'Chance' **Z3 blue 3 m** **○ D Aug-Sept**
 Excellent used as a ground cover or planted to ramble down a slope, spill over the edge of a wall or help it up a low fence, tree or stump. With a vigorous attitude and a woody base, it will spread two to three meters in a season and will be smothered in late summer and fall with small pale blue, stamen packed flowers. We cut this back to about knee-height at the end of every winter.

ochotensis **Z5 blue 3 m** **○ D April-May**
 Similar in appearance to *C. alpina* but larger flowered. The nodding, beautifully elongated, balloon-like buds break open into four wide, pointed petals centered by a white wad of filaments and anthers. This species flowers on the old wood so pruning immediately after flowering is best. This is not a smothering plant so it can be used to grow through open shrubs, roses, and on small arbours.

'Odoriba' **Z5 pur-pink 3 m** **○ D July-Sept**
 The masses of small, nodding, purplish-pink bells stand on long stems a bit away from the foliage. Handsome and profuse, a real charmer for a trellis or open obelisk.


paniculata **Z5 white 6 m** **○ D Sept-Oct**
 Sweet autumn clematis in bloom is a sight to behold and a treat for the nose. Masses of small, pure white flowers smother the plant in late summer and fall. Most of the work goes into the guiding of the vigorous stems along a fence or up into an arbour and you might think at one point, after all that vegetative growth, if there is anything still to come and then, when the nights get cooler, there it is. A real showstopper.

pitcheri **Z5 pur-blue 4 m** **○ D June-Sept**
 Native to the central and southern USA, this charming clematis is best planted along a pathway or close to a seating arrangement, where its delicate beauty can be appreciated from up close. The small, nodding lanterns with their thick, fleshy sepals are up to 3 cm long and have a round, inflated appearance. They are stained deep purple-blue at the base, bleeding to green on the small, recurved tips. Although the urns are open when the tips of the sepals recurve, they still appear pretty much closed, since the sepals don't separate down to the base. Can be clipped back to the ground in late winter, early spring.

'Rooguchi' **Z4 pur-blue 4 m** **○ D June-Sept**
 Slender, deep purple-blue bells that are some 6 cm long decorate this handsome climber from late spring onward. Elegant and striking, this makes a fine vine for a small pergola or partner to a shrub or small tree, such as rosemary willow or *Rosa chinensis* 'Mutabilis'. Flowers are most profuse on the young wood. **GPP**



Clematis 'Etoile Violette'



Clematis fusca




Clematis glaucophylla



Clematis x jouiniana 'Chance'



Clematis ochotensis



Clematis 'Odoriba'



Clematis paniculata



Clematis pitcheri



Clematis 'Rooguchi'

tangutica

- **'F.S. Red Roof'** Z6 yellow 5 m ○▶ June-Oct

We grew this vigorous clematis originally from seed and have propagated it vegetatively from the specimen that found a home in our garden. It comes into bloom early in June and continuously displays its pretty, yellow lantern-like flowers until the leaves of the trees begin to drop in fall. The various stages of ripening of the fluffy seed bolls only adds to the interest and show. Excellent for cutting and beautiful when backlit by the sun. Clip back as desired in late winter.

texensis

The tulip-shaped flowers of this species are unlike any within the genus and make our Dutch hearts tick a bit faster than usual. Plant in spots where there is a lot of air movement to avoid the development of mildew. Most of the selections are vigorous growers ideally suited to ramble along fences and/or through shrubs or be paired up with other vines. All flower on the young wood so plants can be cleaned up before winter by cutting back to about 1 m. In late winter the plants can be cut down to about 15 cm.

- **'Princess Diana'** Z6 pink 3 m ○▶ June-Sept
The outside of the flowers shows a white-washed pink. The interior is deep pink with a luminescent coloured crimson bar down the center of each sepal. The tulip shaped flowers are about 5 cm long. **AGM**
- **'Princess Kate'** Z6 white 3 m ○▶ June-Sept
The grape coloured buds open up to white, tulip shaped, up-facing flowers that are stained a deeper grape-purple at the interior's base. Long blooming and attractive, growing into one of our *Clethra barbinervis*. Be a bit patient for this form to develop, it does not seem as vigorous as the other hybrids on offer.
- **'Gravetye Beauty'** Z6 red 3 m ○▶ June-Sept
Ruby-red tulips are facing up on this pretty colour form.
- **'Ladybird Johnson'** Z6 pur-red 3 m ○▶ June-Sept
Very similar but deeper coloured than 'Princess Diana'

x triternata


- **'Rubromarginata'** Z6 (3) red-pur 5 m ○▶ Aug-Oct
Small, starry, scented flowers appear in large trusses, smothering the plant in late summer and early fall. The yellow boss of stamens is surrounded by four narrow sepals that are white at the base, bleeding to reddish-purple at the tips. Nice with *Hydrangea*, grown into and over evergreens, and combined with the following *Clematis*. Can be clipped back to about knee-high in late winter.

viorna

- **'Mrs. Harvey'** Z5 blue 2.5 m ○▶ May-July
Elongated purple-blue bells grace this dark green leafed clematis. This form is best grown along a small, low fence or through a shrub like a lilac or flowering current. Somewhere near a path so you can appreciate the flowers best. .

viticella


- **Z5 (3) pur-vio 6 m ○▶ July-Sept**
We offer plants that are grown from wild-collected seed in Turkey. The flowers have varied a bit but most have been of a charming, nodding nature with open, flared sepals that vary in colour intensity, from soft purple to violet-blue. We don't think you can go wrong with any one of these. If necessary, prune in late winter to approximately your height.
- **'Polish Spirit'** Z5 (3) violet 6 m ○▶ June-Sept
An excellent, profusely flowering selection with nicely shaped, deep purple-blue flowers throughout summer and into early fall. **GPP**




Clematis tangutica
'F.S. Red Roof'




Clematis texensis
'Princess Diana'



Clematis texensis
'Princess Kate'




Clematis texensis
'Gravetye Beauty'




Clematis texensis
'Ladybird Johnson'




Clematis x triternata 'Rubromarginata'



Clematis viorna 'Mrs. Harvey'



Clematis viticella



Clematis viticella 'Polish Spirit'

- ‘Walenburg’ Z5 red 6 m ○▷ June-Sept
 We have grown this plant in our garden since the late 1990’s when we brought it back with us in a suitcase from Holland. As if this wasn’t enough, it suffered a number of times from inadvertent beheadings, stabbings with a spade (moving plants that were close to its base), rabbit assaults, neglect and such things we sometimes subject our beloved plants to but it survived all this and after it got a new location some years ago, it has started to shine. Quickly growing up into our ornamental cherry tree and finding a sunny spot to hang in, it treats us now to a significant show. Initially the buds form a mass of dangling pinkish bells which change to open faced blossoms about 8 cm across. The edges of the sepals have a deep purple-red colour while the interior is white and the center is adorned with a small, light green tuft of stamens. **AGM**



Clematis viticella ‘Walenburg’



Hedera colchica ‘Dentata Variegata’

HEDERA (*Araliaceae*)

- colchica**
 — ‘Dentata Variegata’ Z5 4 m ▷●●
 Persian ivy is a bold vine with broad, ovate to elliptic, elongated leaves. The thick, leathery leaves are dark green with a gray cast and have showy, irregular, yellow markings along the edges. The yellow will fade to white as the leaves mature. Effective on walls and fences in bright to even darker shade. **AGM and GPP**

- helix**
 — ‘Duckfoot’ Z5 green 80 cm x ~ ~ ○▷●● Sept-Oct
 With small leaves, shaped like a duck’s foot, this slow but ever expanding ivy is a attractive addition to containers from which it will generously spill over the edges. Also suitable as a small-scale groundcover or effective as a small climber on a not so tall wall.
 — ‘Ivalace’ Z5 green 80 cm x ~ ~ ○▷●● Sept-Oct
 Wavy-edged dark green and glossy foliage forms an especially attractive accent in planters. A small climber or cascading vine of medium vigour.




Hedera helix ‘Duckfoot’



Hedera helix ‘Ivalace’

HYDRANGEA (*Hydrangeaceae*)

- anomala**
 — *ssp. petiolaris* Z5 white 8 m ○▷●● June-July
 This climbing hydrangea is the perfect choice for shadier spots in the garden and for the north side of a home. It can be grown as either a shrub or vine. It needs your help to get started in the first years, with climbing support and some extra compost, as well as a keeping an eye out for slugs in the spring. Excellent specimens can be viewed at UBC Botanical Garden in Vancouver, where it grows up into towering evergreens. **AGM and GPP**



Hydrangea anomala ssp. petiolaris



Jasminum x stephanense

- JASMINUM** (*Oleaceae*)
x stephanense Z6 pink 6 m ○▷ June-July
 Pale green, sometimes chartreuse-flushed, pinnate foliage clothes the plants from tip to toe along the bright green, vigorously winding stems. In late spring and early summer, small clusters of fragrant, pale pink flowers appear amongst the foliage. A rapid but pleasant climber that has been fully hardy for us without ever needing any winter care. We also have been impressed with its performance on the east side of a home in Aldergrove, where it surprises its owners every year with the pleasant perfume.

- LONICERA** (*Caprifoliaceae*)
japonica
 — ‘Halliana’ Z5 whi/yell 8 m ○ May-Oct
 Superbly scented, white flowers that quickly change to yellow appear throughout the growing season. Plant in a breezy, sunny spot along a fence or along a structure, and the masses of winding branches will form thickets that are cherished by the birds. Clouds of perfume waft through our home during flowering season.



Lonicera japonica ‘Halliana’

periclymenum

- **'Graham Thomas'** Z5 whi/yell 10 m ○ May-Sept
Originally received from Christine Allen. Strongly and sweetly fragrant flowers on this vigorous and long blooming honeysuckle. More robust in leaf and vigour compared to the previous form. The flowers are white in bud and when first open, becoming yellow as they age. An airy and breezy spot will keep mildew at bay. **AGM**
- **'Serotina'** Z5 red/whi 8 m ○ June-Sept
The red exterior sets off the white inner parts of the flowers, making for a striking combination. This is also fragrant, but not nearly as potent as the above selections. We have encountered some minor mildew on our garden plant. **AGM**

PARTHENOCISSUS (Vitaceae)

henryana Z6 12 m ●●

The silvervein creeper is a Himalayan native and a beautiful, delicate vine for dappled light situations in the garden. It is excellent for growing up into trees or draping over walls and, although vigorous, does not have the rampant behaviour of its cousins, Virginia creeper and Boston ivy. It needs to be protected from slugs in the spring, so you can enjoy the green leaves veined with silver which have a beautiful velvety sheen to them. In the fall, the leaves will turn intense shades of red and purple, with the "velvetiness" intensifying. Awesome in the low, late summer light. **AGM and GPP**

ROSA (climbing) (Rosaceae)

'Darlow's Enigma' Z5 white 5 m ○● June-Oct

A rambler look in flower and leaf but on a much shorter plant and with an extended season of bloom. Small, semi-double, pure white, fragrant flowers with a yellow boss of stamens appear in large sprays with a main blooming in June. This is reliably followed by a smaller display into the fall. We have developed a way in cutting the whole plant back, right down to the horizontals of the trellis with big hedging shears in late May, resulting in a fabulous display from late July onwards. (When we have the time to smell them a bit more). Comes with all the good things of disease resistance etc. **GPP**

'Ghislaine de Féligonde' Z5 apricot 4 m ○● June-Sept

Small apricot flowers appear in clusters throughout the summer on this bullet-proof shrub or short climber. Excellent choice for a smaller arbour or fence. Only lightly scented.

'Lykkefund' Z5 cream 20 m ○● June-July

Yes, we list one rambler. Scented, cream coloured flowers, flushed with the gentlest pink and yellow appear in large quantities in late spring and early summer. These are followed by small orange hips ("Women have hips, roses have hips", coined by the late G.S. Thomas) in the fall. The greatest thing about 'lucky find' is that it doesn't have thorns! So it's easy on you or your partner, having to deal with the taming of the canes. **GPP**

'Mme. Plantier' Z5 white 4 m ○● June-July

Gracing the pergola at the east side of our garage this rose creates a tunnel of perfume in late spring and early summer. The white flowers open from rosy-red buds. This rose tolerates more shade than others and will flower admirably under those conditions. The scent is superb. Combined on our structure with *Clematis brevicaudata*.

'Souvenir de Rose Marie' Z5 cream 4 m ○● June-Sept

This small flowered rose is usually grown as a shrub rose by pruning it back hard every spring but we find it to be a fine climber, sending its old canes through a purple *Rhododendron ponticum* and pairing its blossoms perfectly. New clusters of blossoms keep developing into the fall. The saucer-shaped, semi-double flowers are pale yellow with a salmon coloured shading. They have a lovely scent and will rebloom even better with just a little dead-heading.




Lonicera periclymenum 'Graham Thomas'



Lonicera periclymenum 'Serotina'



Perthenocissus henryana



Rosa 'Darlow's Enigma'



Rosa 'Ghislaine de Féligonde'



Rosa 'Lykkefund'



Rosa 'Mme. Plantier'



Rosa 'Souvenir de Rose Marie'

RUBUS (Rosaceae)

henryi

— var. **bambusarum** Z6 white 8 m ○▶ June

Attractive, narrow, evergreen leaflets sit in groups of three upon long petioles. The underside of the leaflet is white-felted, with small spines following the central veins and leaf stalks. The top is glossy green and has a nice reflective quality in the dappled light of our woodland. We moved this vine once (with 5-m-long stems) to our new fence, where it can trail forever, but the leaves never re-positioned themselves towards the light until they were replaced by a fresh crew the following year. It has since filled out and many branches are now draping down from the top of the fence. The blossoms appear in clusters and look like our Himalayan blackberry but the petals are a lot smaller. The boss of stamens dominates the flower. The fruit-set is meagre, insignificant and tasteless.

SCHIZOPHRAGMA (Hydrangeaceae)

Japan

hydrangeoides

— ‘Moonlight’ Z6 white-rose 5 m ▶●● June

It took us a few years of mild coddling to get this started at the base of a fir tree in our shade garden but it has finally started to reward our patience with its beautiful, silvery blue-green foliage. The large dinner plate sized flowers are of the lace-cap type and the bracts of the sterile flowers have a rose coloured blush. The mild coddling in the first years consisted of a regular slug patrol in the first few years (even though we missed it sometimes, leading to a mostly denuded plant), and a few extra helpings of water during the first summers since we’ve planted it in a situation that is less than comfortable for most plants to grow. This is a very effective plant to grow over top of a stump, into a firmly established tree or along a fence. They will perform very well in shady locales where their foliage really shines but bloom more prolific in sunnier spots.

VITIS (Vitaceae)

vinifera

— ‘Purpurea’ Z5 8 m ○

This emerges green with a slightly purple flush in the spring, but turns a dark, dusty maroon-red over the course of summer and fall. It’s quite leathery in texture and rather dull when looked at in the direct sun, but when backlit by the sun, the same leaves achieve the translucency of stained glass, making this an effective and excellent candidate for growing over a seating arbour. Blue grapes appear in small, dense clusters that will ripen in late October. They are ripe when you find them scattered under the structure by the raccoons. Too late.... **AGM and GPP**



Rubus henryi var *bambusarum*



Schizophragma hydrangeoides ‘Moonlight’



Vitis vinifera ‘Purpurea’

COMPANION SHRUBS

ACER (Aceraceae) maple
circinatum Z5 5 m x 4 m ○●

A BC native, the slender green trunks of vine maple reach for light under the canopy of big-leaf maple and cedar. Grown in a more open site, these can form impressive, multi-stemmed specimens that are attractive in summer as well as winter. Although its fall display is far less spectacular than that of its Asian counterparts, it is still attractive and very useful for supplying dappled shade in the woodland garden. **GPP**




Acer circinatum



Aesculus parviflora

AESCULUS (Sapindaceae) bottlebrush buckeye
parviflora Z5 white 2.5 m x 3 m ○●● July-Aug

This S.E. U.S. native is a dense, suckering, multi-stemmed shrub that will even grow and flower in shade as long as it is not dark. The palmate leaves emerge in the spring with a bronze flush, expanding and turning dark green. In mid-summer, up to 30 cm tall and slender bottlebrushes open up at the tips of the branches. The flowers are pure white with conspicuous red anthers. Occasionally a small chestnut seed is formed but as the fall comes along, the leaves turn a gorgeous golden yellow. We have been growing a number of these plants in our shade garden for some sixteen years now and have found their suckering habit a very manageable affair. They also lend themselves to some careful pruning during which they can be made more transparent. I believe that the dense suckering is especially prevalent under bright light conditions and a rich soil. **AGM and GPP**



AMELANCHIER (Rosaceae) Eastern N.A.
arborea Z5 white 6 m x 5 m ○● April

Downy serviceberry is, like the following species, easy to grow in the woodland, seeming right at home under the canopy of deciduous trees. The pure white flowers shimmer in the cool spring light. Both species are excellent plants for the birds when their berries, ripen, often as early as June, although if you are quick enough, you can also use them for juices and jellies.

x grandiflora Z5 white 5 m x 5 m ○● March-April

A hybrid between *A. arborea* x *A. laevis*. We offer vegetatively propagated plants from a floriferous and nicely shaped form that flowers with bronze-coloured emerging foliage. These blossoms are followed by black berries that are a valuable asset to jellies. A great shrub, tolerant of salted ocean breezes.

laevis Z5 white 6 m x 5 m ○● April-May

Having experienced this fabulous shrub first-hand in the Appalachian Mountains, I wonder why it's so sparsely used in the PNW. It's true that our native saskatoon berry, *A. alnifolia*, has its value, but the sight of smooth serviceberry blooming in late April and early May is a sight to behold. The snow-white flowers combine beautifully with the pink-purple emerging foliage. Fall colours are brilliant yellows, oranges and reds. Its open character makes it very usable in the woodland garden or as a shade shrub/tree to create a woodland atmosphere in a smaller landscape, underplanted with some of the many attractive woodlanders from the east.



Amelanchier x grandiflora



Amelanchier laevis

AUCUBA (Garryaceae) Japan
japonica

— var. *borealis* Z5 green-white 90 cm x 150 cm ○●● May-June

Who would have thought, *Aucuba* at Free Spirit Nursery.... This is a very hardy, slow growing, evergreen dwarf shrub hailing from the forests in Northern Japan. It is planted at the very base of a large fir tree in our garden and has formed a very attractive dark glossy-green, leafy mass. Few red berries are formed in the fall and winter so we are dealing with a female form. This would be a great evergreen foundation plant for difficult locations (deep shade and dry soil conditions) here at the coast but, as I mentioned, be patient, this is a slow grower.



Aucuba japonica var borealis

BUDDLEJA (*Scrophulariaceae*) butterfly bush
alternifolia Z6 lilac 3 m x 3 m O D June

The willowy, dark grey-green leaves clad the gracefully arching branches. The delicately fragrant flower clusters appear in long, pendulous ropes. Rounded in outline, this shrub is best used in the background since its overall shape is more of a "filler quality". With some effort though, this shrub can be trained into a pleasant small tree. **AGM**

CALYCANTHUS (*Calycanthaceae*) allspice
 — 'Aphrodite' Z5 red 3 m x 3 m O D ● June-Sept

Introduced by Tom Ranney from North Carolina State University. This hybrid is a complex cross between *C. sinensis*, *C. floridus* and *C. occidentalis*. This is the first red flowered allspice where we detect a more pleasing fragrance. Bold, lusty and glossy green leaves give this shrub a bit of a coarse look but the blossoms are large and showy. The flowering starts in late spring and the perfectly round buds continue to develop into the fall. Tolerant of perpetually moist soils and best pruned in late winter to control its height. This is an improvement over 'Hartlage Wine' which in addition to having a shorter blooming time and some other issues, lacks the fragrance.

chinensis Z6 white 3 m x 3 m D ● June

Opposite, broadly obovate, glossy green leaves have a bold presence in the garden. In late spring and early summer wax-like, nodding flowers appear at the ends of the branches. These are about 7 cm across and have a double row of tepals. The inner row is yellow and marked with some maroon at their base. They always remind me of the flowers of *Anemonopsis*. We find this plant most effective when not treated too richly with water and manure. This way you can easily train and maintain it into an open shrub with a pleasing form. When coddled right along this can grow into a bit of an unruly, wide-spreading mass.

x raulstonii
 — 'Venus' Z5 white 3 m x 3 m O D ● May-July

A multi-stemmed shrub studded with up-facing, white, star-magnolia-like blossoms, about 10 cm across. These are multi-tepalled and have a yellow and purple centre and a pleasant fruity scent. Another fine introduction by Dr. Tom Ranney.

CHOISYA (*Rutaceae*)
 'Aztec Pearl' Z6 white 200 cm x 200 cm O D May

This medium sized evergreen shrub beats the common Mexican mock orange, *C. ternata*, hands down. We can not keep the latter one alive and well in a regular winter in our garden. This hybrid, which resulted from a cross between *C. arizonica* and *C. ternata* was raised by the propagator from Hillier's Arboretum, Peter Moore. The glossy green, aromatic leaves, are finely divided in three to five leaflets. The flower buds have a pink blush before they open up. Occasionally, a few more flowers appear in late summer. This shrub can easily be maintained at a smaller size than listed above by pruning it back hard directly after blooming. **AGM**

CLERODENDRUM (*Lamiaceae*) peanut butter tree, harlequin glorybower
trichotomum Z6 white 5 m x 4 m O D July-Sept

A suckering shrub that should be trained into a small tree and as such is a worthy addition to the garden. Older plants will develop a lofty canopy under which it is nice to sip some wine. The fragrant white flowers, that appear in clusters above the foliage, fill the garden with their scent in late summer and early fall. The flowers grow from red calyxes which, in some years, will develop bright blue berries. The felty leaves smell like peanut butter when they get touched. There is no fall colour to be enjoyed. Any regular soil will do but they do not want to dry out in the summer. **AGM**



Buddleja alternifolia



Calycanthus 'Aphrodite'



Calycanthus chinensis



Calycanthus x raulstonii 'Venus'



Choisya 'Aztec Pearl'



Clerodendrum trichotomum

CLETHRA (Clethraceae) summersweet Eastern USA

alnifolia

— 'Hummingbird' Z3 white 90 cm x ~ ~ ○ ▶ ● July-Aug

The cultivar name is referring to the diminutive size of this summersweet, forming a low, rounded thicket of branches, topped in mid summer with small creamy-white racemes. A sweet but suckering addition for the not too dry woodland edge. **AGM**

— 'Paniculata' Z3 white 240 cm x 180 cm ○ ▶ ● July-Aug

A moderately suckering shrub with a rounded outline and an upright branching structure, this is topped in midsummer with sweetly fragrant racemes up to 20 cm long. Fall colour is a bright golden-yellow and the racemes will dry on the plant, adding to its winter interest. Although it is native to wet areas in the mountains of Eastern USA, this shrub has performed admirably in our gravelly soil, with some additional summer watering. **AGM**

— 'Ruby Spice' Z3 pink 200 cm x 160 cm ○ ▶ ●

A recent introduction with the pinkest flowers, when compared to other pink cultivars.

barbinervis Z5 white 3.5 m x 2.5 m ○ ▶ ● Aug

This Japanese species has a number of fine traits: a bark that sheds like that of *Stewartia*, exposing pinkish, green and reddish-brown patterns. It bears long, white, fragrant racemes at the height of summer and to top it off, provides quite a striking show of colour in the fall. Given time to develop, it can be trained into a fine small tree or multi-stemmed shrub in a small garden or courtyard. Most of these seed grown plants will form new shoots at the base but these remain close to the main stems. **AGM**

— 'Free Spirit Selection' Z5 white 3.5 x 2.5 m ○ ▶ ● Aug

Selected from a batch of seedlings here at the nursery and propagated vegetatively. The tan coloured bark develops, with age, a lovely patchwork of pinks, greys and greens. The growth is upright and there are very few (if any) suckers appearing at its base. Fine orange and yellow fall colouring as well.

fargesii Z6 white 250 cm x 200 cm ○ ▶ ● Aug

We occasionally offer layerings of our fine garden specimen which displays a peeling, rich reddish-brown bark and long, arching, fragrant white spikes during summer. The fall colour is a deep golden yellow with the occasional hint of orange.

We are maintaining this summersweet in a fairly low, 150 cm tall and wide size without taking the natural character away. You could easily develop this into an eye-catching shrub for all seasons. A hard to find species well worthy of your attention.

CORNUS (Cornaceae) dogwood

controversa

— 'Variegata' Z5 white 10 m x 8 m ○ ▶ ● May-June

The wedding cake dogwood makes for a striking specimen in the garden. Allow the tree to develop its layered look with its widely spreading, horizontal branches. The silvery-white margined leaves remain colourful throughout the growing season. The tiny flowers appear in umbel-like clusters all over the tree at the tips of the branches and they give way to bluish-black fruit that matures in late summer and fall. The shrubs get raided in the fall by robins, varied thrushes and cedar waxwings. Some afternoon shade is appreciated in hot summers and a moisture retentive soil is key to a healthy looking plant. **AGM and GPP**

CORYLOPSIS (Hamamelidaceae) winter hazel

pauciflora Z6 yellow 2 m x 2 m ▶ ● Mar-April

Native to Japan and Taiwan, this winter hazel with its fine textured, dense, spreading branching is a fine addition to the woodland garden. The early, lightly scented flowers appear on the bare branches in late winter and early spring. The toothed foliage emerges with a pinkish flush before turning green and in the fall the plant turns a yellow colour. Great to underplant with *Cyclamen*, *Anemone nemorosa* cv's, *Epimedium*, *Beesia* etc.



Clethra alnifolia 'Hummingbird'




Clethra alnifolia 'Paniculata'



Clethra alnifolia 'Ruby Spice'



Clethra barbinervis



Clethra barbinervis 'Free Spirit Selection'



Clethra fargesii



Cornus controversa 'Variegata'



Corylopsis pauciflora

COTINUS (*Anacardiaceae*) smoke bush

coggygia

- **'Golden Spirit'** Z4 pink 4 m x 2.5 m ○▶ **May-July**
A Dutch selection with yellow foliage, (chartreuse in afternoon shade), that does not burn if exposed to direct afternoon sun as long as the soil remains moist. *Cotinus* is not the easiest plant to train into a shapely specimen and some people opt for cutting the plants to within 20 to 30 cm of the ground to promote vigorous, long and colourful shoots. We find that with some repeated pruning throughout the growing season, you can create a pleasing large shrub/small tree form.
- **'Young Lady'** Z4 pink 2 m x 1.5 m ○▶ **May-July**
Green leaved and compact growing, this form naturally maintains a nice shape and requires only minimal pruning and you will be duly impressed with its flower power when in early summer the whole plant is covered in smoky silvery-pink fuzz. Excellent orange fall colour too.



Cotinus coggygia 'Golden Spirit'



Cotinus coggygia 'Young Lady'

DAPHNE (*Thymelaeaceae*)

x transatlantica

- **'Eternal Fragrance'** Z6 white 90 cm x 100 cm ○▶ **April-Oct**
A tough evergreen *Daphne* with clusters of seriously fragrant, white flowers washed with pink. The small grey-green leaves make a clean, finely textured, rounded bush. This *Daphne* takes well to a late spring clip (if necessary) and after its main bloom in May and June, will continue flowering on the young wood deep into the fall. Please note: it is important to squeeze the pots well, all around, before you remove the plant. We found that the roots adhere themselves to the inner walls of the container which leads to a damaged rootsystem and a torn rootball when you try to pull them from their pot so make sure to squeeze the pot well before you pull it out. Any regular soil with some additional summer watering and good winter drainage will suffice. **AGM and GPP**



Daphne x transatlantica 'Eternal Fragrance'



Daphne x medfordensis 'Lawrence Crocker'

x medfordensis

- **'Lawrence Crocker'** Z5 pink 40 cm x 60 cm ○▶ **May-June**
Deep pink, fragrant flowers smother this compact evergreen shrublet that was selected by its namesake, one of the founders of the "late" Siskyou Rare Plant Nursery in Medford, OR.

DISANTHUS (*Hamamelidaceae*) Japan, S.E. China

- cercidifolius** Z5 purple 3 m x 3 m ▶● **Oct**
At first glance, these plants look like a multi-stemmed katsura in their containers but then one notices the thicker texture of the leaves and the prominent white lenticels on the pale gray-brown stems and starts to wonder. The rounded blue-green leaves turn a gorgeous spectrum of colours in the fall starting with deep plum and purple shades, working their way slowly through brilliant oranges, yellows and reds. The insignificant flowers are very witch hazel-like and appear in small clusters, pressed against the branches in the fall. Prefers a moist but well drained soil in part sun or dappled light. **AGM and GPP**



Disanthus cercidifolius



Enkianthus campanulatus

ENKIANTHUS (*Ericaceae*)

campanulatus Z4 cream/pink 8 m x 3 m ○▶ **May-June**

- A slender growing shrub with an attractive, more or less layered, branching pattern. The foliage appears in tufts at the tips of the branches, and the charming, nodding flowers emerge in clusters between and slightly under these tufts. They are usually creamy yellow with pinkish veins, but redder forms are around. The leaves turn an attractive orange-yellow in the fall. Redvein enkianthus, with some careful manipulation, can be shaped into a short, wider growing shrub by shortening last year's growth in late winter by about two-thirds. Prefers acidic soil and can be attractive in a large container. **AGM**
- **'Showy Lanterns'** Z4 red 6 m x 3 m ○▶ **May-June**
A prolific flowering selection with vermilion coloured flowers making quite a show when in bloom. Excellent rich scarlet fall colour. A bit of pruning in the beginning is required to lighten the dense branching.



Enkianthus campanulatus 'Showy Lanterns'

perulatus **Z5** **white** **200 cm x 150 cm** **○ ◐** **April-May**
 A superb, rare, slow-growing shrub of small ultimate size (it can take 45 years or more to reach the size listed above). The pure white, pendulous bells open up just before the leaves develop. Incredibly attractive fall colours develop over the course of a month, going through a vibrant range of purples, reds and oranges. The branching pattern is similar to *E. campanulatus* but the growth is much shorter and more refined. We grow this currently from seed and start offering the plants when they are at least 3 years old. In eternal low supply. **AGM and GPP**



Enkianthus perulatus



Euonymus fortunei 'Kewensis'

EUONYMUS (*Celastraceae*)

fortunei
 — **'Kewensis'** **Z3** **3 cm x ~** **○ ◐ ●**
 Slender, prostrate stems with tiny, white-veined leaves, slowly form a dense mat, and or have the ability to cover rocks or tumble gently over a boulder. It will also climb a little if support is available.

— **'Wolong Ghost'** **Z6** **10 cm x ~** **◐ ●**
 Collected in 1996 by Dan Hinkley above the Wolong Nature Preserve in China. A creeping evergreen shrub with dark green, leathery leaves up to 7 cm long. The central and side veins have a brilliant white colour and create a lively effect in shady spots. It creeps at a good clip and will climb if you train it to, even in deep shade (whip is best). Partners include ferns like *Polystichum polyblepharum* and hardy *Cyclamen*.



Euonymus fortunei 'Wolong Ghost'



Fothergilla gardenii


FOTHERGILLA (*Hamamelidaceae*) **Eastern USA**

gardenii **Z5** **white** **150 cm x 120 cm** **○ ◐** **April-May**
 Dwarf *Fothergilla* is a most valuable and attractive, mildly suckering shrub for the back of the border as well as the edge of the woodland. Attractive, scented flowers appear in fat, rounded, terminal spikes just before the leaves develop. The dark green leaves will turn bright yellow, often mixed with orange in the fall. Fall colouring seems to develop best in full sun positions. Although quite a dense shrub, with a more or less rounded outline when left alone, handsome shapes can be developed by careful pruning. Quite easy to please, but (all species), preferring acidic conditions. **GPP**

intermedia
 — **x 'Blue Shadow'** **Z5** **white** **200 cm x 180 cm** **○ ◐** **April-May**
 This recent selection was found as a 'bud sport' (a mutation in a green leaved, regular branch) on a young plant of *F. x 'Mt. Airy'*. A slow growing, upright, deciduous shrub with powder blue leaves that remain blue throughout the growing season. In the fall the leaves change to brilliant shades of yellow, orange and red. The white bottlebrush flowers stretch up to 5 cm long in the spring.

major **Z4** **white** **280 cm x 250 cm** **○ ◐** **April-May**
 The same comments apply as for the previous species, but this is a taller shrub with erect, diverging branching. **AGM**

x 'Mt. Airy' **Z4** **white** **210 cm x 160 cm** **○ ◐** **April-May**
 Being a hybrid between *F. gardenii* and *F. major* it holds the middle in size. This selection was noticed by Michael Dirr at the Mount Airy arboretum in Cincinnati OH and stands out for its reliable and excellent fall colour, developing in shades of orange, red and yellow. This selection will also colour quite well in a part sun locale. **AGM and GPP**



Fothergilla intermedia x 'Blue Shadow'




Fothergilla major

HAMAMELIS (*Hamamelidaceae*)
vernalis **Z4** **red-yellow** **300 cm x 300 cm** **○** **Jan-April**
 The Ozark witch hazel is a large shrub with showy clusters of intensely fragrant flowers lining the bare branches in the winter time. It will flower for about a month and in mild winters, can start as early as January. The leaves display excellent yellow fall colours, especially when planted in full sun. This witch hazel will tolerate clay soil. The suckering habit requires either a snip happy gardener or a location where it can develop its 10 foot spread.



Fothergilla major x 'Mt. Airy'



Hamamelis vernalis

HEDERA (Araliaceae)

hibernica

— 'Arbori Compact' Z5 green 80 cm x 100 cm ○▶● Sept-Oct

Ivies are a touchy issue in the Pacific Northwest. A lot of the vining ivies are becoming a familiar sight in our native woods, engulfing trees and covering the ground, choking all native vegetation. We feel confident that this dwarf form of the bush ivy is not posing a threat to the native landscape in our zone 6. Small, high-gloss leaves, form a dense and compact, slowly growing, rounded bush. The flowering of this form is so late that the seeds never have the time to mature, always remaining small and green. If the seeds would ripen and turn blue on you, they are best removed and destroyed. When it attains the height and spread listed above, you'll be some 12 years older.



Hedera hibernica 'Arbori Compact'

HELWINGIA (Helwingiaceae)

China

chinensis

— 'Narrow Leaf' Z6 pur-green 220 cm x ~ ~ ▶● July-Sep

A promising evergreen plant for the West Coast. Our clone was originally collected by Dan Hinkley. It is a freely suckering shrub with a decidedly willowy feel. The pliable green stems are clothed in narrow lanceolate, finely toothed leaves which have a purplish flush when young but this flush will return again during the winter time. The flowers are most unusual in that they grow right from the center of the leaves: little purplish bubble buds opening pale green. It is not the flowers that sell the plant: they often have to be pointed out to be noticed but rather the attractive foliage. Our plants took some time to settle in but they have developed into a elegant shrub in the background of our border. It would be quite easy with a little pruning, to keep this plant at a lower level.

HYDRANGEA (Hydrangeaceae)

Thriving in dappled light, these are excellent shrubs for flower and, in some forms, foliar effect. All forms resent dryness at the roots. Most hydrangeas form a better framework when you prune 2/3 of the branches to about 10 cm in late winter, for the first few years.

arborescens

— 'Annabelle' Z5 (4) white 200 cm x 200 cm ▶● July-Sept

The flowers appear in broad, rounded heads, nearly the size of a basketball (they need support) and are somewhat of a must-have in floral arrangements. This is a form that was found in the wilds of Illinois.

AGM

aspera Z6 mauve 300 cm x 300 cm ▶● July

Large, felted leaves make a tropical appearance in the dappled shade of our garden. Under moist conditions in a rich, organic soil, the ovate leaves can reach up to 30 cm long and 15 cm wide. Dinner plate-sized flower heads appear in midsummer, with large, papery, white sepals of the infertile flowers along the fringe and countless fertile buds in the center that open up in a soft mauve-blue. Once established, only remove the dried-up stems after winter, shaping where necessary, since spectacular specimens can be grown without much interference. Native to China and the Himalayas. **AGM**

— **ssp. robusta**

— 'Free Spirit Select' Z6 white 250 cm x 250 cm ▶● July-Aug

Out of a batch of seedlings we selected this form with a nice and shapely upright form. The stems have a bubbly, pale brown peeling bark that stands out in the winter garden. The fuzzy, large and rounded, heart-shaped leaves have a certain firmness to them and are a perfect foil for the large, breakfast plate sized lace-cap flowers that are white in colour and don't take on pink or blue colours but rather fade to whitish-green. It is in too dry a location in our garden and we can only dream what its full potential could be!



Helwingia chinensis 'Narrow Leaf'



Hydrangea arborescens 'Annabelle'



Hydrangea aspera



Hydrangea aspera ssp. *robusta*
'Free Spirit Select'

- **ssp. sargentiana** Z6 mauve 300 cm x 300 cm 》● July-Aug
Similar in outside dimensions to the previous species, but smaller and narrower, with slender, pointed leaves and mauve-pink, infertile flowers that surround the mauve-blue, fertile ones. A Chinese subspecies that starts to flower right after the species, and is best served with the same pruning regimen. We offer vegetatively propagated plants from our outstanding, floriferous garden specimen. **AGM**

- **x involucrata** Z6 rose-white 180 cm x 160 cm 》● Aug-Sept
A very attractive hybrid cross made by Mark Fillan in the U.K. Large, breakfast plate sized lacecaps with white sterile flowers. The fertile flowers are densely crowded in sedum-like heads and are rosy-red with a hint of lavender. The large, felted leaves have long, slender points and are coarsely serrated. We have grown this for many years in a most miserable spot but it keeps surprising us and deserves much better.

involucrata Z6 lilac-white 150 cm x 150 cm 》● July-Sept
We fell in love with this species in the woodland of Eden at Heronswood. Healthy, firm and densely felted leaves of a pleasant olive green colour are neatly arranged along the mildly suckering stems. The perfectly globular, hard, pink buds nestle at the tips of the branches, as well as in the higher leaf axils. They open up to pastel, lilac-white lacecaps about 10 to 12 cm across. This *Hydrangea* looks very much at home between our native huckleberries and vine maples.

- **'Hortensis'** Z6 pink-cream 150 cm x 150 cm 》● Aug-Sept
Still, quite rare in cultivation, this compact growing hydrangea flowers profusely with relatively large, flat heads composed of fully double florets of an attractive cream colour suffused with pink and hints of green. **AGM**

paniculata

- **'Brussel's Lace'** Z4 white 180 cm x 150 cm 》● Aug-Sept
Flowering on the current year's growth, this selection can easily be coppiced, if desired, in late winter and early spring. Young shoots are attractively flushed in reddish-brown and clothed in deep green leaves. The full, conical, creamy white plumes appear in late summer and persist deep into fall. The flowers will fade to a deep rose colour in the fall. Compared to other *H. paniculata* selections, this is a shorter form.

quercifolia Z5 white 180 cm x 180 cm 》● July-Aug
The oak-leaf hydrangea is native to the south-eastern USA and performs very well in our cool Pacific Northwest. It displays leathery, coarsely textured leaves that are sharply lobed, like those of red oak. **AGM**


- **'Snowflake'** Z5 white 180 cm x 180 cm 》● Aug-Sep
A pretty double flowered selection in which new sepals develop on top of the older ones. The panicles reach 30 to 40 cm long but the stems are remarkably strong, keeping the blossoms off the ground. It is a bit later to come into bloom as well.

- **'Snow Queen'** Z5 white 180 cm x 180 cm 》● July-Aug
This selection is a profuse bloomer with large sterile florets that create denser plumes on strong, sturdy stems. The leaves are dark green and turn a deep bronze-red in the fall. It also displays a more compact growth habit compared to the species. **GPP**

serrata

All of the following cultivars prefer a soil rich in organic matter and adequate summer irrigation.


- **'Amagi-amacha'** Z6 white 140 cm x 120 cm 》● Aug-Sept
(Translation: Amagi sweet tea.) Originally from Heronswood nursery and generously shared with us by our dear friend Margot Ketchum in whose tantalizing garden we have admired this Japanese selection for some years. Extremely narrow foliage with pale, whitish-green veins give this hydrangea a delicate appearance. The small, pure white lacecap flowers appear in great quantities at the tips of the branches.
- **'Beni'** Z6 red 120 cm x 100 cm 》● June-Sept
A compact variety originally introduced by Dan Hinkley who received it as 'Beni Nishiki' from Japan. Supposedly variegated but quickly reverting to green. We are glad he didn't discard this deep red flowering lacecap as it is the most intense red of the forms we grow. The leaves are a grass green colour with some red highlights along the edges and petioles.



Hydrangea aspera
ssp sargentiana




Hydrangea aspera
x involucrata




Hydrangea involucrata



Hydrangea involucrata
'Hortensis'



Hydrangea paniculata
'Brussel's Lace'




Hydrangea quercifolia




Hydrangea quercifolia
'Snowflake'



Hydrangea quercifolia
'Snow Queen'




Hydrangea serrata
'Amagi-amacha'




Hydrangea serrata 'Beni'


- **'Beni-gaku'** **Z6 pink-red 120 cm x 120 cm** **▷● Aug-Sept**
A very attractive cultivar with pink lacecap flowers that darken to a wonderful brilliant red as they age. The fertile flowers are lavender coloured. Deeper green foliage than other hybrids we have seen, and as a bonus it develops quite showy fall colours in the yellows and burnt orange range. **GPP**
- **'Fuji-no-taki'** **Z6 white 120 cm x 120 cm** **▷● July-Sept**
Originally shared with us by Margaret and Charlie when we just about drooled over it in their garden. A compact, dense bush with small rounded heads, studded with perfectly shaped double flowers in a magical white-green combination. A number of the flowers seem to flow from the main cluster from unusually long pedicels. **AGM**
- **'Komachi'** **Z6 blue 100 cm x 100 cm** **▷● Aug-Sept**
Compact in growth, this unusual Japanese hybrid flowers with double florets which create a very full, irregularly shaped mophead. The blue is often blended with greens.
- **'Kiyosumi'** **Z6 pink 180 cm x 150 cm** **▷● July-Sept**
A tall and upright plant, unusual in having burgundy blushed foliage which is a fine compliment to the lace-cap flowers. The single flowers develop from ruby-red buds, opening to pink with a rich red picotee edge. These later fade to white but the picotee effect remains effective. As the flowers mature the pink washes towards the centers of the sepals. Sometimes the leaves acquire attractive reddish-purple fall colours. This was originally shared with us by Christine Allen.
- **'Midoriboshi temari'** **Z6 pink-blue 100 cm x 100 cm** **▷● July-Sept**
Double florets on tall pedicels elegantly arc like little posies. Budded white, opening pink and evolving to lavender-blue, this compact, small leaved form is a fine addition to the woodland.
- **'Shirofuji'** **Z6 white 100 cm x 100 cm** **▷● Aug-Sept**
(Translation: White-capped Mt. Fuji.) Elegant, pristine white, multi-layered starry florets surrounding small heads of white fertile flowers. This floriferous selection has small, pale green leaves marked with even paler veins. **AGM**
- **'Yae-no-amacha'** **Z6 blue 150 cm x 150 cm** **▷● July-Sept**
(Translation: Many layers, sweet tea.) This also came from Margot's garden who acquired it at Heronswood nursery. Double sterile florets of mellow blue, fading to bluish green. Some of the centers are filled with smaller sepals creating beautiful textural flowers. Another nice trait is the exceedingly long blooming time. Depending on your soil, the flowers can fade to a lavender-pink in the fall.




Hydrangea serrata
'Beni-gaku'



Hydrangea serrata
'Fuji-no-taki'



Hydrangea serrata
'Komachi'




Hydrangea serrata
'Kiyosumi'



Hydrangea serrata
'Midoriboshi Temari'



Hydrangea serrata
'Shirofuji'



Hydrangea serrata
'Yae-no-amache'



Lonicera crassifolia



Lonicera x purpusii 'Winter Beauty'

- LONICERA** (*Caprifoliaceae*)
crassifolia **Z5 yellow/whi 10 cm x ~** **○▷● May-June**
A great small scale ground cover for the edge of the woodland or in a shady container. At the coast the glossy, rounded foliage is evergreen and the blossoms look like a miniature version of the climber *L. 'Halliana'*. No scent though. In the beginning it needs a bit of clipping to densify. Will tolerate some sun but we feel it is most at home in afternoon shade.
- x purpusii**
— **'Winter Beauty'** **Z5 white 250 cm x 250 cm** **○▷ Dec-April**
The sweet, citrusy fragrant flowers appear in little clusters, depending on the weather, from December into early April. A shrub best used in the background but close to a path where its early pleasures can easily be detected. It will take about 5 years before the plant develops a shape of its own. **AGM**

- MAGNOLIA** (*Magnoliaceae*)
sieboldii **Z6 white 5 m x 5 m** **▷● May-Sept**
Especially planted on a slope with a patio or walkway underneath, this large, wide spreading, multi-stemmed shrub will delight with its fragrant white, nodding flowers that will appear intermittently from spring through summer. Best located in the afternoon shade in a moisture retentive soil. **AGM and GPP**



Magnolia sieboldii

MYRICA (*Myricaceae*)

A wonderful genus of small to tall shrubs with generally aromatic foliage which is especially noticeable when crushed between one's fingers. Some species sucker, forming handsome colonies. This genus is dioecious: dioecious plants have male (staminate) flowers on one plant and female (pistillate) flowers on another plant.

californica **Z6** **4 m x 4 m** ○ ◐

Californian bayberry is an evergreen shrub with leathery, glossy, dark green foliage. The fragrance of the crushed leaves is not as strong as in the following species. Although multiple clippings are necessary in the first years in order to build up a strong framework that can handle the occasional dump of snow, this species is an excellent hedging alternative. It starts to emerge in late spring and grows until the frost nips its tender tips. Gallon-sized plants survived the hot summer of 2016 with only one helping of water, planted in part sun conditions in gravelly soil (they sure didn't flourish though). Californian bayberry is tolerant of moist as well as acidic conditions. Berries from the female plants are used in the famed bayberry candles.

gale **Z1** **100 cm x 100 cm** ○ ◐

Sweet gale, or bog myrtle, is a small, mildly suckering, dioecious shrub (male and female flowers on different plants). The stems seem flexible but snap easily in two when bent too far. The male plants form attractive black buds closely arranged along the stems, which are prized in flower arrangements. They open in late winter into yellow, catkin-like flower dusters. The tiny, red, female flowers are quite inconspicuous but will suddenly appear when backlit by the sun. These develop into upright catkin-like seed clusters over the course of summer.

MYRTEOLA (*Myrtaceae*) **myrtle** **S. America**
nummularia **Z6** **white** **20 cm x ~** ○ ◐ **May-June**

We never thought this myrtle would be hardy in Langley but after 5 years with no protection and a few rather serious winters we are confident that this is tougher than we thought. Although not showy as some of the myrtles can be, it is a nice ground covering shrublet with low, arching branches forming an open sprawling mass with small, rounded, evergreen leaves growing opposite each other along the stems. The tiny white flowers are borne at the ends of the stems and are followed by initially white, turning to pink, edible fruit.

NEOSHIRAKIA (*Euphorbiaceae*) **C. China, Korean Peninsula, Japan**
japonica **Z6** **yellow** **200 cm x 150 cm** ○ ◐ ● **June**

(Syn. *Sapium japonicum*) We acquired one plant many moons ago from Forest Farm OR, and it ended up at the north side of our cold frame where it has slowly developed into a shrub, well over a meter tall and wide. The emerging foliage is a real treat with its burnished blush followed by inconspicuous flowers which appear in drooping, slender, greenish-yellow racemes. Another highlight for this plant is the fall season when the obovate-elliptic leaves turn gorgeous shades of orange, yellow and crimson. Seed set has been sporadic but in late fall you can watch for the odd, large, caper-like fruit. This plant is very slow to develop from seed.

OSMANTHUS (*Oleaceae*)
delavayi **Z6** **white** **200 cm x 250 cm** ○ ◐ ● **April**

A fine and useful shrub for the Pacific Northwest, adaptable to a variety of light conditions. It is useful as a solitary shrub, for screening and also very effective as a hedging plant in zone 7 and up. Slowly growing to a height of about two metres, the small, leathery, evergreen leaves provide a dark, blue-green backdrop. In early spring the shrub is laden with small clusters of flowers that fill the garden with their sweet fragrance. This shrub is easily maintained in a small size by clipping back directly after blooming. We are at the edge of its hardiness zone in Langley where we have never lost them but where they grow more slowly and compactly compared to milder areas around White Rock, Ocean Park and Vancouver. **AGM and GPP**



Myrica californica



Myrica gale



Myrteola nummularia



Neoshirakia japonica



Osmanthus delavayi

PAEONIA (*Paeoniaceae*)**delavayi** Z5 red 180 cm x 150 cm ○ D May-June

The single, deep red flowers are quite attractive in the spring, followed by conspicuous seedpods, but the excellent foliar qualities of this mildly suckering shrub can be put to good use in the border or open woodland. The leaves are deeply cut and give a fine impression. In some forms, the foliage emerges in spring with a burgundy flush. We have found this species as well as *P. lutea* easily pruned to maintain an open and upright character that provides room for other plants around the base. The pruning consists of making sure that no stem in the plant is older than five years. Stems that mature past this age get removed down to the ground. Any regular garden soil, and a spot sheltered from strong winds, will result in impressive specimens. **AGM**

x lemoinei

— 'High Noon' Z5 yellow 150 cm x 120 cm ○ D May

Magnificent foliage, emerging with warm red blushes and the yellow buds nestled cosily in between. A central tuft of stamens is surrounded by multiple layers of petals which are stained with a touch of red at their base. A nice fragrance to boot and good foliar presence for the rest of the season. The stems are strong and carry the flowers with pride and the upright habit combined with generous amounts of foliage make it much more versatile in the garden compared to other shrubby peonies.

lutea Z5 yellow 220 cm x 200 cm ○ D May-June

Pretty, single, deep yellow flowers appear between and slightly above similarly deeply cut foliage, although we find this species a bit "coarser" in appearance than *P. delavayi*. Robust, exfoliating stems are easy prey for a *Clematis viticella* or *C. × triternata*. Also has attractive seed pods that are effective in fall floral arrangements. It has the same cultural requirements as *P. delavayi*.

potaninii— var. *trollioides* Z5 orange 160 cm x ~ ○ D May-June

Every year we sever a few of the suckers from our garden specimen, which we suspect is not of pure *potaninii* blood. Stiffly upright stems are richly clothed in narrowly lobed, medium-sized leaves. The sideways-facing, terracotta-coloured flowers appear in great quantity and have a surreal quality. Lower and more compact in growth than the previous species, it seems to be tolerant of harsher conditions, growing in the leaner, rocky soil at the edge of our driveway.

PHILADELPHUS (*Philadelphaceae*) mock orange**'Belle Etoile'** Z5 white-red 200 cm x 150 cm ○ D June-July

We encountered this shrub for the first time, years ago, in Des and Sandy Kennedy's garden on Denman Island and instantly fell in love with it. It forms a compact mound, about 90 cm tall, covered with single, 5-cm-wide flowers with a maroon-flushed center. The scent was divine, as was the experience of walking through this refreshing, whimsical garden. We found out that Des sheared his plant a couple of times a year, simply so he can see over top of it and to have the flowers at nose level when reclining on the patio, hence the compact size. If left on its own, 'Belle Etoile' will form a dense shrub up to 200 cm tall. **AGM and GPP**

delavayi— var. *calvescens* Z6 white 300 cm x 200 cm ○ D June

Leaves up to 10 cm long, grey-haired beneath and heavily scented flowers to 4 cm across appearing in dense racemes along the upright branches. This variety stands out with its delightful purple-blue calyces which hold the blossoms. A tall and vigorous shrub.

*Paeonia delavayi**Paeonia x lemoinei* 'High Noon'*Paeonia lutea**Paeonia potaninii* var *trollioides**Philadelphus* 'Belle Etoile'*Philadelphus delavayi* var *calvescens*

RHODODENDRON (*Ericaceae*)**schlippenbachii** Z4 pink 200 cm x 200 cm ◻ ● May

(Syn. *Azalea schlippenbachii*.) Royal azalea is a fine, deciduous species, hailing from Korea and Manchuria, that forms an upright, rounded shrub. The sometimes fragrant flowers appear in small clusters at the tips of the stems and can be damaged by spring frosts. The leaves appear in groups of 5, set in a whorl-like arrangement at the ends of the branches. The emerging foliage is often flushed with reddish-brown before turning green. Under optimum conditions the leaves can reach a length of 14 cm and a width of 8 cm. In the fall they acquire beautiful shades of yellow, orange and crimson. We offer various sizes for sale. **GPP**

luteum Z4 yellow 250 cm x 200 ◻ ● May

Sweetly fragrant, golden yellow flowers appear in mid-spring, filling the garden with their fragrance. Older specimens, with light shaping, will develop into wonderful, sculptural shrubs which provide dappled shade for a host of woodland plants. Not to be without.

RHUS (*Anacardiaceae*)**sumac**

Sumacs are not for the faint of heart with their inexhaustible suckering habit but if you have the right space for one, even in a large planter from where it can not escape, you will be charmed by their 4 season interest: their woody structure in winter, their striking, often pinnate foliage in spring and summer, the fruiting, red, plume-like fruit clusters in late summer and fall and the intense colouring of the foliage at the end of the growing season. Beautiful along fields, ditches, road-sides, banks and in combination with rock (from boulders to natural stone walls or outcrops). Our tall sumacs have found a home alongside our retail parking lot. The soil there is sandy and water is sparse in summer.

One of our favourite local drives is Hwy 3 to Christina Lake where, during the fall you will find many stretches with different kinds of sumac beautifying the landscape. Along the way, a visit to Ven'Amour Organic Farms for either fruit or wine at their Forbidden Fruit Winery just east of Cawston BC will combine horticultural pleasure in the ditch with a treat for the palate. Their establishment is located on Sumac Road, yes, really. It's beautiful there throughout the year.

aromatica

— 'Gro Low' Z4 yel-green 60 cm x ~~~ ◻ ●


Fragrant sumac is a tough ground-covering shrub for difficult conditions like dry, rocky and shallow soils as well as clay soil. It is suitable for erosion control and is rabbit and drought resistant. The glossy trifoliolate leaves take on beautiful shades of orange, red and purple in the fall. The yellowish-green blossoms are followed in late summer by small clusters of red fruit.

copallinum Z4 300 cm x ~~~ ◻ ●

Winged- or flameleaf sumac is a native from Eastern North America, colonizing the margins of roadsides, railroad tracks as well as fields and open woodland edges. The foliage is a shiny green and the midribs of the leaves have leafy ridges or wings hence one of the common names. The leaves turn flaming red come fall and look smashing set off by our hemlock hedge.

typhina Z4 5 m x ~~~ ◻ ●

Staghorn sumac is a tall suckering shrub. Its common name refers to the finely haired current year branches reminding one of a stag's fuzzed fall antlers. It forms a tall, upright shrub with a strong, stark winter presence. Large, pinnately-compound leaves have a strong architectural presence. Brilliant fall colours in shades of yellow, orange and red. Only for large properties where it can roam freely.

*Rhododendron schlippenbachii**Rhododendron luteum**Rhus aromatica* 'Grow Low'*Rhus copallinum**Rhus typhina*

- ‘Laciniata’ Z4 250 cm x ~~~ ○ D July-Sept
 Cut-leaf staghorn sumac is a wide spreading, sparsely branched shrub, forming a wide clump with a rounded outline. The finely tomentose leaflets on this female form are deeply incised, creating a fern-like effect. In the fall the leaves turn beautiful colours from yellows to glowing oranges and reds. The winter silhouette has something prehistoric, exposing the thick, stiff branches, topped with the tapered, roughly hewn red arrowheads that comprise the flowers. It seems so unlikely that these bare bones can generate the fine foliar dress. This form is also lower than the species but its endless suckering habit makes it only suitable for large gardens, berms or large planters where its roots are locked in. Very effective in courtyards. **AGM**



Rhus typhina 'Laciniata'

- RIBES** (*Grossulariaceae*)
 x gordonianum Z5 red/yel 200 cm x 180 cm ○ D April
 This is a hybrid cross between *R. sanguineum* and *R. aureum*, displaying pendulous racemes of flowers that are a bronze-red on the outside and yellow on the inside. A vigorous grower and an attractive shrub in the early spring.

- sanguineum**
 — ‘King Edward VII’ Z5 red 200 cm x 180 cm ○ D ● March-April
 It’s almost difficult to find the true, intense crimson coloured selection of our native flowering currant. A true hummingbird magnet in the early spring. This currant can be used for informal hedging and even pleaching. Otherwise it makes for a good foundation shrub in the back of the border. We clip our shrub right after blooming in order to keep it more compact without impacting the flowering next spring. Nice, underplanted with early primroses like *Primula elatior* ssp. *elatior*. **GPP**
 — ‘White Icicle’ Z5 white 200 cm x 180 cm ○ D March-April
 A pure white flowered selection with rather long and attractive drooping racemes. **AGM and GPP**



Ribes x gordonianum



Ribes sanguineum 'King Edward VII'

- ROSA** (shrub) (*Rosaceae*) rose
 In regards to the issue of rose ‘hips’ and rose ‘heps’, we are following the pleasant view of esteemed garden author and rose expert G.S. Thomas: “Women have hips, roses have heps”.

- ‘Bill’s Glauca’ Z3 pink 4 m x 3 m ○ June
 As we have been told by Alex Waterhouse Hayward who “got it from the horse’s mouth”, this is a hybrid between *Rosa glauca* and *Rosa* ‘Dainty Maid’ produced and selected by the late Bill Forsyth, long time gardener for the Vancouver Park Board and a great private gardener and passionate hybridizer. This hybrid is a true improvement over the species with larger flowers in a clear hot pink colour which are stunning in combination with the beautiful grey-blue foliage. Add to that the burgundy red colour of the young growth and you’ve got a match made by Bill. Shared with us by Christine Allen who received the original plant from the hands of Bill.

- glauca Z2 pink 250 cm x 250 cm ○ June
 Burgundy-suffused foliage forms a striking foliar subject in border or hedge, but this colour is ineffective at setting off the single, washed pink flowers in this European species. It is upright and diverging in habit, and although it’s useful in tall, wilder hedges, it is prettiest when left alone to develop its arching canes. The flowers are followed by crimson heps in the fall. **AGM and GPP**


- moyesii**
 — ex. ‘Geranium’ Z5 red 3 m x 3 m ○ June
 Saturated rose-red flowers that are rounded in outline and centered with a full boss of yellow stamens appear in great quantity on long, arching, thorny canes that are clothed in finely textured, gray-green foliage. The attractive, bristly, pear-shaped heps appear in late summer and persist into early winter on this Western China native. Our plants are cutting grown from our best selected seedling from original, imported Hillier (UK) stock of *R. moyesii* ‘Geranium’.



Ribes sanguineum 'White Icicle'



Rosa 'Bill's Glauca'



Rosa moyesii ex. 'Geranium'

x odorata

— **'Mutabilis'** **Z5 yell/red 3 m x 2 m** ○ ● **June-Oct**

This tall and upright, rapidly growing shrub is clothed in lush and healthy foliage that emerges red before turning green. The single flowers open from slender, pointed, vermilion buds. The freshly opened blossoms are a warm buff colour and fade to a dark pink as they age, resulting in a multi-coloured effect throughout the bush. Although lacking scent, the continuous bloom make this a great shrub in the background of the border, where it can mix and mingle with other plants of similar size. Since this rose flowers on the old wood, it can also be cut back harshly to about 50 or 60 cm in order to make it fit smaller spaces. It is wise to wait with pruning until active growth has resumed in the spring. It will top out at about 150 cm by the end of the season.



Rosa x odorata 'Mutabilis'



Rosa rugosa 'Fru Dagmar Hastrup'

rugosa

— **'Fru Dagmar Hastrup'** **Z2 pink 150 cm x 150 cm** ○ **June-Aug**

One of the more compact-growing selections of the prickly *rugosa* roses, this is an excellent candidate for lower hedges and larger groupings. The sweetly fragrant flowers appear throughout summer, with the main flush early on, and are followed by the largest hips in this group: up to 3 cm across, fleshy and rounded. Suitable for jellies. **AGM and GPP**

'Sally Holmes' **Z5 white 180 cm (3.5m) x 180 cm** ○ **June-Aug**

The single creamy-white flowers appear from pointed, peach-pink buds in simply HUGE clusters. The flowers have that delicious wild look, composed of 4 to 8 petals and a golden boss of stamens. Their fragrance is light but noticeable. When pruned back hard like a shrub rose, this will form a bush the size described above in a single season but this rose **can also be trained as a short climber** and as such will become about 3 to 4 m. tall.



Rosa 'Sally Holmes'

RUBUS

(*Rosaceae*)

cockburnianus

— **'Golden Vale'** **Z5 rose 200 cm x 180 cm** ○ ● **July-Aug**

The young, long, arching canes, are covered in a vivid white bloom. To maintain that feature, they are best removed every second or third year to encourage a new generation. The attractive, finely textured, pinnate foliage has a chartreuse glow that holds its colour into the summer. Best placed in the background where the thorny canes cannot grab you as you pass by. **AGM**



Rubus cockburnianus 'Golden Vale'



Salix 'Boydii'

SALIX

(*Salicaceae*) **willow**

'Boydii' **Z5 45 cm x 40 cm** ○

Occasionally we will have some (small) plants of this fine dwarf hybrid. Found only in a single location and on a single occasion in the mountains of Angus in Scotland around 1870. You will be waiting for a while (up to 25 years) to have your plant mature to the size listed above but its gnarled appearance makes it a pleasure to grow from a young age onwards. Suitable for troughs and pots as well as a special spot in the rockery. Believed to be a hybrid between *S. lapponum* x *S. reticulata*. **AGM**

elaeagnos

— **'Angustifolia'** **Z5 3 m x 3 m** ○

Rosemary willow is a fine choice for pond and pool edges as well as a suitable candidate for more Mediterranean combinations. The narrow leaves, up to 12 cm long and only ½ cm wide, emerge gray-green, turning green as the season progresses but retaining an attractive, tomentose, silvery reverse that shimmers in the summer breezes. **AGM**



Salix elaeagnos 'Angustifolia'

fargesii Z6 yellow 3 m x 3 m ○ April-May

A most spectacular Chinese willow with its glossy green young stems and pointed, lacquered-looking winter buds. Under shady conditions, it is more open and undetermined, though still upright, in shape, while in full sun it grows into a full, rounded, upright, branched shrub. A few terrific specimens can be found in Darts Hill Garden Park in South Surrey, a fabulous garden that is a living testimony to Francisca and Ed Darts's lifelong passion for collecting, growing, enjoying and sharing with other green-hearted folk. **AGM**

gracilistyla

— 'Melanostachys' Z5 black 4 m x 4 m ○ Feb-Mar

Although tall and wide when let on the loose, this upright-branching willow, with its attractive, red-tipped, pitch-black catkins will take to coppicing very well every second year, thus maintaining a much more manageable height and a width of about 200 cm. Use in the background of the border in full sun, along a creek or pond, or in any type of moist, even soggy soil but in a spot where it will be appreciated in late winter.

hastata

— 'Wehrhahnii' Z5 yellow 100 cm x 100 cm ○ April

The stunning catkins on this selection develop early, before the leaves. Their size is quite remarkable, up to 6 cm long, and coupled with the copious quantities, they make for a fine display in the early spring garden. Shrub-like, multi-stemmed in habit. The wood is a dark, brownish-black colour, which makes for a nice contrast. **AGM**

lanata

— 'Stuartii' Z2 yellow 150 cm x 90 cm ○ April-May

A northern European species that is attractive in winter, with last year's pale green stems and honey-coloured buds that hold the silver catkins. It leafs out in spring with tomentose, silvery leaves that turn green over spring and summer. The upright habit, relatively thick stems, slow growth and compact size make this an excellent candidate for smaller spaces and rockeries.

lapponum Z1 200 cm x 150 cm ○ April-May

This slow-growing, compact, slender-branched willow with amber-coloured winter stems is dotted with tiny black buds that envelope the small leaves, which are very attractive when they unfold silver-gray in early spring. The Lapland willow, native to northern Europe, seems drought-resistant once established.


nakamura

— var. **yezoalpina** Z5 yellow 25 cm x ~ ○ May

Maybe not very tall, but this is surely a wide-spreading willow that can be used as a groundcover or alternatively should be restrained by the clippers. This willow is best and most attractively used growing over rocks, as it does in its native haunts on the island of Hokkaido, Japan. The leaves emerge with long, silvery, fuzzy hairs that form a nice backdrop for the fat, standing catkins. The stems will securely anchor themselves as they keep exploring new territory. **GPP**

magnifica Z6 yellow 5 m x 3 m ○ April-May

The magnolia-leaf willow is native to the forests of Western China and, not surprisingly, was at first glance mistaken by its discoverer, E. Wilson, for a *Magnolia*. The lush, obovate, glaucous green leaves with red petioles regularly confuse visitors to the nursery. The 15-cm-long, elegant and slender catkins are a beautiful sight. This species prefers a moisture-retentive, humus-rich soil and, with the continuous help of secateurs, can grow into a small tree. Untended, it will develop into a tall shrub of upright but irregular habit. Attractive, glossy, purple-red buds in winter. **AGM**



Salix fargesii




Salix gracilistyla 'Melanostachys'



Salix hastata 'Wehrhahnii'



Salix lanata 'Stuartii'




Salix lapponum



Salix nakamura var. *yezoalpina*



Salix magnifica



Salix melanostachys

purpurea

— 'Nana' Z3 180 cm x 180 cm ○

Purple osier is one of the select choices for basketry, where its slender, flexible twigs can be crafted into fine pieces of work. In the garden, this species is just as useful, its fine, linear, blue-green leaves, up to 10 cm long, moving in the slightest breeze. We clip these back, late every winter (in March), to a 30 cm in diameter "hedgehog." The result is young, stiffly upright stems clad in foliage from top to bottom, which form a dense, rounded shrub over the course of summer. **GPP**

salicola

— 'Polar Bear' Z4 5 m x 2 m ○

Another eye-catching plant, shared with us by Christine Allen, who wasn't sure about its identity. We initially believed its rounded, silvery-blue, tomentose foliage to be a spring feature, like it is with *S. nakamura* var. *yezoalpina*. We were pleasantly surprised when this look persisted throughout the growing season. This cool selection has a fairly stiff upright habit and can ultimately grow into a good-sized multi-stemmed shrub or small tree. If kept moist, it makes a fine container specimen. It takes to coppicing well, (cutting back to within 30 cm above the ground in late winter) which is a great way to regenerate old or leggy plants. Although supposedly cold hardy enough, we have received mixed reports on its performance in the BC interior. Like with a true polar bear, the intense summer heat might be too much.

species 1 Z4 180 cm x 180 cm ○▶ March-April

Small, 2-3 cm, glaucous-green glabrous leaves grow along slender, upright, grey branches. This unknown (to us) species is an effective foliage plant with a fine texture and open character. The greyish catkins appearing with the developing foliage are about 3 cm long. We coppice this plant every third year to within 25 cm from the soil in late winter.

species 2 Z4 100 cm x 100 cm ○▶ March-April


Grey, fuzzy, rounded leaves are about nickel sized and grow along slender reddish-brown, slightly fuzzy branches which turn grey in the second year. In open ground this tends to root where the stems touch the ground. Seems to make an excellent container plant, colouring beautiful with lavenders, sea-kale and ornamental grasses. Can either be trimmed as needed or coppiced to generate new and vigorous stems in the spring. Thank you Tracie Stewart for sharing this valuable garden willow with us.




Salix purpurea 'Nana'



Salix salicola 'Polar Bear'



Salix species 1



Salix species 2



Skimmia x confusa 'Kew Green'

SKIMMIA

(*Rutaceae*)

x confusa

— 'Kew Green' Z6 cream-yel 200 cm x 180 cm ○▶● March-April

Selected at Kew Gardens in London, this tall evergreen shrub with bright green shining leaves features very large flower clusters that are yellow-green in bud, opening creamy yellow. The flowers have a fantastic scent, very similar to lily of the valley. Adaptable in our cool coastal climate to full sun as well as bright shade. **AGM**

SORBUS

(*Rosaceae*)

koehneana Z5 white 4 m x 3 m ○▶ May

A finely textured elegant shrub or small tree with small clusters of cream coloured umbels in the spring followed by drooping clusters of white fruits in the fall. This species can be grown multi-stemmed or trained with a single leader. Very pretty fall colours to boot. We occasionally offer a very elegant pink fruited form. **AGM**

megalocarpa Z5 white 3 m x 3 m ○▶ May

Although we have never grown this outside of a container, it has impressed us for the last 10 years with its striking red winter buds that give way to dense, rounded flower clusters which are nested inside the orange burnished foliage as it develops in the spring. The leaves turn a deep glossy green and are particularly tough to the touch. In the fall, clusters of large, puckered berries develop, accurately described in having the size and colour of small partridge eggs. These hard, brown fruits will persist through the winter. A striking shrub that should find a permanent home in our garden.



Sorbus koehneana



Sorbus megalocarpa fruit

reducta **Z5** **white** **80 cm x ~** **○ D** **May**
 Low and mildly suckering, this Asian mountain-ash forms a nice thicket over time. The white flower clusters are followed by white berries that are flushed with pink when mature. The finely textured, pinnate foliage is glossy green during the growing season, with red petioles, and turns lovely shades of purple and orange in the fall. A great selection for the rockery as well.

vilmorinii **Z5** **white** **5 m x 4 m** **○ D** **May**
 Similar, at first glance, to *S. koehneana* but the fern-like leaves appear more in clusters at the tips of the stems. The white umbel-like flowers are followed by clusters of fruit that go through various shades of rose-red before settling on white blushed with rose. The foliage will turn beautiful shades of purples and reds in the fall. A graceful tree for small gardens. **AGM**



Sorbus reducta



Sorbus vilmorinii

SPIRAEA (**Rosaceae**)

fritschiana **Z5** **pink** **70 cm x 80 cm** **○ D** **June-July**
 A small, mounding shrub with orange-brown young shoots and blue-green leaves. The flowers are white with a pale pink blush. They appear in dense, flattened heads, about 8 cm across, at the tips of the stems. Their seed heads dry well and persist deep into winter. Attractive orange fall colour.

japonica
 — **'Albiflora'** **Z5** **white** **90 cm x 90 cm** **○ D** **June-Sept**
 Upright in habit forming a small and erect shrub with bright green foliage topped with flattened heads, bright white in colour over a long period of time. The seed heads dry nicely and also persist deep into the season. Great for foreground or background plantings, in groupings or solitary, in sun or even dappled shade.

morrisonicola **Z6** **pink** **20 cm x 25 cm** **○ D** **May-June**
 A dwarf spiraea with small, rounded, blue-green leaves which emerge with a burgundy flush. The stems are topped with small, pink, dense rounded heads in mid-spring. When these turn to seed, the heads colour reddish-brown. A nice small addition for the rock garden or behind a low, stone retaining wall. Native to the high mountains of Taiwan.



Spiraea fritschiana



Spiraea japonica 'Albiflora'

STYRAX (**Styracaceae**)

perkinsiae **Z5** **white** **5 m x 4 m** **○ D** **May**
 A compact, rarely found species that has impressed us with profuse flowering, starting at a very young age. The pure white bells appear in little clusters along the branches in the spring time. These are followed by hard, pea-sized fruits that will persist into the fall. More shrub-like in growth but able to reach small tree status. We have only sporadically found seedlings under the shrub.



Spiraea morrisonicola




Styrax perkinsiae

VACCINIUM (**Ericaceae**)

Lots of valuable shrubs are to be found within this genus, not only for their edible fruits but also for their ornamental value in the garden. Some species have coloured branches in the wintertime, others have attractive habits, some have great fall colours and there are a number with attractive evergreen foliage. The native huckleberries are not always the easiest to establish and seem to prefer acidic soil and the proximity of fir. The results are best if you can incorporate some rotting fir bark in the soil. We have added some to our container stock.

ovatum **Z6** **pink** **180 cm x 180 cm** **○ D ●** **May-June**
 Our native evergreen huckleberry is a fine, dense-growing shrub of shady woods and sunny clearings. The leathery, toothed leaves are bright red when young, maturing to a glossy, dark green. This shrub takes well to clipping and supposedly even shearing. We have used it to good effect in our woodland garden, where it adds colour, structure and a perfect backdrop for deciduous as well as evergreen perennials. The pale pink, bell-shaped flowers are followed by berries that change from dark red to black later in the season. The berries are small but carry a lot of flavour and can be harvested for months in late summer and fall. **GPP**



Vaccinium ovatum

parvifolium **Z5** **whi** **180 cm x 120 cm** **▷●** **April-May**


Red huckleberry might be one of our prettiest native shrubs. A finely textured network of bright green branches and twigs is dotted with tiny bright red buds in the winter time. In spring the plants are laden with small, white, drum-like flowers which are followed in mid summer by bright red berries. These are delicious mixed into jellies, pies or as condiments with ice cream, yoghurt and salads.

XANTHORHIZA **(Ranunculaceae)** **yellowroot** **E. USA**
simplicissima **Z3brow-purp** **90 cm x ~** **○▷●** **Mar-April**

An attractive, rarely encountered groundcover shrub that forms dense, non-aggressive colonies with its shallow, traveling, yellow roots. The thin, *Astilbe*-like leaves appear mostly grouped together along the young branchlets, just after the delicate, arching to pendulous racemes of tiny, inconspicuous, purplish-brown flowers have opened. In fall, the leaves colour attractively (in our shade garden, the brightest pure yellow), from yellows to purple and orangy-red, depending on conditions. The leaves also seem to persist longer than on many other deciduous shrubs and trees. The older stems develop an attractive, knotty look that we find quite useful for planters in a shady spot. Do not prune this shrub, since it takes many years to regain the character and height of the old wood. In its native habitat, yellowroot can be found growing in dense, deciduous shade and in soil conditions that vary from very wet to quite dry, though usually on the acidic side. Once established, drought will be tolerated in shady conditions, and full sun will be accepted under moist conditions.



Vaccinium parvifolium



Xanthorhiza simplicissima

QUICK REFERENCE LISTS:

Plant solutions for trouble spots:

* denotes evergreen

DARK, DRY SHADE:

Achlys triphylla
Asarum caudatum*
Asarum canadense*
Aucuba japonica var. borealis*
Geranium macrorrhizum *
Geranium nodosum 'Silverwood'
Luzula sylvatica*
Oxalis oregana
Oxalis oregana 'Evergreen'*
Pachyphragma macrophylla*
Polystichum munitum*
Trachystemon orientale
Vancouveria hexandra

BRIGHT, DRY SHADE:

Alchemilla alpina
Aruncus sp.
Carex appalachica*
Coptis sp.*
Cyclamen coum
Cyclamen hederifolium
Epimedium pauciflorum*
Epimedium perralchicum 'Frohnleiten'*
Epimedium pinnatum 'Thunderbolt'*
Fuchsia magellanica
Geranium x cantabrigiense sp.
Geranium macrorrhizum sp.
Geranium nodosum 'Silverwood'
Helleborus argutifolius*
Lathyrus vernus
Luzula sylvatica/L. luzuloides*
Melica uniflora forma albida
Oxalis oregana
Oxalis oregana 'Evergreen'*
Pachysandra procumbens*
Polygonatum sp.
Viola labradorica

FULL SUN, DRY:

Alchemilla alpina
Anthemis
Asclepias tuberosa
Baptisia sp.
Calamintha
Crambe maritima
Daphne x transatl. 'Eternal Fragrance'
Echinops ritro 'Veitch's Blue'
Eryngium sp.
Euphorbia 'Humpty Dumpty'*
Fragaria chiloensis 'Chaval'*
Fuchsia magellanica
Knautia macedonica

Laserpitium sp.
Lavandula sp.
Meum athamanticum
Origanum
Orlaya
Petrohragia
Phlomis sp.
Salvia sp.
Schizachyrium sp.
Stachys thirkei
Verbascum sp.

FULL SUN WET/SOGGY:

Astilbe sp.
Darmera peltata ('Nana')
Datisca cannabina
Eupatorium purpureum var.
Fritillaria meleagris
Hakonechloa macra
Helenium
Iris x robusta 'Gerald Darby'
Filipendula sp.
Leucosium aestivum
Molinia caerulea var.
Myrica gale
Osmunda regalis
Persicaria amplexicaule var.

SHADE WET/SOGGY SOIL

Astilboides tabularis
Cardamine trifolia*
Clethra alnifolia
Diphylleia cymosa
Impatiens omeiana
Kirengeshoma
Lysichiton sp.
Persicaria tenuicaulis
Primula florindae/bulleesiana/chungensis
Rodgersia sp.
Soldanella*
Xanthorhiza simplicissima

PLANTS FOR CONTAINERS:

Most plants will grow in containers. A number will need more care, especially to protect them from winter wetness. . As a general rule, the larger the pots, the better the plants will do. The following are some of our choices that have performed well over the years with minimum fuss. Please note that some of the plants listed are for dappled light or shade (S)
Actaea ramosa var. (S)
Adiantum sp. (S)
Alchemilla alpina
Calamagrostis sp. and varieties
Cotinus c. 'Young Lady'
Cyclamen coum
Clethra
Enkianthus
Erigeron karvinskianus
Euphorbia 'Humpty Dumpty' *
Fothergilla
Gaura
Hakonechloa macra var.
Hosta
Nicotiana sylvestris (annual)
Origanum 'Bristol Cross'
Polystichum munitum * (S)
Rhus sp.
Salix sp.
Sporobolus heterolepis
Xanthorhiza simplicissima (S)

GUARANTEE AND HARDINESS:

We are proud to be able to guarantee that the plants we sell at the nursery are true to name, correctly labeled and well rooted. But mistakes are only human, and if something gets mixed up, or if you are not totally satisfied, we will gladly exchange or refund the plant(s) in question for a maximum of the invoiced value. We consider ourselves to be realists and have focused on plants that are hardy up to and including USDA Hardiness Zone 6 although some Zone 7 plants absolutely thrive. We are not obliged to refund plants due to causes beyond our control, such as extreme climatic or soil conditions and wildlife damage. We advise covering plants that are planted in late fall with cedar boughs or fir branches when frosts and winter winds strike.

MAIL ORDER:

As a service to our more distant customers, we accept mail orders but we are foremost a retail nursery. Shipping information and an order form can be downloaded through our website.

PAYMENT:

We accept E-transfer, a personal cheque for established customers or cash. Sorry, no plastic.

GIFT CERTIFICATES:

We offer beautiful card bound gift certificates in denominations of \$35.00 or more.

PLANTS BRED/INTRODUCED BY FREE SPIRIT NURSERY:

Actaea racemosa 'F.S. Asheville'
Anaphalis margarit. 'F.S. Shellligan Pass'
Aruncus 'Liz's Goat'
Astrantia x 'F.S. Dark Claret'
Astrantia x ['Ruby Wedding'] select seedl.
Clematis tubulosa 'F.S. Kobalt'
Clematis tubulosa 'F.S. Sheherazade'
Datisca cannabina 'F.S. Selection'
Echinacea 'F.S. Superstar'
Epimedium x 'F.S. Atlas'
Epimedium x 'Free Spirit Candy'
Epimedium x 'F.S. Spring Chocolate'
Epimedium x 'F.S. Hot Flush'
Epimedium x 'F.S. Random Rouge'
Epimedium x 'F.S. Spring Hearts'
Geranium maculatum 'F.S. Pretty in Blue'
Helleborus torquatus 'F.S. Selection'
Hepatica nob. v. cren. 'F.S. Lavender Lass'
Lathyrus vernus 'Flaccidus Rose Cascade'
Lathyrus vernus 'F.S. Purple Select'
Lathyrus vernus 'F.S. Sweet Pink'
Monarda x 'F.S. Evi's Buddy'
Patrinia triloba 'F.S. Blushing Lace'
Phlox paniculata 'F.S. Tuytel's Find'
Primula x pruhonic. 'F.S. Purple-red sel.'
Pulmonaria angustifolia 'F.S. Spring Blues'
Salvia x 'Free Spirit Charmer'
Sanguisorba officinalis 'F.S. Tootsee'
Sanguisorba tenuifolia 'F.S. Finale'

RECOMMENDED READS:

Encyclopedia of Garden Ferns, by Sue Olsen, ISBN-13:978-0-88192-819-8 Anyone interested in ferns will be blown away by the wealth of choice. A great and pe

Planting the Natural Garden, by Piet Oudolf and Henk Gerritsen, ISBN 0-88192-606-X (or any other book by Piet Oudolf & co-writers)
Subject: Perennials and ornamental grasses for more naturalistic planting schemes.

Planting: A new perspective, by Piet Oudolf & Noel Kingsbury ISBN 978-1-60469-370-6

Subject: Technical tools for composing naturalistic plantings.

Roger Phillips & Martyn Rix. A series of books titled *Trees, Shrubs, Bulbs, Perennials*, showing many of the plants growing in their native habitats.

The American Woodland Garden, by Rick Darke, ISBN 0-88192-545-4
Subject: Woodland plants

The Caucasus and its flowers, by Vojtěch Holubec & Pavel Křivka.
ISBN 80-902541-3-6

Subject: Alpines and many familiar garden plants scientifically described but beautifully photographed in their natural habitat.

The Encyclopedia of Grasses for liveable landscapes, by Rick Darke, ISBN 978-0-88192-817-4
Subject: Ornamental Grasses

The Explorer's Garden, by Dan Hinkley, ISBN 0-88192-426-1
Subject: Rare, new, unusual and back-in-vogue perennials

The Know Maintenance Perennial Garden, by Roy Diblik ISBN 978-1-60469-334-8
Subject: Hands-on information on creating and maintaining nature inspired plantings.

WEB SITES:

For some colour images and the latest changes at the nursery:
www.freespiritnursery.ca
Instagram: [freespirit_nursery](https://www.instagram.com/freespirit_nursery)

A wealth of information about plants, courses and the photo of the day: www.botanicalgarden.ubc.ca

Two active (Vancouver) plant groups:
www.vancouverhardyplant.org
www.agc-bc.ca

CONVERSION TABLE FOR METRIC AND IMPERIAL SIZES:

1	cm = 3/8	inches	120	cm = 4	feet
5	cm = 2	inches	150	cm = 5	feet
10	cm = 4	inches	180	cm = 6	feet
15	cm = 6	inches	210	cm = 7	feet
20	cm = 8	inches	240	cm = 8	feet
25	cm = 10	inches	270	cm = 9	feet
30	cm = 12	inches	300	cm = 3 m = 10	feet
40	cm = 16	inches	400	cm = 4 m = 13	feet
50	cm = 20	inches	500	cm = 5 m = 16	feet
60	cm = 24	inches	600	cm = 6 m = 20	feet
70	cm = 28	inches			
80	cm = 32	inches			
90	cm = 36	inches			
100	cm = 40	inches			

FREE SPIRIT NURSERY

20405 32 Ave
Langley BC, Canada
V2Z 2C7

Phone: (1) 604-533-7373

OPENING TIMES:

Please check our website for the current schedule.
www.freespiritnursery.ca

