



TROPICALS

Catalog



FAMILYTREENURSERY.COM



Family Tree Nursery is a team of passionate horticulturists, providing a variety of gardening products that ensure a unique shopping experience. A well-informed, courteous staff, backed by years of experience, knowledge, and integrity, helps guarantee the success of our customers.

ICON KEY



Pet Friendly



Beginner Friendly



Low Water Needs



Watering Needs

(See p. 14 for details)

OVERLAND PARK

8424 Farley St.
Overland Park, KS 66212
(913) 642-6503

LIBERTY

830 W Liberty Dr.
Liberty, MO 64068
(816) 781-0001


SHAWNEE

7036 Nieman Rd.
Shawnee, KS 66203
(913) 631-6121

WWW.FAMILYTREENURSERY.COM

Our catalogs represent only a sample of what we carry in-store. Availability varies from season to season. Stop by any of our 3 locations for our most current selection.



The background of the image is a dense, close-up shot of tropical foliage, likely from a plant like a Philodendron or similar, with large, rounded, glossy leaves. The entire image is overlaid with a semi-transparent reddish-orange color. A thin white double-line border with decorative corner brackets frames the entire composition. The text is centered in the middle of the image.

Foliage

TROPICALS

CHINESE EVERGREEN



Aglaonema commutatum

Growth Rate: Slow

Growth Habit: Upright

Lighting: Low to Bright, Indirect

Chinese Evergreens are gorgeous, low-maintenance tropical plants that originate from Asia. They produce long, oval-shaped, glossy foliage and grow around 1-2 feet tall and wide. Their easy-care nature and low watering needs make them a beginner-friendly plant. Allow the soil to dry 1/2 of the way down before watering thoroughly. Chinese Evergreens can handle low to bright, indirect sunlight. Varieties with pink or red tones, such as the 'Siam', typically require more light. Keep out of direct sunlight as this can cause the leaves to burn. Chinese Evergreens are sure to add beauty and texture to any space.

FOLIAGE TROPICALS | AGLAONEMA



ALOCASIA | FOLIAGE TROPICALS

ELEPHANT'S EAR

Alocasia spp.

Growth Rate: Fast

Growth Habit: Upright

Lighting: Shade to Full Sun

Elephant's Ears are unique, fast-growing plants that produce arrow-shaped foliage with beautiful, defined veins. These plants are water lovers and need their soil kept moist throughout the year. Allow the soil to dry 2/3 of the way down the container before watering thoroughly. Light requirements can vary depending on the variety.

2/3



'CALIDORA'

Bright, Filtered Light



'BLACK VELVET'

Medium to Bright, Indirect Light



'DRAGON SCALE'

Bright, Indirect Light



'LUTEA'

Bright, Indirect Light



'POLLY'

Medium to Bright, Indirect Light



'QUILTED DREAM'

Bright, Indirect Light



'PORTORA'

Bright, Indirect Light to Full Sun



'REGAL SHIELDS'

Bright, Indirect Light

FOLIAGE TROPICALS | ANTHURIUM - APHELANDRA

ANTHURIUM

Growth Rate: Slow
Growth Habit: Upright
Lighting: Bright, Indirect

**Anthurium andraeanum**

This beautiful, long-lasting tropical plant is one of the most exceptional and recognizable houseplants. This plant produces glossy heart-shaped foliage and colorful leaves (the spathe) with a yellow tail-like spadix packed with tiny flowers. Aside from the Peace Lily, Anthurium andraeanums are the most reliable indoor-blooming plant and can bloom year-round under the right conditions.



'PINK'



'RED'

Anthurium plowmanii, superbum

Varieties of Anthurium like 'Ruffles' and 'Bird's Nest' do not produce brightly colored spathe but are sought after for their attractive green foliage. All varieties of Anthurium have similar care needs. For the best results, plant in a well-draining potting mix and place it in an area that will receive bright, indirect light. Allow the soil to dry 1/2 way down the container before watering thoroughly. For added humidity, set on a pebble tray.



'RUFFLES'




'BIRD'S NEST'

ZEBRA PLANT

Aphelandra squarrosa
Growth Rate: Slow
Growth Habit: Upright
Lighting: Bright, Indirect



Originating from Brazil, the Zebra Plant is a gorgeous variety that requires ample warmth and moisture. It features glossy, dark green foliage with light-colored veins throughout. You can expect bright yellow blooms in late summer or early fall. Allow the soil to dry 1/2 way down the container before watering thoroughly.



ZEBRA PLANT

ARAUCARIA - BEGONIA | FOLIAGE TROPICALS



NORFOLK ISLAND PINE

NORFOLK ISLAND PINE
Araucaria heterophylla
Growth Rate: Moderate
Growth Habit: Upright
Lighting: Bright, Indirect to Full Sun



This needled evergreen is often purchased during the holidays but can make an incredible year-round houseplant! Although it looks like an average pine tree, it is far from being cold-hardy. They prefer high humidity and need to be kept away from any drafts. Allow the soil to dry 2/3 of the way down before watering thoroughly.



CAST-IRON PLANT

CAST-IRON PLANT
Aspidistra elatior
Growth Rate: Slow
Growth Habit: Clumping
Lighting: Low, Indirect to Full Shade



This tropical evergreen produces beautiful dark green, glossy foliage that can grow well in low light or shady areas—a perfect plant to add to a living room or office space. With lower watering needs, this variety is an easy option for beginners. Allow the soil to dry 1/2 of the way down the container before watering thoroughly.



BEGONIA MACULATA

POLKA DOT BEGONIA
Begonia maculata
Growth Rate: Fast
Growth Habit: Upright
Lighting: Bright, Indirect



The Polka Dot Begonia is an interesting specimen to add to your plant collection. It favors higher humidity but does not tolerate misting; this may cause powdery mildew on the foliage. A humidifier or pebble tray will do the trick. Allow the soil to dry 2/3 of the way down the container before watering thoroughly.

KEEP IN MIND

Every plant has its needs, just like people do. Although plants grow naturally outdoors, many will flourish in our homes or workspaces when provided with the right conditions. It is our job as plant owners to make the living conditions acceptable. Important fundamentals to remember about houseplants include:

- LIGHT
- WATER
- SOIL
- GROWTH HABIT
- GROWTH RATE
- CARE LEVEL



BROMELIAD**Bromeliaceae****Growth Rate: Slow****Growth Habit: Upright****Lighting: Low to Bright, Indirect**

2/3

Bromeliads are fun, colorful plants that keep their bold blooms for 3 to 6 months. Once the central flower begins to die, baby Bromeliads will sprout in the soil below. These are called pups! Each variety has a similar water system called the central cup, located at the base of the plant. It is essential to have a consistent watering schedule that allows the soil to dry 2/3 of the way down the container before watering thoroughly. Bromeliads are also very drought tolerant, making them a great starter plant for newbies.



'GUZMANIA'



'VRIESEA'

Bromeliaceae 'Guzmania'

This variety grows taller than the rest of the Bromeliad family. It also has a smaller root system and may never need repotting.

Bromeliaceae 'Vriesea'

The Vriesea genus has a unique bloom that makes it a gorgeous specimen for any space.

Bromeliaceae 'Neoregelia'

This genus does not produce the same tall flower stem as the rest of the Bromeliads. As new foliage grows, leaves change in color until they are fully mature.



'NEOREGELIA'

AN EPIPHYTE IS AN ORGANISM THAT CAN ROOT AND GROW ATTACHED TO TREES AND OTHER PLANTS, NEVER REACHING THE GROUND. THEY RECEIVE THEIR NUTRIENTS FROM AIR, RAIN, OR DEBRIS FROM OTHER PLANTS AROUND THEM. PLANTS THAT FALL UNDER THIS CATEGORY ARE BROMELIADS, ORCHIDS, TILLANDSIAS, AND SOME VARIETIES OF FERNS.

PRAYER PLANT



Calathea spp.

Growth Rate: Slow

Growth Habit: Upright

Lighting: Medium to Bright, Indirect

Calatheas produce luscious, striped foliage and come in several different varieties. These gorgeous tropicals are quite the showstoppers! They can handle medium to bright, indirect light and should be kept out of direct sunlight to avoid burning the leaves. Calatheas prefer humid environments and may benefit from a pebble tray or humidifier. Water thoroughly once the soil dries 1/3 of the way down the container. Calathea plants are also known to be sensitive to minerals found in tap water and therefore may benefit from distilled or filtered water.

'LANCIFOLIA'


FOLIAGE TROPICALS | CALATHEA



'FREDDIE'



'MARANTA LEMON LIME'



'MARANTA RED'



'ORBIFOLIA'



'ORNATA'



'WARSCIEWICZII'



'WHITE FUSION'



'WHITE STAR'

CALATHEAS CAN BE PARTICULAR ABOUT THE WATER THEY NEED. FOR THE BEST RESULTS, SUBSTITUTE TAP WATER FOR DISTILLED WATER.

CARNIVOROUS PLANTS | FOLIAGE TROPICALS

CARNIVOROUS PLANTS

Growth Rate: Moderate

Growth Habit: Varies per Variety

Lighting: Bright, Indirect

Carnivorous Plants are unique tropical plants native to Madagascar, Southeast Asia, and Australia. These complex tropical plants thrive in warm, humid, bright environments and are perfect for terrariums. Uniquely, Carnivorous Plants trap and consume bugs, mice, and frogs. Water once the first inch of soil becomes dry. Listed below are the different varieties:

Active Traps: Prey is detected by sensitive hairs inside the trap, causing it to close immediately (see 'Venus Flytrap').

Semi-Active Traps: Insects become trapped on the sticky surface the foliage creates. Once the prey has been firmly captured, the leaf will slowly roll up and start the process of digestion (see 'Sundew').

Passive Traps: Bright colors and intoxicating smells entice the prey towards the mouth of the trap (see 'Pitcher Plant'). The slick inside of the tube keeps its lunch from escaping. Water and digestive fluid allow the plant to absorb the nutrients of the trapped prey.




'VENUS FLYTRAP'

Dionaea muscipula



PITCHER PLANT

Nepenthes



'SUNDEW'

Drosera tokaiensis

THE CARNIVOROUS PLANT FAMILY CONTAINS AROUND 140 DIFFERENT PITCHER PLANTS. THE HIGHLY ENDANGERED ATTENBOROUGH'S PITCHER PLANT CAN GROW UP TO 5 FEET TALL AND ALMOST 12 INCHES IN DIAMETER, MAKING IT ONE OF THE LARGEST VARIETIES KNOWN.



SPIDER PLANT


2/3

Chlorophytum comosum

Growth Rate: Moderate

Growth Habit: Bushy, Trailing

Lighting: Bright, Indirect

The Spider plant, also known as the airplane plant, is a tough, extremely easy-to-grow tropical. It produces long, green and white striped foliage that grows about 1.5 feet long and sprouts flowers that die back to develop baby plantlets. Due to its growth pattern, the Spider Plant is commonly grown in hanging baskets and will add a tropical feel to any space. Allow the soil to dry 2/3 of the way down the container before watering thoroughly.

WATERING

Proper watering is a challenging skill to master as a new plant owner and can be the difference between your plant thriving or declining. Everyone's home is different, meaning that you may have to care for a plant differently than the next plant owner. One of the most important things to note is that plants need to go through a wet and dry cycle that allows roots to breathe. Watering varies with all varieties. The best way to check is with your fingers or a moisture meter. There are three main categories that plants fall into, with some exceptions. The first category is plants that need to be watered thoroughly when the soil has dried 1/3 of the way down the container. The second category is plants that need thorough watering once the soil has dried 1/2 of the way down the container. Finally, the third category is plants that need thorough watering once the soil has dried 2/3 of the way down the container.

Plants that need watering when the soil has dried 1/2, or 2/3 of the way down, typically produce thicker foliage. Some low-light-tolerant tropicals, such as Aglaonema, are not fast growers; therefore, they don't need to be watered as often. Species like Sanseveria, ZZ Plants, Cacti, and Succulents feature thicker foliage that hold moisture inside. These plants prefer to go even longer without watering.

Plants under the 1/3 category usually need their soil to be kept moist. Due to their thinner leaf surfaces, some Palms and Ferns do not hold water like thicker-leaved species. They benefit from soil that is kept evenly moist. It is important to note that moist soil is not heavily saturated. Waterlogged soil can cause root rot and kill a plant.

HOW MUCH WATER SHOULD I GIVE MY PLANT?

Plants need to receive water in an amount appropriate to the volume of their container. For example, a Philodendron in a 5-inch container may only need two cups of water, while a Ficus Plant in a large 14-inch container could require 5 gallons of water or more. The goal is to water your plants thoroughly (placing them in a sink or bathtub can prove beneficial) and then allow the appropriate amount of time for the soil to dry before the next watering. Get into the habit of checking your plants regularly, as they will often give you visual cues when they are thirsty.

SHOULD MY CONTAINER HAVE A DRAIN HOLE?

Plant containers need to have a drainage hole. Drainage holes keep plant roots from being submerged in standing water, leading to root rot. When a container does not have a drainage hole or cannot have a hole drilled, you can leave the plant in the plastic nursery pot it came in and set it inside a decorative planter for display. When your plant is thirsty, take the plastic nursery pot out to the sink for watering and allow all excess water to drain before placing it back in the decorative container.



DRY FOLIAGE OF A DIEFFENBACHIA

IS MY PLANT UNDER OR OVERWATERED?

Depending on the variety, plants may develop brown tips on the foliage if they are underwatered or overwatered. You can identify this by feeling the texture of the damaged foliage. Overwatered plants will often have browning foliage that is soft and limp. Underwatered plants develop brown, crispy foliage due to the lack of water. After making an assessment, you will need to adjust your watering accordingly. A good rule of thumb is always to water your plants thoroughly until excess water flows from the container's drainage hole and the soil is fully saturated. Next, allow the appropriate amount of time for the soil to dry before watering your plant again.

UNDERWATERED SIGNS:

- Wilting
- Foliage looks dull
- Soil lightens in color
- Soil pulling away from perimeter of container

OVERWATERED SIGNS:

- Wilting
- Yellow or black foliage
- Soggy soil
- Bad smell
- Fungus gnats

WATERING CATEGORIES & ICONS:



Water plant thoroughly when the soil has dried 1/3 of the way down the container.



Water plant thoroughly when the soil has dried 1/2 of the way down the container.



Water plant thoroughly when the soil has dried 2/3 of the way down the container.



Water plant thoroughly when the soil has completely dried.

FERTILIZING

Everyone wants their plants to look as gorgeous as they did when they brought them home from the greenhouse. Using a high-quality fertilizer can help you achieve this goal with indoor and outdoor plants. Fertilizing supports plants by adding macro and micronutrients not found in water alone. For the best results, use a well-balanced water-soluble or controlled-release plant food. Always follow the directions on the container label.

WHEN SHOULD I FERTILIZE?

An excellent window for fertilizing tropical plants starts at the beginning of spring and goes through the late summer months. During this time, it is ideal that you fertilize your indoor plants once a month. Once the cooler seasons have arrived, plants require less water and fertilization. We recommend fertilizing your indoor plants every third watering at this point.



CAN I OVER FERTILIZE?

Absolutely. Too much fertilizer can overwhelm a plant and burn its root system. This can cause damage to the plant and lead to its decline. Always follow the recommended amount directed on the container label to avoid over-fertilization.

WATER SOLUBLE FERTILIZER

Our All Purpose Water Soluble Plant Food is perfect for indoor plants. It dissolves in water, providing an immediate source of nutrients for plants to absorb. Water-soluble plant foods give you more control over when your plants get fertilized. Apply the recommended amount of fertilizer as indicated on the label.

CONTROLLED RELEASE FERTILIZER

We recommend using our General Purpose Controlled Release Plant Food on outdoor plants and containers. This product consists of round granules of plant food that release nutrients every time it rains or you water your plants. Apply the recommended amount of fertilizer as indicated on the label. Next, work the granules into the top 3-inches of soil, then water thoroughly.

POTTING TOOLS & DECOR

We carry a wide selection of tools at Family Tree Nursery to make plant owning easier. We also have an ample selection of decorative elements to help you achieve your desired styling. Listed below are just a few of the valuable items you can find.

- WATERING CANS
- PRUNERS
- MOISTURE METERS
- SHOVELS
- DECORATIVE ROCKS
- MOSS
- GLOVES
- MISTERS



CITRUS | FOLIAGE TROPICALS

CITRUS

Citrus spp.

Growth Rate: Moderate

Growth Habit: Upright

Lighting: Full Sun

Citrus plants are sun-loving tropical plants that can make a fun addition to any space. They require full sun, sufficient warmth, and proper moisture to bear fruit. Pot your Citrus plants in a 5 to 15-gallon container. Place in a sunny outdoor space during the summer months for adequate growth. Bring inside when the nighttime temperatures are consistently in the 50s or below. Allow the soil to dry 2/3 of the way down the container before watering thoroughly. Citrus plants are heavy feeders and thrive when they receive regular feedings using a more acidic fertilizer like Citrus Tone or our Family Tree Nursery Azalea, Camellia, and Rhododendron Water Soluble Plant Food.



'MEYER LEMON'



'LIME'



'CALAMONDIN'

BEGINNER-FRIENDLY FAVORITES

Care for your plant will vary depending on the variety you select. If you are new to the plant world, it can be challenging to think about which plant to choose. There are hardy houseplants that will be more forgiving while you learn to take care of them. See the below list for beginner-friendly plant suggestions to get your collection started.

ALOE VERA (P. 64)

ANTHURIUM (P. 07)

BROMELIADS (P. 09)

CACTI (PP. 70-74)

CHINESE EVERGREENS (PP. 04-05)

DRACAENA (PP. 19-21)

DIEFFENBACHIA (P. 18)

FICUS (PP. 24-25)

JADE PLANT (PP. 64-65)

PEACE LILY (P. 48)

PEPEROMIA (PP. 37-38)

PHILODENDRON (PP. 39-40)

POTHOS (PP. 43-44)

SANSEVIERIA (PP. 45-47)

SCHEFFLERA (P. 47)

TILLANDSIA (P. 49)

ZZ PLANT (P. 49)



DRACAENA 'SONG OF INDIA'

FOLIAGE TROPICALS | CLUSIA - CORDYLINE

CLUSIA**Clusia rosea****Growth Rate: Fast****Growth Habit: Upright****Lighting: Bright, Indirect to Full Sun**

The Clusia is a gorgeous tropical plant with an upright growth habit that produces thick, glossy green leaves. This plant prefers bright, indirect light or full sun. Allow your Clusia to dry 2/3 of the way down the container before watering thoroughly.

2/3



CLUSIA



'PRINCESS'

COFFEE PLANT**Coffea arabica****Growth Rate: Slow****Growth Habit: Upright****Lighting: Bright, Indirect**

The Coffee Plant is a well-known tropical plant that produces pointed, glossy leaves and cherry-like fruit. Inside the fruit is a seed that we know as the coffee bean. This plant is sought after for its lush, quilted foliage. Coffee Plants perform best with bright, indirect light. It is also important for the plant container to have a drainage hole for the plant to thrive. Allow the soil to dry 1/2 of the way down the container before watering thoroughly.

1/2



COFFEE PLANT

CORDYLINE**Cordyline terminalis****Growth Rate: Slow****Growth Habit: Upright****Lighting: Bright, Indirect to Full Sun**

Cordylines produce long leathery, sword-shaped foliage that develop a range of beautiful hues like pink, orange, purple, green, and more. They will thrive in full sun or dappled sunlight and can grow up to 4 feet tall and wide once matured. Allow the soil to dry 1/2 way down the container before watering thoroughly.

1/2



CORDYLINE

DIEFFENBACHIA - DRACAENA | FOLIAGE TROPICALS



DIEFFENBACHIA

DIEFFENBACHIA**Dieffenbachia spp.****Growth Rate: Fast****Growth Habit: Upright, Bushy****Lighting: Medium to Bright, Indirect**

Dieffenbachias are stunning tropical plants that produce attractive, ovate-shaped foliage and grow in an upright fashion, reaching up to 5 feet tall indoors. They are tough and adapt well to different lighting conditions, making them a good option for beginners. Provide medium to bright, indirect light for year-round growth and water thoroughly once the soil is dry 2/3 of the way down the container.

2/3



DISCHIDIA

DISCHIDIA**Dischidia spp.****Growth Rate: Moderate****Growth Habit: Trailing****Lighting: Medium to Bright, Indirect**

Dischidia is an easy-to-grow houseplant that produces long, trailing stems and plump glossy green foliage. These plants hold water in their leaves, making them fairly drought tolerant. Provide medium to bright, indirect light and water thoroughly once the soil is dry 2/3 of the way down the container. Known for being easy-to-grow plants, the Dischidia is an excellent option for beginners.

2/3



'CURLY & STRAIGHT'

LUCKY BAMBOO**Dracaena sanderiana****Growth Rate: Slow****Growth Habit: Upright****Lighting: Bright, Indirect**

Lucky Bamboo is a slow-growing tropical that produces tall bright green stalks with linear-shaped foliage. The stalks can be manipulated into different shapes and sizes, such as twists, heart shapes, spirals, and more. Bamboo typically grows submerged in water, with pebbles or marbles to secure it in place. These are durable, long-lasting plants that add gorgeous texture to any space.

HUMIDITY SOLUTIONS

PEBBLE TRAY

A pebble tray is a stylish way of increasing humidity in your space. Fill a tray with an even amount of pebbles and add water. Placing your pot on top of the tray will give an extra boost of humidity. Replace the water in the tray once a week.

MISTING

A mister is an excellent way to add moisture to the environment around your plant. Do not mist any plants with velvety or hairy leaves; this can create an inviting atmosphere to disease. Also, avoid misting plants with lower water requirements like cacti and succulents.

HUMIDIFIER

A humidifier quickly increases the moisture in any space. Humidifiers come in various sizes, including smaller ones that work great on tabletops and desks.





'JANET CRAIG COMPACTA'

DRACAENA



Dracaena fragrans

Growth Rate: Slow

Growth Habit: Upright, Bushy

Lighting: Medium to Bright, Indirect

Dracaenas are a family of diverse, low-maintenance tropical plants that produce a thick woody stem and long, strap-like foliage. This tropical has various varieties that range in size and color. Most Dracaenas have a bushy growth habit when young; however, they can grow up to 10 feet tall as a houseplant.

This plant can tolerate areas with lower light but will flourish in medium to bright, indirect lighting. Water thoroughly once the soil is dry 2/3 of the way down the container.

DRACAENA | FOLIAGE TROPICALS



FOLIAGE TROPICALS | DRACAENA - EUGENIA



'REFLEXA'



'SONG OF INDIA'



SURCULOSA



'TARZAN'



'WARNECKII'



'WHITE JEWEL'

EUGENIA TOPIARY

Eugenia myrtifolia

Growth Rate: Moderate

Growth Habit: Bushy, Upright

Lighting: Bright, Indirect to Full Sun

A Eugenia Topiary is an exquisite statement piece that gives outdoor spaces a sophisticated touch. This tropical shrub gets pruned into various shapes like a spiral, a cone, or a ball. Allow the soil to dry 1/2 of the way down the container before watering thoroughly.



1/2



'BALL'

FERN



Growth Rate: Slow

Growth Habit: Bushy

Lighting: Medium to Bright, Indirect

Ferns are lush, gorgeous specimens that have been around since the beginning of time and grow naturally on forest floors. These plants produce a range of lush green foliage that requires bright, indirect light. Water Ferns once the soil has dried 1/3 of the way down the container and add a pebble tray for an added humidity boost. The potting soil should remain moist but not oversaturated, as this can cause the roots to rot.



'LEMON BUTTON'

Nephrolepis cordifolia



'STAGHORN'

Platycerium bifurcatum

'MAIDENHAIR' *Adiantum*



FOLIAGE TROPICALS | FERN



'FOXTAIL'

Asparagus aethiopicus



'AUSTRAL GEM'

Asplenium



'BIRD'S NEST'

Asplenium nidus



'CRISPY WAVE'

Asplenium nidus



'AUTUMN'

Dryopteris erythrosora



'KANGAROO PAW'

Microsorium diversifolium



'MACHO'

Nephrolepis biserrata



'BOSTON'

Nephrolepis exaltata



'KIMBERLY QUEEN'

Nephrolepis oblitterata

FIGUS

2/3



Ficus spp.

Growth Rate: Moderate


Growth Habit: Varies with Variety

Lighting: Medium to Bright, Indirect

Ficus come in an array of varieties, colors, and textures. Some types grow upright, like the 'Burgundy,' while other varieties have a trailing or creeping growth pattern. Provide medium to bright, indirect light for your ficus to thrive. These durable plants can tolerate occasional irregular waterings but grow best with a consistent schedule. We recommend watering thoroughly once the soil is dry 2/3 of the way down the container.

'BURGUNDY'

FOLIAGE TROPICALS | FIGUS




'AUDREY'



'NEON MARGUERITE'




'MELANY'



'UMBELLATA'



'TINEKE'



'TRIANGULARIS'

FIDDLE LEAF FIG

*Ficus lyrata***Growth Rate:** Moderate**Growth Habit:** Upright**Lighting:** Bright, Indirect

1/2

The Fiddle Leaf Fig is a popular houseplant that adds an unmatched architectural luxury to interiors with its lush, heavily veined, fiddle-shaped leaves. Although the Fiddle Leaf Fig has a reputation for being fickle, we think the reward of elegance is well worth the effort. Bright, indirect light is a must for the Fiddle Leaf Fig. Rotate the plant slightly every 2-3 weeks for even growth. For the best results, allow the soil to dry 1/2 of the way down the container before watering thoroughly. Proper drainage is crucial, so avoid letting the plant sit in standing water. These tropical plants enjoy warm, humid environments, so avoid placing near drafts in the home. To add shine to the foliage, clean the leaves regularly with leaf shine or a neem oil product designed for houseplants.



'FIDDLE LEAF FIG'

FITTONIA - HOYA | FOLIAGE TROPICALS

NERVE PLANT


Fittonia spp.

Growth Rate: Slow


Growth Habit: Bushy

Lighting: Part Shade to Bright, Indirect

The Nerve Plant has dark green, finely detailed foliage with defined veins in colors such as white, pink, red, and green. This plant can be slightly dramatic when thirsty by wilting but will bounce back quickly. Mist to help increase humidity around the plant. Allow the soil to dry 1/2 of the way down the container before watering thoroughly.



'WHITE'



'PINK'

GINGER

Zingiber officinale

Growth Rate: Moderate

Growth Habit: Bushy

Lighting: Medium to Bright, Indirect

The Ginger plant is an ornamental tropical native to Asia. It has been used as medicine, for flavoring food, and as a spice for many years. The Ginger plant is also bought and displayed for its gorgeous foliage. The Ginger plant produces upright, thick stems with rows of large oval leaves on each side. Provide medium to bright, indirect light. Allow the soil to dry 1/2 of the way down the container before watering thoroughly.



'VARIEGATED'

HOYA

Hoya spp.

Growth Rate: Slow

Growth Habit: Vining, Trailing

Lighting: Medium to Bright, Indirect

Hoya plants are stunning tropical plants with a vining growth habit and are an excellent option for hanging planters. They produce thick, waxy foliage that aids the plant in retaining water, making them an easy-to-grow houseplant that is perfect for beginners! Provide medium to bright, indirect light, and allow the soil to dry 2/3 or more down the container before watering thoroughly.



'HINDU ROPE'



'TRICOLOR'



'ENGLISH IVY'

IVY



Hedera spp.

Growth Rate: Fast

Growth Habit: Trailing

Lighting: Medium to Bright, Indirect

Ivy is an instantly recognizable plant excellent for bringing the outdoors inside. It is versatile as a houseplant and can be grown in hanging baskets, used in pots, or trained on a trellis. Growing ivy is generally easy, provided the right conditions. Allow the soil to dry 1/2 of the way down the container before watering thoroughly. Ivy flourishes in medium to bright, indirect light.



'GLOIRE DE MARENGO'



'GOLD CHILD'

IVY - MIMOSA | FOLIAGE TROPICALS



'GRAPE IVY'



'GREEN ALGERIAN'



'NEON ALGERIAN'



JUNCUS

JUNCUS

Juncus spp.

Growth Rate: Fast

Growth Habit: Upright, Bushy

Lighting: Medium to Bright, Indirect

Juncus is a unique plant that is usually combined with others in a display to add exciting texture and height. It performs well both indoors and outdoors. It produces thin, upright foliage that is grey-green and prefers its soil to stay consistently moist. Juncus is also commonly used as an annual or semi-perennial outdoors. Allow the soil to dry 1/3 of the way down the container before watering thoroughly.

1/3



SENSITIVE PLANT

SENSITIVE PLANT

Mimosa pudica

Growth Rate: Moderate

Growth Habit: Upright, then Trailing

Lighting: Bright, Indirect to Full Sun

The Sensitive Plant lives up to its highly descriptive name. The tiny hairs that line the foliage detect touch, motion, and temperatures. These hairs cause the leaves to close to protect themselves from outside dangers. This plant can be challenging to take care of and is best suited for seasoned plant enthusiasts! For the best results, keep the soil consistently moist and place it in a sunny area of your home.

1/3

THE SENSITIVE PLANT LIVES UP TO ITS HIGHLY DESCRIPTIVE NAME. THE TINY HAIRS THAT LINE THE FOLIAGE DETECT TOUCH, MOTION, AND TEMPERATURES. WHEN TRIGGERED, THE LEAVES WILL FOLD INWARDS IN ORDER TO PROTECT THEMSELVES. THE PLANT ALSO CLOSSES ITS LEAVES AT NIGHT.

SWISS CHEESE PLANT/VINE



Monstera spp.

Growth Rate: Fast

Growth Habit: Climbing/Trailing

Lighting: Medium to Bright, Indirect

The *Monstera deliciosa* (Swiss Cheese Plant) and *Monstera adansonii* (Swiss Cheese Vine) are tropical plants native to Central and South America, cultivated as houseplants. The *Monstera deliciosa* is a fast-growing floor plant prized for its large, glossy, heart-shaped leaves that split from the leaf edge to the center of the vein as it grows. The *Monstera adansonii* is more perforated and petite in comparison and has a lovely trailing quality. This variety is excellent for hanging baskets, draping off shelves, or training to grow around a room.



SWISS CHEESE VINE



SWISS CHEESE PLANT

MUSA - OLEA | FOLIAGE TROPICALS

BANANA PLANT

Musa spp.

Growth Rate: Fast

Growth Habit: Upright

Lighting: Bright, Indirect to Full Sun

The Banana plant is an herbaceous plant that produces oblong-shaped foliage on thick upright stems. They are fast-growing plants, and their size varies by species. Banana plants can be planted outdoors or can make excellent houseplants with enough lighting, though they likely will not produce fruit. This plant will grow well in containers; however, the pot will need to be at least 15 gallons in size for adequate growth.



BANANA PLANT

MYRTLE TOPIARY

Myrtus communis

Growth Rate: Slow

Growth Habit: Bushy

Lighting: Bright Indirect, to Full Sun

The Myrtle Topiary is an elegant, compact plant that fits perfectly into any space. Place in a sunny area in your home for optimal growth and rotate the container once a week, giving sunlight to all sides of the plant. Allow the soil to dry 1/2 of the way down the container before watering thoroughly. Note that root-bound topiaries will require more watering and eventually need to be repotted.



MYRTLE TOPIARY

OLIVE TREE

Olea europaea

Growth Rate: Moderate

Growth Habit: Upright

Lighting: Full Sun

Olive Trees are adaptable houseplants that produce attractive, narrow, gray-green leaves. Indoors, Olive Trees require at least 6 hours of direct sun. Note that these do not produce fruit indoors. When frost is not a threat, olive trees can be acclimated and moved outside in the full sun during the warmer months. Olive Trees are slow-growing and grow about 6 feet tall as a houseplant. Water thoroughly when the container soil is 1/2 dry.



OLIVE TREE

PEST SOLUTIONS

WHY DO I HAVE BUGS ON MY PLANT?


Most tropical plants require humidity, sunlight, and warm temperatures to thrive. Unfortunately, this can be the perfect environment for pesky bugs and insects to breed and multiply. If bugs are left untreated, they can devastate the plant, and the insect population can grow out of control and spread to other plants in your home. Insects have no predators indoors, but there are solutions to eliminating them.

HOW DO I GET RID OF THEM?

There are several ways to eliminate insects on plants. It is a matter of what type of method you prefer to use. A quick way to combat insects is to spray water to knock them off the foliage or wipe them off with a damp cloth. However, this does not always get the job done. More effective measures can include using Neem Oil, Systemic Houseplant Insect Control, Eight Insect Control, or other products meant to kill and control insects. Visit your nearest Family Tree Nursery to get the products you need to keep your plants healthy and free of pests.



COMMON INSECTS TO WATCH FOR



SPIDER MITES



SCALE



APHIDS



WHITEFLIES



FUNGUS GNATS



MEALYBUG



MONEY TREE

2/3



Pachira aquatica

Growth Rate: Fast

Growth Habit: Upright

Lighting: Bright, Indirect

Said to bring good luck, the Money Tree is a gorgeous, fast-growing houseplant. It produces a trunk-like stem that is often braided. The braiding method helps the stability of the plant while also adding interest. Money Trees grow fast but can be pruned or pinched to help contain their growth. Provide bright, indirect light for optimal growth, and water thoroughly once the soil has dried 2/3 of the way down the container. These plants are easy to grow and care for and make an excellent option for beginners.

MONEY TREE

THE ART OF BONSAI

Bonsai is the centuries-old Japanese art of pruning and shaping trees into miniature sizes and is a hobby for many. Bonsai (pronounced bone-sigh) is not created from a particular tree species but can be produced from many different varieties, especially those having small leaves that are in scale with the rest of the tree. Bonsai can also be created in nature when seeds from various plants root in crevices between rocks or other tight places. The confined space restricts the plant, making it grow in a more dwarf-like state.

TROPICAL BONSAI CARE

Tropical Bonsai can remain indoors year-round as long as it receives bright, indirect light. Avoid placing in areas that receive heavy drafts or dry heat, such as next to a doorway or vent. Add a pebble tray for an added boost of humidity.

An excellent method for watering an indoor bonsai is the immersion method. This method consists of filling a container high enough with water to cover the bonsai pot and soil, then placing the potted bonsai in the container to immerse the soil and roots completely. Immersion causes little disruption and allows the plant to take up the water it needs. Wait until the soil surface is visibly saturated before removing the plant. Use a water-soluble fertilizer with every other watering.

HARDY BONSAI CARE

Hardy trees like Junipers, Japanese Maples, and Boxwoods are varieties you can place outdoors when the weather is above 50 degrees. During winter, store the Hardy Bonsai inside a cool garage or window well to allow the plant to go dormant while protecting the root system from extreme freezes and thawing temperature fluctuations.

For watering outdoor bonsai, overhead watering with a hose or watering can is the easiest method. A strong blast of water can damage the plant, so use the nozzle setting that disperses the water more finely. Allow the water to pour over the leaves and into the soil gently. Continue watering until water comes out of the drain hole, and the potting soil is fully saturated. Use a water-soluble fertilizer with every other watering.

ESSENTIAL TOOLS

Trimming, pruning, cutting, and wiring are all steps that each bonsai may require. Maintenance can be a delicate task, so the right tools are essential for getting the results that you hope to achieve. Below are five tools that make upkeep easier when tending to your plant.

- 1.) WIRE
- 2.) SHEERS
- 3.) ROOT HOOK
- 4.) HORI HORI KNIFE
- 5.) BRUSH



MAJESTY PALM




Ravenea rivularis

Growth Rate: Slow

Lighting: Bright, Indirect

The Majesty Palm is an attractive, slow-growing tropical that can be displayed indoors as a large houseplant or potted near a poolside. As one of the taller varieties, this palm can reach up to 10 feet tall indoors and reach up to 40 feet tall in its native environment. For indoor display, boost humidity levels with a pebble tray or humidifier nearby. Water the Majesty Palm thoroughly once the soil has dried 1/2 of the way down the container. Allowing the potting soil to get too dry may cause lower foliage on the plant to brown or fall off.

FOLIAGE TROPICALS | PALM




PONYTAIL PALM

PONYTAIL PALM*Beaucarnea recurvata***Growth Rate: Moderate****Lighting: Bright, Indirect**

Despite its name, the Ponytail Palm is a member of the Agave family and not a palm. This low-maintenance plant is excellent for adding vertical interest. Allow the soil to dry 2/3 down the container before watering thoroughly.

2/3



BISMARCK PALM

BISMARCK PALM*Bismarckia nobilis***Growth Rate: Moderate****Lighting: Full Sun**

The Bismarck Palm gives a beautiful Mediterranean feel to any outdoor space. It produces lance-shaped foliage in a fan-like array. Allow the soil to dry 2/3 of the way down the container before watering thoroughly.

2/3



CAT PALM

CAT PALM*Chamaedorea cataractarum***Growth Rate: Moderate****Lighting: Bright, Indirect**

The Cat Palm is a gorgeous, feathery indoor and outdoor tropical plant. Display it in a shaded area when used outdoors. Allow the soil to dry 1/2 of the way down the container before watering thoroughly.

1/2



NEANTHE BELLA PALM

NEANTHE BELLA PALM*Chamaedorea elegans***Growth Rate: Slow****Lighting: Low to Bright, Indirect**

The Neanthe Bella Palm often called the Parlor Palm, is known to adapt to lower lighting conditions, making it perfect for indoor use. Allow the soil to dry 1/2 of the way down the container before watering thoroughly.

1/2



BAMBOO PALM

BAMBOO PALM*Chamaedorea seifrizii***Growth Rate: Slow****Lighting: Low Light to Full Sun**

The Bamboo Palm is a gorgeous slow-growing tropical plant that can tolerate low light and is an excellent option for indoor use. Allow the soil to dry 1/2 of the way down the container before watering thoroughly.

1/2



SAGO PALM

SAGO PALM*Cycas revoluta***Growth Rate: Slow****Lighting: Partial Sun to Full Sun**

This ancient Palm thrives on neglect and makes a beautiful tropical accent for outdoor or poolside decorating. Allow the soil to dry 2/3 or more down the container before watering thoroughly. Very toxic to pets.

2/3

PALM | FOLIAGE TROPICALS



ARECA PALM

ARECA PALM*Dypsis lutescens***Growth Rate: Slow to Moderate****Lighting: Partial Sun to Full Sun**

A native to Madagascar, the Areca Palm is a popular indoor tropical that thrives in spaces with bright, indirect light. Allow the soil to dry 2/3 of the way down the container before watering thoroughly.

2/3



KENTIA PALM

KENTIA PALM*Howea forsteriana***Growth Rate: Slow****Lighting: Partial Shade to Bright, Indirect**

The Kentia Palm is a popular slow-growing indoor tropical that grows well in shadier locations and is spider mite resistant. Allow the soil to dry 1/2 of the way down the container before watering thoroughly.

1/2



CHINESE FAN PALM

CHINESE FAN PALM*Livistona chinensis***Growth Rate: Moderate****Lighting: Partial Sun to Full Sun**

The Chinese Fan Palm produces waterfall-like foliage and will give any pool area a tropical feel. Use a slow-release fertilizer and allow the soil to dry 2/3 of the way down the container before watering thoroughly.

2/3



ROBELLINI PALM

ROBELLINI PALM*Phoenix roebelenii***Growth Rate: Moderate****Lighting: Partial Sun to Full Sun**

The Robellini Palm is a beautiful statement piece perfect for poolsides and outdoor spaces. Use a controlled-release fertilizer and allow the soil to dry 2/3 of the way down the container before watering thoroughly.

2/3



RHAPIS PALM

RHAPIS PALM*Rhapis excelsa***Growth Rate: Slow****Lighting: Partial Shade to Bright, Indirect**

The Rhaps Palm, also known as the Lady Palm, is known for being a smaller variety with lower light requirements. Allow the soil to dry 1/3 of the way down the container before watering thoroughly.

1/3

PALM PLANTS ARE ASSOCIATED WITH TROPICAL ENVIRONMENTS THAT EVOKE FEELINGS OF LEISURE AND TRANQUILITY. USE PALM PLANTS TO CREATE A BOLD, TROPICAL FEEL TO INTERIOR AND EXTERIOR SPACES.

FOLIAGE TROPICALS | PEPEROMIA


PEPEROMIA

Peperomia spp.

Growth Rate: Slow**Growth Habit:** Compact**Lighting:** Medium to Bright, Indirect

Peperomias are vigorous plants that are prized for their thick, fleshy leaves. Their foliage is highly ornamental and, depending on the variety, can be smooth, textured, or variegated and come in various colors, shapes, and sizes. These low-maintenance houseplants are great for beginners and plant enthusiasts. Allow the soil to dry 2/3 of the way down the container before watering thoroughly.

2/3



'GINNY'



'GRAVEOLENS'



'HOPE'



'MARBLE'




'NAPOLI NIGHTS'



'PEARL'




'PEPPERMILL'



'PICCOLA BANDA'

PEPEROMIA | FOLIAGE TROPICALS



PEPEROMIA PLANTS ARE A SMART CHOICE FOR THOSE WHO HAVE NOT EXPERIENCED MUCH SUCCESS WITH HOUSEPLANTS. THESE BEGINNER-FRIENDLY PLANTS REQUIRE MINIMAL EFFORT IN THE WAY OF CARE YET REWARD YOU WITH A SOPHISTICATED LOOK AND FEEL.

PHILODENDRON



Philodendron spp.

Growth Rate: Fast

Growth Habit: Vining or Upright

Lighting: Medium to Bright, Indirect


The Philodendron genus comprises over 400 plants and is the second-largest genus within the Araceae family. They include two growth habits: vining and upright, bushy forms. Philodendrons also produce several unique varieties with elegant foliage, such as the 'Brasil,' 'Micans,' 'Birkin,' 'Prince of Orange,' and more. These easy-to-care-for plants are an excellent option for beginners and seasoned plant enthusiasts. When it comes to watering, Philodendrons are generally forgiving. Allow the soil to dry 1/2 of the way down before watering thoroughly. Water until excess water flows from the container's drainage hole, but do not allow your plant to sit in standing water or soggy soil.



'BRASIL'



PHILODENDRON | FOLIAGE TROPICALS



FOLIAGE TROPICALS | PILEA - POLYSCIAS



CHINESE MONEY PLANT



FALSE ARALIA



MING ARALIA

CHINESE MONEY PLANT*Pilea peperomioides***Growth Rate: Fast****Growth Habit: Bushy****Lighting: Bright, Indirect**

The Chinese Money Plant, sometimes called the UFO Plant, is a popular indoor tropical due to its uniqueness and ease of care. It produces long stems with a single coin-shaped leaf at each end. When the leaves begin to droop, this indicates that it is time to water. Allow the soil to dry 2/3 of the way down the container before watering thoroughly.

2/3

FALSE ARALIA*Pterandra elegantissima***Growth Rate: Slow****Growth Habit: Upright****Lighting: Medium to Bright, Indirect**

False Aralia is a lovely, slow-growing houseplant that flourishes in bright, indirect light and is sure to add gorgeous vertical interest to any room. It produces a main trunk that sprouts tall, slender stems and dark green crinkled foliage. False Aralia prefers its soil to be on the drier side, so we recommend watering once the soil is dry 1/2 of the way down the container.

1/2

MING ARALIA*Polyscias spp.***Growth Rate: Fast****Growth Habit: Upright****Lighting: Medium to Bright, Indirect**

Ming Aralias are easy-to-grow tropicals that come in many different sizes and shapes. They produce elegant, finely-cut leaves on thick stems that fan out from the center of the plant. They can mature to 6-8 feet tall indoors but can be trimmed for smaller spaces. Allow the soil to dry 1/3 of the way down the container before watering thoroughly.

1/3

ROOT BOUND

When the roots of a plant have grown and exceeded the size of the container, they can form into a dense mass that can be detrimental to many plants. However, there are varieties of plants that prefer to live with their roots woven tightly together. Listed below are some plants that like to be root bound:

AFRICAN VIOLETS (P. 81)

ALOE VERA (P. 64)

BOSTON FERN (P. 23)

FICUS (PP. 24-25)

FOXTAIL FERN (P. 23)

HOLIDAY CACTUS (P. 81)

JADE PLANT (PP. 64-65)

PEACE LILY (P. 48)

SANSEVIERIA (PP. 45-47)

SCHEFFLERA (P. 47)



PROPAGATION

MULTIPLYING YOUR PLANTS

WHAT IS PROPAGATION, AND HOW DOES IT WORK?

Propagation is the process of breeding more plants from a mother plant. Propagation can happen naturally with certain plants; with other plants, it can be encouraged by willing plant owners. Not all plants propagate the same way, so knowing which species work with the appropriate method is essential.



DIVIDING:

Dividing is the process of gently separating roots of multi-stemmed varieties and potting them. Some plants are asexual and produce new plants from themselves. As new offshoots sprout in the soil, they can be dug up and placed into a separate container with fresh potting soil. Listed below are varieties that can be successful using the dividing method:

ALOE VERA (P. 64)
BABY TEARS (P. 47)
BOSTON FERN (P. 23)
BROMELIAD (P. 9)
PEACE LILY (P. 48)
SANSEVIERIA (PP. 45-47)
SPIDER PLANT (P. 13)
ZZ PLANT (P. 49)



ROOTING A LEAF:

Rooting a leaf is done by cutting an established, healthy leaf and placing it directly into water or soil. Applying a small amount of rooting hormone will boost nutrition and double the growth you would see otherwise. Rooting hormones are not necessary for propagation but can be very helpful. Listed below are varieties that can be successful using the rooting method:

AFRICAN VIOLET (P. 81)
CROTON (P. 54)
HOYA (P. 26)
JADE PLANT (PP. 64-65)
PEPEROMIA (PP. 37-38)
POLKA DOT BEGONIA (P. 8)
SANSEVIERIA (PP. 45-47)
ZZ PLANT (P. 49)



ROOTING A STEM CUTTING:

Snip off 5 to 6 inches of a healthy stem to root a stem cutting. For this to be successful, nodes on the stem need to be present, as this is where new roots can begin to form. When rooting it in soil, we recommend applying rooting hormone to the end of the stem. Successful propagation, using the stem cutting method, can be done with the following plants:

BABY TEARS (P. 47)
DRACAENA (PP. 19-21)
GRAPE IVY (P. 28)
NERVE PLANT (P. 26)
PHILODENDRON (PP. 39-40)
POLKA DOT BEGONIA (P. 8)
POTHOS (PP. 43-44)

HOW DO I POT MY WATER PROPAGATED PLANT?

Water propagation is a fun way to see a root system grow. Once your plant has developed about 3-4 inches of new root growth in the water, it will be ready to transplant into soil. Place the cutting and roots into the container soil, moistening the soil. Be sure the container soil consists of a high-quality potting mix, like Family Tree Nursery Premium Potting Mix. Once the propagated plant acclimates and becomes more established, you can begin to allow the soil to dry 1/2 of the way down the container before watering thoroughly. Fertilize during the growing months and watch your plant grow.

POTHOS



Epipremnum aureum

Growth Rate: Fast

Growth Habit: Trailing, Climbing

Lighting: Low to Bright, Indirect

Pothos are some of the easiest houseplants to grow. These undemanding plants can handle a broad spectrum of light conditions and are very forgiving when it comes to watering. Pothos are trailing vine plants that produce lovely heart-shaped green leaves. They are perfect for tabletops, hanging baskets, and draping off shelves. They are also an excellent option for areas that receive low light, such as offices and bathrooms. Allow the soil to dry 1/2 of the way down before watering thoroughly.

'SILVER SATIN'

POTHOS | FOLIAGE TROPICALS



SNAKE PLANT



Sansevieria spp.

Growth Rate: Slow

Growth Habit: Upright

Lighting: Low to Bright, Indirect

Sansevierias, also known as Snake Plants, are some of the easiest houseplants to maintain. These durable plants can handle a spectrum of conditions, including low light and infrequent watering. They perform best in medium to bright, indirect light but can tolerate low-lit areas. When it comes to watering, Sansevierias are very forgiving. Allow the soil to go completely dry before watering thoroughly. Water until excess water flows from the container's drainage hole. Do not allow your plant to sit in standing water or soggy soil. Sansevierias are an excellent option for beginners and seasoned plant enthusiasts and are perfect for displaying on desks, shelves, tabletops, and more.

'LAURENTII'

SANSEVIERIA | FOLIAGE TROPICALS



FOLIAGE TROPICALS | SANSEVIERIA - SOLEIROLIA



'ROBUSTA'



'STAR POWER'



'ZEYLANICA'

UMBRELLA PLANT

Schefflera spp.**Growth Rate:** Fast**Growth Habit:** Upright, Bushy**Lighting:** Bright, Indirect

Schefflera plants, also known as the Umbrella Plant, produce long, shiny, oval-shaped foliage that sprouts from a central stalk. Two species within its genus make excellent houseplants, the larger *Schefflera actinophylla* and the dwarf species *Schefflera arboricola*. Place your plant in an area that receives bright, indirect light and allow the soil to dry 1/2 down the container before watering thoroughly.



ACTINOPHYLLA 'ALPINE'



ARBORICOLA

BABY TEARS

*Soleirolia***Growth Rate:** Fast**Growth Habit:** Mat Forming**Lighting:** Bright, Indirect

Soleirolia, also known as Baby Tears, produces a dense mat of tiny bean-shaped foliage that can sometimes be confused with moss. A mature plant can grow up to 4 inches tall and spread about 36 inches wide. Baby Tears perform best in bright, indirect light. Allow the soil to dry 1/3 of the way down the container before watering thoroughly.



BABY TEARS

SPATHIPHYLLUM - STROMANTHE | FOLIAGE TROPICALS

PEACE LILY

Spathiphyllum

Growth Rate: Moderate

Growth Habit: Upright

Lighting: Bright, Indirect

Peace Lilies are one of the most reliable indoor blooming plants. They are revered for their shiny, dark-green foliage and majestic white spathe bracts that form a hood over the spadix (spikes packed with tiny flowers). Beyond their beauty, Peace Lilies are also an easy-to-care-for plant. Provide medium to bright, indirect light and allow the soil dry 1/3 of the way down the container before watering thoroughly.



PEACE LILY

BIRD OF PARADISE

Strelitzia spp.

Growth Rate: Slow

Growth Habit: Upright

Lighting: Bright, Indirect

The Bird of Paradise is a favorite among interior designers due to its impressive, elongated, arching leaves. It is sure to make a statement piece in any brightly lit area. Indoors, the White Bird of Paradise is not likely to bloom. However, the Orange Bird of Paradise, a dwarf variety, has the potential to bloom throughout the year with its signature bird-like blossom. Allow the soil to dry 2/3 of the way down the container before watering thoroughly.



BIRD OF PARADISE

TRIOSTAR STROMANTHE

Stromanthe sanguinea

Growth Rate: Fast

Growth Habit: Upright, Bushy

Lighting: Bright, Indirect

The Triostar plant, often confused with a Calathea, produces spectacular pink, white, and green shades throughout its large, oblong-shaped foliage. These tropical plants fold their leaves at night, making them a part of the Prayer Plant family. Place your Triostar in bright, indirect light for the best results, and allow the soil to dry 1/2 of the way down the container before watering thoroughly.



TRIOSTAR STROMANTHE

FOLIAGE TROPICALS | TILLANDSIA - ZAMIOCULCAS



AIR PLANT

AIR PLANT**Tillandsia****Growth Rate: Slow****Growth Habit: Compact****Lighting: Part Shade to Bright, Indirect**

Tillandsias are easy-to-care-for plants that are an excellent option for beginners. They produce thin and light-colored hairs called trichomes that help regulate their temperature and retain moisture. Its pointed foliage draws nutrients from the air instead of water. Mist your Tillandsia 1-2 times per week or soak the entire plant in a bowl of water for 30 minutes every 7 to 10 days.



WANDERING JEW

WANDERING JEW**Tradescantia zebrina****Growth Rate: Fast****Growth Habit: Trailing, Vining****Lighting: Bright, Indirect**

This gorgeous vining tropical plant produces long, thick stems with boldly colored green and purple striped foliage. The Wandering Jew makes an attractive choice for hanging planters and is easy to propagate with stem cuttings. Place your Wandering Jew in an area where it will receive bright, indirect light and allow the soil to dry 1/2 of the way down the container before watering thoroughly.

1/2



YUCCA

YUCCA**Yucca spp.****Growth Rate: Slow****Growth Habit: Upright, Bushy****Lighting: Bright, Indirect to Full Sun**

The Yucca Plant is the perfect tropical statement piece for brightly lit spaces inside or outside your home. They produce a tall, upright trunk with light green, lance-shaped foliage sprouting from the top of the plant. Great for container planting, place your Yucca plant in well-draining soil and allow the soil to dry 2/3 of the way down the container before watering thoroughly.

2/3

ZZ PLANT**Zamioculcas zamiifolia****Growth Rate: Slow****Growth Habit: Upright, Bushy****Lighting: Low to Bright, Indirect**

The *Zamioculcas zamiifolia*, more commonly referred to as the ZZ Plant, is a durable houseplant that can thrive just about anywhere indoors. This plant is characterized by its wand-like stems with shiny, oval-shaped leaves that stand above the soil surface and large potato-like rhizomes that sit below. ZZ Plants are very forgiving. Allow the soil to go completely dry before watering thoroughly.

DRY



ZZ PLANT



'ZENZI'

ARROWHEAD PLANT



Syngonium podophyllum

Growth Rate: Fast

Growth Habit: Upright

Lighting: Low to Medium, Indirect

Nepthytis, also known as the Arrowhead Plant, is an excellent, low-light-tolerant plant to own in your home. Its beautiful leaves form the shape of an arrowhead and come in multiple varieties. Before maturing, you can expect it to grow more bush-like. However, it will develop a vining climbing habit as it ages, perfect for hanging baskets and climbing structures. Prune back if you prefer to keep it bushy or let it climb up a trellis. Allow the soil to dry 1/2 of the way down before watering thoroughly.



'NEON ROBUSTA'



'HOLLY M'



Flowering
TROPICALS

AESCHYNANTHUS | FLOWERING TROPICALS

LIPSTICK PLANT

Aeschynanthus radicans

Growth Rate: Moderate

Growth Habit: Vining, Trailing

Lighting: Bright, Indirect

The Lipstick Plant is a beautiful vining tropical plant perfect for adding interest to hanging planters or tall containers. They produce cascading stems with glossy green foliage and vibrant, ruby red blooms during the summer and fall months. For the best results, place your Lipstick Plant in bright, indirect lighting and allow the soil to dry 1/2 of the way down before watering thoroughly.



LIPSTICK PLANT

FLOWERING TROPICAL ESSENTIALS



LIGHT REQUIREMENTS

Flowering tropical plants can produce showstopping, vibrant blooms throughout the growing season and make a beautiful addition to any space. Most flowering tropical plants need 5 hours or more of bright sunlight, except for a few varieties that require dappled sunlight. Inadequate light can cause blooms to be sparse, less vibrant, or not even develop.

OUTDOOR PLACEMENT

Flowering tropical plants make great additions to patios, balconies, front porches, landscapes, and poolsides. For the best results, place your plant in an area that will receive direct sunlight. Your blooming tropical can be potted in a decorative container or planted in the ground. If you plan to overwinter your plant, keeping the plant in a container above ground is ideal for easy indoor transition.

INDOOR PLACEMENT

Indoors, flowering tropical plants need adequate sunlight to produce blooms and vibrant colors. If your home's natural light is insufficient for plant growth, grow lights can be beneficial. Pot your tropical in an appropriately sized container and place it in the brightest spot in your home.

FERTILIZING

Flowering tropical plants need to be fertilized regularly for blooms to continue throughout the growing season. Fertilize once a month during the spring and summer with a diluted, water-soluble, balanced fertilizer.

OVERWINTERING

Often, flowering tropicals get purchased as annuals due to their low chance of survival during winter. However you can overwinter any plant, but it is essential to consider the level of care they require. The proper place and way to overwinter your plant can vary. Certain plants can survive the winter indoors with minimal stress, while others can be acclimated to a cool, dark spot and allowed to go dormant. Bringing any plant indoors can also introduce pests that can quickly multiply inside your home. It is essential to treat plants accordingly. See page 60 for overwintering tips. You can also call any of our stores to speak with a Greenhouse Manager or make an in-person visit for proper overwintering instructions.

FLOWERING TROPICALS | BOUGAINVILLEA - CANNACEAE

BOUGAINVILLEA***Bougainvillea spectabilis*****Growth Rate: Fast****Growth Habit: Vining, Trailing****Lighting: Full Sun**

Bougainvillea is a magnificent climbing tropical plant that is an excellent option for trellises, hanging baskets, and more. They produce long, trailing stems with vibrant blooms in red, purple, yellow, pink, orange, and white. Place in a full sun location and allow the soil to dry 2/3 or more down the container before watering thoroughly.




'ORANGE'

CANNA**Cannaceae****Growth Rate: Fast****Growth Habit: Upright****Lighting: Full Sun**

Cannas are beautiful tropical plants that can add vertical interest to containers or landscapes. They produce tall shoots that hold a cluster of vibrant blooms with large broad-leaved foliage in green and bronze tones. Allow the soil in potted Cannas to dry 1/2 of the way down the container before watering thoroughly. Cannas can be treated as an annual and discarded after the first frost, or you can dig up the bulbs for winter storage and plant them again in the warm spring. For potted Cannas, you can keep the bulb in its container and store it in a cool, dry location such as the basement or near an inner garage wall for overwintering.




'CLEOPATRA'



'RED KING HUMBERT'



'YELLOW KING HUMBERT'



'DURBAN'

CROTON



Codiaeum variegatum

Growth Rate: Slow

Growth Habit: Bushy

Lighting: Full Sun

Crotons are known for their bold and exciting foliage. This stunning tropical will produce intense yellows, reds, oranges, and greens throughout its large lance-shaped leaves. A native to the tropics, Crotons require bright sunlight to maintain their vibrant colors. In shadier areas, the foliage tends to become green. Allow your Croton's soil to dry 1/2 of the way down the container before watering thoroughly.

FLOWERING TROPICALS | DURANTA - GARDENIA

DURANTA***Duranta erecta*****Growth Rate: Fast****Growth Habit: Upright, Bushy****Lighting: Full Sun**

Duranta is a flowering tropical shrub that produces beautiful green, serrated foliage and rich colored blooms that come in blue, white, and violet. This plant is a fantastic option for potting in a container and can easily be trimmed into a tree form. Place in an area where it will receive full sun and allow the soil to dry 1/3 of the way down the container before watering thoroughly.



DURANTA

FLAME VIOLET***Episcia cupreata*****Growth Rate: Moderate****Growth Habit: Cascading****Lighting: Bright, Indirect**

Episcia, closely related to the African Violet, produces thick, textured foliage with detailed silver veins and tiny blooms that come in white, yellow, orange, red, pink, and lavender. As a trailing tropical, Episcia makes an excellent option for adding interest to hanging planters, mantels, or floating shelves. Allow the soil to dry 1/2 of the way down the container before watering thoroughly.



EPISCIA

GARDENIA***Gardenia jasminoides*****Growth Rate: Moderate****Growth Habit: Upright, Bushy****Lighting: Full Sun**

Gardenias are gorgeous tropical shrubs that produce glossy, dark green foliage and classically fragrant white blooms. This tropical plant is also very popular in tree form and will do great in containers. For the best results, place in an area where it will receive at least 5 hours of full sun. Fertilize regularly and allow the soil to dry 1/2 way down the container before watering thoroughly.



GARDENIA



HIBISCUS



Hibiscus rosa-sinensis

Growth Rate: Fast

Growth Habit: Upright


Lighting: Full Sun

The highly recognizable Hibiscus is a stunning tropical shrub that produces serrated green foliage and boasts some of the largest blooms in the flowering tropical plant family. Their flowers can reach up to 4 to 8 inches in diameter and come in orange, yellow, pink, red, purple, white, and multicolored varieties. Sprouting from the middle of the flower is the stamen that holds its pollen. Hibiscus makes a terrific vertical statement piece when potted in containers. Place your plant in a spot where it will receive full sun. Allow the soil to dry 1/2 of the way down the container before watering thoroughly.

FLOWERING TROPICALS | IXORA - JATROPHA

IXORA***Ixora coccinea*****Growth Rate: Slow****Growth Habit: Upright****Lighting: Full Sun**

Ixora is a tropical shrub that features shiny green foliage with small, vibrant blooms bunched closely together. Deadhead spent blooms for a more attractive appearance and to encourage more flowers. This container-friendly plant is perfect for placing in outdoor spaces where it will receive full sun. Allow the soil to dry 2/3 of the way down the container before watering thoroughly.



IXORA

JASMINE***Jasminum* spp.****Growth Rate: Moderate****Growth Habit: Upright, Bushy, Vining****Lighting: Part Shade to Full Sun**

Jasmine is a wonderfully fragrant semi-vining shrub that produces small bunches of white blooms and lush green foliage. This tropical plant is excellent for potting in decorative containers and placing on the front porch, patio, or balcony. Allow the soil to dry 1/2 of the way down the container before watering thoroughly.



ARABIAN JASMINE



'ANGEL WING'

JATROPHA***Jatropha integerrima*****Growth Rate: Fast****Growth Habit: Upright****Lighting: Part Shade to Full Sun**

Jatropha is a dense tropical shrub that is a perfect option for containers on patios, balconies, and front porches. It produces slender, dark green foliage and dazzling clusters of star-shaped red blooms throughout the plant. These blooms attract butterflies and hummingbirds. Place in an area where it will receive at least 5 hours of bright sunlight and allow the soil to dry 1/3 of the way down the container before watering thoroughly.



JATROPHA

MANDEVILLA - NERIUM | FLOWERING TROPICALS



DIPLADENIA

DIPLADENIA

Mandevilla spp.

Growth Rate: Moderate

Growth Habit: Bushy

Lighting: Full Sun

Dipladenia is a stunning tropical plant with dark green, pointed foliage, and blooms that come in pink, red, white, and yellow. Dipladenia resides in the Mandevilla family but features a different growth habit than its cousin. This drought-tolerant plant does excellent in the heat and is perfect for outdoor display in containers. Allow the soil to dry 1/2 of the way down the container before watering thoroughly.



MANDEVILLA

MANDEVILLA

Mandevilla sanderi

Growth Rate: Fast

Growth Habit: Vining

Lighting: Full Sun

Mandevilla, Dipladenia's cousin, produces larger, dark green foliage with gorgeous, trumpet-shaped blooms. Mandevilla features a climbing growth habit that is great for trellises, garden fences, or hanging planters. This drought-tolerant plant does excellent in the heat and is suitable for an area that receives full sun. Allow the soil to dry 1/2 of the way down the container before watering thoroughly.



'MAE'

GOLDFISH PLANT

Nematanthus gregarius

Growth Rate: Slow

Growth Habit: Upright, Vining

Lighting: Bright, Indirect

The Goldfish plant is a fun tropical plant that produces thick waxy foliage and masses of red-orange flowers that resemble a goldfish. Place this plant indoors in an area where it will receive bright, indirect light. When displayed outdoors, place your Goldfish plant in a brightly lit space that does not receive direct sunlight. Allow the soil to dry 1/2 way down the container before watering thoroughly.



OLEANDER

Nerium oleander

Growth Rate: Fast

Growth Habit: Upright

Lighting: Full Sun

Oleander is a brilliant tropical shrub that produces long, slender foliage with large bunches of vibrant blooms in white, yellow, red, or pink. Keep this plant in its shrub growth habit, or prune it to look like a tree. This drought-tolerant plant does excellent in the heat and is great for containers. Place it in an area that receives full sun. Allow the soil to dry 2/3 of the way down the container before watering thoroughly.



OLEANDER



PLUMBAGO



Plumbago auriculata

Growth Rate: Fast

Growth Habit: Upright

Lighting: Full Sun

Plumbago, also known as sky flower, is a showstopping tropical, perfect for container planting. This sprawling shrub features an extended period of blooms that showcases clusters of phlox-like flowers in white or blue. Display your potted Plumbago on porches, patios, or balcony areas that receive full sun. Allow the soil to dry 1/3 of the way down the container before watering thoroughly.

PLUMERIA - RUSSELIA | FLOWERING TROPICALS

PLUMERIA

Plumeria rubra

Growth Rate: Moderate

Growth Habit: Upright

Lighting: Full Sun

Plumeria is a tropical tree that produces large, lance-shaped foliage and iconic blooms, traditionally used for Lei. Its soft flowers come in various colors, including yellow, red, white, orange, and pink blends. Provide full outdoor sun during the growing season. Overwinter indoors by placing it near a sunny window. Allow the soil to dry 2/3 way down the container before watering thoroughly.

2/3



FIRECRACKER PLANT

Russelia equisetiformis

Growth Rate: Fast

Growth Habit: Weeping

Lighting: Part Shade to Full Sun

The Firecracker plant is a unique tropical plant that adds texture to container arrangements, hanging baskets, or poolside planters. They produce long, slender, cascading stems with tube-like bright red blooms. The blooms are reminiscent of actual firecrackers, giving them their common name. For the best results, place in an area that receives full sun and allow the soil to dry 1/2 of the way down the container before watering thoroughly.

1/2



HOW TO OVERWINTER

STEP 1

Apply a systemic granular insecticide to the container soil 3 to 4 weeks before you plan on bringing it indoors and once every four weeks while inside.

STEP 2

Use Neem Oil and Eight® Insect Control to spray the plant 2 to 3 times before bringing it indoors to prevent all other insects from making their way inside the home.

STEP 3

Relocate the plant to a shadier location for 7-10 days to help it acclimate to lower light conditions. Doing this will allow the plant gradually to get used to the light conditions in your home.

STEP 4

Bring the plant indoors and place it in the brightest spot possible. You may experience the loss of a few leaves; this is normal and is not a cause for concern.

STEP 5


Keep the plant away from air vents and drafts and use a humidifier to boost the moisture in the environment. Dry heat produced in our homes during winter can damage a plant.

STEP 6

Plants need to be watered less frequently during the winter but should still be checked regularly. Follow these steps, and you are on your way to successfully overwintering.



Cacti &
SUCCULENTS



SUCCULENTS



Growth Rate: Slow to Moderate

Growth Habit: Varies per Variety

Lighting: Bright, Indirect to Full Sun

Succulents are a large family of plants esteemed for their unique characteristics and easy-to-care-for nature. Their thick, fleshy, water-storing tissue makes them easy to identify. While they come in various shapes and forms, the rules for care are similar among the different varieties. Plant in a container with a drain hole to help avoid over-watering. Allow the soil to dry completely before watering thoroughly. Succulents make a great container plant for patios, balconies, or any brightly lit room indoors.


CACTI & SUCCULENTS | ADENIUM - AGAVE



ADENIUM 'DESERT ROSE'



AEONIUM 'ARBOREUM'



AEONIUM 'KIWI'



AEONIUM 'VARIEGATED'



ADROMISCHUS 'CALICO HEARTS'



AGAVE ATTENUATA 'VARIEGATA'



AGAVE 'BLUE FLAME'





AGAVE DESMETTIANA 'VARIEGATA'






AGAVE 'FILIFERA'




AGAVE - CRASSULA | CACTI & SUCCULENTS



CACTI & SUCCULENTS | CRASSULA - ECHEVERIA



ECHEVERIA - GRAPTOPETALUM | CACTI & SUCCULENTS



CACTI & SUCCULENTS | GRAPTOPETALUM - LEDEBOURIA



GRAPTOPETALUM PARAGUAYENSE



HAWORTHIA 'ENON'



HAWORTHIA LIMIFOLIA



KALANCHOE BEHARENSIS



KALANCHOE FEDTSCHENKOI



KALANCHOE 'MOTHER OF THOUSANDS'



KALANCHOE SYNSEPALA




KALANCHOE TOMENTOSA




LEDEBOURIA 'SILVER SQUILL'

LITHOPS - SEDUM | CACTI & SUCCULENTS



CACTI & SUCCULENTS | SEDUM - SENECIO



CACTI

DRY



Growth Rate: Slow to Moderate

Growth Habit: Dependant on Variety

Lighting: Bright, Indirect to Full Sun

There are thousands of Cactus species. These increasingly common houseplants come in a vast array of shapes and sizes. Desert Cacti is one of two large groups grown and used as the traditional houseplant. Since most Cacti are native inhabitants of the desert, they grow best with ample light, well-draining soil, warmer temperatures, and low humidity. During the growing months, allow the potting soil to dry completely before watering thoroughly. During the winter months, you can nearly cease watering. Provided the right conditions and with minimal effort, Cacti will make a sensational piece of living sculpture in any indoor or outdoor space.


CACTI & SUCCULENTS | APOROCACTUS - ECHINOPSIS



APOROCACTUS 'RAT TAIL CACTUS'



CARNEGIEIA 'SAGUARO'



CEPHALOCEREUS SENILIS




CEREUS 'MING THING'



CEREUS MONSTROSE



CEREUS REPANDUS



ECHINOCACTUS 'GOLDEN BARREL'






ECHINOPSIS 'EASTER LILY CACTUS'



ECHINOPSIS 'GOLDEN TORCH'

ECHINOPSIS - EUPHORBIA | CACTI & SUCCULENTS



CACTI & SUCCULENTS | GRAFTED CACTUS - OPUNTIA



GRAFTED CACTUS



GYMNOCALYCIUM 'MOON CACTUS'



MAMMILLARIA 'LADYFINGER CACTUS'



MAMMILLARIA ZEILMANNIANA



MELOCACTUS CURVISPINUS



MYRTILLOCACTUS GEOMETRIZANS



NOTOCACTUS LENINGHAUSII




OPUNTIA 'EVE'S NEEDLE'



OPUNTIA MONACANTHA

OPUNTIA - STAPELIA | CACTI & SUCCULENTS





Novelty
TROPICALS

CROSSANDRA - HIPPEASTRUM | NOVELTY TROPICALS



CROSSANDRA

CROSSANDRA

Crossandra infundibuliformis

Growth Rate: Moderate

Growth Habit: Upright

Lighting: Bright, Indirect

Crossandra is a gorgeous flowering tropical plant that produces dark green, scalloped foliage, and lush orange blooms. Crossandra makes a lovely gift any time of the year and is an excellent plant to pot in containers for indoor and outdoor displays. For the best results, place it in an area where it will receive bright, indirect light. Allow the soil to dry 1/2 of the way down the container before watering thoroughly.



1/2



LEMON CYPRESS

LEMON CYPRESS

Cupressus macrocarpa

Growth Rate: Slow

Growth Habit: Upright

Lighting: Full Sun

Lemon Cypress is a tropical plant that produces a lemony fragrance and can make a wonderful gift for any plant lover. It has a woody stem with bright yellow-green foliage throughout. These plants can be dressed up to look like a miniature Christmas tree during the holidays or can be kept year-round as a bonsai. Place in full sun and allow the soil to dry 1/2 of the way down the container before watering thoroughly.



1/2



CYCLAMEN

CYCLAMEN

Cyclamen persicum

Growth Rate: Moderate

Growth Habit: Upright

Lighting: Bright, Indirect

Cyclamen is a lovely houseplant that produces soft blooms that rise above its green and silver heart-shaped foliage. This plant typically blooms from fall to spring, making it an excellent option for decorating around the holidays. Water the soil directly, as these plants are sensitive to water on their foliage and flowers. For the best results, allow the soil to dry 1/2 of the way down the container before watering thoroughly.



1/2

AMARYLLIS

Hippeastrum

Growth Rate: Moderate

Growth Habit: Upright

Lighting: Bright, Indirect to Full Sun

Amaryllis are stunning plants that are started from a bulb and produce thick, tubular stems that hold up their magnificent, trumpet-shaped blooms. They are commonly grown as a winter-blooming houseplant and are perfect for potting in a container and placing in a brightly lit area for display. Allow the soil to dry 1/3 of the way down the container before watering thoroughly.



1/3



AMARYLLIS



NOVELTY TROPICALS | KALANCHOE - OXALIS

KALANCHOE***Kalanchoe blossfeldiana*****Growth Rate: Slow****Growth Habit: Upright, Bushy****Lighting: Bright, Indirect to Full Sun**

Kalanchoe is a charming plant that produces thick, waxy foliage and sprays of tiny, vibrant blooms. Kalanchoe can bloom year-round when placed in bright, natural lighting. This plant is an excellent option for beginners due to its low-maintenance nature. Allow the soil to dry 2/3 of the way down the container before watering thoroughly.



'CALANDIVA ORANGE'



'CALANDIVA PINK'

EASTER LILY***Lilium longiflorum*****Growth Rate: Slow****Growth Habit: Upright****Lighting: Bright, Indirect**

Easter Lilies, also known as Trumpet Lilies, are stunning seasonal gift plants that produce dark green foliage, a tall upright stem, and glorious white trumpet-shaped blooms. These plants are a staple for gift giving during the spring season. Easter Lilies can be planted in the ground and will rebloom the following June. For potted plants, allow the soil to dry 1/3 of the way down the container before watering thoroughly.



EASTER LILY

FALSE SHAMROCK***Oxalis triangularis*****Growth Rate: Moderate****Growth Habit: Upright, Bushy****Lighting: Bright, Indirect to Full Sun**

Oxalis, also known as False Shamrock, is a unique plant that produces deep purple, triangle-shaped foliage along with tiny light pink/lavender flowers. Its distinctive foliage opens with light and folds when it is dark. Provided with bright, indirect light, Oxalis functions well as a houseplant. If grown outdoors, protect it from the hot afternoon sun. Allow the soil to dry 1/2 of the way down the container before watering thoroughly.



FALSE SHAMROCK



ORCHID



Orchidaceae

Orchids are exquisite tropical plants that make lovely gifts for any plant lover. They produce a range of different shapes, sizes, and colors. Each variety is unique in its care requirements, so it is essential to identify which type will thrive in your space. There are three different growth habit categories that orchids fall into:

- **Epiphytic:** Grows on other plants for support only.
- **Lithophytic:** Grows among rocks or stones.
- **Terrestrial:** Grows in the soil.

CATTLEYA ORCHID

Growth Rate: Slow
Growth Habit: Terrestrial
Lighting: Bright, Indirect

2/3

The Cattleya Orchid is a popular variety that grows from pseudobulbs that store nutrients and water in its thick, fleshy roots. They thrive in bright, indirect light and will appreciate added humidity. Young Cattleya requires constant moisture, compared to a matured Cattleya that needs to dry out thoroughly before being watered. Use a well-balanced fertilizer every two weeks during active growth and once a month during non-active growth periods.



CATTLEYA

CYMBIDIUM ORCHID

Growth Rate: Moderate
Growth Habit: Semi-Terrestrial
Lighting: Bright, Indirect

1/3

Cymbidium Orchids originate from areas with cool temperatures and bright, indirect light. Cymbidiums are semi-terrestrial and can grow in the ground or on tree branches. These plants are great for potting in containers, making them easy to relocate during the cold months. For outside display, place in a shaded spot during summer and relocate indoors before the temperature dips below 40 degrees. Allow the soil to dry 1/3 of the way down before watering thoroughly.



CYMBIDIUM

DENDROBIUM ORCHID

Growth Rate: Moderate to Fast
Growth Habit: Epiphytic, Lithophytic
Lighting: Bright, Indirect

1/3

The Dendrobium Orchid is a beautiful variety that falls into the epiphyte category. It produces water-storage organs called pseudobulbs that allow the plant to retain moisture. Dendrobiums should be potted in a porous, well-draining container and placed in bright, indirect light. Place on a pebble tray and allow the soil to dry 1/3 of the way down the container before watering thoroughly.



DENDROBIUM

ORCHID | NOVELTY TROPICALS

ONCIDIUM ORCHID

Growth Rate: Slow

Growth Habit: Epiphytic

Lighting: Bright, Indirect



The Oncidium Orchid, commonly known as the Dancing-Lady Orchid, is a large genus that can grow in various climates. It can be found in many habitats, from low-lying subtropical areas to high elevations in the Andes Mountains. Oncidium Orchids grow well under normal conditions and are great for planting in containers. For the best results, provide bright, indirect light and allow the soil to dry 1/2 way down the container before watering thoroughly.



ONCIDIUM



MILTONIA

MILTONIA ORCHID

Growth Rate: Moderate

Growth Habit: Epiphytic

Lighting: Medium to Bright, Indirect



Miltonia Orchids grow leaves and flowers from pseudobulbs, making them an excellent potted plant. Keep this variety in medium to bright, indirect light as the leaves will burn in direct sunlight. Use a well-balanced fertilizer every two weeks and keep the soil moist. Allow the soil to dry 1/3 of the way down the container before watering thoroughly. For the best results, place your Orchid on a pebble tray for a humidity boost.



PHALAENOPSIS

PHALAENOPSIS ORCHID

Growth Rate: Moderate

Growth Habit: Epiphytic

Lighting: Bright, Indirect



The Phalaenopsis Orchid, also known as the Moth Orchid, is one of the best varieties to grow indoors. They thrive in bright, indirect lighting, making them a gorgeous specimen to place on windowsills or any well-lit area. Place your Phalaenopsis on a pebble tray with water to give it adequate humidity, and never allow the soil to dry out completely. Allow the soil to dry 1/2 of the way down the container before watering thoroughly.



VANDA

VANDA ORCHID

Growth Rate: Moderate

Growth Habit: Epiphytic

Lighting: Bright, Indirect



The Vanda Orchid is a stunning variety that originates from Asia. It consists of three types; terete, semi-terete, and strap-leaved. Strap-leaved features broad, flat foliage, while terete types produce slender, round foliage. Semi-terete is a hybrid between the two. Place your Vanda Orchid on a pebble tray for a humidity boost and allow the soil to dry 1/3 of the way down the container before watering thoroughly.

NOVELTY TROPICALS | SAINTPAULIA - SCHLUMBERGERA

AFRICAN VIOLET

*Saintpaulia ionantha***Growth Rate:** Moderate to Slow**Growth Habit:** Bushy**Lighting:** Bright, Indirect

African Violets are darling, low-growing tropical plants that produce fuzzy oval foliage and tiny upright blooms that come in a range of bright colors. They thrive in well-lit, humid environments and can grow up to 16 inches wide, making them great for container planting. Avoid watering directly onto the foliage; this can lead to brown spots. Allow the soil to dry 2/3 of the way down the container before watering thoroughly.

2/3



'PURPLE'

HOLIDAY CACTUS

Schlumbergera spp.**Growth Rate:** Moderate**Growth Habit:** Pendulous, Bushy**Lighting:** Bright, Indirect

The Holiday Cactus is an epiphytic flowering cactus that makes a beautiful gift. The flowers come in a range of colors, including white, purple, pink, red, orange, and yellow. For the best results, place your Holiday Cactus in bright, indirect light and allow the soil to dry 2/3 of the way down the container before watering thoroughly. For tips on reblooming and additional care tips, visit our PLANT CARE section at familytreenuresery.com.

2/3



'WHITE'



'PINK'

THE HOLIDAY CACTUS ACCOMPANIES POINSETTIAS AND NORFOLK ISLAND PINES AS PLANTS THAT HAVE BECOME A STAPLE FOR THE WINTER HOLIDAYS. DISPLAY THEM IN A HANGING BASKET OR A CONTAINER THAT HELPS THEM TO SHOW OFF THEIR LEAF-PADDED STEMS AND BRIGHT-COLORED BLOOMS. THE MORE STEMS A HOLIDAY CACTUS HAS, THE MORE FLOWERS IT WILL PRODUCE.

COMMON NAME	GENUS NAME	PAGE
African Violet	Saintpaulia	81
Air Plant	Tillandsia	49
Amaryllis	Hippeastrum	76
Anthurium	Anthurium	7
Areca Palm	Dypsis	36
Arrowhead Plant	Syngonium	50
Baby Tears	Soleirolia	47
Bamboo Palm	Chamaedorea	35
Banana Plant	Musa	30
Bird of Paradise	Strelitzia	48
Bismarck Palm	Bismarckia	35
Bonsai	Bonsai	33
Bougainvillea	Bougainvillea	53
Bromeliad	Bromeliaceae	9
Cacti	Cacti	70-74
Canna	Cannaceae	53
Carnivorous Plants		12
Cast-Iron Plant	Aspidistra	8
Cat Palm	Chamaedorea	35
Chinese Evergreen	Aglaonema	4-5
Chinese Fan Palm	Livistona	36
Chinese Money Plant	Pilea	41
Citrus Plants		16
Clusia	Clusia	17
Coffee Plant	Coffea	17
Cordyline	Cordyline	17
Crossandra	Crossandra	76
Croton	Codiaeum	54
Cyclamen	Cyclamen	76
Dieffenbachia	Dieffenbachia	18
Dipladenia	Mandevilla	58
Dischidia	Dischidia	18
Dracaena	Dracaena	19-21
Duranta	Duranta	55
Easter Lily	Lilium	77
Elephant's Ear	Alocasia	6


COMMON NAME	GENUS NAME	PAGE
Eugenia Topiary	Eugenia	21
False Aralia	Plerandra	41
False Shamrock	Oxalis	77
Ferns		22-23
Ficus	Ficus	24-25
Fiddle Leaf Fig	Ficus	25
Firecracker Plant	Russelia	60
Flame Violet	Episcia	55
Gardenia	Gardenia	55
Ginger	Zingiber	26
Goldfish Plant	Namatanthus	58
Hibiscus	Hibiscus	56
Holiday Cactus	Schlumbergera	81
Hoya	Hoya	26
Ivy	Hedera	27-28
Ixora	Ixora	57
Jasmine	Jasminum	57
Jatropha	Jatropha	57
Juncus	Juncus	28
Kalanchoe	Kalanchoe	77
Kentia Palm	Howea	36
Lemon Cypress	Cupressus	76
Lipstick Plant	Aeschynanthus	52
Lucky Bamboo	Dracaena	18
Majesty Palm	Ravenea	34
Mandevilla	Mandevilla	58
Ming Aralia	Polyscias	41
Money Tree	Pachira	32
Myrtle Topiary	Myrtus	30
Neanthe Bella Palm	Chamaedorea	35
Nerve Plant	Fittonia	26
Norfolk Island Pine	Araucaria	8
Oleander	Nerium	58
Olive Tree	Olea	30
Orchids	Orchidaceae	78-80
Peace Lily	Spathiphyllum	48

COMMON NAME	GENUS NAME	PAGE
Peperomia	Peperomia	37-38
Philodendron	Philodendron	39-40
Plumbago	Plumbago	59
Plumeria	Plumeria	60
Polka Dot Begonia	Begonia	8
Ponytail Palm	Beaucarnea	35
Pothos	Epipremnum	43-44
Prayer Plant	Calathea	10-11
Rhapis Palm	Rhapis	36
Robellini Palm	Phoenix	36
Sago Palm	Cycas	35
Sensitive Plant	Mimosa	28
Snake Plant	Sansevieria	45-47
Spider Plant	Chlorophytum	13
Succulents	Succulents	62-69
Swiss Cheese Plant	Monstera	29
Triostar Stromanthe	Stromanthe	48
Umbrella Plant	Schefflera	47
Wandering Jew	Tradescantia	49
Yucca	Yucca	49
Zebra Plant	Aphelandra	7
ZZ Plant	Zamioculcas	49



WE MAINTAIN A YEAR-ROUND SELECTION OF CLASSIC, TRENDING, AND HARD-TO-FIND TROPICAL PLANTS. CHOOSE FROM A VAST SELECTION OF VARIETIES AND SIZES. WE ARE WILLING AND EAGER TO EXPLAIN OUR FAVORITES. DO NOT FORGET TO DRESS UP YOUR TROPICAL PLANT WITH THE PERFECT POTTERY PIECE.

INSTAGRAM | FOLLOW US @family_tree_nursery





FAMILY TREE NURSERY

YOUR FOUR-SEASON STOP FOR LAWN, GARDEN, AND HOME

Shop Our Curated Selection

AND TALK TO FRIENDLY, IN-HOUSE EXPERTS

AWARD-WINNING, HOMEGROWN
BEDDING PLANTS

HARDY PERENNIALS

UNIQUE, HIGH-QUALITY NURSERY STOCK

EXOTIC BLOOMING TROPICALS

KANSAS CITY'S BEST SELECTION
OF HERBS AND VEGETABLES

HOLIDAY PLANTS AND DECOR

SCIENTIFICALLY-DEVELOPED, FAMILY TREE
NURSERY SOLUTIONS LAWN CARE

GIFTS AND ACCENTS FOR THE
HOME AND GARDEN

3 RETAIL LOCATIONS



OVERLAND PARK

8424 Farley St.
Overland Park, KS 66212
(913) 642-6503



SHAWNEE

7036 Nieman Rd.
Shawnee, KS 66203
(913) 631-6121



LIBERTY

830 W Liberty Dr.
Liberty, MO 64068
(816) 781-0001



FAMILYTREENURSERY.COM

OVERLAND PARK

8424 Farley St.
Overland Park, KS 66212
(913) 642-6503

SHAWNEE

7036 Nieman Rd.
Shawnee, KS 66203
(913) 631-6121

LIBERTY

830 W Liberty Dr.
Liberty, MO 64068
(816) 781-0001

