



# PERENNIALS

*Catalog*





Family Tree Nursery is a team of passionate horticulturists, providing a variety of gardening products that ensure a unique shopping experience. A well-informed, courteous staff, backed by years of experience, knowledge, and integrity, helps guarantee the success of our customers.

## ICON KEY



**Attracts Pollinators**



**Low Water Needs**



**Critter Resistant**



**Award Winner**

### OVERLAND PARK

8424 Farley St.  
Overland Park, KS 66212  
(913) 642-6503

### LIBERTY

830 W Liberty Dr.  
Liberty, MO 64068  
(816) 781-0001

### SHAWNEE

7036 Nieman Rd.  
Shawnee, KS 66203  
(913) 631-6121

**[WWW.FAMILYTREENURSERY.COM](http://WWW.FAMILYTREENURSERY.COM)**

Our catalogs represent only a sample of what we carry in-store. Availability varies from season to season. Stop by any of our 3 locations for our most current selection.




Some photos courtesy of Monrovia Nursery Company, Iseli Nursery, Greenleaf Nursery Company, J. Frank Schmidt & Son Co., NetpsPlantFinder, Walters Gardens, and Proven Winners Color Choice®.





*Shade*  
**PERENNIALS**

## ACONTIUM - ANEMONE | SHADE PERENNIALS



MONKSHOOD


### MONKSHOOD

*Aconitum* sp.

24–36”H x 12–18”W

**Bloom Time: Mid to Late Summer**

Produces spikes of striking blue-violet flowers. Its flowers resemble the cowls worn by monks, hence the name Monkshood. Primarily used in the back of garden borders. Very toxic, so take caution with small children and pets.



'THRILLER'

### LADY'S MANTLE

*Alchemilla* 'Thriller'

18”H x 18–24”W

**Bloom Time: Mid-Spring to Midsummer**

A wonderful compact plant with large pleated foliage that collects rain. A prolific bloomer that produces graceful chartreuse flowers on arching stems. Great for use in the front of borders, in troughs, or in containers.



'CURTAIN CALL PINK'


### JAPANESE ANEMONE

*Anemone* 'Curtain Call Pink'

14–18”H x 16–18”W

**Bloom Time: Late Summer to Early Fall**

Produces beautiful rose-pink flowers with a double row of petals atop a small mound of deep green foliage. Produces blooms in late summer, making it a staple for early fall borders. Perfect for container plantings, too.



'HONORINE JOBERT'

### JAPANESE ANEMONE

*Anemone* 'Honorine Jobert'

36–48”H x 12–24”W

**Bloom Time: Late Summer to Early Fall**

A popular cottage garden perennial, producing pure white flowers with clusters of yellow stamens in the center of each bloom.



'PRETTY LADY EMILY'


### JAPANESE ANEMONE

*Anemone* 'Pretty Lady Emily'

16”H x 24”W

**Bloom Time: Late Summer to Early Fall**

A prolific bloomer, producing light pink, double flowers. Its compact habit and late summer blooms make it perfect for early fall borders.



'SEPTEMBER CHARM'

### JAPANESE ANEMONE

*Anemone* 'September Charm'

24–36”H x 24–36”W

**Bloom Time: Late Summer to Early Fall**

Produces pink flowers with golden centers, atop tall, graceful stalks. Perfect for garden borders and mixed containers. A great cut flower, too.





# COLUMBINE

*Aquilegia* spp.

12-18"H x 12-18"W

**Bloom Time: Late Spring to Early Summer**

Columbine is noted as an easy-to-grow, profuse blooming perennial. It produces stunning flowers in a variety of colors, atop mounds of green foliage, starting in late spring to early summer and lasting 4-6 weeks.

This perennial is desirable as an addition to garden beds and borders. It can also be grown in containers and makes excellent cut flowers.


Finally, Columbine attracts pollinators, while getting ignored by rabbits and deer.



'BLUE BIRD'



'CARDINAL'



'CLEMENTINE BLUE'



'CLEMENTINE DARK PURPLE'



**AQUILEGIA | SHADE PERENNIALS**



'CLEMENTINE RED'



'CLEMENTINE ROSE'



'CLEMENTINE WHITE'



'DENVER GOLD'



'ORIGAMI BLUE & WHITE'



'ORIGAMI RED & WHITE'



'ORIGAMI ROSE & WHITE'



'ORIGAMI WHITE'



'ORIGAMI YELLOW'



## SHADE PERENNIALS | AQUILEGIA



'ORIGAMI YELLOW &amp; WHITE'



'SONGBIRD DOVE'



'SONGBIRD NIGHTINGALE'



'SPRING MAGIC BLUE &amp; WHITE'



'SPRING MAGIC ROSE &amp; IVORY'



'SWAN BLUE &amp; WHITE'



'SWAN PINK &amp; YELLOW'



'SWAN RED &amp; WHITE'

---

**AQUILEGIA COMES FROM THE LATIN WORD FOR EAGLE, BECAUSE THE FLOWER'S 5 POINTS RESEMBLE AN EAGLE'S TALONS.**

---



## ARALIA - ASTILBE | SHADE PERENNIALS

### GOLDEN JAPANESE SPIKENARD

*Aralia* 'Sun King'

**Bloom Time: Mid to Late Summer**

Add a splash of tropics to your shade garden with 'Sun King'. This plant emerges mid-spring with beautiful chartreuse leaves that are supported by reddish brown stems. Racemes of tiny white flowers surface in summer that attract honeybees. This perennial makes an excellent complement to Hostas and Coral Bells.



'SUN KING'

36" H x 36" W

### GOATSBEARD

*Aruncus* spp.

**Bloom Time: Early to Midsummer**

Resembling Astilbe, 'Chantilly Lace' and 'Misty Lace', produce large, creamy white, lacy flowers from early to midsummer, atop compact mounds of ferny green foliage.

Both varieties are ideal as a specimen plant or planted in groups. They are tolerant of heat and humidity.



'CHANTILLY LACE'

24-36" H x 36-48" W



'MISTY LACE'

36-48" H x 12-24" W

### FALSE SPIREA

*Astilbe* spp.

**Bloom Time: Early to Late Summer**


Astilbes are knockout shade perennials, due to their airy, fern-like foliage, and long-blooming, plume-like flowers.

Their easy-to-care for nature and vibrant colors make them an excellent choice for creating colorful displays in shady borders and low light corners. They are also great for containers and make a fabulous cut flower.



'AMBER MOON'

36" H x 24" W



'CHOCOLATE SHOGUN'

20-24" H x 18-24" W



## SHADE PERENNIALS | ASTILBE



'DELFT LACE'

24-36"H x 24"W



'DRUM &amp; BASS'

20"H x 18-24"W



'FANAL'

18-20"H x 18-20"W



'MONTGOMERY'

20-24"H x 20-24"W



'ROCK &amp; ROLL'

20"H x 12-15"W




'YOUNIQUE CARMINE'

16"-20"H x 16"-20"W

## CHINESE ASTILBE

*Astilbe* spp.**Bloom Time:** Early to Midsummer

Chinese Astilbe are mid-sized with intensely colored flower plumes. They are the most drought and heat-tolerant variety.




'VISIONS'

14-16"H x 12-15"W



'VISIONS IN PINK'

14-16"H x 14-16"W



'VISIONS IN WHITE'

14-16"H x 18"W



## BERGENIA - BRUNNERA | SHADE PERENNIALS

### PIG SQUEAK

*Bergenia 'Dragonfly Sakura'*

12-18"H x 12-18"W

**Bloom Time: Early to Mid-Spring**

Pig squeak is an easy-to-grow, clump-forming perennial that looks stunning in mass. It features thick, waxy, green foliage that transition to a purple-bronze with the cooler temperatures of fall. Rose-pink flowers that shine against its green leaves, emerge in early spring.



'DRAGONFLY SAKURA'



### HARDY ORCHID

*Bletilla sp.*

12-18"H x 6-12"W

**Bloom Time: Late Spring to Early Summer**

This easy-to-grow, award-winning hardy orchid produces beautiful lavender-pink blooms in mid to late spring. Blooming for about 4-6 weeks, the exotic-looking flowers emerge from pleated, sword-shaped, green leaves. Attractive in beds, borders, and/or containers.



HARDY ORCHID



### SIBERIAN BUGLOSS

*Brunnera spp.*

12-18"H x 12-18"W

**Bloom Time: Mid-Spring to Early Summer**

Siberian Bugloss are prized for their large, heart-shaped, green or silver variegated leaves and bright blue flowers that resemble Forget-Me-Nots.

These low-maintenance perennials are resilient to most pests and disease and are resistant to deer and rabbits.


May be used as a specimen plant, groundcover, or as addition to beds and borders.



'ALEXANDER'S GREAT'



'JACK FROST'



'LOOKING GLASS'



'VARIEGATA'





## SHADE PERENNIALS | CHELONE - CORYDALIS

**TURTLEHEAD****Chelone spp.****24-36"H x 12-24"W****Bloom Time: Late Summer to Early Fall**

A native North American wildflower that adapts beautifully to our garden conditions. Showy snapdragon-like, two-lipped flowers form at the end of each stem in late summer and last through early autumn. Coarsely-toothed, dark green leaves, paired along the stems contrast nicely with its blooms. Its flowers attract butterflies and make an excellent cut flower.



'ALBA'



'ROSEA'

**BUGBANE****Actaea spp.****48-60"H x 24-36"W****Bloom Time: Late Summer to Early Fall**

Bugbane is an easy-to-care for, shade-tolerant perennial that sends up late season spikes of white flowers on tall wiry stems. Due to its serrated leaflets, Bugbane's foliage resembles that of a Japanese Maple, adding interest to the garden throughout the season.

This plant also acts as a host plant and source of nectar for butterflies and will add architectural height to shade gardens and/or perennial borders. Slow to establish but worth the wait.



'ATROPURPUREA'



'RACEMOSA'

**CORYDALIS****Corydalis spp.****10-12"H x 12-18"W****Bloom Time: Late Spring to Late Summer**

Corydalis produces clusters of tubular blooms that emerge from mounds of soft fern-like green to blue-green foliage. This dainty perennial is great for beds or borders and makes an excellent choice for containers and hanging baskets. Blooms appear off and on all summer.



'BLUE PANDA'



'PURPLE LEAF'

## DELPHINIUM | SHADE PERENNIALS

### LARKSPUR

*Delphinium* spp.

10-30"H x 12-18"W

**Bloom Time: Early to Late Summer**

Delphinium is a popular choice for bringing splendid color and architectural height to perennial and cottage-style gardens. These elegant plants produce eye-catching spikes of single or double flowers, starting in early summer. Butterflies, bees, and hummingbirds are attracted to the nectar-rich flowers of Delphinium.



'BUTTERFLY BLUE'

12-18"H x 12-18"W



'NEW MILLENNIUM MINI STARS'

18-30"H x 12-18"W



'SUMMER BLUES'

10-12"H x 12"W



'SUMMER CLOUD'

10-12"H x 12"W

**CORRECT SUN EXPOSURE IS AN IMPORTANT ASPECT FOR DELPHINIUM TO BOTH FLOURISH AND REWARD YOU WITH SHOWY BLOOMS. GENTLE MORNING SUN AND AFTERNOON SHADE IS PREFERABLE IN OUR ZONE. REMOVE FLOWER STALKS WHEN BLOOMS ARE SPENT TO HELP PROMOTE REBLOOMING IN EARLY FALL.**



FTN  
FAVORITE

## BLEEDING HEART

*Dicentra* spp.

24-36"H x 24-36"W

**Bloom Time:** Late Spring to Early Summer

Elegant heart-shaped blossoms dangle from its graceful, arching stems for 4-6 weeks. An excellent, easy-to-care for addition to shade gardens. Plant among other perennials such as Hostas or Astilbe.



'ALBA'



'GOLD HEART'



'SPECTABILIS'




'VALENTINE'

## DWARF VARIETIES

12-18"H x 12-18"W

**Bloom Time:** Late Spring to Early Fall

Newer varieties that have smaller flowers and bloom repeatedly throughout the season.



'AMORE ROSE'



'BURNING HEARTS'



'KING OF HEARTS'



'LOVE HEARTS'



# FOXGLOVE

*Digitalis* spp.

24-48"H x 18-24"W

**Bloom Time: Early to Midsummer**

An eye-catching shade plant with tubular flowers that have unique speckled throats. Blooms rise from oblong, deep green leaves. Foxglove will add vertical dimension to flower beds and shade gardens with its tall, slender habit. Attractive to butterflies and hummingbirds and makes an excellent cut flower. Leaves are highly toxic, so take caution with children and pets.



'CAMELOT WHITE'



'DALMATIAN PURPLE'



'DALMATIAN ROSE'



'FOXY'



'FOXY ROSE'



'STRAWBERRY'





## SHADE PERENNIALS | EPIMEDIUM

## BARRENWORT

*Epimedium* spp.

6-12"H x 12-24"W


**Bloom Time:** Early to Late Spring

A delicate looking, yet durable plant that displays colorful foliage and produces early spring blooms. Barrenwort makes a fabulous groundcover in shady, woodland gardens. This plant can handle root competition, allowing it to grow beneath trees and shrubs. Its leaves make a great compliment to Ferns and Hostas.




'AMBER QUEEN'

24"H x 24-36"W



'DOMINO'

18-24"H x 24-36"W



'FRÖHNLEITEN'

10-12"H x 12-18"W



'PINK CHAMPAGNE'

24"H x 24-36"W



'ROSEUM'

8-12"H x 10-15"W

## SHADE GARDEN INFO &amp; TIPS

## SUN PERENNIALS VS SHADE PERENNIALS

All plants require some degree of sunlight to properly grow. Full-sun perennials require 6 hours or more of sunlight, while perennials that can handle partial sun, require four to six hours. **Shade perennials are those that require four or less hours of sunlight.** Morning sun and afternoon shade or filtered sunlight is ideal for shade perennials.

## SOIL CONDITION

Organically rich soil is an important factor for plants to thrive in the shade. Shredded leaves, compost, and mulch can help to create an ideal environment. However, avoid smothering the plants.

## DESIGN IDEAS

Brighten up your shade garden by incorporating perennials that produce light-colored blooms or that have variegated foliage. Add large landscape stones or sculptural elements for added interest.

## FERNS | SHADE PERENNIALS



MAIDENHAIR FERN

### MAIDENHAIR FERN

*Adiantum* sp.  
12-24"H x 12-24"W

A popular fern with feathery, fan-shaped, bright green foliage on shiny black, curved stems. Maidenhair Ferns perform best in rich, amended soil. Makes a great addition to woodland gardens.



'GHOST'

### GHOST FERN

*Athyrum* 'Ghost'  
24-36"H x 24-36"W

A vigorous fern prized for its silvery-green fronds and dark purple stems. The Ghost Fern forms a neat, upright mound and looks great with Hostas and Coral Bells. It is taller and more drought tolerant than other ferns.




'GODZILLA'

### GODZILLA FERN

*Athyrum* 'Godzilla'  
36"H x 48-60"W

This giant painted fern is one of the largest on the market. The Godzilla Fern forms an impressive, arching bundle of silvery-green fronds with dark purple stems. Looks great when combined with large Hostas.



'LADY IN RED'

### LADY FERN

*Athyrum* 'Lady in Red'  
36"H x 36"W

This fern has finely textured, light green fronds held on contrasting deep red stems. It is a perfect addition for the woodland garden. Looks great combined with Hostas, Brunnera, and colorful Coral Bells.



LADY FERN

### LADY FERN

*Athyrum* sp.  
24-36"H x 24-36"W

The Lady Fern is one of the easiest ferns to grow. It has long feathery fronds with an arching habit. The light green color of its textured foliage looks great combined with Hostas, Astilbe, and Coral Bells.



'RED BEAUTY'

### JAPANESE PAINTED FERN

*Athyrum* 'Red Beauty'  
12-18"H x 12-18"W

Graceful, silvery-green fronds contrast nicely with deep burgundy stems. The Red Beauty Fern is a vigorous grower that keeps a well behaved, non-spreading habit. Makes a great groundcover or addition to containers.



## SHADE PERENNIALS | FERNS



JAPANESE PAINTED FERN

**JAPANESE PAINTED FERN**

*Athyrium* sp.  
12–24" H x 12–24" W

Japanese Painted Ferns make a perfect addition to any shade garden. They offer unique, bluish-green fronds with beautifully contrasted purple stems. Ideal for containers or used as a foreground plant.




'BRILLIANCE'

**AUTUMN FERN**

*Dryopteris* 'Brilliance'  
18–24" H x 18" W

A newer, more dramatic variety of Autumn Fern, with coppery-red color fronds that emerge and eventually mature to dark green. This must-have fern provides year-round interest and is perfect for rustic or cottage gardens.




AUTUMN FERN

**AUTUMN FERN**

*Dryopteris* sp.  
18–24" H x 18–24" W

A dwarf fern with dramatic, papery fronds that emerge a bold copper color before maturing to deep green. The Autumn Fern will make an adventurous choice for shady borders and woodland gardens.



MALE FERN

**MALE FERN**

*Dryopteris* sp.  
24–36" H x 24–36" W

This vigorous, U.S. native will adapt to just about any shady moist spot, adding great texture to beds, borders, cottage, and woodland gardens. The Male Fern produces long, upright, dull green fronds that turn coppery in fall.



OSTRICH FERN

**OSTRICH FERN**

*Matteuccia* sp.  
36–60" H x 36–48" W

This fern gets its name, due to its large upright fronds that resemble ostrich feathers. Plant it as a lovely backdrop to other, more colorful plants or use it as a specimen plant. Its cut ferns also look great in flower arrangements.



TASSEL FERN

**TASSEL FERN**

*Polystichum* sp.  
24" H x 24" W

The Tassel Fern produces fronds that emerge stiffly, then flip over backwards to form tassels as the new fronds unfurl, hence its name. It is great in woodland gardens or planted in mass as a groundcover.



## LENTEN ROSE

*Helleborus* spp.

12-24"H x 12-24"W

**Bloom Time: Early to Late Spring**

*Helleborus* is one of the earliest blooming perennials, providing a welcoming splash of color as you weary from the winter gray. Flower stalks appear in early spring, bearing showy cup-shaped blooms (often lasting 6-8 weeks), on bushy clumps of thick, leathery evergreen leaves.

Once established, *Helleborus* is quite hardy and requires little maintenance. It is not only deer and rabbit resistant but is frost-resistant, as well. Best grown in groups, and adds a nice texture to woodland and shady gardens.



WINTER JEWELS 'RED SAPPHIRE'



SHADE PERENNIALS | HELLEBORUS



HONEYMOON 'PARIS IN PINK'



'JACOB'




'JOSEF LEMPER'



'MERLIN'



'PINK FROST'



'SHOOTING STAR'



WEDDING PARTY 'DARK & HANDSOME'



WEDDING PARTY 'WEDDING BELLS'



WINTER JEWELS 'BERRY SWIRL'



# CORAL BELLS

*Heuchera* spp.

24-48" H x 18-24" W

**Bloom Time: Early to Midsummer**

Coral Bells are North American native plants that are a must-have for shade gardens. They form tidy round mounds of cheerful color. New varieties of Coral Bells have leaves in shades of red, purple, lime green, and more. Wands with tiny bell-shaped flowers appear in spring and last until early summer. They make the perfect addition to beds, borders, rock gardens, paths, and containers.



'DOLCE WILDBERRY'



'FIRE ALARM'



'MIDNIGHT ROSE'



'TOKYO'



SHADE PERENNIALS | HEUCHERA



'AUTUMN LEAVES'



'BEAUJOLAIS'




'BERRY MARMALADE'



'BERRY SMOOTHIE'



'BLACK BEAUTY'



'BLACK OUT'



'BLACK PEARL'



'BLACK TAFFETA'



'CARAMEL'



'DOLCE BRAZEN RAISIN'



'DOLCE SILVER GUMDROP'



'DOLCE SPEARMINT'



'ELECTRIC LIME'



'ELECTRIC PLUM'



'FIRE CHIEF'



HEUCHERA | SHADE PERENNIALS



'FOREVER PURPLE'



'FOREVER RED'



'GALAXY'



'GEORGIA PLUM'



'GOTHAM'



'GRAPE EXPECTATIONS'



'HAVANA'



'LAVA LAMP'



'LIME RUFFLES'




'MAHOGANY'



'MIDNIGHT BAYOU'



'MIDNIGHT RUFFLES'



'MILAN'



'OBSIDIAN'



'PAPRIKA'




## SHADE PERENNIALS | HEUCHERA




'PEACH CRISP'




'PEPPERMINT SPICE'



'PRIMO BLACK PEARL'




'RED LIGHTNING'




'RIO'



'SHANGHAI'



'SOUTHERN COMFORT'



'SUGAR PLUM'




'ZIPPER'

## FOAMY BELLS

x *Heucherella* ssp.  
12-24"H x 12-24"W

**Bloom Time:** Early to Late Spring

The best of both worlds! Heucherellas are a cross between a Heuchera and a Tiarella; providing the great colors of Heuchera with the toughness and improved flowering of Tiellas. Fabulous color and texture that easily thrives in sun or shade.



'GOLD ZEBRA'



'SOLAR ECLIPSE'



'SWEET TEA'





# HOSTA

## Bloom Time: Early to Midsummer

Hostas are the perennial of choice for the shade garden! These easy-to-grow plants are prized for their beautiful and textural foliage. There is a seemingly endless selection to choose from when you consider the variants of height, color, texture, and leaf shape. Hostas are perfect for garden borders, rock gardens, and also look great in containers. Lovely spikes of fragrant, butterfly-attracting flowers appear during the summer.



**L** 'HUDSON BAY'



**M** 'TOUCH OF CLASS'



**M** 'PATRIOT'







# HOSTA COLOR AND SIZE LISTING

AMERICAN HOSTA SOCIETY SIZES:							
MN=MINI	4-6" TALL						
S=SMALL	7-10" TALL						
M=MEDIUM	11-18" TALL						
L=LARGE	19-28" TALL						
J=JUMBO	28"+ TALL						
BLUE SHADES		DARK CENTER/LIGHT MARGIN		LIGHT CENTER/DARK MARGIN			
VARIETY NAME	SIZE	VARIETY NAME	SIZE	VARIETY NAME	SIZE		
BIG DADDY	L	ANTIOCH	L	BROTHER STEFAN	L		
BLUE ANGEL	J	AUREOMARGINATA	L	CAPTAIN KIRK	L		
BLUE MOUSE EARS	S	BRIDAL FALLS	L	CHRISTMAS CANDY	M		
BLUE UMBRELLAS	J	CAMEO	MN	COOL AS A CUCUMBER	L		
BLUEBERRY MUFFIN	M	EARTH ANGEL	J	DREAM QUEEN	L		
ELEGANS	L	EL NINO	M	DREAM WEAVER	L		
FRAGRANT BLUE	M	FIRST FROST	M	FIRE AND ICE	M		
FRANCES WILLIAMS	L	FRAGRANT BOUQUET	M	GUACAMOLE	L		
HALCYON	M	FRANCEE	M	GREAT EXPECTATIONS	L		
HUMPBACK WHALE	J	MIGHTY MOUSE	S	GUARDIAN ANGEL	L		
KROSSA REGAL	J	MINI SKIRT	MN	HUDSON BAY	L		
WATERSLIDE	M	NORTHERN EXPOSURE	J	JUNE	M		
		PATRIOT	M	LOYALIST	M		
		PRAYING HANDS	M	NIGHT BEFORE CHRISTMAS	M		
		REGAL SPLENDOR	J	ORANGE MARMALADE	M		
		SAGAE	L	PAISLEY	S		
		SO SWEET	M	PANDORA'S BOX	L		
		TWILIGHT	L	PARADIGM	L		
		VICTORY	J	POCKETFUL OF SUNSHINE	S		
		WHEEL	M	RAINBOW'S END	M		
		WIDE BRIM	L	RAINFORREST SUNRISE	S		
		WOLVERINE	M	RASPBERRY SUNDAY	M		
				STAINED GLASS	M		
				TOUCH OF CLASS	M		
				VULCAN	L		
CHARTREUSE/GOLD SHADES							
VARIETY NAME	SIZE						
AUGUST MOON	L						
CURLY FRIES	MN						
DANCING QUEEN	M						
DESIGNER GENES	M						
FIRE ISLAND	M						
GOLD STANDARD	M						
MAUI BUTTERCUPS	S						
SUM AND SUBSTANCE	J						
GREEN SHADES							
VARIETY NAME	SIZE						
EMPRESS WU	J						
HONEYBELLS	L						
ROSEDALE GOLDEN GOOSE	J						
ROYAL STANDARD	L						
T-REX	J						

WHETHER IT BE A CHARMING MINIATURE HOSTA OR A SPACE-FILLING JUMBO HOSTA, THERE IS TRULY A HOSTA FOR EVERY GARDENER'S STYLE.



# HOSTAS | SHADE PERENNIALS





SHADE PERENNIALS | HOSTAS



M 'DANCING QUEEN'




M 'DESIGNER GENES'



L 'DREAM QUEEN'



M 'DREAM WEAVER'



J 'EARTH ANGEL'



M 'EL NINO'



L 'ELEGANS'



J 'EMPRESS WU'



M 'FIRE & ICE'



M 'FIRE ISLAND'



M 'FIRST FROST'




M 'FRAGRANT BLUE'



M 'FRAGRANT BOUQUET'





M 'FRANCEE'



L 'FRANCES WILLIAMS'






# HOSTAS | SHADE PERENNIALS






## SHADE PERENNIALS | HOSTAS





## HOSTAS | SHADE PERENNIALS



**J** 'SUM & SUBSTANCE'



**J** 'T-REX'



**L** 'TWILIGHT'



**J** 'VICTORY'



**L** 'VULCAN'



**M** 'WATERSLIDE'



**M** 'WHEE'




**L** 'WIDE BRIM'



**M** 'WOLVERINE'

## HOSTA PROBLEMS



### SNAIL/SLUG DAMAGE

Hostas are a favorite for these slimy creatures. Look for irregular, but smooth holes and the tell-tale shiny tracks left behind. Varieties with thick, puckered leaves are more resistant.



### SUN SCALD

Sunburn and heat stress can cause leaves to burn, turn brittle, and die off. Certain varieties can adapt to more sun, however scorching will likely occur the first season.



### TATTER

The tender leaves can be easily tattered from hail and even repeated overhead watering. Leaf tatter is similar in appearance to slug damage, but holes will be jagged.



## SHADE PERENNIALS | LIGULARIA - MERTENSIA



'BOTTLE ROCKET'

**LEOPARD PLANT****Ligularia 'Bottle Rocket'**

24-30"H x 24-30"W

**Bloom Time: Midsummer to Early Fall**

The Leopard Plant is a beautifully colored, long-blooming, carefree plant. This well-proportioned plant has large, serrated, dark green leaves and sprouts spires of yellow blooms in midsummer. Great for the back of a border.



'STARSHIP DEEP ROSE'

**CARDINAL FLOWER****Lobelia 'Starship Deep Rose'**

20-24"H x 12-24"W

**Bloom Time: Midsummer to Early Fall**

This sought-after variety is one of the best in its class. It has a nicely controlled growth habit and produces stunning spikes of deep-rose flowers that attract hummingbirds and butterflies. An excellent border plant.



'STARSHIP SCARLET'

**CARDINAL FLOWER****Lobelia 'Starship Scarlet'**

20-24"H x 12-24"W

**Bloom Time: Midsummer to Late Fall**

This sought-after variety is one of the best in its class. It has a nicely controlled growth habit and produces stunning spikes of brilliant red flowers, that attract hummingbirds and butterflies. An excellent border plant.




'VULCAN RED'

**CARDINAL FLOWER****Lobelia 'Vulcan Red'**

24-32"H x 10-14"W

**Bloom Time: Midsummer to Early Fall**

An improved selection of Lobelia with deep purple foliage and spikes of cardinal red flowers. Loved by hummingbirds and butterflies.



VIRGINIA BLUEBELLS

**VIRGINIA BLUEBELLS****Mertensia sp.**

18-24"H x 12-18"W

**Bloom Time: Early to Late Spring**

This plant's smooth, oval foliage comes up as deep purple and quickly turns green. Clusters of trumpet-shaped, blue flowers emerge in early spring.

---

**CARDINAL FLOWER IS A POLLINATOR MAGNET. PLANT THIS NORTH AMERICAN NATIVE TO ATTRACT HUMMINGBIRDS, BUTTERFLIES, AND BENEFICIAL INSECTS.**

---



## POLEMONIUM - PULMONARIA | SHADE PERENNIALS



'BRESSINGHAM PURPLE'

### JACOB'S LADDER

**Polemonium 'Bressingham Purple'**  
9-18"H x 9-18"W

**Bloom Time: Mid-Spring to Midsummer**

This perennial features a low mound of dark green foliage with deep purple edges. It produces tall flower stalks that hold fragrant, violet-blue flowers. Use in borders, rock gardens, or cutting gardens.



'HEAVENLY HABIT'

### JACOB'S LADDER

**Polemonium 'Heavenly Habit'**  
10-12"H x 12-18"W

**Bloom Time: Mid-Spring to Midsummer**

'Heavenly Habit' forms a neat mound of glossy, fern-like, green foliage. It produces fragrant, violet-blue flowers with yellow halos and white eyes. Creates a lovely texture in the garden that looks great with Hostas.



'STAIRWAY TO HEAVEN'

### JACOB'S LADDER

**Polemonium 'Stairway to Heaven'**  
12-18"H x 12-18"W

**Bloom Time: Mid-Spring to Midsummer**

Regarded by many as the best variegated Jacob's Ladder. Soft lavender-blue flowers along with green/creamy white variegated leaves that develop a tinge of pink in cooler weather, makes for a lovely scene.



'TOUCH OF CLASS'

### JACOB'S LADDER

**Polemonium 'Touch of Class'**  
14-16"H x 14-16"W

**Bloom Time: Early to Late Summer**

Boasts an elegant habit of green/white variegated foliage. Masses of sky-blue flowers emerge throughout summer. Perfect for edging a shady border.



'VARIEGATUM'

### SOLOMON'S SEAL

**Polygonatum 'Variegatum'**  
18-24"H x 8-12"W

**Bloom Time: Mid-Spring to Late Summer**

This award winner has soft green foliage and fragrant white bell-shaped flowers along the underside of arching leaves. Perfect for woodland gardens.



'DIANE CLARE'

### LUNGWORT

**Pulmonaria 'Diane Clare'**  
8-12"H x 12-18"W

**Bloom Time: Early to Mid-Spring**

Enjoy tidy clumps of silver foliage with distinctive green spots. Delicate clusters of violet-blue flowers transition to purple, then pink.



## SHADE PERENNIALS | PULMONARIA - RODGERSIA



'LITTLE STAR'

**LUNGWORT***Pulmonaria 'Little Star'*

10-12"H x 12-18"W

**Bloom Time: Early to Mid-Spring**

'Little Star' offers a compact mound of green lance-shaped leaves with silver splashes. It's one of the first plants to emerge and bloom in spring. Tiny pink buds develop and mature to a vibrant cobalt blue, lasting a few weeks.



'MAJESTE'

**LUNGWORT***Pulmonaria 'Majeste'*

10-12"H x 12-18"W

**Bloom Time: Early to Mid-Spring**

'Majeste' will lighten up any shade garden spot with its clump-forming mound of shiny silvery-gray leaves. Pink flower bells, that turn blue as they mature, develop in early spring. Perfect for shade beds and borders.



'MRS. MOON'

**LUNGWORT***Pulmonaria 'Mrs. Moon'*

10-12"H x 18-24"W

**Bloom Time: Early to Mid-Spring**

'Mrs. Moon' is a tried-and-true variety that has lovely mounded, green foliage with silver spots. Magenta-pink buds open to bright blue bell-shaped flowers, starting in early spring. Looks great with Hostas or Ferns.



'RASPBERRY SPLASH'

**LUNGWORT***Pulmonaria 'Raspberry Splash'*

12"H x 18"W

**Bloom Time: Early to Mid-Spring**

'Raspberry Splash' is prized for its wonderfully patterned foliage and raspberry and purple blossoms. Great under shrubs and along pathways.




'SILVER BOUQUET'

**LUNGWORT***Pulmonaria 'Silver Bouquet'*

10-12"H x 18-24"W

**Bloom Time: Midsummer to Late Fall**

'Silver Bouquet' produces clusters of pink to violet flowers, starting in early spring. Attractive foliage adds interest throughout the growing season.



RODGERSIA

**RODGERSIA***Rodgersia sp.*


36-60"H x 36-60"W

**Bloom Time: Mid to Late Summer**

A bold, clump-forming perennial that has large-toothed, dark green leaves with bronze tinting in fall. Use as a bold specimen plant.



THALICTRUM - TRICYRTIS | SHADE PERENNIALS



'BLACK STOCKINGS'

**MEADOW RUE**

*Thalictrum* 'Black Stockings'

48-72"H x 12-24"W

**Bloom Time: Mid to Late Summer**

This award-winning perennial displays an attractive clump of refined green leaves that are reminiscent of Columbine. Fluffy, bright lavender flowers on tall black stems come up starting in midsummer.



'DARK BEAUTY'

**TOAD LILY**

*Tricyrtis* 'Dark Beauty'

24-36"H x 12-24"W

**Bloom Time: Late Summer to Mid-Fall**

This exotic perennial produces smooth-green foliage, along with orchid-like blossoms that will bring an elegance to your shade garden. Purple-spotted flowers emerge beginning in late summer and last until mid-fall.



'SAMURAI'

**TOAD LILY**

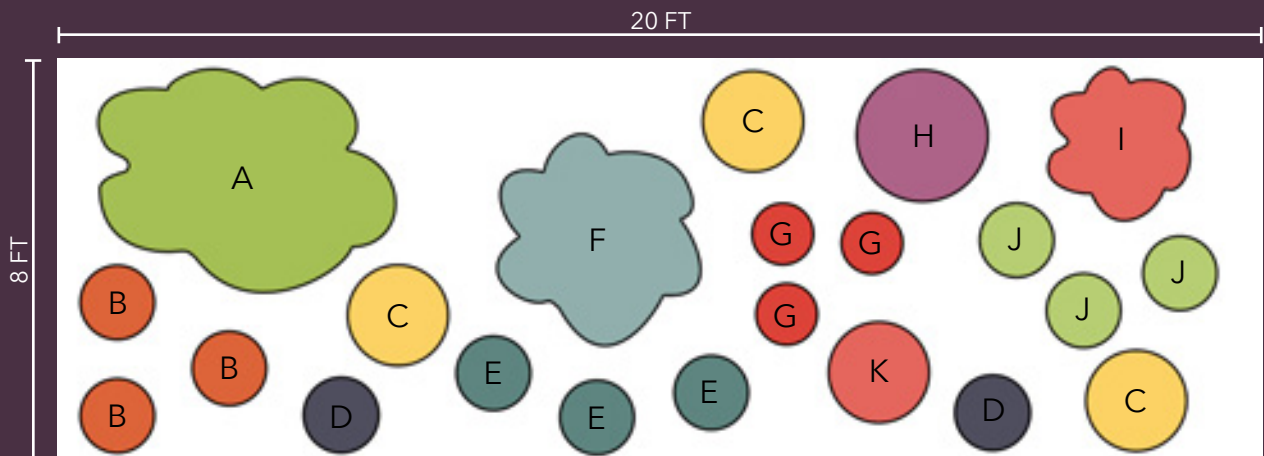
*Tricyrtis* 'Samurai'

12-24"H x 24-36"W

**Bloom Time: Late Summer to Mid-Fall**

This compact, shade-loving perennial boasts shiny, lance-shaped, green leaves with golden-edges. In late summer, clusters of orchid-like, purple-spotted flowers bloom. A lovely addition to woodland environments.

SHADY RETREAT GARDEN IDEA



- A=Fern Leaf Japanese Maple
- B=Japanese Painted Fern
- C='Stained Glass' Hosta
- D='All Gold' Hakone Grass

- E='Jack Frost' Brunnera
- F='Annabelle' Hydrangea
- G='Obsidian' Coral Bell
- H='Gold Heart' Dicentra

- I=Aruncus
- J='Visions' Astilbe
- K=Lady's Mantle





*Sun*  
**PERENNIALS**



# YARROW

*Achillea* spp.

18-24"H x 18-24"W

**Bloom Time:** Early to Late Summer

Yarrow boasts finely textured foliage with flat heads of brightly colored flowers that bloom throughout the summer, before fading into a toasty russet color for fall. Great for borders, cottage gardens, and rock gardens. An easy-to-care-for butterfly magnet.



'MOONSHINE'



'SAUCY SEDUCTION'



'SONG SIREN LAYLA'



'STRAWBERRY SEDUCTION'

## NEW VINTAGE® SERIES

12-14"H x 12-14"W

**Bloom Time:** Early to Late Summer

Compact and long blooming. Holds its shape and does not fade to brown like other varieties.



'NEW VINTAGE RED'



'NEW VINTAGE ROSE'



'NEW VINTAGE VIOLET'



'NEW VINTAGE WHITE'





## SUN PERENNIALS | AGASTACHE

**HYSSOP****Agastache spp.****Bloom Time: Early Summer to Fall**

Agastache is one of the easiest perennials to grow. This extremely showy perennial produces spikes of flowers held over aromatic-green foliage, starting in early summer and continuing into fall. Perfect for adding a long-lasting visual impact to garden beds, borders, butterfly gardens, wildflower gardens, or containers. Once established, they are both heat and drought tolerant.



'BLUE BOA'

30-36"H x 20-24"W



'KUDOS AMBROSIA'

17-20"H x 16"W




'KUDOS CORAL'

17-20"H x 16"W



'KUDOS MANDARIN'

17-20"H x 16"W



'KUDOS TANGO'

17-20"H x 16"W

**HYSSOP IS PERFECT FOR ADDING LONG-LASTING COLOR IN THE GARDEN. THEY ALSO PROVIDE AN IMPORTANT SUPPLY OF NECTAR, ATTRACTING DROVES OF BUTTERFLIES, HUMMINGBIRDS, AND OTHER BENEFICIAL POLLINATORS.**



## ALCEA | SUN PERENNIALS

## HOLLYHOCK

Alcea spp.

**Bloom Time:** Early to Late Summer

Hollyhock is an old-fashioned favorite, likely to remind you of your grandmother's garden. These stately flowers can reach heights of 8 feet, adding a delightful vertical element to your landscape. This low-maintenance biennial will provide architectural height to borders and makes a great backdrop to shorter plants. Attracts butterflies, hummingbirds, and makes a lovely cut flower.




'CELEBRITIES CARMINE ROSE'

24-32"H x 12-18"W




'CELEBRITIES CARMINE LEMON'

24-32"H x 12-18"W




'CHATER'S DOUBLE PINK'

48-72"H x 18-24"W




'CHATER'S DOUBLE RED'

48-72"H x 18-24"W




'CHATER'S DOUBLE YELLOW'

48-72"H x 18-24"W



'FIESTA TIME'

32-36"H x 12-24"W



'LAS VEGAS'

60-72"H x 18-24"W



'QUEENY PURPLE'

24-32"H x 12-18"W



# ORNAMENTAL ONION

## Allium spp.

It is hard to believe that this amazing flower is a close relative to the onion. Ornamental Onions hold fragrant, stunning blooms high above their foliage, adding whimsical elements to planting beds. They are easy-to-grow, drought tolerant, virtually pest free, and highly attractive to pollinators. Combine with Delphiniums, Peonies, or Irises for a beautiful combination. Makes an excellent cut flower.

- **Blue Eddy** 8-12"H x 8-12"W  
Bloom Time: Late Summer to Early Fall
- **Medusa** 20-24"H x 20-24"W  
Bloom Time: Mid to Late Summer
- **Millenium** 15-20"H x 10-15"W  
Bloom Time: Mid to Late Summer
- **Purple Sensation** 28-32"H x 6-9"W  
Bloom Time: Late Spring to Early Summer
- **Gladiator** 36-48"H x 6-9"W  
Bloom Time: Late Spring to Early Summer



'BLUE EDDY'



'MEDUSA'



'MILLENIUM'



'PURPLE SENSATION'



'GLADIATOR'





## AMSONIA - ARTEMISIA | SUN PERENNIALS



'BLUE ICE'

**BLUE STAR**

*Amsonia 'Blue Ice'*  
12-16"H x 18-24"W

**Bloom Time: Late Spring to Early Summer**

A compact, clump-forming perennial decorated with clusters of blue, star-shaped flowers starting in late spring. Its foliage turns a rich, golden-yellow in fall, extending its interest. Great for mass planting or border edging.




'STORM CLOUD'

**BLUE STAR**

*Amsonia 'Storm Cloud'*  
24-30"H x 38-42"W

**Bloom Time: Late Spring to Early Summer**

*Amsonia 'Storm Cloud'* provides a wide, mounded habit of lovely dark green leaves with silver veins. Light blue, star-shaped flowers completely cover the foliage starting in late spring and lasting for several weeks.




'BLUE ANGEL'

**BUGLOSS**

*Anchusa 'Blue Angel'*  
12-18"H x 8-12"W

**Bloom Time: Early to Late Summer**

*Anchusa 'Blue Angel'* produces showy clusters of small, rich-blue flowers on upright stems above lance-shaped coarsely textured foliage. Great in borders, tucked in containers, or used for mass planting. Deer resistant.



'POWIS CASTLE'

**WORMWOOD**

*Artemisia 'Powis Castle'*  
24-36"H x 24-36"W

*Artemisia 'Powis Castle'* is highly valued for its fern-like, silvery-white foliage. This drought tolerant, award winner blends seamlessly with other colorful, blooming perennials.



'SILVER MOUND'

**WORMWOOD**

*Artemisia 'Silver Mound'*  
10-14"H x 10-14"W

One of the most popular silver foliage plants, 'Silver Mound', is great for beds, borders, edging, or planted under complimentary shrubs. Combine with pink, lavender, and purple blooms.

---

**WORMWOOD ARE SOME OF THE MOST POPULAR SILVER FOLIAGE PLANTS. THESE BEAUTIFUL, DROUGHT TOLERANT PLANTS BLEND SEAMLESSLY WITH OTHER COLORFUL PERENNIALS.**

---



## SUN PERENNIALS | ASCLEPIAS

## MILKWEED

*Asclepias* spp.**Bloom Time:** Early Summer to Early Fall

Milkweed is a captivating wildflower, that despite its name, really is not a weed at all. These long-blooming perennials produce fragrant clusters of beautiful flowers that attract beneficial pollinators. It acts as both a food source and a host plant for the struggling monarch butterfly. Milkweed species include common milkweed (*A. syriaca*), swamp milkweed (*A. incarnata*), and butterfly weed (*A. tuberosa*). A must-have for butterfly gardens.



SWAMP MILKWEED

48–60" H x 12–36" W  
*Asclepias incarnata*



'CINDERELLA'

36–60" H x 24–36" W  
*Asclepias incarnata* 'Cinderella'



'ICE BALLET'

36–48" H x 24–36" W  
*Asclepias incarnata* 'Ice Ballet'



BUTTERFLY WEED

18–24" H x 12–18" W  
*Asclepias tuberosa*



'HELLO YELLOW'

18–24" H x 18–24" W  
*Asclepias tuberosa* 'Hello Yellow'

## BUTTERFLY GARDEN

Help boost the Monarch population by planting your own butterfly garden. The below listed native summer bloomers will attract butterflies and help them refuel en route to their much warmer summer home. Site your butterfly retreat in a sunny spot with wind protection. Add fresh water and a flat warming stone. Remember to avoid using harmful chemicals.

BEE BALM (P. 77)

CARDINAL FLOWER (P. 31)

CENTAUREA (P. 46)

CONEFLOWER (PP. 52–54)

ENGLISH LAVENDER (P. 71)

GARDEN PHLOX (PP. 88–89)

GOLDENROD (P. 96)

JOE-PYE WEED (P. 56)

MILKWEED (P. 41)

STONECROP (PP. 94–95)

SWEET AUTUMN CLEMATIS (P. 115)

TICKSEED (P. 47)





## ASTER - AURINIA | SUN PERENNIALS

### ASTER

*Aster spp.*

12-24"H x 12-24"W

**Bloom Time:** Late Summer to Early Fall

Asters act as the grand finale to the perennial garden. These easy-to-grow beauties provide vigorous blooms that appear in late summer when other flowers are beginning to fade. Their ferny texture and masses of vibrant, daisy-like flowers make them a beautiful addition to the autumn landscape. Asters also provide an important late-season supply of nectar for beneficial pollinators. Combine these with ornamental grasses for a lovely combination.



'PURPLE DOME'



'WOOD'S LIGHT BLUE'



'WOOD'S PINK'



'WOOD'S PURPLE'

### ALYSSUM

*Aurinia 'Summit'*

8"H x 20"W

**Bloom Time:** Mid-Spring to Mid-Fall

Alyssum 'Summit' displays stunning clusters of fragrant, star-shaped, yellow flowers atop of low mounds of soft, gray-green leaves, all season long. This plant is ideal for mass planting or border edging.



'SUMMIT'





# FALSE INDIGO

**Baptisia spp.**

**36-48"H x 36-48"W**

**Bloom Time: Late Spring to Early Summer**


False Indigo is a large, native beauty with a shrubby appearance. It provides attractive blue-green foliage topped with shoots of lupine-like flowers. Use as a specimen or in small groups. Perfect for garden beds, borders, and cottage gardens.



'GOLDFINCH'



'BLUEBERRY SUNDAE'




'DARK CHOCOLATE'



'GRAPE TAFFY'



'LAVENDER STARDUST'



'PINK LEMONADE'



'PINK TRUFFLES'



'VANILLA CREAM'



## CAMPANULA | SUN PERENNIALS

### BELLFLOWER

#### *Campanula* spp.

This versatile perennial provides a wide range of stunning colors that include blue, purple, and white blooms. Bellflowers joyfully display their bell or star-shaped flowers for several weeks, starting in late spring or early summer. These lovely plants attract butterflies and look great in garden beds, borders, rock gardens, and containers.



'BIRCH HYBRID'

4-6"H x 8-12"W

Bloom Time: Early Summer to Early Fall



'FREYA'

12-16"H x 10-12"W

Bloom Time: Late Spring to Midsummer



'JELLY BELLS'

8-10"H x 12-24"W

Bloom Time: Late Spring to Early Summer



'PEARL DEEP BLUE'

8-12"H x 12-18"W

Bloom Time: Early Summer to Early Fall



'PEARL WHITE'

8-12"H x 12-18"W

Bloom Time: Early Summer to Early Fall



'POSCHARSKYANA BLUE'

4-6"H x 12-24"W

Bloom Time: Early to Late Summer



'TAKION BLUE'

16-20"H x 10-12"W

Bloom Time: Early to Late Summer



'TAKION WHITE'

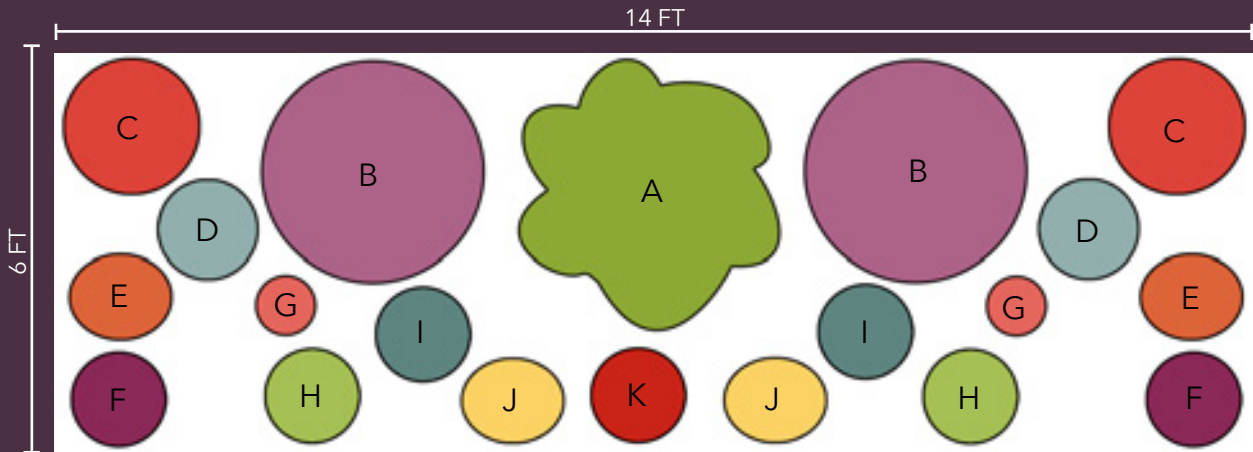
16-20"H x 10-12"W

Bloom Time: Early to Late Summer



# SUN LOVING GARDEN IDEAS

## SUN LOVING CUTTING GARDEN



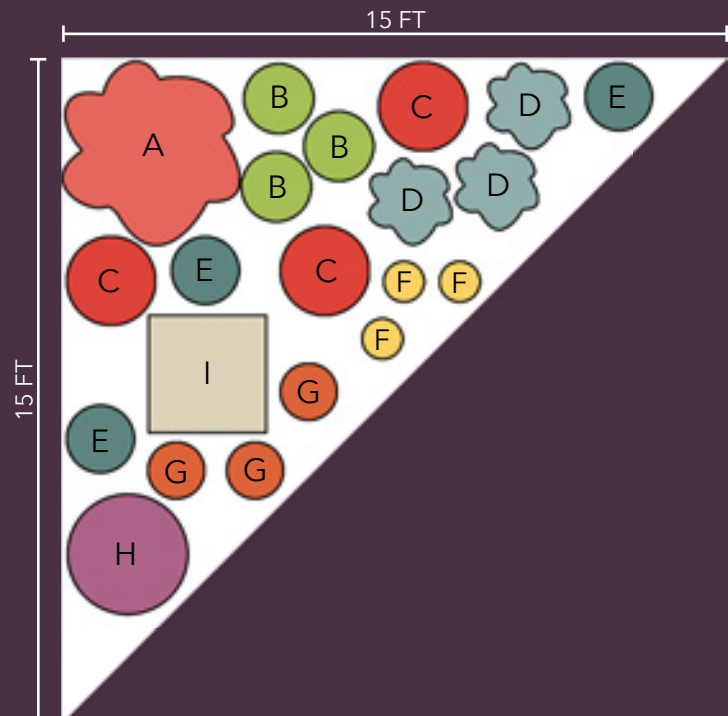
A=Butterfly Bush  
 B=Peony  
 C='Becky' Leucanthemum  
 D='Nicky' Phlox

E=Iris  
 F='Pretty Betsy' Centranthus  
 G=Asiatic Lily  
 H='Kobold' Liatris

I=Crocosmia  
 J='Silver Brocade' Artemesia  
 K='Moonshine' Achillea

## SUMMER COLOR SUN GARDEN

A=Dynamite Crape Myrtle  
 B=Karl Foerster Feather Reed Grass  
 C='Peek-a-Blue' Perovskia  
 D='Pow Wow Wild Berry' Echinacea  
 E='Blue and Gold' Tradescantia  
 F='Fire Star' Dianthus  
 G='Jethro Tull' Coreopsis  
 H='Luna White' Hardy Hibiscus  
 I=Fountain/Statue





## CENTAUREA - CENTRANTHUS | SUN PERENNIALS



'AMETHYST DREAM'

### CORNFLOWER

*Centaurea* 'Amethyst Dream'

20"H x 28"W

**Bloom Time:** Late Spring to Early Summer

Prized for its unique, lacy-purple flowers that come up in late spring, atop its attractive soft-green foliage. Great for cottage gardens, borders, and containers. Remove spent flower stalks to promote re-blooming.



'AMETHYST IN SNOW'

### CORNFLOWER

*Centaurea* 'Amethyst in Snow'

12-24"H x 12-24"W

**Bloom Time:** Late Spring to Early Summer

Prized for its unique, lacy-white petals that surround its purple center. Has attractive soft-green foliage. Great for cottage gardens, borders, and containers. Remove spent flower stalks to promote re-blooming.



'MONTANA BLUE'

### CORNFLOWER

*Centaurea* 'Montana Blue'

24"H x 24-36"W

**Bloom Time:** Late Spring to Early Summer

Prized for its unique, lacy, violet-blue petals that surround its reddish-blue center. It has attractive soft-green foliage. Great for cottage gardens, borders, and containers. Remove spent flower stalks to promote re-blooming.



JUPITER'S BEARD

### JUPITER'S BEARD

*Centranthus* sp.

24-36"H x 18-24"W

**Bloom Time:** Early Summer to Late Fall

A bushy, well-branched, shrubby perennial with one of the longest blooming seasons. Produces clusters of crimson, star-shaped, fragrant flowers. Great for garden beds, borders, and cottage gardens. Very easy to grow.



## SUN PERENNIALS | COREOPSIS

**TICKSEED****Coreopsis spp.**

A native plant that produces mass quantities of daisy-like flowers. Colors include yellow, orange, red, white, bi-colors and more. With this sun-loving, drought tolerant perennial you will get to enjoy a long period of continuous blooms. A great option for sunny borders. Makes a lovely cut flower. Plant in mass or as an accent plant. Highly attractive to pollinators.



'EARLY SUNRISE'

12-24"H x 12-24"W

Bloom Time: Late Spring to Early Summer



'FIREFLY'

10"H x 15"W

Bloom Time: Early Summer to Mid-Fall



'HONEYBUNCH RED &amp; GOLD'

8-10"H x 12-15"W

Bloom Time: Mid-Spring to Early Fall



'JETHRO TULL'

12-24"H x 12-24"W

Bloom Time: Early to Midsummer



'LADYBIRD'

10-12"H x 12-24"W

Bloom Time: Early Summer to Mid-Fall



'MADRAS MAGIC'

12-18"H x 18-24"W

Bloom Time: Late Spring to Mid-Fall



'MERCURY RISING'

15-18"H x 24"W

Bloom Time: Early Summer to Early Fall



'MOONBEAM'

12-18"H x 12-18"W

Bloom Time: Early Summer to Mid-Fall



COREOPSIS | SUN PERENNIALS



'SIZZLE & SPICE CURRY UP'

15-18"H x 22-24"W  
Bloom Time: Early to Late Summer



'SIZZLE & SPICE RED HOT VANILLA'

15-18"H x 22-26"W  
Bloom Time: Early to Late Summer




'SOLANNA GOLDEN SPHERE'

12-18"H x 12-18"W  
Bloom Time: Early Summer to Late Fall



'SUN UP'

10-12"H x 12-14"W  
Bloom Time: Late Spring to Late Summer




'SUNKISS'

12-14"H x 14-16"W  
Bloom Time: Late Spring to Late Summer




'SYLVESTER'

16-20"H x 14-16"W  
Bloom Time: Mid-Spring to Late Summer



'UPTICK CREAM & RED'

12-14"H x 12-14"W  
Bloom Time: Early Summer to Early Fall



'UPTICK YELLOW & RED'

12-14"H x 12-14"W  
Bloom Time: Early Summer to Early Fall



'ZAGREB'

12-15"H x 15"W  
Bloom Time: Early Summer to Mid-Fall



## SUN PERENNIALS | CROCOSMIA

**MONTBRETIA*****Crococsmia* spp.**

These lovely perennials form an upright clump of medium to dark green, sword-shaped foliage topped with arching stems of stunning orange-yellow blossoms with mahogany marked throats (for the 'Columbus' variety) and brilliant red-orange blossoms with speckled gold centers (for the 'Prince of Orange' variety). *Crococsmia* is perfect for adding late season color when other perennials are beginning to fade. A great option for garden beds, borders, patios, and containers. Mixes well with darker colored dahlias, cannas, green conifers, and more. Plant in large groups for a desirable effect.



'COLUMBUS'

30-36"H x 12-18"W

Bloom Time: Midsummer to Early Fall



'PRINCE OF ORANGE'

30-36"H x 12-18"W

Bloom Time: Midsummer to Early Fall

## DEADHEADING

### KEEP THE BLOOMS COMING

**WHAT IS DEADHEADING, AND HOW DOES IT WORK?**

Flowers lose their attraction as they fade, detracting from the overall beauty of a garden and individual plant. Deadheading is the removal of dead flower heads from a plant to help encourage additional blooming. As flowers begin to dull, energy from the plant is shifted to the development of seeds, rather than the blooms. Routine deadheading will route the energy back into flowering. This results in healthy and more attractive plants, plus continual blooms for many perennials.

**HOW TO DEADHEAD A PLANT**

Deadheading flowers is easy. When blooms fade out on a plant, simply pinch or cut the flower below the spent bloom and above the first set of healthy leaves. Repeat with all spent blooms.

Some perennials, such as Shasta daisies, produce one flower per stem. These can be deadheaded by cutting the stem to the ground. Finally, other perennials, such as 'Moonbeam' coreopsis, produce many flowers over the entire plant. Shearing them back entirely can make the deadheading process much easier.

**POPULAR PERENNIALS THAT REWARD DEADHEADING**

BABY'S BREATH (P. 60)

BEE BALM (P. 77)

BEARDTONGUE (P. 86)

BLACK-EYED SUSAN (P. 90)

CARDINAL FLOWER (P. 31)

CATMINT (P. 80)

CONEFLOWER (PP. 52-54)

GARDEN PHLOX (PP. 88-89)

LARKSPUR (P. 12)


LUPINE (PP. 78-79)

MEADOW SAGE (PP. 91-92)

SHASTA DAISY (PP. 72-73)

SPEEDWELL (P. 98)

YARROW (P. 36)





FTN  
FAVORITE

# PINKS

**Dianthus spp.**


6-12"H x 6-12"W

**Bloom Time: Mid-Spring to Early Fall**

An old-fashioned favorite! Dianthus is treasured for its masses of unique starry blooms that can be two-toned, double, or frilly. All blooms are very fragrant and stand out against their semi-evergreen, blue-green foliage. Great for garden beds, borders, rock gardens, cottage gardens, or containers. Dianthus benefit from periodic deadheading. Shear back to help promote repeat blooming.



'COCONUT SURPRISE'



'EARLY BIRD CHILI'



'EARLY BIRD SHERBET'



'FIREWITCH'



'LILAC + EYE'



'NEON STAR'



'SCENT FIRST PASSION'




'SCENT FIRST SUGAR PLUM'

'CRANBERRY ICE'



## SUN PERENNIALS | DICTAMNUS - DRACOCEPHALUM



'PINK'

**GAS PLANT***Dictamnus 'Pink'*

24-36"H x 24-36"W

**Bloom Time: Late Spring to Early Summer**

An upright, clump-forming perennial with rich-green foliage and vertical stems topped by racemes of fragrant, 5-petaled, pink flowers.



'RUBRA'

**GAS PLANT***Dictamnus 'Rubra'*

24-36"H x 24-36"W

**Bloom Time: Late Spring to Early Summer**

An upright, clump-forming, perennial with rich-green foliage and vertical stems topped by racemes of fragrant, 5-petaled, hot pink and white flowers.



'WHITE'

**GAS PLANT***Dictamnus 'White'*

24-36"H x 24-36"W

**Bloom Time: Late Spring to Early Summer**

An upright, clump-forming, perennial with rich-green foliage and vertical stems topped by racemes of fragrant, 5-petaled, white flowers.

**GAS PLANT GETS ITS COMMON NAME, DUE TO THE FLAMMABLE OIL CONTAINED IN THE SEEDPODS THAT CAN BE IGNITED BRIEFLY ON A STILL SUMMER EVENING!**

**BLUE DRAGONHEAD***Dracocephalum 'Fuji Blue'*

8-12"H x 8-12"W

**Bloom Time: Early to Late Summer**

This low-growing perennial forms a low mound of narrow-green leaves with spikes of deep violet-blue, tubular flowers with soft colored edges, that last throughout the summer months. A great option for garden borders, rock gardens, or containers. Drought tolerant and loved by pollinators.



'FUJI BLUE'



# CONEFLOWER

*Echinacea* spp.

18-36"H x 18-36"W

**Bloom Time: Late Spring to Late Summer**

Coneflowers (*Echinacea*) are a tried and true native perennial. These low maintenance plants are reliable performers that thrive in average soils, and hot, dry conditions. Brightly colored, large, cone-shaped blossoms develop in late spring, lasting into late summer, and for some even until frost. Irresistible to butterflies and other pollinators. Makes an excellent cut flower.



'KISMET RASPBERRY'



'KISMET YELLOW'



'POWWOW WHITE'



'POWWOW WILD BERRY'



'SOMBRERO ADOBE ORANGE'



'SUPREME ELEGANCE'



'SUPREME FLAMINGO'



'TOMATO SOUP'





## SUN PERENNIALS | ECHINACEA



'AMAZING DREAM'



'BIG SKY SOLAR FLARE'



'BIG SKY SUNDOWN'



'BUTTERFLY CLEOPATRA'



'CLEOPATRA'



'DOUBLE SCOOP BUBBLE GUM'



'DOUBLE SCOOP CRANBERRY'



'FATAL ATTRACTION'



'FIREBIRD'



'FRAGRANT ANGEL'




'GLOWING DREAM'




'KISMET INTENSE ORANGE'



## ECHINACEA | SUN PERENNIALS



'KISMET RED'



'MAGNUS'



'MAUI SUNSHINE'



'RUBY GIANT'



'SOMBRERO HOT CORAL'



'TIKI TORCH'

# COTTAGE-STYLE GARDENS

## WHAT IS A COTTAGE-STYLE GARDEN?

Cottage-style gardens are more unconstrained and less formal. There is less concern when it comes to layout and spacing of plants or gradients in height. However, when done well, a cottage garden should combine colors, forms, and textures that complement the character of the home.

## HAVE FUN, DON'T OVERDO IT

Cottage-style gardens are traditionally planted close to the house. They also look great when edging a subtle, curving pathway. Typical cottage gardens consist of plant beds that are tightly packed with a wide variety of plants that feature a mix of perennials, annuals, foliage plants, and design elements, such as landscape boulders and/or vintage wheelbarrows. Cottage gardens are meant to be fun, so start off small. Try not to create one that is too large to maintain.

## START OFF ON THE RIGHT FOOT

Starting with organically rich soil will help to ensure that plant beds start and stay healthy throughout the season. It can also help to reduce the need of watering and fertilizing, cutting the amount of work from the start. Before planting, incorporate plenty of quality compost into the soil. After planting, top the garden bed off with a non-dyed mulch.

## PLANTS TO CONSIDER

While there is no absolute right or wrong plants for cottage-style gardens, some will reward you more than others. Here are a few reliable performers to consider:

BELFLOWER (P. 44)

CRANESBILL (P. 59)

FOXGLOVE (P. 14)

LARKSPUR (P. 12)

PINCUSHION FLOWER (P. 93)

CATMINT (P. 80)

DAYLILY (PP. 62-65)

GARDEN PHLOX (PP. 88-89)

LUPINE (PP. 78-79)

PINKS (P. 50)

COLUMBINE (PP. 5-7)

ENGLISH LAVENDER (P. 71)

HOLLYHOCK (P. 38)

PEONIES (PP. 82-84)

SHASTA DAISY (PP. 72-73)



## SUN PERENNIALS | ECHIUM - ERYNGIUM




'RED FEATHERS'

**ECHIUM****Echium 'Red Feathers'**

10-14"H x 6-8"W

**Bloom Time: Late Spring to Fall**

A shrubby, compact, clump forming perennial with fuzzy, lance-shaped leaves. Displays stunning red flower spikes from spring to fall. Use in garden beds and borders.



'JOANNA'

**FOXTAIL LILY****Eremurus 'Joanna'**

72-96"H x 12-24"W

**Bloom Time: Mid to Late Summer**

Striking spires of white flower clusters rise high on stalks, reaching heights up to 8 feet. Foliage is insignificant and fades back with blooms. Use in the back of borders.



'PRETTY IN PINK'

**FOXTAIL LILY****Eremurus 'Pretty In Pink'**

60-80"H x 12-24"W

**Bloom Time: Mid to Late Summer**

Spectacular spires of soft pink flower clusters rise high on stalks, reaching heights up to 8 feet. Foliage is insignificant and fades back with blooms. Use in the back of borders.



'SHELFORD HYBRID'

**FOXTAIL LILY****Eremurus 'Shelford Hybrid'**

36-48"H x 12-24"W

**Bloom Time: Late Spring to Early Summer**

Eye-catching spires of flower clusters, that come in a variety of colors, rise high on stalks, starting in spring. Foliage is insignificant and fades back with blooms. Makes a great cut flower.




'BLUE HOBBIT'

**SEA HOLLY****Eryngium 'Blue Hobbit'**

8-12"H x 6-12"W

**Bloom Time: Early to Late Summer**

A compact perennial with an abundance of spiny, oval-shaped, violet blue flowers that sit atop silvery-blue stems throughout summer. Plant as a specimen or in groupings.



'NEPTUNE'S GOLD'

**SEA HOLLY****Eryngium 'Neptune's Gold'**


16-22"H x 10-16"W

**Bloom Time: Early to Late Summer**

'Neptune's Gold' displays lovely golden leaves that beautifully contrast its metallic-blue stems and blue-purple flower petals. Great for sun-soaked, informal beds and borders.



## EUCOMIS - EUPHORBIA | SUN PERENNIALS



'OAKHURST'

## PINEAPPLE LILY

*Eucomis 'Oakhurst'*  
24-30"H x 18-24"W

**Bloom Time: Late Summer to Early Fall**

Pineapple-like stalks of creamy-pink flowers ascend from thick, vibrant, burgundy straps. It has a tropical feel that looks sensational when combined in mixed containers.



'BABY JOE'

## JOE-PYE WEED

*Eupatorium 'Baby Joe'*  
24-36"H x 24-30"W

**Bloom Time: Late Summer to Early Fall**

A mid-sized variety that makes a great addition to smaller gardens. Its dark red-purple stems, topped with large domed mauve flowers, make a perfect companion to Mums and Sedum.



JOE-PYE WEED

## JOE-PYE WEED

*Eupatorium sp.*  
48-72"H x 36-48"W

**Bloom Time: Late Summer to Early Fall**

A large native perennial that makes a great addition to gardens. Its dark red-purple stems, topped with large domed mauve flowers, make a perfect companion to Mums and Sedum.



'ASCOT RAINBOW'

## MARTIN'S SPURGE

*Euphorbia 'Ascot Rainbow'*  
20"H x 20"W

**Bloom Time: Early to Late Spring**

A dwarf evergreen sub-shrub noted for its unique golden yellow and green variegated foliage. Clusters of showy blooms emerge in early spring. Add to garden beds, borders, and containers.



CUSHION SPURGE

## CUSHION SPURGE

*Euphorbia sp.*  
12-18"H x 12-18"W

**Bloom Time: Early to Late Spring**

A perfectly mounded perennial with green leaves that turn a showy red, purple or orange in fall. Golden-yellow flowers are displayed in spring. Add to garden beds, borders, and containers.



MYRTLE SPURGE

## MYRTLE SPURGE

*Euphorbia sp.*  
4-6"H x 18"W

**Bloom Time: Early to Late Spring**

An evergreen, succulent perennial with spirals of fleshy, blue-green leaves. Produces clusters of star-shaped yellow-green flowers in spring. Use in rock gardens, borders, or as groundcover.



# BLANKET FLOWER

*Gaillardia* spp.

12-24"H x W

**Bloom Time: Early Summer to Early Fall**

Blanket Flowers are renowned for their mounds of stunning daisy-like flowers that emerge from their charming green foliage. These profuse bloomers, supply a plethora of color from early summer to fall. They are butterfly and hummingbird magnets, that are drought tolerant, too. Ideal for containers or near the front of a sunny border.



'ARIZONA APRICOT'



'ARIZONA RED SHADES'



'MESA BRIGHT BICOLOR'



'MESA RED'



'MESA YELLOW'



'SUNSET HALO'

'SUNSET CELEBRATION'





## GAURA | SUN PERENNIALS

### BEEBLOSSOM

*Gaura* spp.

15-48"H x 15-48"W


**Bloom Time:** Early Summer to Mid-Fall

Gaura (Beeblossom) is an attention-grabbing, super-tough perennial with a long blooming season that starts in early summer and continues into mid-fall. This desert native is both heat and drought tolerant, continuing to display its four-petal blooms, even in triple-digit temperatures. Its clump-forming foliage is dense, with green lance-shaped leaves. Beeblossom is perfect for containers or used as a background plant in garden beds.




'GAUDI PINK'

12"H x 12-14"W



'GAUDI RED'

12-16"H x 12-18"W



'ROSY JANE'

24"H x 24"W



'SISKIYOU PINK'

18-24"H x 12-18"W



'SPARKLE WHITE'

12-24"H x 12-20"W

**GAURA IS A SPECTACULAR PERENNIAL REQUIRING MINIMAL CARE, THAT REWARDS YOU WITH A LONG BLOOMING SEASON. THIS DURABLE PLANT IS BOTH HEAT AND DROUGHT TOLERANT, ABLE TO TOLERATE TRIPLE-DIGIT TEMPERATURES.**



## SUN PERENNIALS | GENTIANA - GERANIUM

## GENTIANA

## Gentian 'Blue Cross'

A compact, well-branched perennial with true sapphire blue flowers. Upward-facing, tubular flowers bloom in abundance from midsummer to early fall. Will make a unique, low maintenance addition to any garden.

## Gentian 'True Blue'

This compact perennial produces clusters of small, violet blue, four-petaled flowers that open at the nodes. Soft green, spoon-shaped leaves meet at each node, forming a cross. Durable and drought resistant. Use in garden borders and containers.



'BLUE CROSS'

8-12"H x 8-12"W  
Bloom Time: Midsummer to Early Fall



'TRUE BLUE'

18-30"H x 12-18"W  
Bloom Time: Midsummer to Early Fall

## CRANESBILL

## Hardy Geranium



Cranesbill (Hardy Geraniums) are a long-time favorite known for their neatly mounded, lush foliage and bursting blooms. These low-maintenance perennials provide a long season of color, blooming from late spring into late summer or early fall. Their foliage is lovely on its own and often turns an orange or red tinge as the temperature cools in fall. Plant under shrubs or rose bushes for added beauty. Cranesbill is great for edging, borders, mass planting, rock gardens, and containers.



'BALLERINA'

6-8"H x 12-18"W  
Bloom Time: Late Spring to Early Fall



'BIOKOVO'

6-12"H x 12-18"W  
Bloom Time: Late Spring to Early Fall



'CRYSTAL ROSE'

6-8"H x 12-18"W  
Bloom Time: Late Spring to Late Summer



'MAX FREI'

8-12"H x 12-15"W  
Bloom Time: Late Spring to Early Fall



'ROZANNE'

12-24"H x 24-36"W  
Bloom Time: Late Spring to Early Fall



## GEUM - GYPSOPHILA | SUN PERENNIALS



'BLAZING SUNSET'

### AVENS

**Geum 'Blazing Sunset'**

12-24"H x 12-18"W

**Bloom Time: Late Spring to Midsummer**

A clump forming perennial with fuzzy, coarse green leaves. Branching stems hold medium-sized, fully double, orange-red flowers. Great for filling in the front or middle of a flower border.



'FIRE STORM'

### AVENS

**Geum 'Fire Storm'**

12-24"H x 12-18"W

**Bloom Time: Late Spring to Midsummer**

A compact, clump-forming perennial with lush green, lobed leaves. Branching stems vigorously produce an abundance of semi-double, fiery orange flowers.



'RED DRAGON'

### AVENS

**Geum 'Red Dragon'**

12-24"H x 12-18"W

**Bloom Time: Late Spring to Midsummer**

An old-fashioned Geum that forms a low mound of coarse green leaves. Branching stems hold fully double, scarlet-red blooms. Perfect for mass planting and container gardens.



'RUSTICO ORANGE'

### AVENS

**Geum 'Rustico Orange'**

10-12"H x 12-14"W

**Bloom Time: Late Spring to Midsummer**

A compact, mounding perennial with dense green foliage. Purple branching stems hold fully double, orange blooms. A great choice for mass planting and containers.



'FESTIVAL STAR'

### BABY'S BREATH

**Gypsophila 'Festival Star'**

12-18"H x 16-24"W

**Bloom Time: Late Spring to Early Fall**

A compact, tightly-mounded variety of Baby's Breath. Dense clusters of white flowers are produced on short stems above the grayish-green foliage. A great filler plant and cut flower.



'SUMMER SPARKLES'

### BABY'S BREATH

**Gypsophila 'Summer Sparkles'**

24-28"H x 30-40"W

**Bloom Time: Late Spring to Midsummer**

A hardy, densely-branched variety of Baby's Breath. Vigorously grows lightly scented white flowers above its grayish-green clump of foliage. A great filler plant and cut flower.



## SUN PERENNIALS | HELIANTHUS - HELIOPSIS



'HAPPY DAYS'

**PERENNIAL SUNFLOWER****Helianthus 'Happy Days'**

24"H x 12-18"W

**Bloom Time: Midsummer to Early Fall**

A dwarf perennial that forms an upright mound of dark green foliage. Purple stems display large golden yellow blooms with anemone-like centers and short petals from midsummer to early fall. A great option for the middle of a flower border.



'SUMMER SUN'

**FALSE SUNFLOWER****Heliopsis 'Summer Sun'**

24-36"H x 24-30"W

**Bloom Time: Mid to Late Summer**

A cheery perennial that produces an abundance of golden yellow, semi-double daisy flowers. Blooms emerge from its bushy, dark green foliage, atop sturdy stems in midsummer. Excellent for the back of the border and mass planting.



'SUNSTRUCK'

**FALSE SUNFLOWER****Heliopsis 'Sunstruck'**

14-16"H x 12-14"W

**Bloom Time: Early to Late Summer**

The 'Sunstruck' boasts a compact mound of stunning cream and green variegated foliage. A plethora of lovely golden yellow, daisy-like flowers bloom, starting in midsummer. Excellent for the middle of the border and mass planting.



'DOUBLE SUNSTRUCK'

**FALSE SUNFLOWER****Heliopsis 'Double Sunstruck'**

14-16"H x 12-14"W

**Bloom Time: Early to Late Summer**

This selection forms a mound of cream and green variegated foliage that bears a profusion of intense golden yellow, daisy-like, double flowers. Excellent for the middle of the border and mass planting. Makes a great cut flower.



## HEMEROCALLIS | SUN PERENNIALS

### DAYLILY

#### *Hemerocallis* spp.

An old-fashioned favorite that's often referred to as the 'perfect perennial'. Daylilies boast large fragrant blooms atop strappy mounds of foliage. This easy-to-grow perennial comes in a wide array of vibrant colors and is both heat and drought tolerant. They are ideal for shrub borders, perennial borders, or containers.

#### (Re)-Rebloomer

Several varieties that we carry are considered repeat bloomers and will flush out again if deadheaded.



'ADORABLE TIGER'

26"H x 18-24"W  
Bloom Time: Early to Midsummer



'BELA LUGOSI'

3"H x 18-24"W  
Bloom Time: Mid to Late Summer



'BLACKTHORNE'

24"H x 18-24"W  
Bloom Time: Early to Midsummer



'CHEROKEE STAR'

32"H x 18-24"W  
Bloom Time: Early to Midsummer



'DESERT FLAME'

36"H x 18-24"W  
Bloom Time: Mid to Late Summer (Re)



'EARLY SNOW'

29"H x 18-24"W  
Bloom Time: Early to Midsummer (Re)



'EL DESPERADO'

28"H x 18-24"W  
Bloom Time: Late Summer to Early Fall



'ERIN LEA'

24"H x 18-24"W  
Bloom Time: Mid to Late Summer



## SUN PERENNIALS | HEMEROCALLIS



'FOOLED ME'

24"H x 18-24"W  
Bloom Time: Early to Midsummer



'FRAGRANT RETURNS'

18"H x 18"W  
Bloom Time: Early Summer to Fall (Re)



'GOING BANANAS'

17"H x 18-24"W  
Bloom Time: Midsummer to Early Fall



'HAPPY RETURNS'

18"H x 18-24"W  
Bloom Time: Early to Late Summer (Re)



'INWOOD'

24"H x 18-24"W  
Bloom Time: Midsummer to Fall (Re)



'JUDY JUDY'

28"H x 18-24"W  
Bloom Time: Mid to Late Summer



'LAVENDER BLUE BABY'

28"H x 18-24"W  
Bloom Time: Mid to Late Summer (Re)



'MARQUEE MOON'

24"H x 18-24"W  
Bloom Time: Mid to Late Summer



'MIDNIGHT RAIDER'

30"H x 18-24"W  
Bloom Time: Mid to Late Summer (Re)



## HEMEROCALLIS | SUN PERENNIALS



'MIGHTY CHESTNUT'

30"H x 18-24"W  
Bloom Time: Mid to Late Summer



'NEW LAVENDER TRIUMPH'

24"H x 18-24"W  
Bloom Time: Mid to Late Summer



'NOSFERATU'

26"H x 18-24"W  
Bloom Time: Mid to Late Summer



'PASSIONATE RETURNS'

12-18"H x 12-18"W  
Bloom Time: Midsummer to Early Fall (Re)



'PRIMAL SCREAM'

24-34"H x 18-24"W  
Bloom Time: Mid to Late Summer



'PURPLE D'ORO'

20"H x 18-24"W  
Bloom Time: Mid to Late Summer (Re)



'RED RAZZMATAZZ'

32"H x 18-24"W  
Bloom Time: Mid to Late Summer (Re)



'ROMANTIC RETURNS'

25"H x 18-24"W  
Bloom Time: Early to Midsummer



'RUBY SPIDER'

28"H x 18-24"W  
Bloom Time: Late Summer to Early Fall



## SUN PERENNIALS | HEMEROCALLIS



'RUBY STELLA'

16-20"H x 12-15"W  
Bloom Time: Early to Midsummer



'SILOAM DOUBLE CLASSIC'

16"H x 18-24"W  
Bloom Time: Early to Midsummer



'SOUTH SEAS'

30"H x 18-24"W  
Bloom Time: Early to Midsummer



'STELLA D'ORO'

10-12"H x 10-12"W  
Bloom Time: Early to Midsummer (Re)



'STOLEN TREASURE'

26"H x 18-24"W  
Bloom Time: Mid to Late Summer



'STORM SHELTER'

24"H x 18-24"W  
Bloom Time: Mid to Late Summer (Re)



'SUNDAY GLOVES'

28"H x 18-24"W  
Bloom Time: Mid to Late Summer (Re)

**AN OLD-FASHIONED FAVORITE THAT IS OFTEN REFERRED TO AS THE 'PERFECT PERENNIAL'. DAYLILIES BOAST LARGE FRAGRANT BLOOMS ATOP STRAPPY MOUNDS OF FOLIAGE. THIS EASY-TO-GROW PERENNIAL IS BOTH HEAT AND DROUGHT TOLERANT.**



FTN  
FAVORITE

# ROSE MALLOW

Hardy Hibiscus spp.

48-60"H x 36-60"W

Bloom Time: Mid to Late Summer

Rose Mallow is valued for its alluring dinner plate-sized, exotic flowers and lovely green foliage. Blooms begin in midsummer and continue through late summer. This easy-to-grow perennial will add a tropical flair to any landscape. Plant in mass or as a specimen in the back of a sunny border.



'MARS MADNESS'



'MIDNIGHT MARVEL'




'PLUM CRAZY'



'STARRY STARRY NIGHT'



'SUMMER IN PARADISE'



'VINTAGE WINE'





## SUN PERENNIALS | HIBISCUS

**SUMMERIFIC® ROSE MALLOW**

Hardy Hibiscus spp.

48-60"H x 48-60"W

**Bloom Time: Midsummer to Early Fall**

Enjoy extremely large blooms with Summerific® Rose Mallow. This vigorous perennial has flower buds that abundantly cover the plant all the way up the stems, allowing for much longer blooming periods than most Hibiscus. Flowers contrast nicely against its dark foliage. Great as a centerpiece or backdrop in a sunny border. Great for containers too.



'BERRY AWESOME'



'HOLY GRAIL'

**ROSE MALLOW PROVIDES A LATE-SEASON SUPPLY OF COLOR WITH ITS MASSIVE, DINNER PLATE-SIZED, EXOTIC FLOWERS. POLLINATORS SUCH AS BEES AND BUTTERFLIES ALSO APPRECIATE THE LATE-SEASON SUPPLY OF NECTAR!**

**LUNA DWARF ROSE MALLOW**

Hardy Hibiscus spp.

24-36"H x 24-36"W

**Bloom Time: Mid to Late Summer**

Extremely large blooms that we have come to know and expect with Rose Mallow, but on a smaller more manageable plant. Blooms begin in midsummer and continue in abundance through late summer. Plant in shrub borders or containers for dramatic summer blooms.



'LUNA PINK SWIRL'



'LUNA RED'



'LUNA ROSE'



'LUNA WHITE'



## IRIS | SUN PERENNIALS

### TALL BEARDED IRIS

*Iris* spp.

24-36"H x 12-24"W

**Bloom Time: Late Spring to Early Summer**


Bearded Irises should be considered for any garden. Their alluring blooms are marked by having 3 upright petals (standards) and 3 drooping petals (falls), displaying a fuzzy line or beard in their center. Use these easy-to-grow perennials in garden beds, borders, containers, and more.



'ARMAGEDDON'



'AUTUMN CIRCUS'



'BATIK'



'BERNICE'S LEGACY'



'BREAKERS'



'CITY LIGHTS'



'EARL OF ESSEX'



'EDITH WOLFORD'



'FIREBREATHER'



'HARVEST OF MEMORIES'



'IMMORTALITY'



## SUN PERENNIALS | IRIS



'SPEEDING AGAIN'



'SWINGTOWN'



'VIOLET TURNER'



'BUTTER &amp; SUGAR'



'VARIEGATA WHITE'



'VARIEGATA YELLOW'

**SIBERIAN IRIS****Iris 'Butter & Sugar'**

24-30"H x 24-30"W

**Bloom Time: Mid to Late Spring**

White standards with creamy yellow falls, mark the delicately flowered 'Butter & Sugar' Siberian Iris. This easy-to-grow perennial makes a great addition to beds and borders.

**SWEET IRIS****Iris 'Variegata White'**

24-36"H x 12-18"W

**Bloom Time: Late Spring to Early Summer**

The 'Variegata White' is a Bearded Iris, prized for its gray-green and creamy-white foliage and blue purple, sweetly-scented blooms. Plant this vigorous perennial in beds or borders.

**SWEET IRIS****Iris 'Variegata Yellow'**

24-36"H x 12-18"W

**Bloom Time: Late Spring to Early Summer**

The 'Variegata Yellow' is a Bearded Iris prized for its tri-colored, green, white and yellow foliage and violet-blue, sweetly-scented blooms. Plant this vigorous perennial in beds or borders.

## IRIS DIVIDING HOW-TO

### DIG UP A CLUMP

Iris benefit from division every 3-5 years. Old, over-crowded clumps will stop flowering and even die out in time. The best time to divide Iris is during summertime. Use a fork or spade to gently lift the clump.

### LAY OUT THE PLANTS

Wash off rhizomes and use a knife or pruners to cut into pieces. Ideally, each segment should have a leaf fan. Cut the fan down to 6 inches. It is important to check for soft, squishy rhizomes and dispose of the pieces.

### TIME TO PLANT

Replant in a sunny location with the rhizome right at or just below the soil level, with the roots spreading out. Planting too deep can cause the rhizome to rot or the Iris to not bloom. Water in the new Iris and provide a good soaking once a week until established.



# RED HOT POKER

*Kniphofia* spp.

**Bloom Time: Early to Late Summer**

Red Hot Pokers set forth brilliantly colored, erect spikes that resemble glowing pokers, hence its name. Their long-lasting blooms rise above adorned clumps of arching, grassy leaves. Plant with Yarrow, Daylilies, and Coneflowers to add flair to any garden.

- **Backdraft** 30-36"H x 30-36"W
- **Echo Mango** 24-26"H x 12-24"W
- **Fire Dance** 18-20"H x 15-18"W
- **Flash Point** 48-54"H x 30-36"W
- **Lucky Lemons** 40-48"H x 30-36"W
- **Orange Blaze** 24-30"H x 18-24"W
- **Papaya Popsicle** 12-14"H x 12-18"W
- **Rockets Red Glare** 30-36"H x 18-24"W
- **Solar Flare** 36-42"H x 24-30"W



'BACKDRAFT'



'ECHO MANGO'



'FIRE DANCE'



'FLASH POINT'



'LUCKY LEMONS'



'ORANGE BLAZE'



'PAPAYA POPSICLE'



'ROCKETS RED GLARE'



'SOLAR FLARE'



## SUN PERENNIALS | LAVANDULA

**ENGLISH LAVENDER****Lavandula spp.**

English Lavender is cherished for its aromatic spikes of bluish-purple flowers, and equally attractive gray-green to blue-green foliage. This low-maintenance perennial will provide midsummer color that sways gently in a summer breeze. Great for edging, borders, beds, and mass planting. Plant with shorter annuals in front and taller shrubs in back to create a lovely garden scene.



'BIG TIME BLUE'

12-24"H x 12-16"W

Bloom Time: Early to Late Summer



'ESSENCE PURPLE'

18"H x 18-24"W

Bloom Time: Early Summer to Early Fall



'HIDCOTE'

12-20"H x 20-24"W

Bloom Time: Late Spring to Midsummer



'LAVANCE PURPLE'

12"H x 16-20"W

Bloom Time: Early to Late Summer



'MUNTSTEAD'

20-24"H x 24-30"W

Bloom Time: Late Spring to Midsummer



'SILVER MIST'

16-20"H x 12-16"W

Bloom Time: Midsummer to Early Fall



'SUPER BLUE'

10-12"H x 10-12"W

Bloom Time: Early to Late Summer



## LEUCANTHEMUM | SUN PERENNIALS

### SHASTA DAISY

#### *Leucanthemum* spp.

The Shasta Daisy is a cheery perennial that will reward you with an abundance of blooms, for a long period of time, and with little effort. These low-maintenance plants offer a variety of flower choices that include single, double, quilled, and fringed forms that radiate from their sunny yellow center. Not only are the flowers beautiful, but the foliage is lovely too. Shastas are great for perennial borders, mixing effortlessly with other plants. They also make a wonderful cut flower. Remove spent flower heads to encourage continuous blooming.



'BANANA CREAM'

15-18"H x 15-18"W  
Bloom Time: Early to Late Summer



'BECKY'

36-48"H x 24-36"W  
Bloom Time: Midsummer to Early Fall



'DAISY MAY'

12-24"H x 10-14"W  
Bloom Time: Early to Late Summer



'GOLDFINCH'

18-20"H x 18-24"W  
Bloom Time: Early to Late Summer



'REAL CHARMER'

14-20"H x 16-18"W  
Bloom Time: Early to Late Summer



'REAL DREAM'

16-18"H x 12-15"W  
Bloom Time: Early to Late Summer



'REAL GLORY'

30-36"H x 15-18"W  
Bloom Time: Early to Late Summer



'REAL SUNBEAM'


16-18"H x 18-24"W  
Bloom Time: Early to Late Summer



## SUN PERENNIALS | LEUCANTHEMUM - LIATRIS



20"H x 28"W  
Bloom Time: Early to Late Summer



12-15"H x 12"W  
Bloom Time: Early to Late Summer



15"H x 22"W  
Bloom Time: Early to Late Summer

**THE SHASTA DAISY IS A CHEERY PERENNIAL THAT WILL REWARD YOU WITH AN ABUNDANCE OF BLOOMS, FOR A LONG PERIOD OF TIME, AND WITH LITTLE EFFORT. THEY ALSO MAKE TERRIFIC, LONG-LASTING CUT FLOWERS.**

**BLAZING STAR*****Liatris* spp.**

Blazing star is known for its grassy foliage and distinctive spikes of fuzzy, bottle-brush-like flowers. This clump-forming perennial displays its butterfly-attracting blooms from mid to late summer. Mass plant in perennial borders or cottage gardens for a strong vertical accent. Mixes well with Rudbeckia and Echinacea.



36-48"H x 16-20"W  
Bloom Time: Mid to Late Summer



18-30"H x 12-16"W  
Bloom Time: Early to Midsummer



## LILY | SUN PERENNIALS

### ASIATIC LILY

#### Asiatic Lily spp.

Asiatic Lilies are among the easiest to grow and earliest to bloom, starting in early to midsummer. They offer an array of colors, that include soft pastels, bicolor, vibrant fiery oranges, and more. This clump-forming plant has a high bud count and a long blooming period that displays large exotic, 4-6-inch-wide blooms. Great for garden beds, borders, patios, containers, and more.



'BRUNELLO'

24-36"H x 15-18"W  
Bloom Time: Early to Midsummer



'MATRIX'

16-20"H x 9-12"W  
Bloom Time: Early to Late Summer



'MATRIX ORANGE'

16-20"H x 9-12"W  
Bloom Time: Early to Midsummer



'TANGO PASSION'

16-18"H x 12-14"W  
Bloom Time: Early to Midsummer



'TINY DIAMOND'

12-16"H x 10-12"W  
Bloom Time: Early to Midsummer



'TINY DINO'

12-14"H x 10-12"W  
Bloom Time: Early to Midsummer



'TINY ICON'

14-16"H x 10-12"W  
Bloom Time: Early to Midsummer



'TINY TOONS'

12-14"H x 10-12"W  
Bloom Time: Early to Midsummer



## SUN PERENNIALS | LILY

**ORIENTAL LILY****Oriental Lily spp.**

Oriental Lilies are often referred to as Stargazers, as their blooms tend to point up toward the sky. They produce show-stopping, intensely fragrant, trumpet-shaped blooms. They are usually the last lilies to bloom, providing mid to late summer color. Plant in borders, pots or containers. Also popular as a cut flower.



'CONCA D'OR'

36-48"H x 12-24"W  
Bloom Time: Mid to Late Summer



'STARGAZER'

24-36"H x 12-24"W  
Bloom Time: Mid to Late Summer

**TIGER LILY****Tiger Lily spp.**

Tiger Lilies are an old-fashioned plant with stunning spotted blooms that give the appearance of a tiger's skin, hence its name. Plant in the back of a perennial border for a striking color contrast. Perfect for containers and also makes a great cut flower.



'CITRONELLA'

36-48"H x 12-18"W  
Bloom Time: Mid to Late Summer



'PINK TIGER'

48-60"H x 12-18"W  
Bloom Time: Mid to Late Summer



'SPLENDENS'

36-48"H x 12-18"W  
Bloom Time: Mid to Late Summer



'TIGER WOODS'

36-48"H x 12-18"W  
Bloom Time: Mid to Late Summer



## LYCHNIS - MALVA | SUN PERENNIALS

### MALTESE CROSS

#### *Lychnis* 'Maltese Cross'

An easy-to-grow perennial that will add a bold splash of color with its clumps of lush bright-green foliage and clusters of scarlet-red flowers. Perfect for perennial borders and cottage gardens. Makes an excellent cut flower.



'MALTESE CROSS'

24-48"H x 10-12"W  
Bloom Time: Early to Late Summer




'ORANGE GNOME'

12-16"H x 9-12"W  
Bloom Time: Early to Midsummer

### LOOSESTRIFE

#### *Lysimachia* 'Beaujouis'

A clump-forming, sturdy perennial that boasts charming wine-red flower spikes on upright stems, from late summer to early fall. Its foliage is an attractive silver-green with lance-shaped leaves. A great plant for borders and containers.



'BEAUJOLAIS'

16-20"H x 14-16"W  
Bloom Time: Late Spring to Early Fall



'GOOSENECK'

24-36"H x 24-48"W  
Bloom Time: Mid to Late Summer

### ZEBRA MALLOW

#### *Malva* 'Zebrina'

Zebra Mallow is a tough perennial that forms an upright, bushy mound of green foliage. Striking 2-inch, 5-petaled, pink flowers with exotic deep raspberry-purple veins bloom in abundance from early summer until frost. Makes an excellent option for beds, sunny borders, cottage gardens, and containers.



'ZEBRINA'

24-48"H x 18-24"W  
Bloom Time: Early Summer to Mid Fall






## BEE BALM

**Monarda spp.**


18-24"H x 18-32"W

**Bloom Time: Mid to Late Summer**


Bee Balm is an easy-to-grow, clump-forming perennial with distinct, brightly colored flowers with tubular petals. Blooms rise on well-branched stems above its dark green aromatic leaves, starting in midsummer. Bee Balm attracts droves of butterflies and hummingbirds. An excellent choice for containers, mass planting, or as an accent plant.



'BLUE MOON'



'BUBBLE GUM BLAST'



'CHERRY POPS'

## DWARF VARIETIES

10-12"H x 10-18"W

**Bloom Time: Mid to Late Summer**

Compact varieties are an excellent choice for containers, mass planting, or as an accent plant.



'BALMY LILAC'



'BALMY ROSE'



'GRAND MUM'



'PARDON MY PINK'



'PARDON MY PURPLE'



'PETITE DELIGHT'

'GRAPE GUMBALL'





## LUPINE

**Lupinus spp.**

24-36"H x 12-24"W

**Bloom Time: Late Spring to Early Summer**

Lupine is a stunning perennial that features showy, upright spires of densely-packed flowers that rise on sturdy stems above its bushy clumps of palmate, green leaves. Blooms come in a variety of colors and are put on display for several weeks, starting in late spring. Lupines will make a great addition to cottage gardens, beds, and borders. They also make a lovely cut flower. Deadhead faded flowers to promote additional blooms.





SUN PERENNIALS | LUPINUS



'BLACKSMITH'



'DESERT SUN'



'MANHATTAN LIGHTS'



'MASTERPIECE'



'PERSIAN SLIPPER'



'RED RUM'




# CATMINT

*Nepeta* spp.

12-24"H x 12-30"W

**Bloom Time: Early Summer to Early Fall**


Catmint is prized for its neat and tidy mounds of aromatic, gray-green foliage and billowy clusters of soft lavender-blue flowers. This heat-tolerant, easy-to-care for perennial provides a long period of color, blooming from early summer to early fall. A perfect option for edging beds, pathways, or planting under flowering shrubs, such as roses.



'KITTEN AROUND'



'NEPTUNE'



'PURRSIAN BLUE'



'WALKERS LOW'



'CAT'S MEOW'



## SUN PERENNIALS | OENOTHERA

## EVENING PRIMROSE

*Oenothera* spp.

Evening Primrose features large 2-3-inch, saucer-shaped flowers that rise on stems atop its lance-shaped, medium to dark green leaves. Its blooms open up starting in mid-afternoon to early evening and remains open until late morning. Primrose is drought tolerant and can grow in poor soils. It makes an excellent choice for beds, borders, rock gardens, and cottage gardens.



'OZARK SUNDROPS'

6-12"H x 12-18"W

Bloom Time: Late Spring to Early Fall



'SISKIYOU'

6-8"H x 12-15"W

Bloom Time: Late Spring to Midsummer

## EARLY BLOOMERS

### START THE SEASON WITH COLOR

Wake up your perennial garden with a burst of early season bloomers. The welcome sight of Creeping Phlox, Dianthus, and Candytuft are a beacon of encouragement that spring is really here to stay. Although most early blooming perennials pause the show during the hot summer months, their opening arrival is key to a well-planned perennial garden.

## WHAT TO PLANT

BARRENWORT (P. 15)

BLEEDING HEART (P. 13)

CATMINT (P. 80)

COLUMBINE (PP. 5-7)

CREEPING PHLOX (P. 108)

EVENING PRIMROSE (P. 81)

EVERGREEN CANDYTUFT (P. 104)

LENTEN ROSE (PP. 18-19)

LILY OF THE VALLEY (P. 81)

LUNGWORT (PP. 32-33)

PIG SQUEAK (P. 10)

PINKS (P. 50)

SIBERIAN BUGLOSS (P. 10)

SOLOMON'S SEAL (P. 32)

TALL BEARDED IRIS (PP. 68-69)

VIRGINIA BLUEBELLS (P. 31)

WOOD FORGET-ME-NOT (P. 107)

## SUMMER BLOOMERS

### CONTINUE THE SEASON WITH COLOR

Keep the color going strong through summer and well into September. Below is a list that is loaded with sun-loving, summer-blooming perennials, such as Yarrow, Coneflowers, Hibiscus, and more. Summer blooms not only provide a welcomed source of color, but they are a source of nectar for our pollinating friends, too. Add in an ornamental bird bath to encourage more wildlife.

## WHAT TO PLANT

BALLOON FLOWER (P. 90)

BEE BALM (P. 77)

BEEBLOSSOM (P. 58)

BLACK-EYED SUSAN (P. 90)

CONEFLOWER (PP. 52-54)

DAYLILY (PP. 62-65)

ENGLISH LAVENDER (P. 71)

GARDEN PHLOX (PP. 88-89)

JUPITER'S BEARD (P. 46)

MEADOW SAGE (PP. 91-92)

RED HOT POKER (P. 70)

ROSE MALLOW (PP. 66-67)

RUSSIAN SAGE (P. 87)

SHASTA DAISY (PP. 72-73)

SPEEDWELL (P. 98)

STONECROP (PP. 94-95)

TICKSEED (PP. 47-48)

YARROW (P. 36)



## PAEONIA | SUN PERENNIALS

### PEONY

*Paeonia* spp.

24-36"H x 24-36"W

**Bloom Time:** Late Spring to Early Summer

A classic mainstay of the perennial garden. These hardy, shrub-like plants are low maintenance and can live for decades. Peonies are coveted for their elegant blooms with incurved petals and rich fragrance. Plant as a specimen or in groups. They are also effective as an informal hedge. Makes a lovely cut flower.



'BARTZELLA'



'CORAL CHARM'



'CORAL SUNSET'



'DR. ALEXANDER FLEMING'



'DUCHESS DE NEMOURS'




'EDULIS SUPERBA'



'FESTIVA MAXIMA'




'JAMES R MANN'



'KANSAS'




'KRINKLED WHITE'




'PAULA FAY'




## SUN PERENNIALS | PAEONIA




'HAWAIIAN CORAL'




'RACHEL'



'RED CHARM'



'ROSEA PLENA'



'RUBRA PLENA'



'SARAH BERNHARDT'



'SHIRLEY TEMPLE'



'SORBET'



'WALTER FAXON'



**PEONIES ARE HARDY, SHRUB-LIKE PLANTS THAT ARE LOW MAINTENANCE AND CAN LIVE FOR DECADES. THEY ARE COVETED FOR THEIR ELEGANT BLOOMS WITH INCURVED PETALS AND RICH FRAGRANCE.**



## PAEONIA | SUN PERENNIALS

### TREE PEONY


*Paeonia* spp.

36–60"H x 36–60"W

**Bloom Time:** Mid to Late Spring

Tree Peonies are a larger, thick-woody relative of the herbaceous peony.

They are prized for their attractive foliage and fragrant, showy blooms that emerge earlier than traditional Peonies. Tree Peonies work great as a backdrop to other plants. They also make a lovely hedge or accent plant.



## PEONY CARE

Peonies are one of the least fussy plants: living for 50 years or more without care. They do have a short bloom season. Here is some info and tips for getting the most out of your peonies:

### PLANTING PEONIES

Peonies are sold in two different fashions, as plants (and planted in the spring) or bare root (and planted in the fall).

### WHERE TO PLANT

Plant in an area that receives at least 6 hours of direct sunlight and that provides plenty of room to grow.

### FERTILIZATION

Fertilize once or twice a season with a slow-release, organic, low-Nitrogen fertilizer, like Tomato-Tone.



# SHOW ME THE BLOOMS!

---

## ARE YOUR PEONIES STILL NOT BLOOMING? HERE IS A CHECKLIST FOR POTENTIAL REASONS WHY A PEONY IS BUDDING, BUT NOT OPENING OR NOT BUDDING AT ALL.

---

### SUNLIGHT

Sunlight, or lack thereof, would be the first and most obvious factor to consider. Peonies require full sun, meaning that they need to receive at least 6 hours of direct sunlight. If they are not receiving adequate sunlight, you can relocate them in the fall to a sunnier area.

### DEPTH

Some of a Peony's roots are underground stems, making it important not to plant them too deep. There should not be more than 2 inches of soil covering the top of the roots. This is not just an issue for newly planted Peonies, but for older ones too. Older, more established Peonies can often suffer from years of compost and/or mulch piling atop the crowns. To fix this, gently dig and lift the roots during the fall to raise them closer to the surface.

### NEW PLANTING

When planting a new Peony, patience is a virtue. It can take up to three years for a young Peony to develop a strong root system that will reward you. However, once established, these durable plants can stand 3 feet tall, producing up to 50 flowers per year, thriving year after year for decades. So, while a little bit of patience may be required at first, the payoff is well worth the wait.

### FERTILIZING

Feed your Peonies sparingly with a low nitrogen fertilizer, once or twice a year. This will help to encourage healthy blooms. Avoid high nitrogen fertilizers, as they can encourage too much foliage, without the sought-after blooms. Also, make sure they are not getting hit by lawn food, when feeding your lawn.

### BLOOM CUTTING

During the first few years when Peonies are establishing roots, it is best to allow the plant to retain its foliage, only cutting a few stems. This will allow the new plant to put maximum effort and energy into building its root system. Once your Peony plant is mature, cut the dead blossoms along with about 6 inches of the stem before seed pods form.

---

## FUNGUS AND INSECTS

---

### FUNGUS

Peonies can get a fungus which does not stop them from blooming but causes the blooms and foliage to develop an ugly black spotting. When you notice this beginning to occur, cut off and dispose of the infected area. Applying a fungicide the following spring will help to prevent a recurring problem.

### THRIPS

If your Peony blooms are only opening partially, or opening for about a week, only to have the buds not open any more, thrips could be the culprit. Thrips are tiny insects that chew on delicate flower tissue, which can result in peony blooms not opening. If you suspect this is the issue, spray with an acephate systemic insecticide. Consider applying the following spring, as well, when sprouts begin to appear.

### ANTS

Peony buds release a sweet substance that causes certain varieties to attract ants. The good news is that ants are harmless to the plant and will typically disappear once the bloom is open. Because of this, we recommend that you refrain from using an insecticide that can contain potentially harmful chemicals. When cutting peony blooms to bring indoors, simply shake the flowers upside down or immerse them in a bucket of water to remove any potential ants.



## PAPAVER - PENSTEMON | SUN PERENNIALS

### ORIENTAL POPPY

#### *Papaver spp.*

Add a punch of color with Oriental Poppies. Large, paper-thin, cup-shaped flowers with beautifully contrasting dark eyes, emerge from clumps of ferny foliage. The delicate blooms become translucent with sunlight, standing firm on sturdy stems. Plant in small groups to add a lovely addition to borders, beds, rock gardens, or cottage gardens. Plant amongst later blooming perennials to hide foliage as it dies back.



'BEAUTY OF LIVERMERE'

28-36"H x 18-24"W

Bloom Time: Late Spring to Early Summer



'PRINCE OF ORANGE'

30"H x 18-24"W

Bloom Time: Late Spring to Early Summer

### BEARDTONGUE

#### *Penstemon spp.*

Beardtongue plants are an easy-to-care for native perennial that produces tubular flowers on tall spikes. With different shades of foliage and colorful blooms to choose from, you can choose between adding a dramatic color contrast or a lovely pop of color to your garden. Plant in mass to add vertical interest to sunny borders or pollinator gardens. Loved by pollinators and a favorite to hummingbirds.



'BLACKBEARD'

28-34"H x 24"W

Bloom Time: Mid-Spring to Summer



'DAKOTA BURGUNDY'

12-24"H x 18-20"W

Bloom Time: Mid to Late Summer



'DARK TOWERS'

30-36"H x 30"W

Bloom Time: Early to Midsummer



'ELFIN PINK'

12-18"H x 12-18"W

Bloom Time: Early to Midsummer




'HUSKER RED'

30-36"H x 12-18"W

Bloom Time: Late Spring to Early Summer



## SUN PERENNIALS | PENSTEMON - PEROVSKIA



'PRAIRIE DUSK'

24-30"H x 12-18"W  
Bloom Time: Early to Midsummer



'MIDNIGHT MASQUERADE'

36-40"H x 28-32"W  
Bloom Time: Early to Midsummer



'RED RIDING HOOD'

24-30"H x 18-24"W  
Bloom Time: Late Spring to Midsummer

**RUSSIAN SAGE*****Perovskia* spp.**

Russian Sage is a vigorous, easy-to-care for, sun-loving perennial that thrives in the heat. It produces long-lasting, tall spikes of lavender-blue flower clusters that stand above its finely textured, aromatic, gray-green foliage. Plant by itself or in groups. This plant makes a great companion to Asters, Butterfly Bush, Coneflowers, and more.



'BLUE JEAN BABY'

28-34"H x 36"W  
Bloom Time: Midsummer to Mid-Fall



'CRAZY BLUE'

16-18"H x 14-16"W  
Bloom Time: Late Spring to Early Fall



'DENIM N LACE'

28-32"H x 34-38"W  
Bloom Time: Midsummer to Mid-Fall



'LACEY BLUE'

18-24"H x 24-26"W  
Bloom Time: Early Summer to Early Fall



'LITTLE SPIRE'

18-24"H x 18-24"W  
Bloom Time: Midsummer to Mid-Fall



# GARDEN PHLOX

*Phlox* spp.

30-48" H x 18-24" W

**Bloom Time: Mid to Late Summer**

Garden Phlox is a garden classic, often being used as a background border plant. This upright, clump-forming perennial boasts densely packed, large dome-shaped clusters of blooms that give off a sweet fragrance. An excellent option for perennial borders. Plant as a specimen or in groups. Loved by hummingbirds and butterflies.



'DAVID'



'FASHIONABLY EARLY FLAMINGO'



'LAURA'



'NICKY'





## SUN PERENNIALS | PHLOX

**DWARF GARDEN PHLOX****Phlox spp.**

This upright, clump-forming perennial boasts densely packed, large dome-shaped clusters of fragrant blooms, on a shorter plant. Dwarf Garden Phlox is fast growing and has improved disease resistance. Makes a great companion plant to Coneflowers, Shasta Daisies, Delphinium, Speedwell, and more. Loved by hummingbirds and butterflies.



'EARLY START PINK'

12-16"H x 12-16"W  
Bloom Time: Early to Midsummer



'EARLY START RED'

12-16"H x 12-16"W  
Bloom Time: Early to Midsummer



'EARLY START VELVET'

12-16"H x 12-16"W  
Bloom Time: Early to Midsummer



'CORAL FLAME'

15-18"H x 15-18"W  
Bloom Time: Mid to Late Summer



'LIGHT PINK FLAME'

15-18"H x 15-18"W  
Bloom Time: Mid to Late Summer



'PINK FLAME'

15-18"H x 15-18"W  
Bloom Time: Mid to Late Summer



'PURPLE FLAME'

15-18"H x 15-18"W  
Bloom Time: Mid to Late Summer



'WHITE FLAME'

15-18"H x 15-18"W  
Bloom Time: Mid to Late Summer



## PLATYCODON - RUDBECKIA | SUN PERENNIALS

### BALLOON FLOWER

#### *Platycodon sp.*

Balloon Flower is a compact perennial that produces an abundance of balloon-like buds that open up into bell-shaped, violet blue, double flowers. This reliable bloomer provides a long season of color, blooming throughout the summer. Plant in groups for a desirable effect. Makes an excellent addition to garden beds, borders, or containers. Virtually pest and disease free.



'DOUBLE BLUE'

24"H x 12-18"W

Bloom Time: Early to Late Summer

### BLACK-EYED SUSAN

#### *Rudbeckia 'Goldsturm'*

Black-Eyed Susan 'Goldsturm' is a highly popular perennial that produces masses of brilliant golden yellow flowers with contrasting dark brown centers. This low-maintenance plant is fast growing, easy-to-care, and unbothered by insects and drought. Plant in mass for a desirable effect. Makes a long-lasting cut flower.

#### *Rudbeckia 'Prairie Glow'*

Black-Eyed Susan 'Prairie Glow' is a bushy perennial that produces masses of vibrant red orange flowers with yellow tips. This low-maintenance plant is fast growing, easy-to-care for, and unbothered by insects and drought. Plant in mass for a desirable effect. Makes a long-lasting cut flower.



'GOLDSTURM'

24-36"H x 18-24"W

Bloom Time: Midsummer to Mid-Fall



'PRAIRIE GLOW'

36-48"H x 18-24"W

Bloom Time: Midsummer to Late Fall

**BLACK-EYED SUSAN IS A CLASSIC PERENNIAL FLOWER THAT IS ESTEEMED FOR ADDING LOADS OF LATE-SEASON COLOR TO GARDENS. THIS NORTH AMERICAN WILDFLOWER ALSO ATTRACTS BUTTERFLIES, BEES, AND OTHER POLLINATORS.**



## MEADOW SAGE

*Salvia* spp.

*Salvia* boasts vertical spikes of densely-packed flowers that come in a variety of colors, such as blue, pink, purple, and white. These reliable perennials provide long periods of color and are easy to grow, as they thrive in average soils and are very drought tolerant. *Salvia* combines effortlessly with ornamental grasses and other perennials. Remove spent flowers to promote further blooming.

- **Bumbleberry** 10-12"H x 12-14"W  
Bloom Time: Early to Midsummer
- **Bumblesky** 14-16"H x 18-20"W  
Bloom Time: Early to Midsummer
- **Midnight Model** 22-24"H x 20-24"W  
Bloom Time: Late Spring to Early Summer



'BUMBLEBERRY'



'BUMBLESKY'



'MIDNIGHT MODEL'



**SALVIA | SUN PERENNIALS**



'BLUE MARVEL'

12-14"H x 14-16"W  
Bloom Time: Early to Midsummer



'CARADONNA'

18"H x 24"W  
Bloom Time: Early Summer to Early Fall




'DEEP BLUE'

10-12"H x 12-16"W  
Bloom Time: Early to Midsummer



'LYRICAL WHITE'

20-24"H x 20-24"W  
Bloom Time: Early to Midsummer



'MAY NIGHT'

18-24"H x 18-24"W  
Bloom Time: Early to Midsummer



'NEW DIMENSION BLUE'

8-10"H x 12-18"W  
Bloom Time: Early to Late Summer



'PRETTY IN PINK'

22-24"H x 18-20"W  
Bloom Time: Late Spring to Early Summer



'ROSE MARVEL'

10-12"H x 10-12"W  
Bloom Time: Early to Late Summer



'SNOW HILL'

20"H x 12-18"W  
Bloom Time: Early to Late Summer



## SUN PERENNIALS | SCABIOSA - SCUTELLARIA

**PINCUSHION FLOWER****Scabiosa spp.**

Pincushion Flowers are prized for their long, non-stop blooming periods that begin in spring and continue through fall. This perennial gets its name from its interesting flowers that resemble little pincushions. Pincushion Flowers are a great option for edging, adding into pots, or planting in the front of the garden border. Plant in mass for a lovely effect.



'FLUTTER DEEP BLUE'

12-14"H x 10-12"W

Bloom Time: Mid-Spring to Early Fall



'FLUTTER ROSE PINK'

12-14"H x 10-12"W

Bloom Time: Mid-Spring to Early Fall

**CHINESE SKULLCAP****Scutellaria sp.**

Chinese skullcap is a low-growing perennial with blue-purple, tubular flowers. This plant gets its name due to its blooms that have a helmet shape on the top. Blooms appear in late spring and last into autumn. Its stems, with dark green foliage, spread along the ground and then extend up at the tips. Chinese skullcap has been known to have medicinal value.



'CHINESE SKULLCAP'

12-24"H x 18-24"W

Bloom Time: Late Spring to Early Fall

# CREATE A CUTTING GARDEN

When planning a cutting garden, do not forget to consider perennial flowers. While annual flowers are often the go-to-choice, it is possible to design a lovely cutting garden with perennials alone. Perennials can supply a nice backdrop of foliage after cutting, and they will not require starting from scratch each season. Listed are a few options to consider.

ASIATIC LILY (P. 74)

BELLFLOWER (P. 44)

GARDEN PHLOX (PP. 88-89)

ORIENTAL LILY (PP. 75)

PEONY (PP. 82-84)

SHASTA DAISY (PP. 72-73)

BABY'S BREATH (P. 60)

FALSE SPIREA (PP. 8-9)

LUPINE (P. 78)

PINCUSHION FLOWER (P. 93)

SEA HOLLY (P. 55)

YARROW (P. 36)



## SEDUM | SUN PERENNIALS

### STONECROP

#### *Sedum* spp.

Sedums come in a variety of options, offering a wide array of colors and sizes. These eye-catching perennials form a thick clump of fleshy foliage, topped with flower buds that resemble a head of broccoli. The flower buds open up into tiny, star-shaped flowers, revealing shades of pink, red, or white, beginning in late summer. Sedums are low maintenance, as they are very heat tolerant and can survive drought. They mix well with other plants and are a great option for garden beds, borders, containers, and rock gardens.



'AUTUMN CHARM'

14-18"H x 18"W

Bloom Time: Late Summer to Late Fall



'AUTUMN JOY'

18-24"H x 18-24"W

Bloom Time: Late Summer to Mid-Fall



'BIRTHDAY PARTY'

8-12"H x 12-24"W

Bloom Time: Late Summer to Late Fall



'BLUE SPRUCE'

6-8"H x 12-24"W

Bloom Time: No Significant Blooms



'BUNDLE OF JOY'

10-12"H x 16-20"W

Bloom Time: Late Summer to Early Fall



'CLASS ACT'

16-18"H x 14-20"W

Bloom Time: Late Summer to Late Fall



'CRYSTAL PINK'

12-14"H x 16"W

Bloom Time: Late Summer to Early Fall



'DARK MAGIC'

12-14"H x 20"W

Bloom Time: Late Summer to Early Fall




## SUN PERENNIALS | SEDUM



'DAZZLEBERRY'

6-8"H x 18"W


Bloom Time: Late Summer to Mid-Fall



'ELSIE'S GOLD'

12-24"H x 18-24"W

Bloom Time: Late Summer to Mid-Fall



'FROSTED FIRE'

12-15"H x 18"W

Bloom Time: Late Summer to Mid-Fall



'HOT STUFF'

10-12"H x 12-18"W

Bloom Time: Late Summer to Mid-Fall



'MR GOODBUD'

15-18"H x 12-24"W

Bloom Time: Late Summer to Mid-Fall



'NIGHT EMBERS'

24"H x 24"W

Bloom Time: Midsummer to Early Fall



'THUNDERHEAD'

27-30"H x 24"W

Bloom Time: Late Summer to Late Fall

---

**FOR MANY, SEDUMS ARE THOUGHT OF AS THE PERFECT PLANT. WHEN YOU CONSIDER THEIR LONG SEASON OF BEAUTY, COMBINED WITH THEIR VIGOROUS AND CAREFREE NATURE, YOU MAY COME TO THIS CONCLUSION TOO!**

---



## SILENE - STOKESIA | SUN PERENNIALS

### CATCHFLY

#### *Silene* 'Clifford Moor'

A lovely variegated Catchfly with attractive strap-like leaves that are a forest green with light green edges. Dainty, pink flowers with white centers bloom above the foliage, starting in late summer. A great option for border fronts, rock gardens, or containers.


#### *Silene* 'Rolly's Favorite'

A charming Catchfly that forms a clump of soft green foliage. Tall stems are topped with long-lasting, bright pink clusters of flowers. A great option for border fronts, rock gardens, or containers.



'CLIFFORD MOOR'

12-18"H x 18-24"W  
Bloom Time: Early to Late Summer



'ROLLY'S FAVORITE'

15-20"H x 10-15"W  
Bloom Time: Late Spring to Late Summer



'LUCERNE'

### BLUE-EYED GRASS

#### *Sisyrinchium* 'Lucerne'

6-12"H x 6-9"W

Bloom Time: Late Spring to Early Summer

Noted for its clump-forming, grass-like foliage and violet-blue flowers. A great plant for borders and walkways.



'LITTLE LEMON'

### GOLDENROD

#### *Solidago* 'Little Lemon'

8-12"H x 12-18"W

Bloom Time: Late Summer to Early Fall

A compact plant with an abundance of lemon yellow panicles. Great for fall color in borders and containers.



'FUZZY WUZZY'

### LAMB'S EAR

#### *Stachys* 'Fuzzy Wuzzy'

12-18"H x 12-24"W

Bloom Time: Early Summer

A low-growing spreader, prized for its unique, fuzzy silver foliage. Great for edging and adding interest to gardens.



'HELENE VON STEIN'

### LAMB'S EAR

#### *Stachys* 'Helene Von Stein'

10"H x 18"W

Bloom Time: Rarely Flowers

The largest Lamb's Ear, prized for its velvety, silver-green foliage. Popular for edging or as groundcover.



'HONEYSONG PURPLE'

### STOKES' ASTER

#### *Stokesia* 'Honeysong Purple'

14"H x 12-15"W

Bloom Time: Midsummer to Early Fall

Large, true royal purple flowers with contrasting white stamens. Its deep green foliage forms a tidy mound.



'PEACHIE'S PICK'

### STOKES' ASTER

#### *Stokesia* 'Peachie's Pick'

12-18"H x 12-18"W

Bloom Time: Midsummer to Early Fall

A long-blooming compact plant with frilly lavender flowers. Great for borders, garden beds, and containers.



## SUN PERENNIALS | TRADESCANTIA



'CONCORD GRAPE'

**SPIDER LILY***Tradescantia 'Concord Grape'*

15-18"H x 18-24"W

**Bloom Time: Early to Midsummer**

An award-winning, clump-forming perennial with lance-shaped, blue-green, grassy foliage. Small clusters of purple flowers with yellow stamens bloom for several weeks, starting in early summer. Great for borders, garden beds, and containers.



'RED GRAPE'

**SPIDER LILY***Tradescantia 'Red Grape'*

15-18"H x 18-24"W

**Bloom Time: Early Summer to Early Fall**

This clump-forming perennial boasts lance-shaped, grey-green, grassy foliage that displays red-purple flowers with yellow stamens. Remove old blooms to help promote summer-long color. Great for borders, garden beds, and containers.



'SWEET KATE'

**SPIDER LILY***Tradescantia 'Sweet Kate'*

8-12"H x 8-12"W

**Bloom Time: Early Summer to Early Fall**

This compact clump-forming perennial boasts brilliant gold, lance-shaped, grassy foliage that displays violet blue flowers with yellow stamens. Remove old blooms to help promote summer-long color. Great for borders, garden beds, and containers.

## PLAN & PLANT YOUR PERENNIAL GARDEN

### PICK AND PREPARE THE SITE

Determine the site for your perennial garden, choosing an area that will allow the plants to grow to their mature sizes. Next, have utilities marked before any digging or preparation. Once the location has been determined safe, ready the site by removing any weeds, unwanted grass, and amending the soil with a quality compost.

### SUN VS SHADE

Determine if the area receives more sun or shade. If the site receives at least 6 hours of direct sun, then sun-loving perennials should be your choice. If the area receives filtered sun from trees or overhangs, or less than 6 hours of sun, head to the shade-loving section of our perennial department.

### PLAN YOUR DESIGN

Sketch out a plan for your layout or arrange the potted plants in the bed, prior to planting. This will give you an opportunity to observe the design and easily make any adjustments. It is important to be mindful of the plants' mature size before planting, to avoid future overcrowding. Mix textures, colors, and sizes of plants to create a garden that is visually pleasing.

### PLANT, WATER, & MULCH

Dig planting holes that are at the same depth and twice as wide as the container. Remove the plant from the container, place in the hole, and backfill with the loose soil. Lightly firm the soil around the plant with your hands. Next, water in the newly planted perennials by soaking thoroughly. Finally, cover the soil with 2-3-inches of mulch, keeping the mulch pulled back from the crowns. Water every 5-7 days, and watch your garden begin to grow!



## VERONICA | SUN PERENNIALS

### SPEEDWELL

#### *Veronica* spp.


Speedwell is a low-maintenance, easy-to-grow perennial that produces long spikes of tiny flowers in shades of blue, pink, purple, or white. It comes in a variety of sizes, ranging from low-spreading varieties such as 'Tidal Pool', to taller upright varieties such as 'Very Van Gogh'. Taller varieties are a great choice for borders, rock gardens, and containers, while low-spreading varieties work great for edging and groundcover. Deadhead periodically to encourage continuous blooms throughout the summer.



'GILES VAN HEES'

6"H x 8-10"W

Bloom Time: Late Spring to Midsummer



'HOCUS POCUS'

16-20"H x 12"W

Bloom Time: Early to Midsummer



'PERFECTLY PICASSO'

22-26"H x 22-24"W

Bloom Time: Mid to Late Summer



'RED FOX'

12-15"H x 12-15"W

Bloom Time: Mid to Late Summer



'ROYAL REMBRANDT'

18-20"H x 18-20"W

Bloom Time: Mid to Late Summer



'VENICE BLUE'

10-12"H x 12-14"W

Bloom Time: Mid to Late Spring



'VERY VAN GOGH'

18-20"H x 20"W

Bloom Time: Mid to Late Summer





*Perennial*  
**GROUNDCOVERS**



## AEGOPODIUM - ARABIS | GROUNDCOVERS



'VARIEGATUM'

**SNOW ON THE MOUNTAIN/BISHOP'S WEED***Aegopodium 'Variegatum'*

10-12"H x 24-36"W

**Bloom Time: Early to Midsummer****Full Shade to Partial Shade**

A vigorous spreader with green and white variegated foliage and lacy white blooms that appear in summer. Thrives in difficult, shady areas.



'BLACK SCALLOP'

**BUGLEWEED***Ajuga 'Black Scallop'*

3-6"H x 36"W

**Bloom Time: Late Spring to Early Summer****Full Sun to Full Shade**

A hardy spreader with dark, glossy, scalloped leaves. Spikes of blue flowers bloom in late spring. Performs great in both sun and shade.



'BLUEBERRY MUFFIN'

**BUGLEWEED***Ajuga 'Blueberry Muffin'*

6-10"H x 18"W

**Bloom Time: Mid to Late Spring****Full Shade to Partial Shade**

A vigorous groundcover with deep blue flowers and thick green leaves. A quick-spreading plant that thrives in difficult, shady areas.



'SPRING CARPET'

**MOUNT ATLAS DAISY***Anacyclus 'Spring Carpet'*

4-6"H x 12-16"W

**Bloom Time: Late Spring to Midsummer****Full Sun**

A charming alpine plant that forms a low mat of fine ferny, gray-green foliage with white daisy flowers that appear in late spring.



'SNOWCAP'

**ROCKCRESS***Arabis 'Snowcap'*

8"H x 16"W

**Bloom Time: Early to Late Spring****Full Sun to Partial Shade**

Forms a dense carpet of grey-green foliage. Displays a profusion of white flowers from early to late spring. Use in rock gardens and border fronts.



'SPRING CHARM'

**WALL CRESS***Arabis 'Spring Charm'*


4-6"H x 6-8"W

**Bloom Time: Early to Late Spring****Full Sun**

A familiar rock garden or edging plant that forms a small mound of olive-green foliage. Displays a profusion of fragrant, deep-pink flowers in spring.



## GROUNDCOVERS | ARMERIA - DELOSPERMA



SEA THRIFT

**SEA THRIFT***Armeria* sp.

6-12"H x 6-12"W

**Bloom Time:** Mid to Late Spring**Full Sun**

Prized for its clusters of pink flowers that rise well above its dense mound of grass-like, dark green leaves. Use for edging, borders, and containers.



PURPLE POPPY MALLOW

**PURPLE POPPY MALLOW***Callirhoe* sp.

8-12"H x 36"W

**Bloom Time:** Late Spring to Late Summer**Full Sun**

Enjoy a beautiful display of cup-shaped magenta flowers on trailing, deeply lobed foliage. Use as groundcover, in rock gardens, and more.



'YO YO'

**SNOW IN SUMMER***Cerastium* 'Yo Yo'

4-6"H x 12-15"W

**Bloom Time:** Late Spring to Early Summer**Full Sun to Partial Sun**

Prized for its compact habit of woolly, gray-green foliage and white flowers. This low-maintenance groundcover survives in poor soils.



PLUMBAGO

**PLUMBAGO***Ceratostigma*

6-8"H x 12-20"W

**Bloom Time:** Midsummer to Mid-Fall**Full Sun to Partial Shade**

Produces a low mound of deep green foliage in late spring. Stunning blue, starry flowers are put on display, from midsummer to fall.



LILY OF THE VALLEY

**LILY OF THE VALLEY***Convallaria* sp.

8-12"H x 10-12"W

**Bloom Time:** Mid to Late Spring**Full Shade to Partial Shade**

A low-growing groundcover with lanceolate green leaves. Arching stems with fragrant, nodding, bell-shaped, white flowers form in spring.



'JEWEL OF THE DESERT RUBY'

**ICE PLANT***Delosperma* 'Jewel of the Desert Ruby'

4-6"H x 8-10"W

**Bloom Time:** Late Spring to Fall**Full Sun**

A mat-forming, evergreen succulent that produces an abundance of incandescent pink and white, daisy-like flowers, from spring to fall.



## DIANTHUS | GROUNDCOVERS

### PINKS

*Dianthus* spp.

Full Sun

Dianthus is a low-maintenance perennial that blooms in a variety of colors. Plants vary in shapes and sizes, ranging from mat-forming groundcovers to taller upright varieties. Use for border displays, rock gardens, containers, or in cutting gardens. Loved by hummingbirds, butterflies, and other beneficial pollinators. Deadheading and cutting back helps to promote more buds to form.



'CRANBERRY ICE'

8-14"H x 8-14"W

Bloom Time: Late Spring to Early Fall



'EARLY BIRD CHILI'

6-8"H x 8-12"W

Bloom Time: Early Spring to Late Summer



'EARLY BIRD RADIANCE'

4-6"H x 8-12"W


Bloom Time: Early Spring to Late Summer



'EARLY BIRD SHERBET'

4-6"H x 8-12"W

Bloom Time: Early Spring to Late Summer



'EVERLAST BURGUNDY BLUSH'

8-12"H x 10-14"W

Bloom Time: Mid-Spring to Late Summer



'EVERLAST DARK PINK'

8-12"H x 10-14"W

Bloom Time: Mid-Spring to Late Summer



'EVERLAST LILAC EYE'

8-12"H x 10-14"W

Bloom Time: Mid-Spring to Late Summer



'EVERLAST ORCHID'

8-12"H x 10-14"W

Bloom Time: Mid-Spring to Late Summer




## GROUNDCOVERS | DIANTHUS



6-9"H x 6-12"W  
Bloom Time: Late Spring to Midsummer



10-12"H x 10-12"W  
Bloom Time: Mid-Spring to Midsummer



6-8"H x 6-8"W  
Bloom Time: Late Spring to Late Summer



6-8"H x 8-12"W  
Bloom Time: Late Spring to Late Summer



18-24"H x 10-12"W  
Bloom Time: Early Spring to Late Summer



8-10"H x 8-10"W  
Bloom Time: Late Spring to Late Summer



6-10"H x 10-12"W  
Bloom Time: Mid Spring to Late Summer



8-10"H x 8-10"W  
Bloom Time: Late Spring to Late Summer



6-10"H x 10-12"W  
Bloom Time: Late Spring to Late Summer



## GALIUM - IBERIS | GROUNDCOVERS



SWEET WOODRUFF

**SWEET WOODRUFF***Galium* sp.

4-8"H x 12-24"W

**Bloom Time: Mid to Late Spring****Full to Partial Shade**

A popular groundcover that forms a mat-forming clump of green leaves. Tiny, four-petaled, white flowers are put on display in spring.



'BALTICA'

**ENGLISH IVY***Hedera* 'Baltica'

4-6"H x 12-23"W

**Bloom Time: No Significant Bloom****Full Sun to Full Shade**

Noted for its dark green leaves that turn a reddish bronze in winter. Used for groundcover, edging, containers, and as a climbing vine. Evergreen.




'GLACIER'

**ENGLISH IVY***Hedera* 'Glacier'

4-6"H x 12-23"W

**Bloom Time: No Significant Bloom****Full Sun to Full Shade**

Loved for its dark and gray-green leaves with creamy white margins. Used for edging, containers, and as a climbing vine. Evergreen.



'GOLDCHILD'

**ENGLISH IVY***Hedera* 'Goldchild'

6-12"H x 12-24"W

**Bloom Time: No Significant Bloom****Full Sun to Full Shade**

Appreciated for its glossy, dark green and gold variegated leaves. Used for groundcover, edging, containers, and as a climbing vine. Evergreen.




'YELLOW RIPPLE'

**ENGLISH IVY***Hedera* 'Yellow Ripple'

4-6"H x 12-23"W

**Bloom Time: No Significant Bloom****Full Sun to Full Shade**

Popular for its grayish green leaves with yellow outlines. Used for groundcover, edging, containers, and as a climbing vine. Evergreen.



'WHITE OUT'

**EVERGREEN CANDYTUFT***Iberis* 'White Out'

6-8"H x 8-12"W

**Bloom Time: Mid-Spring to Early Summer****Full Sun to Partial Shade**

This perennial forms a compact mound of glossy, evergreen foliage. A plethora of large white flowers are produced in spring.



## GROUNDCOVERS | LAMIUM



'ANNE GREENAWAY'

**SPOTTED DEAD NETTLE**

Lamium 'Anne Greenaway'

6-8"H x 12-18"W

Bloom Time: Mid-Spring to Fall

Full Shade to Partial Shade

A breathtaking groundcover that is marbled with a blend of mint green, medium-green, chartreuse, and silver. Mauve-pink flowers appear in spring.



'AUREUM'

**GOLDEN DEAD NETTLE**

Lamium 'Aureum'

6-8"H x 12-24"W

Bloom Time: Mid-Spring to Fall

Full Shade to Partial Shade

A showy, yet durable groundcover with heart-shaped chartreuse leaves. Soft purple flowers appear in spring. Use also for edging or containers.



'BEACON SILVER'

**SPOTTED DEAD NETTLE**

Lamium 'Beacon Silver'

6-8"H x 12-24"W

Bloom Time: Mid-Spring to Fall

Full Shade to Partial Shade

Groundcover noted for its heart-shaped silvery leaves with green edges. Lavender flowers appear in spring. Use also for edging or containers.



'PEARL WHITE'

**SPOTTED DEAD NETTLE**

Lamium 'Pink Pewter'

6-8"H x 12-24"W

Bloom Time: Mid-Spring to Fall

Full Shade to Partial Shade

Groundcover noted for its heart-shaped silvery leaves with green edges. Pink flowers appear in spring. Use also for edging or containers.



'RED NANCY'

**SPOTTED DEAD NETTLE**

Lamium 'Red Nancy'

6-8"H x 12-24"W

Bloom Time: Mid-Spring to Fall

Full Shade to Partial Shade

Groundcover noted for its heart-shaped silvery leaves with green edges. Rich purple flowers appear in spring. Use also for edging or containers.



'WHITE NANCY'

**SPOTTED DEAD NETTLE**

Lamium 'White Nancy'

10-12"H x 24-36"W

Bloom Time: Mid-Spring to Fall

Full Shade to Partial Shade

Groundcover noted for its heart-shaped silvery leaves with green edges. White flowers appear in spring. Use also for edging or containers.



## LAMIUM - MUEHLENBECKIA | GROUNDCOVERS



'PLATTS BLACK'

### BRASS BUTTONS

*Leptinella 'Platt's Black'*  
3"H x 10-12"W

**Bloom Time:** Early to Midsummer  
**Full Sun to Partial Shade**

Groundcover noted for its matted, feathery, black-bronze foliage. Great for rock gardens and between stepping stones.



CREEPING JENNY

### CREEPING JENNY

*Lysimachia sp.*  
3-6"H x 12-18"W

**Bloom Time:** Early to Midsummer  
**Full Sun to Partial Shade**

Produces a mat of vibrant chartreuse foliage. Cup-shaped blooms appear in summer. Perfect for groundcover, edging and trailing over containers.



WIRE VINE

### WIRE VINE

*Muehlenbeckia sp.*  
4-6"H x 18-24"W

**Bloom Time:** No Significant Bloom  
**Full Sun to Full Shade**

This durable groundcover forms a mat of dense, dark wirey stems with rounded, glossy green leaves. Also great for rock gardens and containers.

# PLANNING & PLANTING GROUNDCOVERS

## ABOUT GROUNDCOVERS

Groundcovers are typically defined as an assembly of low-growing, spreading plants that cover an entire area, creating a carpet or mat of foliage. They can add interest to challenging and vacant areas, such as under trees, along pathways, on slopes, or embankments. Beyond creating a lovely carpet of foliage and a seasonal show of colors and flowers, groundcovers have the added bonus of squeezing out weeds.

## PREPARE THE SITE

Once you have determined a location for planting groundcover, ready the site by removing any weeds, unwanted grass, and amending the soil with a quality compost. When you have finished these steps, rake the area flat. Avoid loosening the soil too much on steep slopes, as this can lead to erosion.

## START PLANTING

Once you have prepared the area, lay out your potted plants in staggered rows. With clumping groundcovers, space your plants based on their predicted spread. Groundcovers with carpeting growth habits can be spaced closer together. Do not get skimpy, as you want to avoid having gaps and bare spots. Plus, the closer the plants are placed, the faster they will cover an area and eliminate follow-up weeding.

## WATER, MAINTENANCE, & ENJOY

After you have planted your new groundcover; water them in well. You may need to water them every few days for the first several weeks. As they root in, you can begin to lengthen the time between waterings, by watering more thoroughly. At this point, feeding the new plants with a slow release fertilizer, such as Milorganite, can be beneficial. Watch it grow and enjoy!



## GROUNDCOVERS | MYOSOTIS - PACHYSANDRA



WOOD FORGET-ME-NOT

**WOOD FORGET-ME-NOT***Myosotis* sp.

6-12"H x 24"W

**Bloom Time: Mid-Spring to Midsummer  
Full Sun to Partial Shade**

Develops a low mound of fuzzy green leaves. Tiny bright blue flowers appear in mid-spring. Use as a groundcover, on slopes, or in containers.



'MISSOURIENSIS'

**MISSOURI PRIMROSE***Oenothera* 'Missouriensis'

6-12"H x 12-18"W

**Bloom Time: Late Spring to Early Fall  
Full Sun**

A sprawling groundcover, prized for its large, golden yellow flowers that bloom profusely throughout summer. Thrives in hot, dry conditions.



'SISKIYOU PINK'

**EVENING PRIMROSE***Oenothera* 'Siskiyou Pink'

6-8"H x 12-16"W

**Bloom Time: Late Spring to Midsummer  
Full Sun**

A sprawling groundcover, prized for its large, rose-pink flowers that bloom profusely for several weeks. Thrives in hot, dry conditions.



JAPANESE SPURGE

**JAPANESE SPURGE***Pachysandra* sp.

4"H x 8"W

**Bloom Time: Mid to Late Spring  
Full Shade to Partial Shade**

A hardy, evergreen groundcover that spreads rapidly to form a dense mat of dark green foliage. Tiny spikes of white flowers appear in spring. Easy to grow.



'GREEN SHEEN'

**JAPANESE SPURGE***Pachysandra* 'Green Sheen'

6-8"H x 12-18"W

**Bloom Time: Mid to Late Spring  
Full Shade to Partial Shade**

A hardy, evergreen groundcover with glossy, somewhat curled, dark green foliage. Performs exceptionally well under shade trees. Easy to grow.

**JAPANESE SPURGE  
CAN TOLERATE A  
WIDE RANGE OF  
SOIL CONDITIONS.  
GREAT FOR SMALL  
SHADY AREAS,  
AND PERFORMS  
EXCEPTIONALLY  
WELL UNDER SHADE  
TREES. IT IS VERY  
HARDY AND LOW  
MAINTENANCE.**



# CREeping PHLOX

Phlox spp.

4-6"H x 18-24"W


Bloom Time: Late Spring to Early Summer

Full Sun

This vigorous perennial is one of the most colorful groundcovers that nature has to offer. Creeping Phlox forms a low mat of green fern-like, semi-evergreen to evergreen foliage. Clusters of fragrant, five-petal flowers with distinguished notches bloom for several weeks, beginning in late spring. Use for edging, borders, slopes, under planting, and in rock gardens.



'CANDY STRIPE'



'DRUMMOND'S PINK'



'EMERALD BLUE'



'WHITE DELIGHT'





**STONECROP****Sedum spp.****4-8"H x 12-24"W****Bloom Time: Early to Late Summer****Full Sun to Partial Shade**

Stonecrop is a mat-forming perennial with distinctive fleshy foliage. It offers several brilliantly colored varieties such as golden-yellow, blue-green, plum-purple, variegated colors, and more. Eye-catching blooms appear in the summertime.


Once established, Sedum is hardy and drought tolerant. Use as a groundcover, in rock gardens, borders, edging, and more.



'ANGELINA'




'BLUE SPRUCE'



'FIRECRACKER'



'LIME TWISTER'




'LIME ZINGER'



'BLUE ELF'



'SEXANGULAR'



'TRICOLOR'



## SEMPERVIVUM | GROUNDCOVERS

### HENS AND CHICKS

*Sempervivum* spp.

2-4"H x 4-8"W


Bloom Time: Mid to Late Summer

Full Sun


These low growing succulents produce evergreen, flower-like rosettes of thick, fleshy leaves. The mother rosette, referred to as the hen, spreads by horizontal stems in all directions to form offsets, known as the chicks. Sempervivums are both heat and drought tolerant. A great option for the front of garden beds, borders, and edging containers. Also great for rock gardens. Not typically grown for their flowers but bloom in the summer.



'BERRY BLUES'



'BING CHERRY'




'COTTON CANDY'



'CRANBERRY COCKTAIL'



'COBWEB'



'KALINDA'



'PILOSEUM'



'RUBY HEART'



## GROUNDCOVERS | THYMUS - VINCA



'ELFIN'

**CREeping THYME***Thymus 'Elfin'*

2-3"H x 12-18"W

**Bloom Time: Early to Midsummer  
Full Sun**

Produces aromatic, miniature green leaves. Clusters of lavender flowers bloom in early summer. Great for groundcover, walkways, and edging.




'GOLDEN LEMON'

**THYME***Thymus 'Golden Lemon'*

4-6"H x 9-12"W

**Bloom Time: Early to Midsummer  
Full Sun**

Produces aromatic, miniature green and gold-edged leaves. Flowers bloom in early summer. Great for groundcover, walkways, and edging.



'RED'

**RED CREeping THYME***Thymus 'Red'*

2-3"H x 10-12"W

**Bloom Time: Early to Midsummer  
Full Sun**

Produces aromatic, miniature blue-green leaves. Pink flowers bloom profusely in early summer. Great for groundcover, walkways, and edging.



'AZTEC GOLD'

**CREeping SPEEDWELL***Veronica 'Aztec Gold'*

3-6"H x 8-12"W

**Bloom Time: Early to Midsummer  
Partial Shade to Full Sun**

A low-growing groundcover that forms a dense mat of brilliant gold foliage. Blue flowers appear in early summer. Great for edging, walkways, and more.



'GEORGIA BLUE'

**CREeping SPEEDWELL***Veronica 'Georgia Blue'*

4-6"H x 18-24"W

**Bloom Time: Early to Late Spring  
Full Sun**

A durable semi-evergreen groundcover with glossy, deep green leaves. Rich-blue flowers appear in spring. Great for edging, walkways, and more.



'BOWLES'

**PERIWINKLE***Vinca 'Bowles'*

4-6"H x 12-24"W

**Bloom Time: Mid-Spring to Early Summer  
Partial Shade to Full Sun**

A vigorous, mat-forming perennial with glossy dark green leaves. Large violet-blue flowers bloom in mid-spring. Use as a groundcover or for underplanting.



# CLEMATIS

## Queen of the Climbers

Clematis plants are some of the most popular and alluring flowering vines used in the home landscape. These hardy perennials include both woody, deciduous varieties, and evergreen varieties. They also offer stunning diversity that varies in color, bloom sizes, and scent. Bloom times typically range between early spring and fall.

Once established, and with little effort, Clematis will reward you with a season-long display of exotic flowers. Read below for some tips to get you successfully started with these lovely vines.

---

### WHERE TO PLANT

To grow properly, Clematis require at least 6 hours of direct sunlight. However, they like to keep their roots cool. You can accomplish this by planting in a sunny location and topping the soil with groundcover, shallow-rooted annuals/perennials or applying a 2-inch layer of mulch.

### HOW TO PLANT

Clematis like to put down deep tap roots, and prefer rich, well-draining soil. Prior to planting, it is suggested that you dig a hole at least 2-feet in depth and amend it with compost. Once the soil is amended, dig a hole large enough to accommodate the plant. Apply Myke® Mycorrhizae to the roots, plant, and backfill with the newly amended soil. Early spring or fall are the best times for planting.

### CLIMBING SUPPORT

Clematis vines need some type of support system to wrap their tendrils around for climbing. The type of support is typically dependent upon the variety grown. For smaller clematis vines, a type of pole, such as a mailbox or lamppost would be acceptable. For larger growing varieties, a garden arbor would be more sufficient.

### CARE TIPS

Once established, little care is required for clematis, with the exception of watering. Water thoroughly, about an inch or so, every 7-10 days during the growing season. Clematis will also benefit from being fed twice a season with an organic slow-release fertilizer, such as Plant-tone or Milorganite.





## VINING PERENNIALS | CLEMATIS



'BOURBON'

4-6'H x 2'W, Pruning (2)  
Bloom Time: June, July, & August




'CLAIRE DE LUNE'

7-11'H x 2-3'W, Pruning (2)  
Bloom Time: May, June, & September



'DIAMANTINA'

7'H x 3'W, Pruning (2)  
Bloom Time: May, June, & September



'DUCHESS OF EDINBURGH'

8-12'H x 4-6'W, Pruning (2)  
Bloom Time: May, June, & September



'JACKMANII'

8-12'H x 4-6'W, Pruning (3)  
Bloom Time: June, July, & September



'JACKMANII SUPERBA'

10-12'H x 2-4'W, Pruning (2)  
Bloom Time: July, August, & September

## CLEMATIS PRUNING GROUPS

### GROUP (1)

These are early spring bloomers that flower on the old wood from the previous year. This group may not require pruning during some years. However, when you do prune, do so right after the flowers fade to allow as much time as possible for development before the next season. Prune by removing dead and damaged wood. You can also shape the plant by cutting unruly stems.

### GROUP (2)

This group grows on old and new wood, and produces a mass of blooms in spring, followed by a lighter round of blooms in the fall. Trim away dead or damaged stems in early spring. Trim the remaining stems just above the most visible buds. After the first wave of blooms, cut back about halfway down the stems to the first pair of buds to promote another round of blooms in early fall.

### GROUP (3)

This group produces blooms later in the season that flower on the current season's growth. Most are vigorous growers, making pruning all the more important. To encourage a healthy display of flowers during summer and fall, cut these down to about 2 feet from the ground in early spring. Do not skimp on pruning, as this group can become a tangled and unproductive mess if left untrimmed.



## CLEMATIS | VINING PERENNIALS



'JOSEPHINE'

7-8'H x 3-4'W, Pruning (2)  
Bloom Time: June, July, & August



'KILIAN DONAHUE'

8-12'H x 2-3'W, Pruning (2)  
Bloom Time: June, July, & August



'MRS. N. THOMPSON'

6-9'H x 3-4'W, Pruning (2)  
Bloom Time: May, June, & September



'NELLY MOSER'

8-10'H x 1-2'W, Pruning (2)  
Bloom Time: June & September



'NIOBE'

8-10'H x 3'W, Pruning (3)  
Bloom Time: May to September



'NUBIA'

3-5'H x 2-3'W, Pruning (2)  
Bloom Time: June, July, & August



'PINK CHAMPAGNE'

6-8'H x 3-4'W, Pruning (2)  
Bloom Time: May, June, August, & Sept.



'JOHN PAUL II'

8-12'H x 2-3'W, Pruning (2)  
Bloom Time: May, June, & September



'RAMONA'

8-12'H x 3-6'W, Pruning (3)  
Bloom Time: May, June, & September



## VINING PERENNIALS | CLEMATIS



'REBECCA'

6–8'H x 2'W, Pruning (2)  
Bloom Time: May, June, & August



'ROUGE CARDINAL'

6–8'H x 2'W, Pruning (3)  
Bloom Time: June to September



'SAMARITAN JO'

4–5'H x 2'W, Pruning (3)  
Bloom Time: June, July, & September



'SAPPHIRE INDIGO'

4'H x 2'W, Pruning (2)  
Bloom Time: June to September



'SNOW QUEEN'

6–10'H x 3–6'W, Pruning (2)  
Bloom Time: May, June, & September



'SWEET AUTUMN'

15–30'H x 4–6'W, Pruning (3)  
Bloom Time: August to September



'SWEET SUMMER LOVE'

10–15'H x 6–10'W, Pruning (3)  
Bloom Time: June to September



'THE PRESIDENT'

6–10'H x 4–6'W, Pruning (2)  
Bloom Time: June to September

---

**ONCE ESTABLISHED,  
AND WITH LITTLE  
EFFORT, CLEMATIS  
WILL REWARD YOU  
WITH A SEASON-  
LONG DISPLAY OF  
EXOTIC FLOWERS.**

---



COMMON NAME	GENUS NAME	PAGE
<b>Alyssum</b>	Aurinia	42
<b>Asiatic Lily</b>	Lilium	74
<b>Aster</b>	Aster	42
<b>Autumn Fern</b>	Dryopteris	17
<b>Avens</b>	Geum	60
<b>Baby's Breath</b>	Gypsophila	60
<b>Balloon Flower</b>	Platycodon	90
<b>Barrenwort</b>	Epimedium	15
<b>Beardtongue</b>	Penstemon	86-87
<b>Bee Balm</b>	Monarda	77
<b>Beeblossom</b>	Gaura	58
<b>Bellflower</b>	Campanula	44
<b>Black-Eyed Susan</b>	Rudbeckia	90
<b>Blanket Flower</b>	Gaillardia	57
<b>Blazing Star</b>	Liatis	73
<b>Bleeding Heart</b>	Dicentra	13
<b>Blue Dragonhead</b>	Dracocephalum	51
<b>Blue Star</b>	Amsonia	40
<b>Blue-Eyed Grass</b>	Sisyrinchium	96
<b>Brass Buttons</b>	Leptinella	106
<b>Bugbane</b>	Actaea	11
<b>Bugleweed</b>	Ajuga	100
<b>Bugloss</b>	Anchusa	40
<b>Cardinal Flower</b>	Lobelia	31
<b>Catchfly</b>	Silene	96
<b>Catmint</b>	Nepeta	80
<b>Chinese Astilbe</b>	Astilbe	9
<b>Chinese Skullcap</b>	Scutellaria	93
<b>Clematis</b>	Clematis	112-115
<b>Columbine</b>	Aquilegia	5-7
<b>Coneflower</b>	Echinacea	52-54
<b>Coral Bells</b>	Heuchera	20-23
<b>Cornflower</b>	Centaurea	46
<b>Corydalis</b>	Corydalis	11
<b>Cranesbill</b>	Hardy Geranium	59
<b>Creeping Jenny</b>	Lysimachia	106

COMMON NAME	GENUS NAME	PAGE
<b>Creeping Phlox</b>	Phlox	108
<b>Creeping Speedwell</b>	Veronica	111
<b>Cushion Spurge</b>	Euphorbia	56
<b>Daylily</b>	Hemerocallis	62-65
<b>Echium</b>	Echium	55
<b>English Ivy</b>	Hedera	104
<b>English Lavender</b>	Lavandula	71
<b>Evening Primrose</b>	Oenothera	81, 107
<b>Evergreen Candytuft</b>	Iberis	104
<b>False Indigo</b>	Baptisia	43
<b>False Spirea</b>	Astilbe	8-9
<b>False Sunflower</b>	Heliopsis	61
<b>Foamy Bells</b>	x Heucherella	23
<b>Foxglove</b>	Digitalis	14
<b>Foxtail Lily</b>	Eremurus	55
<b>Garden Phlox</b>	Phlox	88-89
<b>Gas Plant</b>	Dictamnus	51
<b>Gentiana</b>	Gentian	59
<b>Ghost Fern</b>	Athyrium	16
<b>Goatsbeard</b>	Aruncus	8
<b>Godzilla Fern</b>	Athyrium	16
<b>Golden Dead Nettle</b>	Lamium	105
<b>Golden Spikenard</b>	Aralia	8
<b>Goldenrod</b>	Solidago	96
<b>Hardy Orchid</b>	Bletilla	10
<b>Hens and Chicks</b>	Sempervivum	110
<b>Hollyhock</b>	Alcea	38
<b>Hosta</b>	Hosta	24-30
<b>Hyssop</b>	Agastache	37
<b>Ice Plant</b>	Delosperma	101
<b>Jacob's Ladder</b>	Polemonium	32
<b>Japanese Anemone</b>	Anemone	4
<b>Japanese Fern</b>	Athyrium	16
<b>Japanese Spurge</b>	Pachysandra	107
<b>Joe-Pye Weed</b>	Eupatorium	56
<b>Jupiter's Beard</b>	Centranthus	46





COMMON NAME	GENUS NAME	PAGE
<b>Lady Fern</b>	Athyrium	16
<b>Lady's Mantle</b>	Alchemilla	4
<b>Lamb's Ear</b>	Stachys	96
<b>Larkspur</b>	Delphinium	12
<b>Lenten Rose</b>	Helleborus	18-19
<b>Leopard Plant</b>	Ligularia	31
<b>Lily of the Valley</b>	Convallaria	101
<b>Loosestrife</b>	Lysimachia	76
<b>Lungwort</b>	Pulmonaria	32
<b>Lupine</b>	Lupinus	78-79
<b>Maidenhair Fern</b>	Adiantum	16
<b>Male Fern</b>	Dryopteris	17
<b>Maltese Cross</b>	Lychnis	76
<b>Martin's Spurge</b>	Euphorbia	56
<b>Meadow Rue</b>	Thalictrum	34
<b>Meadow Sage</b>	Salvia	91-92
<b>Milkweed</b>	Asclepias	41
<b>Missouri Primrose</b>	Oenothera	107
<b>Monkshood</b>	Aconitum	4
<b>Montbretia</b>	Crocosmia	49
<b>Mount Atlas Daisy</b>	Anacyclus	100
<b>Myrtle Spurge</b>	Euphorbia	56
<b>Oriental Lily</b>	Oriental Lily	75
<b>Oriental Poppy</b>	Papaver	86
<b>Ornamental Onion</b>	Allium	39
<b>Ostrich Fern</b>	Matteuccia	17
<b>Peony</b>	Paeonia	82-84
<b>Perennial Sunflower</b>	Helianthus	61
<b>Periwinkle</b>	Vinca	111
<b>Pig Squeak</b>	Bergenia	10
<b>Pincushion Flower</b>	Scabiosa	93
<b>Pineapple Lily</b>	Eucomis	56
<b>Pinks</b>	Dianthus	50, 102
<b>Plumbago</b>	Ceratostigma	101
<b>Purple Poppy Mallow</b>	Callirhoe	101
<b>Red Creeping Thyme</b>	Thymus	111

COMMON NAME	GENUS NAME	PAGE
<b>Red Hot Poker</b>	Kniphofia	70
<b>Rockcress</b>	Arabis	100
<b>Rodgersia</b>	Rodgersia	33
<b>Rose Mallow</b>	Hardy Hibiscus	66-67
<b>Russian Sage</b>	Perovskia	87
<b>Sea Holly</b>	Eryngium	55
<b>Sea Thrift</b>	Armeria	101
<b>Shasta Daisy</b>	Leucanthemum	72-73
<b>Siberian Bugloss</b>	Brunnera	10
<b>Siberian Iris</b>	Iris	69
<b>Snow in Summer</b>	Cerastium	101
<b>Snow on the Mountain</b>	Aegopodium	100
<b>Solomon's Seal</b>	Polygonatum	32
<b>Speedwell</b>	Veronica	98
<b>Spider Lily</b>	Tradescantia	97
<b>Spotted Dead Nettle</b>	Lamium	105
<b>Stokes' Aster</b>	Stokesia	96
<b>Stonecrop</b>	Sedum	94, 109
<b>Sweet Iris</b>	Iris	69
<b>Sweet Woodruff</b>	Galium	104
<b>Tall Bearded Iris</b>	Iris	68-69
<b>Tassel Fern</b>	Polystichum	17
<b>Thyme</b>	Thymus	111
<b>Tickseed</b>	Coreopsis	47-48
<b>Tiger Lily</b>	Lilium	75
<b>Toad Lily</b>	Tricyrtis	34
<b>Turtlehead</b>	Chelone	11
<b>Virginia Bluebells</b>	Mertensia	31
<b>Wall Cress</b>	Arabis	100
<b>Wire Vine</b>	Muehlenbeckia	106
<b>Wood Forget-Me-Not</b>	Myosotis	107
<b>Wormwood</b>	Artemisia	40
<b>Yarrow</b>	Achillea	36
<b>Zebra Mallow</b>	Malva	76



INSTAGRAM | FOLLOW US @family\_tree\_nursery







# FAMILY TREE NURSERY

YOUR FOUR-SEASON STOP FOR LAWN, GARDEN, AND HOME

## Shop Our Curated Selection

AND TALK TO FRIENDLY, IN-HOUSE EXPERTS

AWARD-WINNING, HOMETOWN  
BEDDING PLANTS

HARDY PERENNIALS

UNIQUE, HIGH-QUALITY NURSERY STOCK

EXOTIC BLOOMING TROPICALS

KANSAS CITY'S BEST SELECTION  
OF HERBS AND VEGETABLES

HOLIDAY PLANTS AND DECOR

SCIENTIFICALLY-DEVELOPED, FAMILY TREE  
NURSERY SOLUTIONS LAWN CARE

GIFTS AND ACCENTS FOR THE  
HOME AND GARDEN

### 3 RETAIL LOCATIONS



#### OVERLAND PARK

8424 Farley St.  
Overland Park, KS 66212  
(913) 642-6503



#### SHAWNEE

7036 Nieman Rd.  
Shawnee, KS 66203  
(913) 631-6121



#### LIBERTY

830 W Liberty Dr.  
Liberty, MO 64068  
(816) 781-0001





---

**FAMILYTREENURSERY.COM**

---

**OVERLAND PARK**

8424 Farley St.  
Overland Park, KS 66212  
(913) 642-6503

**SHAWNEE**

7036 Nieman Rd.  
Shawnee, KS 66203  
(913) 631-6121

**LIBERTY**

830 W Liberty Dr.  
Liberty, MO 64068  
(816) 781-0001

