

# 2023 RETAIL PRICE LIST

## TABLE OF CONTENTS

TERMS AND CONDITIONS	PAGE 2
WARRANTY	PAGE 2
TREES & SHRUBS	PAGES 3 - 55
FRUITING TREES & SHRUBS	PAGES 56 - 61
PERENNIALS	PAGE 62 - 72
ORNAMENTAL GRASSES	PAGE 73 - 74
HARDGOODS	PAGES 75 - 76
PLANT LISTS & INFO	PAGES 77 - 80
NURSERY MAP	PAGES 82-83
DELIVERY INFORMATION	PAGE 84

### NOTES

- TREES MAY BE AVAILABLE IN LARGER SIZES PLEASE CALL FOR AVAILABILITY
- NOT ALL MATERIALS/VARIETIES LISTED ARE ALWAYS AVAILABLE
- SPECIFIC ITEMS/SIZES MAY VARY BASED ON SEASONAL DEMAND
  - PLEASE CALL FOR CURRENT AVAILABILITY
  - PRICING IS SUBJECT TO CHANGE WITHOUT NOTICE



[WWW.ASPINALLSTREE.COM](http://WWW.ASPINALLSTREE.COM)

## **TERMS AND CONDITIONS OF SALE**

PAYMENT IS REQUIRED BEFORE NURSERY STOCK IS DUG FROM OUR FIELDS OR RESERVED IN OUR YARD. WE ACCEPT, CASH, CHECK, VISA, MASTERCARD, AND DISCOVER. FOR WHOLESALE CUSTOMERS THAT HAVE ESTABLISHED A SATISFACTORY CREDIT RECORD WITH ASPINALL'S TREE NURSERY & LANDSCAPING, LLC, PAYMENT IS NET 30 DAYS FROM THE DATE OF INVOICE. A FINANCE CHARGE WILL BE ADDED AT THE RATE OF 24% ANNUALLY ON ALL ACCOUNTS LEFT UNPAID 30 DAYS FROM INVOICE DATE. CUSTOMERS WILL BE NOTIFIED WHEN ORDERS ARE READY FOR PICKUP. IF ORDERS ARE NOT PICKED UP WITHIN AGREED UPON TIMEFRAME, A FEE WILL BE ADDED FOR WATERING AND HANDLING, AND BILLING WILL COMMENCE. NO CANCELLATIONS WILL BE ACCEPTED AFTER AN ORDER HAS BEEN FULFILLED. PRICES ARE BASED ON PRESENT MARKET CONDITIONS. PRICES AND DISCOUNTS ARE SUBJECT TO CHANGE WITHOUT NOTICE.

## **WARRANTY**

ASPINALL'S TREE NURSERY & LANDSCAPING, LLC PROVIDES A WARRANTY ON ALL HARDY TREES AND SHRUBS PURCHASED FROM US, FOR USE WITHIN LANDSCAPE PLANTINGS, FOR A PERIOD OF ONE (1) YEAR WHEN PLANTED BY CUSTOMER AND TWO (2) YEARS WHEN PLANTED BY ASPINALL'S TREE NURSERY & LANDSCAPING, LLC. WARRANTY IS ONLY VALID PROVIDED SOUND PLANTING PRACTICES ARE FOLLOWED AND ADEQUATE CARE IS GIVEN FOR PROPER ESTABLISHMENT OF THOSE TREES AND SHRUBS. UNFORTUNATELY, WE CANNOT WARRANTY ANNUALS, GROUNDCOVERS, ORNAMENTAL GRASSES, PERENNIALS, TROPICAL/PATIO PLANTS, AQUATIC PLANTS, CONTAINER PLANTINGS OR LIVE CHRISTMAS TREES. DISCOUNTED OR WHOLESALE ITEMS ARE NOT COVERED UNDER WARRANTY. WARRANTY IS VOID IF THE PLANT DIES AS RESULT OF NEGLIGENCE, IMPROPER PLANTING, INSUFFICIENT OR EXCESSIVE WATERING, MECHANICAL, ANIMAL, OR SNOW DAMAGE.

WHILE WE TRY TO ENSURE A HEALTHY PLANT IS PROVIDED AT TIME OF PURCHASE, TREES AND SHRUBS ARE LIVING THINGS AND NUMEROUS FACTORS CAN INFLUENCE THEIR SURVIVABILITY, WHICH NEITHER PARTY CAN CONTROL. THESE INCLUDE HIGH WINDS, FLOODING, DROUGHT, LIGHTNING, AND ABNORMAL WINTERS. EVEN WITH PROPER CARE AND MAINTENANCE THERE IS AN ESTABLISHMENT PERIOD FOR NEW PLANTINGS THAT CAN RESULT IN CANOPY LOSS OF UP TO 1/3, WHILE A ROOT SYSTEM CAPABLE OF SUSTAINING THE PLANT, IS ESTABLISHED. CANOPY LOSS OF LESS THAN 1/3, OR LOSS OF A SINGLE BRANCH ARE NOT WARRANTYABLE CONDITIONS, NOR A SIGN OF A DYING PLANT. WE WANT ALL PLANTS TO LIVE LONG, HEALTHY LIVES IN THEIR NEW HOMES. IF THE PLANT CHANGES IN ANY WAY FROM THE TIME OF PURCHASE PLEASE NOTIFY US. OUR CERTIFIED ARBORISTS AND HORTICULTURISTS WILL DETERMINE THE PROPER COURSE OF ACTION, WHETHER IT BE PRUNING, FERTILIZATION OR OTHER CULTURAL CORRECTIONS TO AID IN ESTABLISHMENT AND LASTING HEALTH OF YOUR PLANT.

SHOULD REPLACEMENT BE NEEDED, THE ORIGINAL PURCHASE PRICE OF THE PLANT WILL BE CREDITED FOR STORE CREDIT ONLY ONCE. IF A PLANT DIES IN THE SAME LOCATION TWICE, THE LOCATION IS NOT SUITABLE FOR THAT PARTICULAR PLANT. FOR THIS WARRANTY TO BE HONORED, THE CUSTOMER MUST PROVIDE THE ORIGINAL INVOICE AS PROOF OF PURCHASE AND WARRANTY TIMETABLE. THERE IS NO WARRANTY ON PLANTS OR PROJECTS NOT PAID IN FULL.

## **WATERING INSTRUCTIONS**

YOUR NEW PLANT WILL NEED SUPPLEMENTAL WATERING FOR AT LEAST THE FIRST FULL YEAR AFTER PLANTING WHILE THE ROOT SYSTEM ESTABLISHES. TO CHECK IF THE PLANT IS IN NEED OF WATER STICK YOUR FINGER APPROXIMATELY 3" INTO THE SOIL ALONG THE DRIPLINE OF THE PLANT. IF SOIL IS DRY, WATER IMMEDIATELY. IF SOIL IS MOIST, DO NOT WATER. ADDITIONAL WATER MAY BE NEEDED EVEN IF IT RAINS. CHECKING THE SOIL IS THE ONLY WAY TO KNOW IF YOUR PLANT HAS ADEQUATE WATER. WILTING OR BROWNING LEAVES CAN BE INDICATORS OF OVER OR UNDERWATERED PLANTS. WATER AT THE DRIP LINE OF YOUR PLANT. DO NOT USE OVERHEAD WATERING SYSTEMS (SPRINKLER) TO WATER NURSERY STOCK.

## **DELIVERY & PLANTING**

DELIVERIES AND/OR PLANTING SERVICES ARE AVAILABLE. PLEASE SEE PAGE 84 FOR PRICING AND CALL FOR SCHEDULING.

CATALOG DESIGNERS – LUKE NICHOLAS & EMILY ASPINALL



# TREE AND SHRUB PRICING

## ABIES CONCOLOR (CONCOLOR FIR) - 50HX20W

TOLERANT OF HEAT AND DROUGHT, NICE FORM AND COLORATION WITH SOFTER FEEL THAN SPRUCE MAKING IT A NICE ALTERNATIVE. **ZONE: 3-7**

5'	6'
\$179	\$229



## ACER X FREEMANII (FREEMAN MAPLE)

HYBRID OF RED AND SILVER MAPLE. KNOWN FOR THEIR FAST GROWING ATTRACTIVE FORM AND SHOWY FALL COLORS. TOLERANT TO DROUGHT CONDITIONS AND TO WET SOILS. GROWS BEST IN WELL DRAINED SOILS. LOW MAINTENANCE TREE. **ZONE: 3-7**

### VARIETIES:

#### -'CELZAM' (CELEBRATION): 50HX25W

COMPACT, UPRIGHT OVAL CROWN, THAT IS STERILE (SEEDLESS TREE). HAS UNIFORM HABIT WITH STRONG CROTCH ANGLES. TOLERATES HIGHER PH SOILS THAN 'AUTUMN BLAZE'. RED FALL FOLIAGE TURNS GOLD.



#### -'JEFFSRED' (AUTUMN BLAZE): 50HX40W

DROUGHT TOLERANCE AND A VIGOROUS GROWER CREATES AN ADAPTABLE FAST-GROWING SHADE TREE. THE EXCEPTIONALLY BRIGHT RED FALL COLOR IS A HALLMARK OF THIS POPULAR AND PROVEN PERFORMER. IS STERILE (FRUITLESS TREE).



#### -'MATADOR': 45HX30W


SHAPELY OVAL FORM PRODUCES SHOWY CLUSTERS OF RED FLOWERS BLOOM EARLY SPRING. GREEN FOLIAGE TURN OUTSTANDING SHADES OF ORANGE IN THE FALL.



#### -'SIENNA' (SIENNA GLEN): 50HX50W

THIS HARDY HYBRID MAPLE FEATURES A STRONG CENTER LEADER AND DEVELOPS A PYRAMIDAL FORM. THIS IS A TOUGH TREE THAT REQUIRES MINIMAL PRUNING. RUSTY ORANGE TO BURGUNDY FALL COLORS.

1.5"	1.75"	2"	2.5"	3"	3.5"	4"	4.5"	5"
\$199	\$249	\$299	\$349	\$449	\$549	\$649	\$749	\$899



## ACER GINNALA (AMUR MAPLE)

SMALL, UPRIGHT TREE CAN BE GROWN AS A LARGE MULTI-STEMMED SHRUB. YOUNG TREE PRODUCES THREE-LOBED LEAVES, TURNING OVATE AS TREE MATURES. TOLERANT TO DROUGHT AND CLAY SOILS. VERY HARDY LOW MAINTENANCE TREES. **ZONE: 3-8**

### VARIETIES:

#### -GINNALA: 20HX20W

LOW GROWING TREE. DISTINCTIVE ORANGE-RED FALL COLOR. CAN BE USED AS A SCREEN OR HEDGE. DOES WELL IN CONTAINERS.



#### -FLAME: 20HX20W

GROWS WELL IN VARIOUS SUN LIGHT. MAKES FOR A STURDY HEDGE OR SCREEN. FIERY RED FALL COLOR AND PRODUCES GREENISH-WHITE FLOWERS IN SPRING.



#### -RUBY SLIPPERS': 20HX20W

LIGHT GREEN LEAVES TURN BRIGHT RED IN FALL. BRIGHT RED SAMARAS EARLY SPRING.

1.5"	1.75"	2"	2.5"	3"
\$199	\$249	\$299	\$349	\$449



**ACER GRISEUM (PAPERBARK MAPLE) - 25HX20W**

HANDSOME TREE WITH SLENDER UPRIGHT BRANCHES CREATING AN OVAL-ROUNDED CROWN. SOFT GREEN LEAVES CHANGE TO SCARLET IN THE FALL. PAPERY SHEETS OF OLD BARK PEEL EXPOSING CINNAMON-BROWN NEW BARK. **ZONE: 5-9**

1.5"	1.75"	2"	2.5"	3"	3.5"	4"
\$229	\$329	\$429	\$479	\$529	\$629	\$729



**ACER PALMATUM (JAPANESE MAPLE)**

LARGE SHRUB OR SMALL TREE WITH ROUNDED CROWN AND LOW BRANCHING HABIT. KNOWN FOR ITS UNIQUE FOLIAGE. BEST GROWN IN MOIST WELL DRAINED SOIL WITH FULL SUN TO PART SHADE, PREFER SOME AFTERNOON SHADE. DEEP RED LEAVES TURN CRIMSON IN FALL.

**VARIETIES:**

**-'BLOODGOOD': 20HX20W**

DEEP RED TO BLACKISH-RED LEAVES. HOLD THEIR COLOR BETTER THAN OTHER RED-LEAFED PALMATUMS. ONE OF THE MOST POPULAR RED UPRIGHTS. **ZONE: 5-7**



**-'CRIMSON PRINCE': 12HX8W**

ATTRACTIVE RED FOLIAGE THROUGHOUT THE SEASON. SUBTLE CORYMBES OF RED FLOWERS RISE ABOVE THE FOLIAGE IN MID-SPRING. **ZONE: 5-9**



**-'WOLFF' (EMPEROR I): 15HX15W**

WITHSTANDS DAMAGE FROM LATE FROST. **ZONE: 5-9**

#3	#5	#7	#15	4'
\$110	\$140	\$220	\$289	\$309



**ACER PALMATUM VAR. DISSECTUM (THREADLEAF JAPANESE MAPLE)**

TYPICALLY A SMALL FORM (OFTEN WITH CASCADING BRANCHING). PALMATE LEAVES ARE DEEPLY CUT TO THE BASE OF THE LEAF.

**VARIETIES:**

**-'CRIMSON PRINCESS': 10HX10W**

SLIGHTLY WEEPING BRANCHES. EMERALD FOLIAGE FADES BRONZE THROUGHOUT THE SUMMER AND TURNS A VIVID RED IN FALL. EXCELLENT ACCENT FEATURE. **ZONE: 5-8**



**-'CRIMSON QUEEN': 10HX10W**

DELICATE WEEPING FORM. FOLIAGE HOLDS ITS BEAUTIFUL CRIMSON COLOR THROUGHOUT SUMMER BEFORE DROPPING IN FALL. **ZONE: 5-8**



**-'GARNET': 6HX8W**

MOUNDING SHRUB WITH DEEPER RED COLOR THAN 'CRIMSON QUEEN'. FINELY CUT LEAVES HOLD THEIR COLOR WELL THROUGHOUT THE GROWING SEASON. **ZONE: 5-9**



**-'TAMUKEYAMA': 10HX12W**

BEAUTIFUL WEEPING LACE-LEAF MAPLE WITH RICH PURPLISH-RED FOLIAGE WHICH BECOMES SPECTACULAR SHADES OF RED IN FALL. **ZONE: 5-8**



**-'VIRIDIS': 10HX12W**

WEEPING DOME-SHAPED OR ROUND HEADED SHRUB WITH BRIGHT GREEN, DEEPLY LOBED LEAVES. YELLOW/ORANGE TONES DOMINATE THE TREE IN AUTUMN. **ZONE: 5-8**

#3	#5	#7	#15
\$110	\$140	\$220	\$289



**ACER PLATANOIDES 'CRIMSON KING' (CRIMSON KING NORWAY MAPLE) - 40HX35W**

ROUND-HEADED TREE WITH PURPLE FOLIAGE. MOST POPULAR OF THE RED-LEAFED NORWAY. A SLOWER GROWING NORWAY VARIETY. EXCELLENT SHADE TREE THAT IS TOLERANT TO DROUGHT. NO SPECIFIC INSECT OR DISEASE PROBLEMS. **ZONE: 3-7**

1.5"	1.75"	2"	2.5"	3"	3.5"	4"	4.5"	5"
\$199	\$249	\$299	\$349	\$449	\$549	\$649	\$749	\$899



**ACER PLATANOIDES 'ROYAL RED' (ROYAL RED NORWAY MAPLE) - 50HX50W**

OVAL FORM WITH DEEP BURGUNDY/RED FOLIAGE. SLOW GROWING WITH A STRONGER COLOR THAN 'CRIMSON KING'. EXCELLENT SPECIMEN OR SHADE TREE.

HEAT TOLERANT AND DROUGHT RESISTANT ONCE ESTABLISHED. **ZONE: 3-9**

1.5"	1.75"	2"	2.5"	3"
\$199	\$249	\$299	\$349	\$449



**ACER PLATANOIDES 'CRIMSON SENTRY' (CRIMSON SENTRY NORWAY MAPLE) - 40HX35W**

DENSE ROUNDED HEAD MAKES FOR AN EXCELLENT SHADE TREE. SLOW GROWING, NARROW BRANCHING HABIT. DENSE FOLIAGE THAT IS A PURPLE TURNS REDDISH BRONZE IN THE FALL. EASILY GROWN AND VERSATILE TO MANY ENVIRONMENTS. NO SPECIFIC INSECT OR DISEASE PROBLEMS. **ZONE: 3-7**

1.5"	1.75"	2"
\$199	\$249	\$299



**ACER RUBRUM (RED MAPLE) (N)**

ADAPTS WELL TO A WIDE RANGE OF CLIMATES AND SOIL CONDITIONS INCLUDING WET SOILS. GROWS AT A RAPID PACE. MATURE FORMS HAVE A ROUND HEAD. FOLIAGE IS GREEN IN THE SUMMER AND TURNS BRILLIANT RED IN THE FALL.

**VARIETIES:**

**-'ARMSTRONG': 50HX15W**

FAST GROWER WITH COLUMNAR HABIT, MAKES THIS A GOOD CHOICE FOR A NARROW PLANTING SPACE. FOLIAGE CHANGES TO A SCARLET COLOR IN THE FALL. **ZONE: 3-9**

**-'ARMSTRONG GOLD': 40HX15W**

DENSE, NARROW CROWN WITH BRIGHT GOLDEN-ORANGE FALL COLOR. TOLERANT TO VARIOUS ENVIRONMENTAL CONDITIONS. IDEAL FOR STREET PLANTINGS. **ZONE: 3-9**

**-'AUTUMN FLAME': 35HX35W**

VERY HARDY, DENSE, SYMMETRICAL, ROUNDED. FIRST TO COLOR IN FALL. SMALLER LEAVES THAN MOST RED MAPLES. SLOW GROWER. STERILE TREE (SEEDLESS). **ZONE: 4-8**

**-'FRANK JR.' (RED POINTE): 45HX30W**

UPRIGHT, BROAD, PYRAMIDAL SHAPE WITH A BRILLIANT RED FALL COLOR. FAST GROWER, WITH SINGLE LEADER AND STRONG BRANCH ANGLES. **ZONE: 4-8**

**-'FRANKSRED' (RED SUNSET): 45HX35W**

OVAL, UNIFORM FORM WITH DISTINCT GLOSSY GREEN SUMMER LEAVES, FOLLOWED BY ORANGE-RED FALL COLOR. HARDY TO SEVERE WINTER CONDITIONS. **ZONE: 3-9**

**-'OCTOBER GLORY': 40HX35W**

LUSTROUS GREEN FOLIAGE TENDS TO STAY LONGER THAN OTHER RED MAPLES BEFORE TURNING TO AN INTENSE ORANGE-RED IN FALL. **ZONE: 5-9**

**-'SUN VALLEY': 50HX35W**

ONE OF THE MORE UPRIGHT TREES IN THE SPECIES. CROSS BETWEEN 'RED SUNSET' AND 'AUTUMN FLAME'. HAS SILVERY BARK AND BRICK RED BRANCHES. **ZONE: 4-9**

1.5"	1.75"	2"	2.5"	3"	3.5"	4"	4.5"	5"
\$199	\$249	\$299	\$349	\$449	\$549	\$649	\$749	\$899



**ACER SACCHARUM (SUGAR MAPLE) (N)**

VERY QUICK GROWTH RATE. SHADE TOLERANT. MATURES AT A GREATER AGE. THICK LEATHERY FOLIAGE IS RESISTANT TO LEAF TATTER, SUMMER SCALD, HOT WINDS, LEAF HOPPER DAMAGE AND FROST CRACKING. EXCELLENT SHADE TREES.

1.5"	1.75"	2"	2.5"	3"	3.5"	4"	4.5"	5"
\$199	\$249	\$299	\$349	\$449	\$549	\$649	\$749	\$899

**ACER SACCHARUM (SUGAR MAPLE) VARIETIES:**

**-'BAILSTA' (FALL FIESTA): 60HX40W**

UPRIGHT, ROUNDED FORM. FAST GROWING. INTENSE YELLOW AND ORANGE-RED FALL COLOR. **ZONE: 3-8**



**-'GREEN MOUNTAIN': 45HX35W**

HAS A DESIRABLE OVAL CROWN, DARK GREEN LEAVES TURN ORANGE TO SCARLET IN THE FALL. **ZONE: 3-8**



**-'HIAWATHA' (OREGON TRAIL): 45HX40W**

UPRIGHT, OVAL CROWN WITH STRONG BRANCH STRUCTURE. FALL FOLIAGE IS BRILLIANT ORANGE-RED. **ZONE: 5-9**



1.5"	1.75"	2"	2.5"	3"	3.5"	4"	4.5"	5"
\$199	\$249	\$299	\$349	\$449	\$549	\$649	\$749	\$899

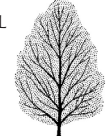
**ACER TRUNCATUM X PLATANOIDES**

MORE TOLERANT TO DROUGHT AND HEAT THAN NORWAY MAPLES. LEAVES ARE RESISTANT TO TATTER AND SCORCH WHILE RETAINING RICH, DARK, GLOSSY COLOR ALL SUMMER. **ZONE: 4-8**

**VARIETIES:**

**-'CRIMSON SUNSET': 35HX25W**

UPRIGHT OVAL SHAPE WITH DEEP PURPLE FOLIAGE THAT TURNS A MAROON-RED BRONZE IN THE FALL.



**-'RUBY SUNSET': 25HX20W**

BROAD OVAL CROWN. GLOSSY, DARK GREEN LEAVES TURN DEEP RED IN FALL.



**-'WARRENRED' (PACIFIC SUNSET MAPLE): 30HX25W**

UPRIGHT SPREADING, ROUNDED CROWN. LEAVES ARE GLOSSY, DARK GREEN ALL SUMMER, TURN SHADES OF YELLOW-ORANGE TO BRIGHT RED IN THE FALL.



1.5"	1.75"	2"	2.5"
\$199	\$249	\$299	\$349

**AESCULUS X ARNOLDIANA (AUTUMN SPLENDOR HORSE-CHESTNUT) - 35HX30W**

YELLOW-RED FLOWERS WITH 6" SPIKES AT THE ENDS OF BRANCHES YIELD FRUIT. DARK GREEN, SHINY LEAVES, SCORCH RESISTANT, AND TURN VIVID MAROON-RED IN FALL. PREFERS MOIST, FERTILE SOILS. VERY ATTRACTIVE ORNAMENTAL HYBRID. **ZONE: 4-8**



2.5"	3"
\$399	\$449

**AESCULUS X CARNEA (BRIOTII HORSE-CHESTNUT) - 35HX40W**

BROADLY ROUNDED TREE WITH DEEP RED FLOWERS BORNE ON 10" UPRIGHT PANICLES. CLEAN, DARK GREEN FOLIAGE RESISTANT TO FOLIAR DISEASE. ATTRACTIVE RED FLOWERS YIELD SLIGHTLY-PRICKLY, HUSKY CAPSULES (TREE NUTS). **ZONE: 4-9**



**AESCULUS X CARNEA 'FORT MCNAIR' (FORT MCNAIR HORSE-CHESTNUT) - 35HX25W**

DISEASE RESISTANT DENSE, ROUNDED CROWN DARK GREEN FOLIAGE TURNS SHADES OF GOLD AND YELLOW IN FALL. HAS SHOWY, DENSE PANICLES OF PINK FLOWERS WITH YELLOW THROATS IN SPRING. PERFECT FOR SMALL LANDSCAPES. **ZONE: 4-9**



1.5"	1.75"	2"	2.5"
\$249	\$299	\$349	\$399

**AESCULUS GLABRA (OHIO BUCKEYE) - 60HX40W**

SMALL TO MEDIUM SHADE TREE WITH AN OVAL-ROUNDED CANOPY. LEAVES TURN BRIGHT ORANGE AND YELLOW IN THE FALL. PRODUCE DARK FRUIT. **ZONE: 3-7**



3"
\$449


**AESCULUS HIPPOCASTANUM 'BAUMANNII' (BAUMANNII HORSE-CHESTNUT) - 70HX50W**  
 MEDIUM SIZED SHADE TREE WITH AN UPRIGHT, OVAL CROWN. LIGHT GREEN LEAVES MATURE TO A DARK GREEN THROUGH SUMMER. FALL FOLIAGE ARE SHADES OF YELLOW AND BROWN. FRUITLESS. **ZONE: 3-8**

1.5"	1.75"	2"
\$249	\$299	\$349




**AMELANCHIER CANADENSIS 'SHADBLOW' (SERVICEBERRY) - 30HX20W (N)**  
 LOW MAINTENANCE, UPRIGHT SHRUB/SMALL TREE. SLIGHTLY FRAGRANT WHITE, DROOPING CLUSTER FLOWERS. SMALL ROUND GREEN BERRIES FADE RED-DARK WHEN MATURE. MEDIUM-DARK LEAVES TURN ORANGE-RED IN FALL. **ZONE: 4-8**

SINGLE STEM					CLUMP		
1.5"	1.75"	2"	2.5"	3"	4'	5'	6'
\$199	\$249	\$299	\$349	\$449	\$169	\$209	\$259



**AMELANCHIER GRANDIFLORA (SERVICEBERRY)**  
 SMALL, DECIDUOUS, USUALLY MULTI-TRUNKED UNDERSTORY TREE OR TALL SHRUB. WHITE SPRING FLOWERS FOLLOWED BY EDIBLE FRUITS IN JUNE. BERRIES RESEMBLE BLUEBERRIES IN TASTE AND MAY BE USED IN JAMS, JELLIES AND PIES.

**VARIETIES:**  
**-'AUTUMN BRILLIANCE SERVICEBERRY': 20HX15W**  
 A FAST GROWING TREE WITH IMPRESSIVE SOFT, WHITE BLOSSOMS IN SPRING. DARK GREEN DISEASE RESISTANT LEAVES TURN BRILLIANT RED IN FALL. **ZONE: 4-9**



**-'PRINCESS DIANA': 20HX15W**  
 DARK GREEN LEAVES TURN BRILLIANT RED AND ORANGE IN THE FALL. YELLOW BUDS WITH WHITE SPRING FLOWERS PRODUCE DEEP BLUE-PURPLE BERRIES. **ZONE: 4-9**

SINGLE STEM					CLUMP	
1.5"	1.75"	2"	2.5"	3"	5'	6'
\$199	\$249	\$299	\$349	\$449	\$209	\$259



**AMELANCHIER LAEVIS 'ROGERS' (LUSTRE ALLEGHENY SERVICEBERRY) - 25HX20W (N)**  
 MULTI-STEMMED UPRIGHT OVAL FORM. FRAGRANT WHITE FLOWERS IN SPRING YIELD SMALL DARK PURPLE BERRIES. YELLOW TO ORANGE-RED FALL FOLIAGE. **ZONE: 4-8**

1.5"	1.75"
\$199	\$249



**AMELANCHIER X 'RAINBOW PILLAR' (RAINBOW PILLAR SERVICEBERRY) - 20HX10W**  
 TALL, NARROW GROWTH HABIT. SHOWY WHITE FLOWERS IN SPRING FOLLOWED BY DEEP PURPLE FRUITS. FAST GROWING WITH RED TO ORANGE FALL COLOR. **ZONE: 4-7**

1.5"
\$199



**ARONIA ARBUTIFOLIA 'BRILLIANTISSIMA' (CHOKEBERRY) - 8HX4W (N)**  
 IMPROVED, COMPACT VARIETY. CREAMY WHITE FLOWERS IN SPRING. GLOSSY RED EDIBLE FRUIT. BRILLIANT RED FALL COLOR. GREAT FOR NATURALIZED AREAS, NEAR POND OR STREAM MARGINS. **ZONE: 4-9**

#3
\$42



**ARONIA MELANOCARPA (BLACK CHOKEBERRY) (N)**

DENSELY BRANCHED WITH GLOSSY GREEN FOLIAGE. PERFECT FOR LOW HEDGES OR SCREENING. SHRUB IS COVERED IN DAINTY WHITE FLOWER CLUSTERS IN SPRING. FLOWERS YIELD BLUE-BLACK BERRIES THAT ATTRACT BIRDS. FALL FOLIAGE TURNS BRIGHT REDS AND ORANGES. **ZONE: 3-8**

**VARIETIES**

-**'GROUNDHOG'**: 1HX3W, DWARF SELECTION OF BLACK CHOKEBERRY

-**'LOW SCAPE HEDGER'**: 5HX3W, COLUMNAR FORM.

-**'LOW SCAPE MOUND'**: 2H3W, SMALL MOUND-ROUNDED FORM

#3

\$42

**BERBERIS THUNBERGII 'AUREA' (GOLDEN JAPANESE BARBERRY) - 4HX5W**

**(NYDEC INVASIVE SPECIES COMPLIANT VARIETY)** COMPACT, UPRIGHT, SLOW-GROWING, MULTI-STEMMED SHRUB. KNOWN FOR ITS BRIGHT YELLOW FOLIAGE THROUGH THE GROWING SEASON, CHANGES TO ORANGE-RED IN THE FALL. STEMS HAVE SHARP THORNS. PRODUCES SMALL PALE YELLOW FLOWERS MID SPRING WHICH YIELD BRIGHT RED BERRIES IN FALL. **ZONE: 4-8**

#3

\$42

**BERBERIS THUNBERGII 'WORRY FREE' (NYDEC NON-INVASIVE SPECIES VARIETY)**

WORRY FREE VARIETIES ARE STERILE (WILL NOT SPREAD AND FLOWER HEADS DO NOT NEED TO BE REMOVED TO LIMIT SEED PRODUCTION). COMPACT, MOUND FORM PRODUCES YELLOW FLOWERS. ACCENT PLANT FOR LOW HEDGES OR BORDERS. TOLERANT TO DEER AND PARTIAL SHADE. REQUIRES VERY LITTLE MAINTENANCE. **ZONE: 4-9**

**VARIETIES:**

-**'CRIMSON CUTIE'** - 2HX4W, FOLIAGE IS A PURPLISH-RED SPRING THROUGH FALL.

-**'LEMON CUTIE'** - 2HX3W, FOLIAGE IS GOLDEN YELLOW SPRING THROUGH FALL

-**'LEMON GLOW'** - 3HX4W, FOLIAGE IS SHADES OF YELLOW SPRING THROUGH FALL

#2

#3

\$36.50 | \$42

**BETULA 'CRIMSON FROST' (CRIMSON FROST BIRCH) - 40HX25W**

SINGLE STEM TREE OR MULTI STEM (CLUMP) SHRUB. PURPLE LEAF BIRCH WITH A SMALL TO MEDIUM SIZED PYRAMIDAL SHAPE. SOME RESISTANCE TO THE BRONZE BIRCH BORER. EXCELLENT SPECIMEN. **ZONE: 4-7**

**SINGLE STEM**

**CLUMP**

1.5"	1.75"	6'	8'	10'	12'
\$189	\$209	\$189	\$239	\$279	\$329



**BETULA NIGRA 'CULLY' (HERITAGE RIVER BIRCH) - 45HX35W (N)**

RAPID GROWER, PYRAMIDAL FORM WITH DARK GREEN FOLIAGE. THE PEELING CINNAMON-TAN BARK EXPOSES SOFT WHITE INNER BARK ADDING SHOWY WINTER INTEREST. ATTRACTIVE ADDITION OR CENTERPIECE FOR ANY LANDSCAPE. **ZONE:3-9**

**SINGLE STEM**

**CLUMP**

1.5"	1.75"	6'	8'	10'	12'	14'
\$189	\$209	\$189	\$239	\$279	\$329	\$389



**BETULA NIGRA 'LITTLE KING' (LITTLE KING RIVER BIRCH) - 10HX10W**

DWARF FORM IDEAL FOR SMALL GARDENS OR LIMITED SPACE. EXCELLENT PEST AND DISEASE RESISTANCE, PLUS HIGH HEAT TOLERANCE. COMPACT, LOW BRANCHING WORKS AS AN ACCENT OR IN GROUPS AS A HEDGE/SCREEN. **ZONE: 4-9**

#7

\$119





## BETULA PLATYPHYLLA 'ROYAL FROST' (JAPANESE WHITE BIRCH) - 40HX25W

TALL PYRAMIDAL SHAPE WITH SLIGHTLY PENDANT BRANCHLETS. GROWS FASTER THAN 'CRIMSON FROST'. LEAVES ARE A YELLOW-GREEN COLOR IN SUMMER. NOTED FOR ITS WHITE BARK AND STUNNING BURGUNDY-RED FALL FOLIAGE. RESISTANT TO BRONZE BIRCH BORER. **ZONE: 3-6**



### SINGLE STEM

### CLUMP

1.5"	1.75"	6'	8'	10'	12'
\$189	\$209	\$189	\$239	\$279	\$329

## BUDDLEIA DAVIDII (BUTTERFLY BUSH)

THIS SUN-LOVER COMES IN HUES FROM PURE WHITE TO DEEP PURPLE. FROM MIDSUMMER UNTIL FROST, BUTTERFLY BUSH EARNS ITS NAME AS BUTTERFLIES FLY FROM FLOWER TO FLOWER IN SEARCH OF NECTAR. DEER AND RABBIT RESISTANT. **ZONE: 5-9**

### VARIETIES:

-**'BLACK KNIGHT'**: 8HX5W. LIGHTLY FRAGRANT, DARK VIOLET-PURPLE FLOWER SPIKES. FAST-GROWING SHRUB, HARDIER THAN OTHER VARIETIES. DIES BACK IN COLD WINTER AREAS, EMERGES VIGOROUSLY IN SPRING. **ZONE:5-9**

-**'LO & BEHOLD BLUE CHIP'**: 2.5HX2.5W, MINIATURE FORM HAS ALL THE APPEAL IN A SMALLER PACKAGE! BLUE FRAGRANT FLOWERS BLOOM FROM MID SUMMER TO THE FIRST FROST.

-**'LO & BEHOLD PINK MICRO CHIP'**: 2HX2W, TINY, TIDY MOUND OF ORCHID-PINK FLOWER SPIKES, CREATES A PINCUSHION HABIT. EARLIER BLOOMING THAN OTHER VARIETIES, GIVING COLOR FROM EARLY SUMMER THROUGH FIRST FROST.

-**'MISS MOLLY'**: 5HX5W, REFINED HABIT WITH INTENSE RED COLORED, FRAGRANT FLOWERS. FLOWERS APPEAR FOR MONTHS EVERY SUMMER WITHOUT DEADHEADING.

-**'MISS VIOLET'**: 5HX5W, COMPACT FORM WITH VIBRANT DARK PURPLE COLORED, FRAGRANT FLOWERS. FLOWERS APPEAR ALL SUMMER WITHOUT DEADHEADING.

-**'WHITE PROFUSION'**: 5HX5W, PROBABLY THE MOST POPULAR OF THE WHITE CULTIVARS, INTRODUCED TO COMMERCE IN 1945 AND STILL REGARDED AS ONE OF THE BEST.

#2	#3
\$36.50	\$42

## BUDDLEIA PUGSTER (PUGSTER BUTTERFLY BUSH)

THIS UNIQUE SERIES OFFERS FULL SIZED FLOWERS ON A DWARF PLANT THAT BLOOM ALL SUMMER WITHOUT DEADHEADING. THICK, STURDY STEMS OFFER VASTLY IMPROVED HARDINESS AND WINTER SURVIVAL. FRAGRANCE FROM THE FLOWERS ATTRACTS POLLINATORS. **ZONE: 5-9**

### VARIETIES:

-**'PUGSTER AMETHYST'**: 2HX2W, BLOOMS EARLY SUMMER THROUGH FIRST FROST. AMETHYST-PURPLE TONED FLOWERS WITH A TINY YELLOW-ORANGE EYE IN THE CENTER.

-**'PUGSTER BLUE'**: 2HX2W, BLOOMS FROM EARLY SUMMER THROUGH FIRST FROST. TRUE-BLUE FLOWERS WITH A TINY YELLOW-ORANGE EYE IN THE CENTER.

-**'PUGSTER PERIWINKLE'**: 2HX2W, EACH BLOOM IS A FULL, DENSE CLUSTER OF SOFT PURPLE BLOOMS, EMITTING A HONEY-SWEET FRAGRANCE.

#2	#3
\$36.50	\$42

## BUXUS (BOXWOOD)

BROAD-LEAF EVERGREEN, BEST GROWN IN EVENLY MOIST, WELL-DRAINED SOILS IN FULL SUN TO PART SHADE. GLOSSY, DARK GREEN FOLIAGE. TOLERANT OF PRUNING AND SHEARING. WIDELY PLANTED THROUGHOUT THE UNITED STATES. WORK WELL IN FOUNDATION PLANTINGS AND LOW HEDGES. **ZONE: 5-8**

### VARIETIES:

-**'FRANKLIN'S GEM': 2HX3W**, DWARF VARIETY. FOLIAGE TURNS RICH OLIVE GREEN IN WINTER.

-**'GREEN MOUND': 3HX3W**, COMPACT, ROUNDED CULTIVAR. SMALL CLUSTERS OF CREAMY GREEN FLOWERS BLOOM MID SPRING.

-**'GREEN MOUNTAIN'/'GREEN MT. COLUMN'/'GREEN MT. PYRAMIDAL': 5HX3W**, COLD-HARDY HYBRID BOXWOOD KNOWN FOR ITS SEMI-UPRIGHT, ROUNDED, PYRAMIDAL SHAPE. FLOWER CLUSTERS BLOOM MID SPRING.

-**'GREEN VELVET': 4HXW**, FULL BODIED SHRUB. FOLIAGE KEEPS ITS RICH GREEN COLOR THROUGH WINTER. VIGOROUS, ROUNDED FORM IF LEFT UNSHEARED. ONE OF THE HARDIEST CULTIVAR

-**'NEW GEN FREEDOM': 5HX5W**, GROWS QUICKER THAN MOST VARIETIES. GOOD RESISTANCE TO BOXWOOD BLIGHT AND LEAFMINER. REQUIRES ANNUAL PRUNING TO KEEP DENSE BRANCHING.

-**'NEW GEN INDEPENDENCE': 4HX4W**, GOOD RESISTANCE TO BOXWOOD BLIGHT AND LEAFMINER. REQUIRES PRUNING TO MAINTAIN UNIFORM SHAPE.

-**'WINTERGEM': 4HX4W**, VIGOROUS CULTIVAR, TOLERANT OF PRUNING OR SHEARING.

#2	#3	#5/18-24"	#10/2-2.5'	2.5-3'
\$35	\$49	\$89	\$135	\$159

## CARAGANA ARBORESCENS 'PENDULA' (WEEPING SIBERIAN PEA) - 8HX8W

SMALL, SLOW-GROWING, WEEPING TREE WITH STIFFLY PENDULOUS BRANCHES. PEA-LIKE YELLOW FLOWERS AND FEATHERY FOLIAGE ARE PRODUCED IN SPRING. ONCE ESTABLISHED, TREE IS DROUGHT RESISTANT AND TOLERATES POOR SOIL AND SEMI-SHADE. GOOD SUBJECT FOR CHALLENGING AREAS OF THE GARDEN. **ZONE: 2-7**



1.5"	48"HD
\$209	\$250

## CARPINUS BETULUS (EUROPEAN HORNBEAM)

EXCELLENT IN GROUPINGS AROUND LARGE BUILDINGS AND ALSO USEFUL AS SCREENS, HEDGES, AND WINDBREAKS. THE EUROPEAN HORNBEAM HAS DENSELY TEXTURED FOLIAGE AND HANDSOME, SLATE-GRAY SMOOTH TO FLUTED BARK. THE DARK GREEN LEAVES TURN AN ATTRACTIVE YELLOW IN THE FALL. THE BARK AND BUDS ARE ORNAMENTAL IN WINTER. LOW MAINTENANCE AND TOLERANT TO HEAT AND DROUGHT WHEN ESTABLISHED.

**ZONE 4-8**

### VARIETIES:

-**'EMERALD AVENUE': 40HX30W**

DEEP GREEN, CORRUGATED LEAVES GIVE COOL SUMMER SHADE. FOLIAGE TURNS GOLDEN-YELLOW IN AUTUMN. WELL ADAPTABLE.

-**'FASTIGIATA' (COLUMNAR): 35HX25W**

SMALL-LEAFED, NARROW DENSE, UPRIGHT TREE WITH A FORMAL APPEARANCE BECOMES MORE PYRAMIDAL WITH AGE. RELATIVELY FREE OF DISEASE AND INSECTS. MAKES AN EXCELLENT STREET TREE WITH NICE YELLOW FALL COLOR.

-**'FRANS FONTAINE': 50HX20W**

SIMILAR TO 'FASTIGIATA', BUT RETAINS ITS SLEEK, COLUMNAR FORM. FOLIAGE IS A RICH GREEN THAT BECOMES GOLDEN-YELLOW IN FALL.

-**'PENDULA' (WEEPING): 25HX15W**

DENSE, DARK GREEN CROWN WITH A FALL FOLIAGE THAT IS YELLOW-ORANGE. TOLERATES VARIOUS SOIL CONDITIONS.



**CARPINUS BETULUS VARIETIES CONTINUED:**

**-'PYRAMIDALIS' (PYRAMIDAL): 35HX25W**

EASILY GROWN IN WELL-DRAINED SOIL. HAS A PYRAMIDAL TO OVATE CROWN WITH DARK GREEN LEAVES. SLIGHTLY SUSCEPTIBLE TO FOLIAR DISEASES. FALL FOLIAGE IS A YELLOW TO ORANGE. PRODUCES FRUIT.

1.5"	1.75"	2"	2.5"
\$249	\$299	\$349	\$399



**CARPINUS CAROLINIANA (AMERICAN HORNBEAM): 30HX30W**

(COMMONLY CALLED BLUE BEECH, MUSCLEWOOD, OR IRONWOOD) SLOW GROWING, UNDER STORY TREE WITH AN ATTRACTIVE GLOBULAR FORM. MATURE TRUNK AND BRANCHING EXHIBIT A DISTINCT MUSCLE-LIKE FLUTING. FOLIAGE IS DARK GREEN AND TURNS SHADES OF YELLOW, ORANGE AND RED IN FALL.. **ZONE: 3-9**

1.5"	1.75"	2"	2.5"	3"	3.5"	4"
\$249	\$299	\$349	\$399	\$449	\$499	\$549



**CARYOPTERIS X CLANDONENSIS (BLUEBEARD) - 3HX3W**

THESE PLANTS CAN TAKE WORST OF THE HOT SUMMER AND STILL MANAGE TO PERFORM WELL. OFFERS DEPENDABLE FOLIAGE. LOW-GROWING, FINELY-TEXTURED MOUNDS ARE DEER RESISTANT. **ZONE: 5-8**

**VARIETIES**

**-'BLUE MIST':** POWDER BLUE FLOWERS THAT LAST SPRING THROUGH LATE SUMMER.

**-'DARK KNIGHT':** DARK PURPLE-BLUE FLOWERS FROM MID TO LATE SUMMER.

#2	#3
\$36.50	\$42

**CATALPA BIGNONIODES 'NANA' (NANA CATALPA TREE) - 12HX15W**

SLOW GROWING SMALL TREE, SMALLER THAN OTHER CATALPA VARIETIES. ROUNDED HEAD WITH HEART SHAPED LEAVES, TURN YELLOW IN FALL. **ZONE: 5-9**

#15 / 6'
\$149



**CATALPA SPECIOSA (NORTHERN CATALPA) - 60HX40W**

TOLERATES VARIOUS SOIL CONDITIONS AND SEASONAL FLOODING. NARROW OVAL CROWN IS USUALLY IRREGULAR SHAPED. FOLIAGE IS LIGHT GREEN TO YELLOW-GREEN, TURNING YELLOW IN FALL. WHITE FLOWERS WITH PURPLE AND YELLOW INNER SPOTTING APPEAR LATE SPRING AND LOOK LIKE ORCHIDS (BELL SHAPED). **ZONE: 4-8**

2"	2.5"	3"
\$299	\$349	\$449



**CELTIS OCCIDENTALIS (COMMON HACKBERRY) - 70HX40W (N)**

LARGE, UPRIGHT-OVAL, RAPIDLY GROWING SHADE TREE. GREEN FOLIAGE THAT CHANGES TO YELLOW IN FALL. RESISTANT TO DROUGHT, WIND AND HEAT. **ZONE: 2-9**

1.5"	2"	2.5"	3"	3.5"	4"	4.5"	5"
\$199	\$299	\$349	\$449	\$549	\$649	\$749	\$899



**CERCIDIPHYLLUM JAPONICUM (KATSURA TREE) - 50HX40W**

UPRIGHT AND PYRAMIDAL SHAPE. LOW BRANCHING SOMETIMES GIVES MULTI-STEMMED LOOK. WHEN MATURE THE CROWN BECOMES ROUNDED WITH BLuish GREEN FOLIAGE. **ZONE: 4-8**

1.5"	1.75"	2"	2.5"
\$249	\$299	\$349	\$449

**CERCIDIPHYLLUM JAP. VARIETIES:**

**- 'PENDULUM' (WEeping KATSURA TREE) - 20HX15W**

EYE-CATCHING SPECIMEN WITH DENSE, WEeping BRANCHES. FOLIAGE IS A BEAUTIFUL BLUE-GREEN THAT TURNS BRIGHT YELLOW IN FALL.



**- 'ROTFUCHS' (RED FOX KATSURA TREE): 20HX15W**

LEAVES EMERGE AS A DEEP BURGUNDY PURPLE WITH YELLOW GREEN VEINING AND WHITE MARGINAL TEETH. LEAF COLOR FADES TO A BLUE GREEN IN MID-SUMMER, CHANGING TO GOLD, ORANGE-RED IN FALL.



1.5"	1.75"	2"	2.5"
\$249	\$299	\$349	\$449

**CERCIS CANADENSIS (EASTERN REDBUD) - 30HX25W**

STUNNING TREE WITH AN OPEN HABIT. BLOOMS EARLY SPRING, BEGINNING WITH A PURPLISH-RED TINT AND OPEN TO A PURPLISH-PINK COLOR. HAS HEART SHAPED LEAVES AND YELLOW AUTUMN COLORED FOLIAGE.

**VARIETIES:**

**-'ALBA' (WHITE): 20HX25W**

FOLIAGE OF MEDIUM GREEN FILLS THE OPEN SPREADING CROWN. WHITE PROFUSE SPRING FLOWERS ON BARE BRANCHES. **ZONE: 4-9**



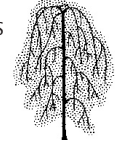
**-'COVEY' (LAVENDER TWIST): 6HX8W**

ROSY PINK FLOWERS IN SPRING. BEAUTIFUL WEeping HABIT CREATES AN UMBRELLA SHAPED CROWN. HAS DARK GREEN LEAVES IN SUMMER. **ZONE: 5-9**



**-'PINK HEARTBREAKER': 15HX10W**

BRILLIANT SPRING PINK BLOOM WITH STRONGER AND WIDER SPREADING BRANCHES THAN COVEY. SUMMER FOLIAGE IS GREEN THAT TURNS RED IN FALL. **ZONE: 5-8**



**SINGLE STEM**

1.5"	1.75"	2"	2.5"	3"
\$199	\$249	\$299	\$349	\$449

**MULTI STEM**

4'	5'	6'
\$169	\$209	\$259

**CERCIS CANADENSIS 'FOREST PANSY'(FOREST PANSY REDBUD) - 20HX15W**

BEAUTIFUL LANDSCAPE TREE, VALUED FOR ITS BRILLIANT SCARLET-PURPLE COLOR WHEN YOUNG AND MAROON COLOR WHEN MATURE. HAS ROSY-PINK FLOWERS ON BARE BRANCHES THAT BRIDGE THE GAP BETWEEN WINTER AND SPRING! **ZONE: 5-9**



1.5"	1.75"	2"
#249	\$299	\$359

**CERCIS CANADENSIS 'RUBY FALLS' (WEeping EASTERN REDBUD) - 6HX4W,**

WEeping HABIT. PINKY RED FLOWERS BLOOM IN THE SPRING BEFORE HEART SHAPED MAROON RED LEAVES FORM. THE LEAVES MATURE TO DARK GREEN BY LATE SUMMER. **ZONE: 5-9**



1.75"	2"
\$359	\$429

**CHAMAECYPARIS NOOTKATENSIS 'PENDULA' (WEeping ALASKAN CEDAR) - 30HX10W**

MEDIUM TO LARGE SIZE PYRAMIDAL EVERGREEN THAT HAS DROOPING BRANCHLETS WHICH DRAPE FROM SPREADING AND UP-CURVED BRANCHES. SCALE-LIKE FOLIAGE, ROUNDED SEED CONES, GRAY BARK THAT PEELS IN SCALE LIKE FASHION. GROWN WELL IN MEDIUM SOIL MOISTURE LIKE ALONG STREAMS AND RAVINES. PREFERS FULL SUN TO PARTIAL SHADE. GREAT ACCENT SPECIMEN. **ZONE:4-7**



4'	5'
\$229	\$279

**CHAMAECYPARIS PISIFERA (SAWARA CYPRESS) - 10HX10W**

HARDY, DENSE, PYRAMIDAL, DWARF EVERGREEN SHRUB. PERFECT SPECIMEN FOR FOUNDATION PLANTINGS OR IN HEDGES. VERY LITTLE MAINTENANCE REQUIRED. **ZONE: 4-8**

**VARIETIES:****-'SOFT SERVE'**

BRIGHT GREEN FOLIAGE KEEPS ITS BRILLIANT COLOR YEAR ROUND.

**-'SOFT SERVE GOLD'**

GOLDEN GREEN FOLIAGE KEEPS ITS BRILLIANT COLOR YEAR ROUND.

#3

\$42

**CHAMAECYPARIS PISIFERA 'FILIFERA AUREA NANA' (GOLD MOP FALSECYPRESS) - 4HX4W**

FORMS A DELICATE, GOLDEN LACY MOUND THAT CREATES A WATERFALL-LIKE EFFECT. NEW GROWTH EMERGES BRIGHT GOLDEN-YELLOW AND HOLDS COLOR THROUGHOUT THE YEAR, SLOWLY FADING TO DARK GREEN IN AUTUMN. LOOKS LOVELY WHEN COMBINED WITH BOULDERS AND IN ROCKERIES. **ZONE: 4-8**

#1

#2

#3

#5

\$18.50

\$36.50

\$42

\$65

**CHIONANTHUS VIRGINICUS (WHITE FRINGE TREE) - 20HX20W**

LARGE SHRUB OR SMALL TREE WITH A ROUNDED CANOPY. SPRING BLOOMS ARE CREAMY WHITE, FRINGE-LIKE DROOPING CLUSTERS OF FLOWERS. FEMALE FLOWERS YIELD CLUSTERS OF DARK BLUE-BLACK OLIVE LIKE FRUITS IN LATE SUMMER. FOLIAGE TURNS YELLOW IN FALL. **ZONE: 3-9**

**MULTI-STEM****SINGLE STEM**

4'

1"

1.5"

\$199

\$149

\$199

**CLETHRA ALNIFOLIA (SUMMERSWEET)**

UPRIGHT, SUCKERING SHRUB HAS FRAGRANT WHITE OR PINK TERMINAL FLOWER SPIKES IN LATE SUMMER. THE BLOOMS LOOK LIKE BOTTLE BRUSHES AND ATTRACT BUTTERFLIES AND BEES. LEAVES TURN A PLEASANT YELLOW IN AUTUMN.

**VARIETIES:****-'HUMMINGBIRD': 4HX5W,**

FLUFFY, CREAMY-WHITE, BOTTLE-BRUSH FLOWER. **ZONE: 3-9**

**-'RUBY SPICE': 6HX5W,**

PINK, FRAGRANT, SUMMER FLOWERS, DARK GREEN LEAF. **ZONE: 3-9**

**-'SUGARTINA'/'CRYSTALINA': 3HX3W,**

FRAGRANT, WHITE, MID-SUMMER FLOWERS, YELLOW FALL FOLIAGE COLOR. **ZONE: 4-9**

**-'VANILLA SPICE': 6HX5W,**

FRAGRANT, EXTRA LARGE WHITE FLOWER SUMMER BLOOMS. **ZONE: 4-9**

#3

\$42

**CORNUS ALBA (TATARIAN DOGWOOD)**

RAPID-GROWING, MULTI-STEMMED, SUCKERING, DECIDUOUS SHRUB. CREAMY WHITE FLOWERS IN FLAT-TOPPED CLUSTERS BLOOM IN LATE SPRING. FLOWERS GIVE WAY TO BERRIES WHICH ARE ATTRACTIVE TO BIRDS. RED TWIGGED DOGWOOD. GOOD YEAR ROUND APPEAL.

**VARIETIES:****-'BAILHALO' (IVORY HALO): 6HX6W**

NOTED FOR ITS COMPACT SIZE, LARGE VARIEGATED, WHITE-EDGED LEAVES. BRIGHT RED TWIGS IN WINTER. GROWS IN ANY SOIL TYPE WITH ADEQUATE MOISTURE AND FULL TO PART SUN. **ZONE: 3-7**

#2

#3

#5

\$36.50

\$42

\$65

**CORNUS ALBA VARIETIES CONTINUED:**

**-'BUDS YELLOW' (YELLOW-TWIG): 8Hx7W**

STUNNING ORANGE-PURPLE FALL COLOR, ATTRACTIVE WHITE BERRIES MID-SUMMER. VIGOROUS AND ADAPTABLE, FORMING A THICKET OF UPRIGHT, CHERRY YELLOW STEMS. **ZONE: 3-7**

**-'ELEGANTISSIMA' (VARIEGATED RED TWIG): 8Hx5W**

VARIEGATED LEAVES, ATTRACTIVE BERRIES, STUNNING FALL COLOR AND SHOWY RED STEMS IN WINTER. VIGOROUS AND ADAPTABLE. NATURALLY FORMS A THICKET OF UPRIGHT, BLOOD RED STEMS. WHITE BERRIES ARE OFTEN TINGED BLUE OR GREEN. BEST COLOR IN FULL SUN. **ZONE: 2-8**

**-'FARROW' (ARCTIC FIRE): 4Hx4W**

DWARF, DENSE, RED-TWIG CULTIVAR. EARLY SPRING BLOOMS OF WHITE FLOWERS YIELD WHITE BERRIES. GREEN FOLIAGE TURNS RED IN FALL. TOLERATES A VARIETY OF SOIL CONDITIONS. **ZONE: 2-7**

**-'LITTLE REBEL': 4Hx4W**

SLOW GROWING, COMPACT SHRUB WITH DENSE GREEN FOLIAGE THAT STAYS A CRISP GREEN THROUGHOUT THE SUMMER. FALL BRINGS MAROON FOLIAGE AND GREEN STEMS TURN A FIERY RED FOR EXCELENT WINTER APPEAL. WELL SUITED TO A WIDE RANGE OF SOIL CONDITIONS. SHADE TOLERANT, BUT STAYS MORE COMPACT IN SUNNY LOCATIONS. **ZONE: 2-8**

**-'REGNZAM' (RED GNOME): 4Hx4W**

VERY COMPACT RED TWIGGED DOGWOOD, WITH SLENDER, DEEP GREEN LEAVES TINGED WITH RED, TURN CRIMSON RED IN THE FALL. CLUSTERS OF WHITE FLOWERS BLOOM IN MID SPRING YIELD SMALL BLUE FRUITS THAT RIPEN MID TO LATE FALL, ATTRACTING BIRDS. **ZONE: 3-7**

**-'SIBIRICA' (RED TWIG): 6Hx4W**

CURRENT YEAR'S GROWTH FEATURES OUTSTANDING CORAL-RED BRANCHES ON A MULTI-STEMMED SHRUB. YELLOWISH-WHITE FLOWERS ARE FOLLOWED BY SMALL BLUE BERRIES. **ZONE: 3-7**

#2	#3	#5
\$36.50	\$42	\$65

**CORNUS KOUSA (KOUSA DOGWOOD) - 30Hx30W**

SHOWY SMALL FLOWING TREE OR MULTI-STEMMED SHRUB. LARGE LEAF LIKE FLOWERS SURROUND THE TRUE FLOWERS, THAT BLOOM LATE SPRING. FLOWERS YIELD BERRIES THAT PERSISTS INTO FALL. DARK GREEN FOLIAGE TURNS ATTRACTIVE SHADES OF RED-PURPLE IN FALL. MORE DISEASE RESISTANCE AND COLD HARDY THAN OTHER FLOWERING DOGWOODS.

**VARIETIES:**

**-'CHINENSIS': 25Hx25W**

WHITE FLOWER BRACTS COVER THE TREE LATER IN THE SEASON THAN OTHERS. ITS DENSE HORIZONTAL LIMB STRUCTURE FORMS A ROUNDED CROWN. **ZONE: 5-8**

**-'CHINENSIS SATOMI': 20Hx20W**


UPRIGHT FORM WITH HORIZONTAL SPREADING BRANCHES AND LIGHT TO DARK PINK FLOWERS DEPENDING ON PLANTING PLACEMENT. ATTRACTIVE RED FRUITS MATURE IN FALL. **ZONE: 5-8**

**-'CHINENSIS SQUARE DANCE': 20Hx20W**

UPRIGHT FORM WITH SQUARE BRANCHING PATTERN. PRODUCES PINK AND WHITE FLOWERS. **ZONE: 5-8**

**-'RADIANT ROSE': 25Hx25W**

DENSE, ROUNDED FORM WITH LONG LASTING SUMMER BLOOMS OF DEEP PINK FLOWERS. EXCELLENT BURGUNDY RED FALL COLOR. MOTTLED BARK LENDS TO FANTASTIC WINTER APPEAL. **ZONE: 5-9**



TREE FORM		MULTI-STEM					
1.75"	2"	4'	5'	6'	8'	10'	
\$259	\$329	\$189	\$229	\$289	\$369	\$469	

**CORNUS KOUSA VARIETIES CONTINUED:**


**-'SCARLET FIRE': 25HX20W**

UPRIGHT OVAL FORM WITH PINK FLOWERS FUCHSIA AS THEY AGE. LOW MAINTENANCE AND DROUGHT TOLERANT UNLIKE OTHER VARIETIES. **ZONE: 5-8**

**-SUMMER FUN': 15HX15W**

MULTI-SEASONAL INTEREST WITH VARIEGATED FOLIAGE OF PINK AND WHITE THROUGH GREY GREEN LEAVES THAT CHANGES TO RED-ORANGE WITH PINK IN THE FALL. WHITE FLOWERS EMERGE LATE SPRING. **ZONE: 5-8**

TREE FORM		MULTI-STEM					
1.75"	2"	4'	5'	6'	8'	10'	
\$259	\$329	\$189	\$229	\$289	\$369	\$449	



**CORNUS SERICEA (RED TWIG/OSIER DOGWOOD)**

VERY HARDY SHRUBS THAT START WITH SMALL WHITE FLOWERS IN THE SPRING, YIELD PRETTY WHITE BERRIES. IN THE FALL THE LEAVES TURN RED-PURPLE. IN WINTER, LOOSES ITS LEAVES, REVEALING RED COLORED STEMS.

**VARIETIES:**

**-'BAILADELINE' (FIRE DANCE) : 4HX5W**

COMPACT, UNIFORM DOGWOOD SHRUB, EXCELLENT MASS PLANTINGS. **ZONE: 2-7**

**-'BAILEY' : 10HX10W**

RAPID GROWING MULTI-STEM SHRUB, NON SPREADING DOGWOOD. **ZONE: 3-8**

**-'CARDINAL' : 9HX12W**

LOOSE ROUNDED DOGWOOD SHRUB, WILL SPREAD THROUGH ROOT STOLONS. **ZONE: 3-8**

#2	#3	#5
\$36.50	\$42	\$65

**CORNUS STOLONIFERA 'ARCTIC FIRE' (ARCTIC FIRE DOGWOOD) - 4HX4W**

DWARF, COMPACT VARIETY IS GREAT FOR SMALLER GARDENS AND RESIDENTIAL LANDSCAPES. BRIGHT RED STEMS IN WINTER. TOLERANT OF A VARIETY OF SOIL AND LIGHT CONDITIONS. **ZONE: 3-8**

#2	#3	#5
\$36.50	\$42	\$65

**CORNUS S. 'FLAVIRAMEA' (GOLDEN-TWIG DOGWOOD) - 6HX6W**

KNOWN FOR ITS BRIGHT YELLOW WINTER STEMS. EXCELLENT BOARDER SHRUB OR SINGLE SPECIMEN. TOLERANT TO DEER AND A VARIETY OF SOIL CONDITIONS INCLUDING MOIST SOILS. **ZONE: 3-8**

#5
\$65

**CORYLUS AVELLANA 'CONTORTA' (CORK SCREW HAZEL) - 10HX10W**

ROUNDED, MULTI STEM SHRUB. CORK SCREW BRANCHING GIVING HIGH WINTER INTEREST. PALE YELLOW-GREY MONOECIOUS FLOWERS PRODUCE TOGETHER ON STEMS. **ZONE: 4-8**

#3
\$42

**COTINUS COGGYGRIA (SMOKE TREE)**

UPRIGHT, LOOSE-SPREADING, MULTI-STEMMED, DECIDUOUS SHRUB. IT GETS ITS COMMON NAME FROM THE BILLOWY HAIRS ATTACHED TO ELONGATED STALKS ON THE SPENT FLOWER CLUSTERS WHICH TURN A SMOKY PINK TO PURPLISH PINK IN SUMMER, THUS COVERING THE TREE WITH SMOKE-LIKE PUFFS THROUGHOUT SUMMER.

#3	#5	#7
\$42	\$59	\$79



**COTINUS COGGYGRIA VARIETIES:**

**-'ANCOT' (GOLDEN SPIRIT): 15HX15W**

SPECTACULAR FOLIAGE EMERGES LIME GREEN AND MATURES TO BRILLIANT GOLD THEN CHANGES TO CORAL/ORANGE/RED IN FALL. **ZONE: 5-8**

**-'GRACE': 15HX12W**

RIGHT WINE RED LEAVES MATURE TO DARK RED, TURN RED ORANGE GOLD IN FALL. DROUGHT TOLERANT. **ZONE: 5-9**

**-'PURPLE SUPREME': 15HX15W**

DARK PURPLE/RED LEAVES TURN BRICK RED IN FALL, RED FLOWER BLOOM LATE SPRING **ZONE: 5-8**

**-'ROYAL PURPLE': 15HX20W**

MULTI-STEMMED SHRUB FORMS AN URN-SHAPED PLANT AT MATURITY. BEAUTIFUL DEEP PURPLE-RED LEAVES HOLD THEIR COLOR THROUGHOUT THE SUMMER. TINY YELLOW FLOWERS. **ZONE: 4-8**

**-'VELVETEENY': 3HX3W**

PETITE FORM OFFERS SMOOTH PURPLE FOLIAGE AND FEATHERY PLUMES. GROWS WELL IN AVERAGE, WELL-DRAINED SOIL CONDITIONS AND REQUIRES LITTLE TO NO PRUNING. **ZONE: 4-8**

**-'WINECRAFT BLACK': 5HX5W**

THIS DWARF VARIETY OFFERS DARK PURPLE FOLIAGE THAT TURNS ALMOST BLACK IN THE SUMMER HEAT. FALL FOLIAGE IS BRIGHT ORANGE/RED. **ZONE: 4-8**

**-'YOUNG LADY': 6HX6W**

COMPACT VARIETY WITH ONE OF THE MOST PROLIFIC BLOOMS. FOLIAGE REMAINS GREEN ALL THROUGH THE SUMMER THEN TURNS AN ATTRACTIVE YELLOW-ORANGE-RED IN FALL.. **ZONE: 4-8**

#3	#5	5-6'	6-7'
\$42	\$79	\$249	\$309

**COTONEASTER APICULATUS 'TOM THUMB' (CRANBERRY COTONEASTER) - 2HX5W**

SUPERB LOW HEDGE OR GROUND-COVER FORMED BY SPREADING BRANCHES THAT DISPLAY AN INTERESTING HERRINGBONE PATTERN. SMALL, WHITE TO LIGHT PINK FLOWERS IN SPRING YIELD LARGE, BEAUTIFUL RED BERRIES THAT BRIGHTEN THE WINTER LANDSCAPE. **ZONE: 4-7**

#2	#3
\$36.50	\$42

**COTONEASTER HORIZONTALIS (ROCKSPRAY COTONEASTER) - 1.5HX6W**

COOL FALL TEMPERATURES BRING A BRILLIANT FLUSH OF COLOR TO FINELY TEXTURED, GLOSSY FOLIAGE. HIGHLY ORNAMENTAL RED BERRIES ON THIS EXCELLENT, SPREADING GROUND-COVER WITH THICK INTERTWINING, ARCHING BRANCHES. TOUGH, EASY AND ADAPTABLE. WITHSTANDS POOR SOILS AND DROUGHT, WHEN ESTABLISHED. **ZONE: 5-7**

#2	#3
\$36.50	\$42

**CRATAEGUS PHAENOPYRUM 'LUSTRE' (WESTWOOD HAWTHORN) - 30HX30W**

(N) A CULTIVAR OF WASHINGTON HAWTHORN. DENSE, THORNY, BRANCHING WITH DARK GREEN FOLIAGE IN SUMMER TURNS ORANGE-RED COLOR IN FALL. **ZONE: 3-8**

1.5"	1.75"
\$199	\$249



**CRATAEGUS VIRIDIS 'WINTER KING' (WINTER KING HAWTHORN) - 25HX25W**

(N) THORNLESS BROADLY OVAL SHAPED HAWTHORN. HAS WHITE FLOWERS, BRIGHT RED FRUIT, AND YELLOW FALL COLOR. ONE OF THE MOST RESISTANT HAWTHORN SPECIES. **ZONE: 4-7**

1.5"	1.75"	2"
\$199	\$249	\$299



**DEUTZIA GRACILIS 'CHARDONNAY PEARLS'(CHARDONNAY PEARLS DEUTZIA) - 5HX5W**

ADD SEASON LONG COLOR TO THE GARDEN WITH THIS EASY GROWING, BRIGHT BEAUTY! NUMEROUS PEARL-LIKE BUDS OPEN TO ATTRACTIVE WHITE FRAGRANT FLOWERS IN SPRING. IT CONTINUES TO SHINE WITH ITS BRIGHT YELLOW FOLIAGE. **ZONE: 5-8**

#2	#3
\$36.50	\$42

**DEUTZIA GRACILIS 'NIKKO' (DWARF NIKKO DEUTZIA) - 2HX5W**

A WONDERFUL SPRING ACCENT BECOMES QUITE SHOWY WHEN COVERED BY DOUBLE BLOOMS. LOW GROWING DWARF SHRUB, BRIGHT GREEN LEAVES ON ARCHING BRANCHES DISPLAY DEEP BURGUNDY FALL COLOR. **ZONE: 5-8**

#2	#3
\$36.50	\$42

**DEUTZIA X 'YUKI CHERRY BLOSSOM' (YUKI CHERRY BLOSSOM DEUTZIA) - 2HX2W**

FRAGRANT, CHERRY BLOSSOM FLOWERS ARE CREAMY WHITE WITH MAGENTA MARKINGS ON THE OUTER SURFACE OF THE DELICATE PETALS, ILLUMINATING DARK GREEN FOLIAGE IN SPRING. LOW GROWING, SPREADING SHRUB. DEEP BURGUNDY FALL FOLIAGE. **ZONE: 5-8**

#2	#3
\$36.50	\$42

**DEUTZIA 'YUKI SNOWFLAKE' (YUKI SNOWFLAKE DEUTZIA) - 2HX2W**

ELEGANT PURE WHITE FLOWERS IN SPRING COVER THIS VERY COMPACT, MOUNDED SHRUB EACH SPRING. DARK GREEN LEAVES TURN BURGUNDY IN FALL. **ZONE: 5-8**

#2	#3
\$36.50	\$42

**DIERVILLA X 'KODIAK ORANGE' (BUSH HONEYSUCKLE) - 3HX4W**

(N) DENSELY BRANCHED WITH YELLOW ORANGE TRUMPET SHAPED FLOWERS THROUGH THE SUMMER. DARK GREEN LEAVES EMERGE ORANGE IN SPRING AND TURN SHADES OF YELLOW AND OANGE IN FALL. NOT INVSIVE LIKE HONYSUCKLE VINE. **ZONE: 3-7**

#3
\$42

**EUONYMUS ALATUS 'COMPACTUS' (DWARF BURNING BUSH) - 8HX8W**

SENSATIONAL ACCENT OR HEDGE SPECIMEN. INTENSE SCARLET RED FALL COLORING. INTERESTING COMPACT, MOUNDED FORM DISPLAYS ATTRACTIVE RICH GREEN LEAVES. **ZONE: 4-9**

#3	#5	#7
\$42	\$59	\$79

**EUONYMUS FORTUNEI (WINTERCREEPER)**

DENSE, BROAD-LEAF TO SEMI-EVERGREEN PLANT THAT COMES IN A VARIETY OF FORMS. FOLIAGE REMAINS ALL YEAR ROUND. TOLERANT OF A WIDE RANGE OF TEMPERATURES.

**VARIETIES:**

- BLONDY: 2HX2W**, BRIGHT YELLOW LEAVES WITH DARK GREEN MARGINS. **ZONE: 5-8**
- EMERALD GAIETY: 4HX6W**, DEEP GREEN LEAVES, WHITE EDGES, PINK IN WINTER. **ZONE: 5-9**
- EMERALD GOLD SPLASH: 2HX2W**, SOFT GREEN AND YELLOW LARGE ROUND LEAVES. **ZONE: 5-8**
- EMERALD 'N GOLD: 2HX2W**, BRIGHT GREEN LEAVES W/ GOLD EDGES, PINK IN FALL. **ZONE: 5-9**
- MOONSHADOW: 3HX5W**, DARK GREEN MARGINS WITH LARGE YELLOW CENTER. **ZONE: 5-9**
- SUNSPOT: 3HX6W**, DARK GREEN LEAVES WITH YELLOW SPOTS. **ZONE: 5-7**

#2
\$36.50

## FAGUS SYLVATICA (COMMON/EUROPEAN BEECH)

LOW MAINTENANCE SHADE TREE HAS DENSE UPRIGHT OVAL CROWN. SIMILAR TO THE AMERICAN BEECH, HAS A SMALLER SIZE AND DARKER BARK.

### VARIETIES:

#### -'ASPENIFOLIA' (FERNLEAF): 25HX10W

MUSCULAR BRANCHES WITH FERN-LIKE GREEN FOLIAGE. AUTUMN FOLIAGE COLOR TURNS A GOLDEN BROWN. TOLERANT TO MANY SOIL CONDITIONS. **ZONE: 4-7**

#### -'DAWYCK PURPLE': 40HX12W

PURPLE LEAF FORM. HOLDS ITS PURPLE LEAF COLOR WELL IN THE SUMMER. YELLOW GREEN FLOWERS BLOOM MID-LATE SPRING. **ZONE: 4-7**

#### -'RIVERSII': 50HX40W

FOLIAGE EMERGES DEEP PURPLE IN SPRING, FADES TO PURPLE GREEN IN SUMMER AND FINALLY TURNS COPPER IN AUTUMN. **ZONE: 4-7**

#### -'ROTUNDIFOLIA' (ROUND LEAF): 40HX30W

SHINY, ROUNDED DARK GREEN LEAVES THAT ARE NOTABLY DIFFERENT FROM THIS SPECIES. LEAVES EMERGE LIGHT GREEN IN SPRING, MATURE TO DARK GREEN, TURN A HARVEST GOLD IN FALL. **ZONE: 4-7**

2"	2.5"
\$349	\$449

#### -'PURPLE FOUNTAIN': 25HX15W

PURPLE FOLIAGE ON A COLUMNAR, NARROW, WEEPING CANOPY. ONE OF THE SLOWER GROWING VARIETIES. **ZONE: 4-7**

2"
\$429

#### -'TRICOLOR': 30HX20W

VARIEGATED LIGHT LEAVES ARE SPECKLED WITH GREEN AND PINK MARGINS. NON SHOWY YELLOW GREEN FLOWERS BLOOM IN SPRING. **ZONE: 4-7**

1.5"
\$349



## FORSYTHIA X INTERMEDIA (FORSYTHIA)

BRILLIANT SMALL YELLOW FLOWERS BLOOM EARLY SPRING. EARLY BLOOM MAKES THIS SHRUB A TRUE HARBINGER OF SPRING. FLOWERS COVER WHOLE PLANT BEFORE LEAVES FORM. **ZONE: 5-8**

### VARIETIES:

-'COURTASOL' (GOLDEN TIDE): 2HX4W, DWARF CULTIVAR WITH COMPACT SPREADING SHAPE.

-'SHOW OFF SUGAR BABY': 2.5HX3W, VERY COMPACT, DWARF VARIETY, YELLOW FLOWERS.

-'SHOW OFF STARLET': 3HX3W, DWARF VARIETY WITH IMPROVED FLOWER DISPLAY.

#2	#3
\$36.50	\$42

## FORSYTHIA X INTERMEDIA 'LYNWOOD GOLD' (FORSYTHIA) - 9HX9W

DROUGHT TOLERANT SHRUB WITH UPRIGHT BRANCHING AND BRILLIANT YELLOW FLOWERS BLOOM EARLY SPRING BEFORE THE LEAVES EMERGE. **ZONE: 5-8**

#2	#3	#5	6'
\$36.50	\$42	\$49	\$99

## FORSYTHIA X 'MEADOWLARK' (MEADOWLARK FORSYTHIA) - 8HX10W

BRILLIANT YELLOW FLOWERS BLOOM EARLY SPRING. ONE OF THE HARDEST FORSYTHIAS WITH BUD SET AT EXTREMELY COLD TEMPERATURES. FAST GROWING SEMI-ARCHING HABIT. **ZONE: 5-8**

#3	4'	5'
\$42	\$109	\$119

**FOTHERGILLA GARDENII (DWARF FOTHERFILLA) - 4HX4W**

VALUABLE PLANT USED FOR HEDGES AND BORDERS. ATTRACTIVE IN 3 SEASONS; FRAGRANT SHOWY SPRING FLOWERS, GREEN LEAVES IN SUMMER AND BRILLIANT YELLOW, RED, ORANGE FALL COLOR. LOW, DENSE, BUSHY SHRUB. **ZONE: 5-8**

**FOTHERGILLA GARDENII 'MOUNT AIRY' (DWARF FOTHERGILLA) - 5HX5W**

HYBRID CULTIVAR WITH FRAGRANT WHITE FLOWERS THAT BLOOM IN SPRING AFTER DARK GREEN FOLIAGE EMERGES. FOLIAGE TURNS SHADES OF YELLOW, ORANGE, AND RED IN FALL. **ZONE: 5-8**

#3

\$49

**GINKGO BILOBA (GINKGO TREE)**

TREE WITH FAN SHAPED LEAVES. FOLIAGE IS RICH GREEN IN THE SUMMER THAT TURNS BRIGHT YELLOW IN FALL. FEMALE FORM PRODUCES POTENT FRUIT LIKE SEEDS. MALE FORM PRODUCES NO FRUIT.

**VARIETIES:**

**-'AUTUMN GOLD': 40HX25W**

MALE CULTIVAR. CROWN IS SYMMETRICAL AND BROADLY SPREADING. FALL FOLIAGE IS A UNIFORM GOLDEN/YELLOW THAT LASTS. **ZONE: 3-8**

**-'GOLDEN COLONNADE': 45HX15W**

MALE CULTIVAR. NARROW, OVAL, UPRIGHT FORM. FOLIAGE IS GREEN THAT TURNS BRIGHT YELLOW IN FALL. LOW MAINTENANCE. **ZONE: 4**

**-'GOLDEN GLOBE': 40HX30W,**

MALE CULTIVAR WITH AN OVAL CROWN AND DENSE BRANCHING. IS THE FASTEST GROWING MALE GINKGO. GREEN LEAVES TURN GOLDEN YELLOW IN FALL.. **ZONE: 5-9**

**-'MAGYAR': 50HX30W**

MALE CULTIVAR WITH STRONG UPRIGHT FORM. SLIGHTLY BROADER FORM THAN 'PRINCETON SENTRY'. GREEN LEAVES TURN A YELLOW GOLD IN FALL. **ZONE: 3-8**

**-'PRINCETON SENTRY': 40HX15W**

MALE CULTIVAR. NARROW, COLUMNAR FORM. LEAVES TURN A GOLDEN YELLOW IN FALL AND LAST A COUPLE WEEKS UNTIL THEY DROP QUICKLY. **ZONE: 3-8**

1.5"	1.75"	2"
\$249	\$299	\$349

**GLEDITSIA TRIACANTHOS (HONEYLOCUST)**

TALL, ROUNDED CROWN PRODUCES SHOWY WHITISH GREEN-YELLOW FLOWERS, BLOOM LATE SPRING, AND DARK PURPLE-BROWN SEED PODS. SMALL GREEN LEAFLETS TURN AN EXCELLENT YELLOW IN FALL. TOLERANT TO VARIOUS SOIL MOISTURES.

**VARIETIES:**

**-'DRAVES' (STREET KEEPER): 45HX20W**

NARROW FORM, STURDY ACCENT OR STREET TREE WITH A HIGH CANOPY. **ZONE: 4-8**

**-'INERMIS' (IMPERIAL): 40HX30W**

THIS THORNLESS AND ALMOST SEEDLESS VARIETY HAS A COMPACT FORM. GOOD STREET TREE. **ZONE: 3-8**


**-'SHADEMASTER': 60HX35W**

THIS EASY TO GROW TREE HAS A SYMMETRICAL FORM WITH ASCENDING BRANCHES. FOLIAGE REMAINS GREEN LONGER THAN OTHER HONEYLOCUST. **ZONE: 4-8**

**-'SKYLINE': 70HX35W**

IS A TOUGH THORNLESS TREE THAT CASTS A LIGHT SHADOW. **ZONE: 3-8**

1.5"	1.75"	2"	2.5"	3"	3.5"	4"	4.5"	5"
\$199	\$249	\$299	\$349	\$449	\$549	\$649	\$749	\$899



**GLEDITSIA TRIA. VARIETIES CONTINUED:**

**-'SUNBURST': 50HX35W**

STRONG PYRAMIDAL CROWN WITH GOLDEN TO BRIGHT GREEN LEAVES MAKE THIS TREE STAND OUT. WITHSTANDS EXTREME HEAT AND COLD. **ZONE: 3-8**

1.5"	1.75"	2"	2.5"	3"	3.5"	4"	4.5"	5"
\$199	\$249	\$299	\$349	\$449	\$549	\$649	\$749	\$899



**GYMNOCLADUS DIOICA (KENTUCKY COFFEE TREE) - 70HX50W**

(N) OVAL CROWN, WITH BLUE-GREEN LEAFLETS IN SUMMER AND TURN AN ORDINARY YELLOW IN FALL. IN THE LATE SPRING GREENISH WHITE FLOWERS EMERGE AND GIVE WAY TO REDDISH BROWN FLAT PODS WHICH LAST THROUGH WINTER. **ZONE: 3-8**

1.5"	1.75"	2"
\$199	\$249	\$299



**HAMAMELIS VERNALIS (OZARK WITCH HAZEL) - 10HX15W**

A SMALL TREE OR LARGE SHRUB WITH MULTIPLE, CROOKED STEMS FORMING AN IRREGULAR, OPEN CROWN. BRIGHT GOLDEN YELLOW FLOWER CLUSTERS APPEAR LATE WINTER-EARLY SPRING. COLD HARDY AND TOLERATES POOR SOILS AND VARYING MOISTURE. PERFECT SPECIMEN FOR SCREENS, HEDGES, AND BORDERS. **ZONE: 4-8**

4'	5'
\$169	\$209



**HAMAMELIS VIRGINIANA (COMMON WITCH HAZEL) - 20HX15W**

(N) LARGE SHRUB WITH AN IRREGULAR BRANCHING FORM. LARGE, ROUNDED, DARK-GREEN LEAVES OFTEN REMAIN INTO THE WINTER. FRUIT CAPSULES MATURE A YEAR AFTER FLOWERING. TOLERANT OF ROAD SALT AND CLAY SOIL. THIS IS A GREAT SPECIMEN PLANT OR FOR NATURALIZED LANDSCAPE. **ZONE: 3-8**

4'	5'
\$169	\$209



**HAMAMELIS X INTERMEDIA 'ARNOLD PROMISE' (WITCH HAZEL) - 15HX15W**

UPRIGHT, VASE SHAPED SHRUB. KNOWN FOR ITS SWEETLY FRAGRANT, BRIGHT YELLOW FLOWERS THAT BLOOM LATER THAN OTHER VARIETIES. ATTRACTIVE YELLOW-ORANGE FALL COLOR.

**ZONE: 5-8**

#7
\$129

**HIBISCUS SYRIACUS (ROSE OF SHARON)**

VIGOROUS, UPRIGHT, VASE-SHAPED, MULTI-STEMMED, SHRUB. MAY BE TRAINED AS A SMALL TREE OR ESPALIER (BRANCHES GROW FLAT AGAINST A SUPPORT). DEEP GREEN FOLIAGE. SHOWY, HOLLYHOCK-LIKE, FLOWERS (3" DIAMETER) APPEAR LATE SUMMER TO FALL. POLLINATOR FRIENDLY. GOOD ACCENT, MASS PLANTING, HEDGE/SCREEN, OR CONTAINER PLANT.

**VARIETIES:**

**-APHRODITE: 12HX10W**, SINGLE, HEAVILY RUFFLED, PINK BLOOMS WITH A RED EYE, NO SEEDS. **ZONE: 5-8**

**-ARDENS: 12HX10W**, EXTREMELY SHOWY, DOUBLE LILAC-PURPLE FLOWERS. **ZONE: 5-8**

**-AZURRI BLUE SATIN : 12HX6W**, DENSE FORM, LONG-BLOOMING, TRUE-BLUE OR VIOLET BLUE FLOWER WITH FEW TO NO SEEDS. **ZONE: 5-9**

**-BLUSHING BRIDE: 10HX6W**, LARGE DOUBLE BLOOM BLUSH PINK FLOWERS, POLLUTION TOLERANT. **ZONE: 5-9**

**-CHIFFON SERIES: 12HX6W**, LARGE, SINGLE BLUE, LAVENDER, PINK, OR WHITE FLOWERS WITH LACY CENTERS. **ZONE: 5-9**

## HIBISCUS SYRIACUS VARIETIES CONTINUED:

- COLLIE MULLENS: 10HX6W**, LARGE, SOLID ROSE-PINK, SEMI-DOUBLE FLOWERS. **ZONE: 5-9**
- LIL' KIM: 4HX4W**, DWARF, LONG LASTING WHITE BLOOMS WITH BOLD, MAROON EYE. **ZONE: 5-9**
- LIL' KIM VIOLET: 4HX4W**, DWARF, RED-VIOLET FLOWERS WITH A DEEP, RED EYE. **ZONE: 5-9**
- LUCY: 8HX6W**, STUNNING DISPLAY OF DOUBLE REDDISH-FUCHSIA STERILE FLOWERS. **ZONE: 5-8**
- RED HEART: 10HX8W**, OUTSTANDING LARGE WHITE FLOWERS WITH RED CENTER. **ZONE: 5-8**
- ROSE SATIN: 12HX6W**, LARGE, SINGLE ROSE-PINK FLOWERS WITH A RED EYE CENTER. **ZONE: 5-9**
- SANCHOYO: 8HX6W**, EXOTIC, FULLY DOUBLE, PEONY-LIKE, DARK PINK FLOWERS. **ZONE: 5-9**
- VIOLET SATIN: 12HX8W**, REBLOOMER, DARK PURPLE FLOWERS WITH DEEP RED EYE. **ZONE: 5-9**
- WOODBIDGE: 10HX6W**, LARGE, SINGLE DEEP ROSY PINK FLOWERS WITH A RED CENTER, POLLUTION TOLERANT. **ZONE: 5-9**

### SHRUB FORM      TREE FORM

#3	#7
\$45	\$129

## HYDRANGEA ANOMALA 'PETIOLARIS' (CLIMBING HYDRANGEA) - VINE 50-80'

VIGOROUS, DECIDUOUS, CLIMBING VINE, CLINGS TO SURFACES BY AERIAL ROOTLETS. SLOW-GROWING SHRUBBY HABIT UNTIL ESTABLISHED, THEN LONG STEMS ARE PRODUCED. MAGNIFICENT WHITE LACE-CAP FLOWERS BLOOM LATE SPRING. **ZONE: 4-8**

#1	#2	#3
\$24	\$36.50	\$42

## HYDRANGEA ARBORESCENS (SMOOTH/WILD HYDRANGEA)

IS A LOOSELY AND WIDELY BRANCHED DECIDUOUS SHRUB. IT IS NATIVE TO MOIST OR ROCKY WOODED SLOPES, RAVINES, STREAM BANKS AND BLUFF BASES FROM NEW YORK TO FLORIDA. ROUNDED WHITE BLOOMS ON NEW WOOD CONTINUOUSLY. DARK GREEN FOLIAGE.

### VARIETIES:

- 'ANNABELLE': 5HX6W**, NOTED FOR LARGE STERILE WHITE FLOWERS THAT BLOOM LATE SPRING EARLY SUMMER WITH A POTENTIAL FOR A DOUBLE BLOOM IN FALL. **ZONE: 3-9**
- 'INCREDIBALL': 5HX5W**, STUNNING, MASSIVE FLOWERS EMERGE LIGHT GREEN TURNING WHITE BEFORE TURNING GREEN AGAIN. EXCELLENT HARDY SHRUB FOR NORTHERN CLIMATES. **ZONE: 3-8**
- 'INCREDIBALL BLUSH': 5HX5W**, BEAUTIFUL SILVERY-PINK FLOWERS. COMBINES THE RELIABILITY OF 'ANNABELLE' HYDRANGEA WITH IMPROVED STEM STRENGTH OF 'INVINCIBELLE'. **ZONE: 3-8**
- 'INVINCIBELLE 'GARNETTA': 3HX3W**, IMPROVED DWARF VARIETY. SILVERY-PINK FLOWERS BLOOM LATER THAN OTHER INVINCIBELLE SERIES. RE-BLOOMING ABILITIES. STURDY STEMS. **ZONE: 3-8**
- 'INVINCIBELLE 'LIMETTA': 3HX3W**, AN IMPROVED DWARF VARIETY. LIME-GREEN FLOWERS BLOOM EARLY SUMMER, TURN SOFT GREEN-WHITE, MATURING JADE GREEN. STURDY STEMS. **ZONE: 3-8**
- 'INVINCIBELLE 'MINI MAUVETTE': 3HX3W**, DEEP PINK-MAUVE FLOWERS BLOOM EARLY SUMMER THROUGH FROST. STURDY STEMS. **ZONE: 4-8**
- 'INVINCIBELLE 'RUBY': 4HX3W**, DARK BURGUNDY RED FLOWERS BUDS OPEN TO TWO-TONED BRIGHT RUBY AND SILVERY-PINK FLOWER. STURDY STEMS. **ZONE: 3-8**
- 'INVINCIBELLE 'SPIRIT II': 3HX3W**, CONTINUOUS PINK BLOOMS FROM MID-SUMMER TO FROST. STURDY STEMS. **ZONE: 3-8**

#2	#3	#5
\$36.50	\$42	\$59

**HYDRANGEA ARBORESCENS VARIETIES CONTINUED:**

-**'INVINCIBELLE SUBLIME':** 5HX5W, STURDY STEMS, LARGE CREAMY GREEN BLOOMS. **ZONE: 3-9**

-**'INVINCIBELLE 'WEE WHITE':** 2HX2W, THE ONLY DWARF PURE WHITE 'ANNABELLE' HYDRANGEA. NATURALLY GROWS AS A TIDY, ROUNDED MOUND. LARGE WHITE FLOWER CLUSTERS BLOOM ALL-SEASON. **ZONE: 3-8**

#2	#3	#5
\$36.50	\$42	\$59

**HYDRANGEA MACROPHYLLA (BIG LEAF HYDRANGEA)**

ONE OF THE MOST WIDELY RECOGNIZED SPECIES OF HYDRANGEAS. THE SPECIES IS DIVIDED INTO TWO GROUPS: THE "MOPHEADS" WHICH HAVE GLOBE-SHAPED FLOWER BUNCHES MADE UP OF LARGE FLOWERS, AND THE "LACE-CAPS" HAVE FLATTENED FLOWER HEADS. VARIATIONS OF ROSE-PINK, VIOLET, AND BLUE FLOWERS ARE INFLUENCED BY SOIL PH.

**VARIETIES:**

-**'BLOOMSTRUCK':** 4HX4W, MOPHEAD, FLORIFEROUS CROSS OF 'ENDLESS SUMMER' AND 'TWIST N' SHOUT', MEDIUM FLOWER. **ZONE: 4-9**

-**'BLUE ENCHANTRESS':** 4HX4W, MOPHEAD, RE-BLOOMING, PINK & BLUE AGING CREAM-GREEN. **ZONE: 5-9**

-**'BLUSHING BRIDE':** 4HX4W, MOPHEAD, RE-BLOOMING PURE WHITE THAT BLUSH PINK & BLUE. **ZONE: 5-9**

-**'CHERRY EXPLOSION':** 4HX4W, LACECAP, UNIQUE CHERRY RED FLOWERS. **ZONE: 4-9**

-**'CITYLINE MARS':** 3HX3W, MOPHEAD, DWARF, VARIEGATED FLOWER MAGENTA OR BLUE & WHITE. **ZONE: 5-9**

-**'CITYLINE PARIS':** 2HX3W, MOPHEAD, DWARF, DEEP RED FLOWERS. **ZONE: 5-9**

-**'CITYLINE RIO':** 3HX3W, MOPHEAD, DWARF, DEEPLY COLORED PURPLE-BLUE FLOWER. **ZONE: 5-9**

-**'CITYLINE VENICE':** 3HX3W, MOPHEAD, DWARF WITH HOT PINK SUMMER FLOWERS, MATURE TO GREEN. **ZONE: 5-9**

-**'CITYLINE VIENNA':** 2HX2W, MOPHEAD, DWARF, VIBRANT PINK & BLUE FLOWER. **ZONE: 5-9**

-**'ENDLESS SUMMER':** 4HX4W, MOPHEAD, ORIGINAL RE-BLOOMER ON NEW AND OLD WOOD. **ZONE: 4-9**

-**'L.A. DREAMIN':** 5HX6W, MOPHEAD, VIGOROUS BLOOMER OF PINK, LAVENDER AND BLUE FLOWERS. **ZONE: 5-9**

-**'LET'S DANCE ARIBA':** 3HX3W, MOPHEAD, QUICK GROWER, VIBRANT AND DENSE BLOOMS IN ANY SOIL CONDITION. **ZONE: 4-9**

-**'LET'S DANCE BLUE JANGLES':** 2HX3W, MOPHEAD, TIGHT, COMPACT HABIT, LARGE BLUE OR PINK FLOWER HEADS BLOOM ON NEW AND OLD WOOD. **ZONE: 5-9**

-**'LET'S DANCE RAVE':** 3HX3W, MOPHEAD, RICH VIOLET-PURPLE TO PINK BLOOMS. RELIABLE RE-BLOOMER. **ZONE: 5-9**

-**'LET'S DANCE RHAPSODY':** 4HX4W, MOPHEAD, VIOLET-PURPLE & PINK BLOOMS DEPENDS ON THE PH. **ZONE: 5-9**

-**'LET'S DANCE RHYTHMIC BLUE':** 4HX4W, MOPHEAD, NO PRUNE REBLOOMING HYDRANGEA **ZONE: 5-9**

-**'LET'S DANCE SKY VIEW':** 3HX4W, MOPHEAD, EASY TO TURN FLOWERS BLUE. **ZONE: 4-9**

-**'PEPPERMINT SWIRL':** 3HX3W, MOPHEAD WITH SPECKLED PINK & BLUE FLOWERS. **ZONE: 4-9**



**HYDRANGEA MACROPHYLLA VARIETIES CONTINUED:**

-**'POPSTAR': 3HX3W**, LACECAP, BLUE OR PINK BLOOMS, COMPACT SMALL SHRUB, NO PRUNING NEEDED. **ZONE: 4-9**

-**'SUMMER CRUSH': 3HX3W**, MOPHEAD, DWARF. PROFUSION OF BIG RASPBERRY & NEON PURPLE BLOOMS. **ZONE: 4-9**

-**'TILT-A-SWIRL': 4HX4W**, MOPHEAD, LONG LASTING BLOOMS OF PINK-SCARLET-RED. **ZONE: 5-8**

-**'TWIST 'N' SHOUT': 4HX4W**, LACECAP, RE-BLOOMING LACECAP, DEEP PINK OR PERIWINKLE BLUE. **ZONE: 4-9**

#2	#3	#5
\$36.50	\$42	\$59

**HYDRANGEA PANICULATA (PANICLE HYDRANGEA)**

PRODUCES GRACEFULLY ARCHING BRANCHES AND PYRAMIDAL CLUSTERS OF WHITE TONES, THEN SHADES OF PINK-PURPLE BLOSSOMS. CAN BE TRAINED INTO SINGLE STEM TREE FORM.

**VARIETIES:**

-**'BOBO': 3HX3W**, LARGE, CREAM COLOR BLOOMS MAY GET PINK HUE TOWARDS FALL. **ZONE: 3-8**

-**'BOMBSHELL': 3HX4W**, PETITE FORM, WITH ABUNDANT, WHITE FLOWERS. **ZONE: 4-8**

-**'FIRE LIGHT': 8HX8W**, KNOWN FOR ITS LARGE, FULL FLOWER HEADS AND STRONG STEMS. CREAMY-WHITE FLOWERS MATURE TO A VIBRANT RED. **ZONE: 3-8**

-**'FIRE LIGHT TIDBIT': 3HX3W**, VERY PETITE MOUNDED FORM HAS WHITE FLOWERS THAT DEVELOP TO PINKS AND REDS. **ZONE: 3-8**

-**'GRANDIFLORA': 12HX12W**, VERY WINTER HARDY, WHITE AGING TO PINK BLOOMS ON CURRENT SEASON'S WOOD. **ZONE: 3-8**

-**'LAVA LAMP FLARE': 3HX3W**, LACY WHITE PANICLES QUICKLY CHANGE FROM WHITE TO RED. **ZONE: 3-8**

-**'LAVA LAMP MOONROCK': 5HX5W**, CREAMY FLOWERS WITH LIME GREEN TO APPLE GREEN CENTER. **ZONE: 3-8**

-**'LIMELIGHT': 8HX8W**, MID-SUMMER CHARTREUSE YELLOW BLOOMS THAT AGE TO PINK. **ZONE: 3-9**

-**'LIMELIGHT PRIME': 6HX5W**, EARLIER BLOOM THAN 'LIMELIGHT' WITH BOLDER, BRIGHTER COLORS. **ZONE: 3-8**

-**'LITTLE LIME': 4HX4W**, DWARF FORM OF 'LIMELIGHT' WITH SAME COLORING. **ZONE: 3-8**

-**'LITTLE QUICK FIRE': 5HX4W**, DWARF FORM OF 'QUICK FIRE' WITH SAME COLORING. **ZONE: 3-8**

-**'PEE GEE': 15HX15W**, VERY LARGE WHITE FLOWERS AGE TO PINK. **ZONE: 3-8**

-**'PHANTOM': 10HX10W**, LARGE CREAMY GREEN-WHITE FLOWERS AGE TO PINK. **ZONE: 3-8**

-**'PINK DIAMOND': 15HX15W**, UPRIGHT, CONE SHAPED WHITE FLOWERS AGE TO PINK. **ZONE: 4-8**

-**'PINKY WINKY': 8HX6W**, FLOWERS OPEN WHITE AND TURN PINK. **ZONE: 3-8**

-**'QUICK FIRE': 8HX6W**, EARLY BLOOMER, WHITE FLOWERS TURN PINK. **ZONE: 3-8**

-**'QUICK FIRE FAB': 8HX6W**, EARLIEST BLOOM TIME, FLOWERS BECOME DARKER AND BRIGHTER THROUGH SUMMER. **ZONE: 3-8**

**SHRUB FORM**

**TREE FORM**

#2	#3	#5	#7
\$36.50	\$42	\$59	\$129

**HYDRANGEA PANICULATA VARIETIES CONTINUED:**

-**'TARDIVA': 12HX10W**, UPRIGHT QUICK GROWING SHRUB. SHOWY, STERILE, FLOWER PANICLES MATURE FROM WHITE TO A PURPLE-PINK. **ZONE: 3-8**

-**'TICKLED PINK': 5HX5W**, FRILLY WHITE BLOOMS TURN ROSY-PINK. **ZONE: 3-8**

-**'VANILLA STRAWBERRY': 7HX5W**, FLOWERS OPEN WHITE, AGE STRAWBERRY-PINK. **ZONE: 3-8**

SHRUB FORM			TREE FORM
#2	#3	#5	#7
\$36.50	\$42	\$59	\$129

**HYDRANGEA QUERCIFOLIA (OAKLEAF HYDRANGEA)**

UPRIGHT, BROAD-ROUNDED, MULTI-STEMMED, DECIDUOUS SHRUB. NOTED FOR PRODUCING PYRAMIDAL PANICLES OF WHITE FLOWERS IN SUMMER ON EXFOLIATING BRANCHES WITH LARGE, OAK-LIKE, DARK GREEN LEAVES.

**VARIETIES:**

-**'GATSBY MOON': 8HX8W**, TIGHTLY PACKED PURE WHITE FLORETS CREATE VERY FULL, CONICAL PANICLES WITH UNIQUE 'QUILTED EFFECT' THAT AGE TO GREEN. GREEN LEAVES TURN WINE-RED IN FALL. **ZONE: 5-9**

-**'GATSBY PINK': 8HX8W**, LARGE SHOWY BLOOMS, QUICKLY TRANSFORM FROM PURE WHITE TO GLORIOUS PINK. DARK-GREEN FOLIAGE TURNS BURGUNDY-RED IN FALL. **ZONE: 5-9**

-**'JET STREAM': 6HX5W**, STRONG STEMS, WHITE FLOWERS MATURE TO LIGHT PINK. **ZONE: 5-9**

-**'PEE WEE': 4HX3W**, DWARF VARIETY. WHITE FLOWERS FADE TO PINK. BRONZE, CRIMSON AND PURPLE FALL FOLIAGE, AND EXFOLIATING CINNAMON BARK. **ZONE: 5-9**

-**'RUBY SLIPPERS': 4HX4W**, WHITE FLOWERS AGE TO DEEP PINK. GREEN FOLIAGE TURNS MAHOGANY IN FALL. **ZONE: 5-9**

-**'SNOW QUEEN': 5HX6W**, LARGE CLUSTERS OF WHITE FLOWERS TURN ROSE PINK. FOLIAGE TURNS DEEP RED-BRONZE IN FALL. EXFOLIATING TAN-BROWN BARK. **ZONE: 5-9**

-**'QUEEN OF HEARTS': 6HX9W**, WHITE FLOWERS, MATURE TO PINK. MAHOGANY RED IN FALL. **ZONE: 5-9**

#2	#3	#5
\$36.50	\$42	\$59

**HYDRANGEA SERRATA (MOUNTAIN HYDRANGEA)**

SIMILAR TO BIG LEAF HYDRANGEA. EXCEPT IT IS A SMALLER, MORE COMPACT SHRUB WITH SMALLER FLOWERS AND LEAVES. FLOWERS APPEAR IN FLATTENED CLUSTERS (LACECAP FORM). NATURALLY COLD HARDY.

**VARIETIES:**

-**'TINY TUFF STUFF': 2HX2W**, RE-BLOOMER THAT IS EXTREMELY BUD-HARDY. PRODUCES ABUNDANT LACECAP FLOWERS THAT RANGE FROM BLUE TO PINK TO WHITE. PERFECT FOR REFINED GARDENS. **ZONE: 5-9**

-**'TINY TUFF STUFF AH-HA': 3HX3W**, ONE OF THE MOST PROLIFIC RE-BLOOMING HYDRANGEAS. CONSTANTLY CREATING FLOWER BUDS ON NEW GROWTH FOR A CONTINUOUS SUPPLY OF FABULOUS BLOOMS FROM EARLY SUMMER THROUGH FROST. BLOOMING PINK OR BLUE DEPENDING ON SOIL PH. **ZONE: 5-9**

-**'TINY TUFF STUFF RED': 3HX3W**, RE-BLOOMER, WITH FLOWERS THAT ARE A DEEP PINK-RED COLOR WHICH IS SET OFF BY LUSTROUS, DEEP GREEN FOLIAGE. **ZONE: 5-9**

#2	#3	#5
\$36.50	\$42	\$59

### **ILEX GLABRA COMPACTA 'GEM BOX' (COMPACT INKBERRY HOLLY) - 2.5HX2.5W**

THIS DWARF EVERGREEN, MAKES AN EXCELLENT HEDGE OR BORDER PLANT. THE DENSE TWIGGY HABIT DISPLAYS AN ABUNDANCE OF BLACK BERRIES THROUGH WINTER. **ZONE: 5-9**

#3	#5
\$42	\$59

### **ILEX VERTICILLATA (WINTERBERRY) - 8HX8W**

(N) OVAL TO ROUNDED, DECIDUOUS SHRUB WITH RICH, DEEP GREEN FOLIAGE. BEARS BRIGHT RED BERRIES FALL INTO WINTER. BEST PRODUCTION IN FULL SUN WITH A CROSS-POLLINATOR.

#### **VARIETIES:**

-**'BERRY HEAVY': 7HX7W, IMPROVED FRUIT SETTING. ZONE: 3-9**

-**'JIM DANDY': 6HX8W, HARDY MALE, RICH DEEP GREEN FOLIAGE. EARLY FLOWER. ZONE: 3-9**

-**'RED SPRITE': 4HX4W, EARLY FLOWERING, POLLINATOR FOR 'JIM DANDY'. ZONE: 3-9**

-**'SOUTHERN GENTLEMAN': 8HX8W, HARDY MALE, RICH GREEN FOLIAGE. LATE FLOWERING. ZONE: 3-9**

#3
\$42

### **ILEX X MESERVEAE (BLUE HOLLY)**

NAMED FOR THE GLOSSY BLUE-GREEN LEAVES. IS A DENSE, VIGOROUS SHRUB. INSIGNIFICANT FLOWERS BLOOM IN LATE SPRING. FEMALE PLANTS HAVE GLOSSY RED FRUIT THAT LAST INTO WINTER. MALE PLANTS DO NOT PRODUCE BERRIES.

#### **VARIETIES:**

-**'BLUE MAID': 10HX8W, FEMALE, BLUE-GREEN FOLIAGE ON PURPLE STEMS. ZONE: 5-9**

-**'BLUE PRINCE': 12HX12W, MALE, DARK PURPLE STEMS, GOOD POLLINATOR. ZONE: 4-7**

-**'BLUE PRINCESS': 15HX10W, FEMALE, BLUE-GREEN FOLIAGE ON PURPLE STEMS. ZONE: 4-9**

-**'BLUE STALLION': 12HX10W, MALE, UPRIGHT PYRAMIDAL FORM. ZONE: 5-9**

-**'CASTLE SPIRE': 10HX4W, FEMALE, PYRAMIDAL FORM, GREEN-WHITE FLOWERS. ZONE: 5-7**

-**'CHINA GIRL & BOY': 10HX8W, BOTH MALE AND FEMALE, OPTIMAL FRUITING. ZONE: 5-9**

-**'CHINA GIRL': 10HX8W, FEMALE, UPRIGHT DENSE FORM. ZONE: 5-9**

-**'HONEY MAID': 8HX5W, FEMALE, UNIQUE BLUE-GREEN LEAVES, WHITE MARGINS. ZONE: 5-8**

-**'ROYAL FAMILY': 10HX8W, COMBINATION OF MALE AND FEMALE, LENDS TO OPTIMAL FRUITING. ZONE: 5-7**

#3	#5
\$42	\$59

### **ITEA VIRGINICA (VIRGINIA SWEETSPIRE)**

FRAGRANT, SMALL, WHITE FLOWERS BLOOM LATE SPRING TO EARLY SUMMER. KNOWN FOR ITS FALL COLOR, SIMILAR TO BURNING BUSH, BUT NATIVE TO NORTH AMERICA AND POLLINATOR FRIENDLY! WILL TOLERATE WET CONDITIONS. GROWS IN FULL SUN TO FULL SHADE. **ZONE: 5-9**

#### **VARIETIES:**

-**'FIZZY MIZZY': 2.5HX2.5W, PETITE SIZE WITH SEAMLESSLY UNIFORM, THICK, DARK GREEN FOLIAGE. ABUNDANT WHITE UPRIGHT FLOWER SPIKES.**

#2	#3
\$36.50	\$42

**ITEA VIRGINICA VARIETIES CONTINUED:**

-‘HENRY’S GARNET’: 5HX6W, BRILLIANT RED-PURPLE FALL FOLIAGE COLOR LASTS INTO WINTER TO MAKE THIS STANDOUT IN THE LANDSCAPE. FRAGRANT FLOWERS ADD TO THE YEAR ROUND INTEREST.

-‘LITTLE HENRY’ (SPRICH): 2’HX2.5’W, DWARF CULTIVAR; COMPACT, MOUNDED HABIT. GREEN SUMMER FOLIAGE CHANGES TO A BRILLIANT MULTITUDE OF ORANGES AND REDS IN THE FALL.

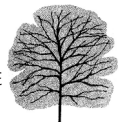
-‘LOVE CHILD’: 4HX4W, ROUNDED FORM WITH BRIGHT GREEN FOLIAGE TURNS SHADES OF BURGUNDY IN FALL. WHITE FLOWER CLUSTERS BLOOM ABOVE THE FOLIAGE.

-‘SCENTLANDIA’: 3HX3W, DWARF CULTIVAR WITH ROUNDED COMPACT HABIT. FRAGRANT, SMALL, WHITE FLOWERS BLOOM LATE SPRING. FALL FOLIAGE TURNS SHADES OF BRIGHT ORANGE AND RED.

#2	#3
\$36.50	\$42

**JUGLANS NIGRA (BLACK WALNUT) - 100HX100W**

MATURE TREES TYPICALLY HAVE VERY LONG TRUNK WITH AN OVAL TO ROUNDED CROWN. FOLIAGE EMERGES LATE SPRING AND DROPS EARLY FALL. FALL FOLIAGE COLOR IS AN INDISTINGUISHABLE YELLOW. YELLOW-GREEN FLOWERS BLOOM LATE SPRING. MALE FLOWERS DROP HAIRY CATKINS WHILE THE FEMALE FLOWERS PRODUCE (EDIBLE) NUTS. ZONE 4-9



#3
\$69

**JUNIPERUS CHINENSIS SPREADER (SPREADER CHINESE JUNIPER)**

EVERGREEN SHRUB WITH MULTIPLE USES INCLUDING ACCENT PLANTINGS, NATURALIZATION & STABILIZATION, AND GROUND COVER. TOLERANT TO DROUGHT, POLLUTION, AND DEER.

**VARIETIES:**

-‘ANGELICA BLUE’: 5HX10W, FINE TEXTURED, BRIGHT BLUE FOLIAGE. ZONE: 4-9

-‘AUREA PFITZER’ (GOLD TIP): 4.5HX12W, GOLDEN FOLIAGE TURNS YELLOW GREEN BY WINTER. ZONE: 4-9

-‘BLUE PFITZER’: 7HX10W, SILVERY-BLUE FOLIAGE ON UPRIGHT ARCHING BRANCHES. ZONE: 4-9

-‘CASINO GOLD’: 3HX4W, GOLD TIP WITH GRACEFUL HABIT. ZONE: 5-8

-‘COMPACT PFITZER’: 3HX6W, MEDIUM GREEN NEEDLES, FRAGRANT BLUE BERRIES. ZONE: 4-8

-‘GLAUCA PFITZER’: 6HX8W, ARCHED BRANCHES, SILVER-BLUE FOLIAGE, BLUE BERRIES. ZONE: 4-9

-‘GOLD LACE’: 4HX6W, VIBRANT GOLD FOLIAGE. ZONE: 4-9

-‘GOLD STAR’: 4HX6W, GREEN INNER, YELLOW OUTER FOLIAGE. ZONE: 4-9

-‘HETZI GLAUCA’: 8HX10W, UPRIGHT FOUNTAIN LIKE SPREADING FORM, FROSTY BLUE-GREEN FOLIAGE. ZONE: 4-9

-‘KALLAYS COMPACT’: 3HX6W, GREEN NEEDLES. FEMALE PRODUCES BLUE BERRIES. ZONE: 4-9

-‘OLD GOLD’: 3HX5W, KNOWN FOR THE BRONZE-GOLD FOLIAGE. ZONE: 4-9

-‘SARGENTII VIRDIS’: 2HX8W, SOFT LIGHT GREEN FOLIAGE, BLUE-BLACK BERRIES. ZONE: 4-9

-‘SAYBROOK GOLD’: 4HX7W, BRIGHT YELLOW SUMMER FOLIAGE, DROOPING TIPS. ZONE: 4-9

-‘SEA GREEN’: 5HX8W, FOUNTAIN-LIKE ARCHING HABIT, DARK GREEN FOLIAGE. ZONE: 4-9

#2	#3
\$27	\$34

## JUNIPERUS CHINENSIS UPRIGHT (CHINESE JUNIPER)

EVERGREEN SHRUB WITH MULTIPLE USES INCLUDING ACCENT PLANTINGS, NATURALIZATION AND STABILIZATION. FEMALE VARIETIES PRODUCE BERRY LIKE SEED CONES; WHERE AS, THE MALE VARIETIES PRODUCE CONES. TOLERANT TO DROUGHT, POLLUTION, AND DEER.



-**'BLUE POINT'**: 12HX8W, OUTSTANDING NARROW, DENSE SILVERY-BLUE FOLIAGE. **ZONE:** 4-9

-**'GOLD CONE'**: 5HX2W, UPRIGHT, NARROW, DENSE SHRUB OR SMALL TREE. NEW GROWTH EMERGES AS BRIGHT GOLD AND TURNS BLUE-GREEN IN WINTER. **ZONE:** 5-7

-**'HETZII COLUMNARIS'**: 15HX9W, SMALL TREE WITH A NARROW, UPRIGHT FORM. FOLIAGE IS BRIGHT GREEN TO A BLUISH GREEN. PRODUCES SILVERY BLUE BERRY CONES. **ZONE:** 4-9

-**'MOUNTBATTEN'**: 12HX8W, NARROW, PYRAMIDAL DUSTY GREEN FOLIAGE WITH LIGHT BLUE BERRIES. **ZONE:** 3-7

-**'ROBUSTA GREEN'**: 15HX7W, IRREGULAR UPRIGHT FORM. FOLIAGE APPEARS IN DENSE TUFTS AS A BLUE GREEN COLOR. **ZONE:** 4-9

-**'SPARTAN'**: 20HX5W, TALL, NARROW, COLUMNAR FORM, DARK GREEN FOLIAGE. **ZONE:** 4-9

#5	#7	#10	5'
\$79	\$129	\$129	\$199

## JUNIPERUS CONFERTA 'BLUE PACIFIC' (SHORE JUNIPER) - 1HX7W

DENSE, LOW-SPREADING PLANT. NOTED FOR ITS ATTRACTIVE, AROMATIC, AWL-SHAPED, BLUE-GREEN FOLIAGE. FLESHY, BLACKISH, BERRY-LIKE SEED CONES ACQUIRE A SILVERY BLOOM AT MATURITY. CREATES A SUPERB GROUND COVER. **ZONE:** 5-9

#2	#3
\$27	\$34

## JUNIPERUS HORIZONTALIS

(N) EVERGREEN GROUND COVER WITH SOFT, FINE-TEXTURED, PLUME-LIKE FOLIAGE. IT HAS LONG SPREADING BRANCHES. SHORT TWIGS FORM A MAT ABOUT ALONG THE GROUND. A SINGLE PLANT CAN COVER AN AREA 6-10 FT IN DIAMETER. THE LEAVES ON NEW SHOOTS ARE NEEDLE-LIKE AND SHARP-POINTED.

### VARIETIES:

-**'BAR HARBOR'**: 1HX8W, BLUISH GREEN FOLIAGE TURNS PURPLE IN WINTER. **ZONE:** 3-9

-**'BLUE CHIP'**: 1HX8W, SILVER-BLUE FOLIAGE, RETAINED DURING WINTER. **ZONE:** 3-9

-**'ICEE BLUE'**: 0.5HX8W, GROUND HUGGING WITH SILVER-BLUE FOLIAGE. **ZONE:** 4-9

-**'WILTONII' (BLUE RUG)**: 0.5HX8W, LOW GROUND COVER SILVER-BLUE FOLIAGE. **ZONE:** 3-9

-**'YOUNGSTOWN ANDORRA'**: 2HX10W, SILVERY BLUE-GREEN FOLIAGE, BLUE BERRIES. **ZONE:** 4-9

#2	#3
\$27	\$34

## JUNIPERUS PROCUMBENS 'NANA' (JAPANESE GARDEN JUNIPER) - 1HX8W

CREeping JUNIPER IS AN EVERGREEN GROUND COVER WITH SOFT, FINE-TEXTURED PLUME-LIKE FOLIAGE. IT HAS LONG SPREADING BRANCHES, AND SHORT TWIGS THAT STAND UPRIGHT TO FORM A MAT ABOUT 1 FT HIGH. THE LEAVES ON NEW SHOOTS ARE NEEDLE-LIKE, SHARP-POINTED.

#2	#3
\$27	\$34

### JUNIPERUS SCOPULORUM (ROCKY MOUNTAIN JUNIPER)

THIS IS AN UPRIGHT, PYRAMIDAL TREE WITH SHEDDING RED-BROWN BARK. BLUE-GREEN SCALE LIKE FOLIAGE LIES FLAT AGAINST THE BRANCHES.

#### VARIETIES:

-'BLUE ARROW': 12HX2W,  
TIGHT, VERY NARROW FORM, BRIGHT BLUE FOLIAGE. ZONE: 4-9

-'BLUE HAVEN': 20HX6W,  
BLUE NEEDLE-LIKE FOLIAGE AND SHOWY BLUE BERRIES. ZONE: 3-7

-'BLUE TRAIL': 20HX6W,  
SILVERY-GREEN FOLIAGE. ZONE: 3-7

-'MEDORA': 10HX3W,  
NARROW, COLUMNAR FORM WITH BLUE GREEN FOLIAGE.. ZONE: 4-7

-'MOFFAT BLUE': 12HX3W,  
NARROW WITH SILVERY-BLUE FOLIAGE. ZONE: 3-7

-'MONTANA GREEN': 13HX5W,  
DENSE, SOFT GREEN FOLIAGE. ZONE: 4-7

-'MOONGLOW': 20HX6W,  
DENSE FORM WITH BLUEISH GRAY-GREEN LEAVES. ZONE: 3-7

-'SKYROCKET': 15HX3W,  
NARROW, WITH BLUE-GREEN FOLIAGE. ZONE: 4-8

-'WICHITA BLUE': 15HX6W,  
TIGHT, CONICAL, SLOW-GROWING, WITH BLUE-GREY FOLIAGE. ZONE: 3-7

#7	48"
\$129	\$149



### JUNIPERUS SQUAMATA 'BLUE STAR' (BLUE STAR JUNIPER) - 2HX4W

ATTRACTIVE SPARKLING BLUE FOLIAGE ON DENSE, SPREADING BRANCHES. CREATES A COLORFUL CONTRAST TO PURPLE AND GREEN FOLIAGE PLANTS. USE IN A ROCK GARDEN OR AS A LOW BORDER PLANT. IDEAL FOR MASS PLANTING IN MINIMAL-CARE LANDSCAPES. ZONE: 4-8

#2	#3
\$27	\$34

### JUNIPERUS VIRGINIANA 'GREY OWL' (SPREADING RED CEDAR) - 3HX6W

BROADLY CONICAL, DENSE, EVERGREEN CONIFER SHRUB WITH HORIZONTAL SPREADING BRANCHING. GRAY TO REDDISH-BROWN BARK EXFOLIATES IN THIN STRIPS ON MATURE TREES. TRUNK BASES ARE OFTEN FLUTED. SPARKLING SILVER-BLUE, SCALE-LIKE FOLIAGE. ZONE: 2-9

#3
\$34

### JUNIPERUS VIRGINIANA UPRIGHT (RED CEDAR)

(N) BROADLY CONICAL, SOMETIMES COLUMNAR, DENSE, EVERGREEN CONIFER WITH HORIZONTAL BRANCHING. GRAY TO REDDISH-BROWN BARK EXFOLIATES IN THIN STRIPS ON MATURE TREES. DARK BLUE-GREEN, SCALE-LIKE FOLIAGE.

#### VARIETIES:

-'BURKII': 15HX4W, COLUMNAR GROWTH, TINGE OF PURPLE IN WINTER. ZONE: 2-9

-'TAYLOR': 20HX4W, VERY NARROW, SOME BRONZE TONES IN WINTER. ZONE: 4-9

4'	5'
\$149	\$199



**LARIX KAEMPFERI 'DIANA' (DIANA JAPANESE LARCH/TAMARAC) - 20HX13W**

DECIDUOUS CONIFER WITH BRIGHT GREEN SOFT NEEDLES FORMED IN CLUSTERS TURN YELLOW IN FALL BEFORE DROPPING. THE BRANCHES AND STEMS CONTORT AND TWIST GIVING A UNIQUE LOOK. **ZONE: 4-7**



12'-14'  
\$399

**LARIX LARICINA (AMERICAN LARCH/TAMARAC) - 80HX30W**

(N) DECIDUOUS CONIFER. IS NATIVE TO WETLANDS; MAKES FOR A GOOD RAIN GARDEN SPECIMEN. OPEN PYRAMIDAL FORM. GREEN NEEDLES FORMED IN CLUSTERS. GOLDAN FALL COLOR BEFORE DROPPING NEEDLES. **ZONE: 2-5**



6'	7'	8'
\$199	\$219	\$229

**LIGUSTRUM AMURENSE (AMUR PRIVET) - 15HX12W**

FAST GROWING MULTISTEM SHRUB WITH DULL GREEN LEAVES. PRODUCES VERY PUNGENT, CREAMY-WHITE FLOWERS HELD IN 2" LONG PANICLES. FLOWERS YIELD BLACK OVAL FRUIT. COMMONLY GROWN AS A HEDGE. **ZONE: 3-7**

4'  
\$69

**LIGUSTRUM IBOLIUM (PRIVET HEDGE) - 10HX8W**

BUSHY DECIDUOUS SHRUB MOST OFTEN USED FOR SHRUB BORDERS AND HEDGING. LEAVES ARE SHINY, MEDIUM GREEN. WHITE FLOWERS ARE HELD IN PANICLES, TO 3 INCHES LONG, FOLLOWED BY SMALL, ROUND, BLUE-BLACK FRUIT. CLIP HEDGES TWICE IN SUMMER. **ZONE: 3-8**

#2  
\$32.50


**LIGUSTRUM x 'VICARY' (PRIVET HEDGE) - 10HX8W**

EXCELLENT, UPRIGHT, DECIDUOUS SHRUB BEST USED FOR HEDGES. BRIGHT GOLDEN FOLIAGE LASTS ALL SEASON, ESPECIALLY WHEN PLANTED IN FULL SUN. PLANT WITH GREEN-LEAVED PLANTS FOR A PLEASANT CONTRAST. FALL FOLIAGE TAKES ON A PURPLE-RED TONE IN FALL. **ZONE: 5-8**

#3  
\$39.50

**LIRIODENDRON TULIPIFERA (TULIP TREE) - 80HX40W**

(N) FAST GROWING SHADE TREE. YELLOW-GREEN LEAVES, TURN BRIGHT YELLOW IN FALL. PRODUCES YELLOW/ORANGE TULIP SHAPED FLOWERS, TYPICALLY HIDDEN BY LEAVES. **ZONE: 4-9**



1.5"	1.75"	2"	2.5"	3"	3.5"	4"	4.5"	5"
\$199	\$249	\$299	\$349	\$449	\$549	\$649	\$749	\$899

**LIRIODENDRON TULIPIFERA 'AUREO-MARGINATUM' (VARIEGATED TULIP TREE) - 70HX30**

(ALSO KNOWN AS MAJESTIC BEAUTY) GROWS SLIGHTLY SMALLER THAN OTHER VARIETIES, FEATURES GREEN VARIEGATED LEAVES WITH YELLOW MARGINS. HAS TULIP SHAPED YELLOW FLOWERS WITH ORANGE BANDS THAT BLOOM IN SPRING. **ZONE: 4-9**



1.5"	1.75"	2"	2.5"	3"
\$199	\$249	\$299	\$349	\$449

**LIQUIDAMBAR STYRACIFLUA 'MORAINÉ' (MORAINÉ SWEET GUM) - 70HX50W**

PYRAMIDAL-OVAL HABIT WITH GLOSSY DEEP GREEN LEAVES. LEAVES TURN A VIBRANT YELLOW, ORANGE, RED IN FALL. PREFERS MOIST SOILS LIKE ALONG STREAM BANKS. FEMALE PLANTS PRODUCE HARD, SPHERICAL FRUIT CALLED GUMBALLS. **ZONE: 5-9**



1.5"	1.75"	3"
\$199	\$249	\$429



**LONICERA P. 'PEACHES AND CREAM' (PEACHES & CREAM HONEYSUCKLE) - 6HX2W**  
 THIS EXCITING, COMPACT HONEYSUCKLE BLOOMS FROM SPRING THROUGH SUMMER WITH VIBRANT FLOWERS THAT EXUDE A WONDERFUL FRAGRANCE. RESISTS MILDEW AND TOLERATES HEAT, DROUGHT, AND HUMIDITY BETTER THAN OTHER VARIETIES. CLIMBS A FENCE, LAMP POST, ARBOR, OR TRELLIS WITH MINIMAL SUPPORT. **ZONE: 4-9**

#3

\$42

**LONICERA P. 'SCENTSATION' (SCENTSATION DUTCH HONEYSUCKLE) - 10HX6W**  
 VIGOROUS, DECIDUOUS VINE. FRAGRANT CREAMY-WHITE FLOWERS BLOOM EARLY-MID SUMMER. YIELD SMALL BRIGHT RED BERRIES. LOW MAINTENANCE. DEER, PEST AND DISEASE RESISTANT. GREAT CHOICE TO CLIMB WALLS, FENCES, PERGOLAS, AND OTHER STRUCTURES. **ZONE: 4-9**

#3

\$42

**MAGNOLIA (MAGNOLIA)**

SLOW GROWING, COMPACT, SMALL TREE OR LARGE SHRUB. FEATURES LARGE LEAVES WITH FRAGRANT FLOWERS THAT BLOOM EARLY SPRING BEFORE LEAVES EMERGE, SOMETIMES HAVE A DOUBLE BLOOM MID SUMMER. REQUIRES LITTLE MAINTENANCE, IS BEST IF PRUNED IMMEDIATELY FOLLOWING FLOWERING. GOOD SPECIMEN FOR PROTECTED AREAS.

**VARIETIES:**

**-'ANNE': 10HX10W**, FRAGRANT PURPLE-RED FLOWERS. OVATE GREEN LEAVES THAT TURN YELLOW IN FALL. **ZONE: 3-8**

**-'GALAXY': 30HX15W**, NARROW PYRAMIDAL TREE WITH FRAGRANT ROSE-PINK TO REDDISH-PURPLE FLOWERS THAT BLOOM IN SPRING. MEDIUM GREEN LEAVES APPEAR IN CLUSTERS. **ZONE: 5-9**

**-'JANE': 15HX12W**, LARGE REDDISH-PURPLE FLOWERS WITH WHITE INTERIOR, LEAVES EMERGE COPPER-RED IN SPRING, FADE DARK GREEN IN SUMMER AND TURN YELLOW-BRONZE IN FALL. **ZONE: 4-8**

**-'RICKI': 12HX12W**, RED-PURPLE FLOWERS, OVATE MEDIUM GREEN LEAVES TURN YELLOW TO BRONZE-COPPER IN FALL. **ZONE: 4-8**



#7	4'	5'
\$109	\$169	\$219

**MAGNOLIA X LOEBNERI 'MERRILL' (MERRILL MAGNOLIA) - 50HX40W**  
 NOTED FOR ITS LARGE WHITE FLOWERS BLUSHED PINK AT THE BASE THAT BLOOM IN SPRING. HAS MEDIUM GREEN LEAVES AND CONE LIKE FRUITS THAT RIPEN TO BE RED LATE SUMMER. **ZONE: 5-9**

4'	5'
\$169	\$219




**MAGNOLIA X SOULANGEANA (SAUCER MAGNOLIA) - 30HX30W**  
 LARGE, SPREADING SHRUB OR SMALL, LOW-BRANCHED TREE. LARGE PINK FLOWERS WITH WHITISH INSIDE. FLOWERS EARLY BEFORE LEAFING OUT. **ZONE: 4-9**

4'	5'
\$169	\$219



**MAGNOLIA STELLATA 'ROYAL STAR' (STAR MAGNOLIA) - 20HX15W**  
 SMALL, COMPACT, ROUNDED TREE OR OVAL TO ROUNDED SHRUB. STAR SHAPED WHITE FLOWERS BLOOM LATE WINTER EARLY SPRING. **ZONE: 4-8**

#3	#5	#7
\$59	\$79	\$109



**MAGNOLIA VIRGINIANA (SWEET BAY MAGNOLIA) - 35HX35W**

GROWS TO FULL HEIGHT AS A TREE OR SHORTER AS A MULTI-STEMMED SHRUB. FEATURES CREAMY WHITE WAXY FLOWERS THE BLOOM MID-SPRING. PRODUCES CONE LIKE FRUIT WITH BRIGHT RED SEEDS IN THE FALL. **ZONE: 5-10**

4'	5'
\$169	\$219



**MALUS 'ADIRONDACK' (ADIRONDACK CRABAPPLE) - 18HX10W**

COMPACT, DENSE TREE WITH STRONG UPRIGHT FORM. OUTSTANDING, WHITE FLOWER DISPLAY, WITH SMALL RED FRUIT. PRODUCES ONE OF THE HEAVIEST FLOWER DISPLAYS OF ALL THE CRABAPPLES. EXCELLENT DISEASE RESISTANCE. **ZONE: 4-8**

1.5"	1.75"	2"	2.5"
\$199	\$249	\$299	\$349



**MALUS 'CORALCOLE' (CORALBURST CRABAPPLE) - 8HX8W**

UNIQUE CRABAPPLE WITH DAINTY CORAL PINK BUDS THAT OPEN INTO DOUBLE ROSE PINK FLOWERS. CLOSELY SPACED, TINY DARK GREEN LEAVES TEND TO HIDE THE TWIGS. ROUND/OVAL FORM. FAIR TO EXCELLENT DISEASE RESISTANT. **ZONE: 3-7**

1.5"/24"HEAD	2"/36"HEAD	2.5"/42"HEAD
\$199	\$249	\$349



**MALUS 'DONALD WYMAN' (DONALD WYMAN CRABAPPLE) - 20HX20W**

A SMALL ROUNDED TREE WITH PINK FLOWERS OPEN TO PURE WHITE. THE SMALL GLOSSY AND BRIGHT RED FRUIT REMAINS ON THE TREE FROM FALL THROUGH EARLY WINTER. FAIR TO GOOD DISEASE RESISTANCE. **ZONE: 4-8**

1.5"	1.75"	2"	2.5"
\$199	\$249	\$299	\$349



**MALUS 'GLADIATOR' (GLADIATOR CRABAPPLE) - 20HX10W**

ORNAMENTAL TREE WITH BRIGHT PINK FLOWERS FOLLOWED BY SMALL REDDISH-PURPLE FRUIT AND BRONZE PURPLE FOLIAGE. HAS A STATELY UPRIGHT CROWN. HIGH DISEASE RESISTANCE. **ZONE: 2-8**

1.5"	1.75"
\$199	\$249



**MALUS 'INDIAN MAGIC' (INDIAN MAGIC CRABAPPLE) - 20HX20W**

ROUNDED CROWN WITH DEEP PINK FLOWERS AND BRIGHT RED FRUIT THAT TURN A REDDISH ORANGE AFTER FROST AND PERSIST INTO THE WINTER. DEEP GREEN LEAVES TURN GOLDEN ORANGE IN THE FALL. **ZONE: 4-8**

1.5"	1.75"	2"	2.5"
\$199	\$249	\$299	\$349



**MALUS IOENSIS 'KLEHM'S IMPROVED BECHTEL' (BECHTEL CRABAPPLE) - 20HX18W**

BEAUTIFUL AND FRAGRANT DOUBLE PINK FLOWERS BLOOM LATE SPRING. PRODUCE GREEN FRUIT. GREEN FOLIAGE TURNS ORANGE-RED IN THE FALL. GOOD DISEASE RESISTANCE. **ZONE: 4-8**

2"	2.5"
\$299	\$349



**MALUS 'JEWELCOLE' (RED JEWEL CRABAPPLE) - 15HX12W**

UPRIGHT PYRAMIDAL FORM. BRIGHT RED FRUITS PERSIST THROUGH WINTER AND DROP ONCE NEW WHITE BLOOMS FORM IN SPRING. GOOD DISEASE RESISTANCE. **ZONE: 4-8**

1.5"	1.75"	2"	2.5"
\$199	\$249	\$299	\$349



**MALUS 'LOLLIZAM' (LOLLIPOP CRABAPPLE) - 10HX10W**

A SMALL, UNIFORM TREE WITH A ROUNDED CROWN. WHITE FLOWERS PRODUCE YELLOW PERSISTENT FRUIT. EXCELLENT DISEASE RESISTANCE. TOLERANT OF MOST SOIL TYPES AND IS A GOOD STREET TREE. **ZONE: 4-8**

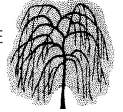


48"HEAD

\$349

**MALUS 'LOUISA' (LOUISA CRABAPPLE) - 10HX12W**

WEeping CRABAPPLE TREE WITH RED BUDS THAT OPEN TO ATTRACTIVE PINK FLOWERS. DARK GREEN, GLOSSY FOLIAGE WITH YELLOW FRUIT IN FALL. GOOD DISEASE RESISTANCE. **ZONE: 4-8**



1.5"	1.75"	2"
\$199	\$249	\$299

**MALUS 'PRAIRIFIRE' (PRAIRIFIRE CRABAPPLE) - 20HX20W**

ROUNDED CROWN CRABAPPLE. PURPLE RED FOLIAGE TURNS REDDISH GREEN IN FALL. CRIMSON BUDS OPEN TO BRIGHT PINK- RED. DARK RED FRUIT PERSISTS INTO WINTER. GOOD DISEASE RESISTANCE. **ZONE: 4-8**



1"	1.5"	1.75"	2"	2.5"
\$119	\$199	\$249	\$299	\$349

**MALUS 'PROFUSION' (PROFUSION CRABAPPLE) - 20HX20W**

UPRIGHT, ROUNDED, SPREADING CRABAPPLE. DEEP PURPLE FOLIAGE CHANGES TO BRONZE-GREEN IN SUMMER. DEEP PINK SINGLE FLOWERS YIELD GLOSSY RED FRUIT. **ZONE: 4-8**



2"	2.5"	3"
\$299	\$349	\$449

**MALUS 'PURPLE PRINCE' (PURPLE PRINCE CRABAPPLE) - 20HX20W**

ONE OF THE BEST PURPLE LEAFED CRABAPPLES. ROSE-RED FLOWERS BLOOM IN SPRING PRODUCING FRUIT THAT IS EDIBLE AND PERSISTS INTO WINTER. GOLDEN FALL COLOR. TOLERATES MOST SOIL TYPES. EXCELLENT DISEASE RESISTANCE. **ZONE: 4-8**



1.5"	1.75"	2"	2.5"	3"
\$199	\$249	\$299	\$349	\$449

**MALUS 'RED JADE' (WEeping RED JADE CRABAPPLE) - 10HX15W**

GRACEFUL WEeping HABIT COUPLED WITH PROFUSE WHITE BLOSSOMS MAKES IT A PERFECT CHOICE IN ANY LANDSCAPE. THE PLEASANT GREEN FOLIAGE CONTRASTS WITH THE BRIGHT EGG-SHAPED FRUIT THAT HOLDS ON INTO WINTER. **ZONE: 4-8**



2"
\$299

**MALUS 'ROBINSON' (ROBINSON CRABAPPLE) - 25HX25W**

THE FASTEST GROWING CRABAPPLE IS QUICKLY ESTABLISHED AND MAKES AN IMPACT IN THE LANDSCAPE. MATURES TO A NORMAL CRABAPPLE SIZE. DEEP PINK FLOWERS EMERGE IN THE SPRING AND HAS AN INTERESTING BRONZE-GREEN FOLIAGE IN THE SUMMER, WITH BRIGHT RED FRUIT THAT PERSIST INTO WINTER. **ZONE: 4-8**



2"	2.5"	3"
\$299	\$349	\$449

**MALUS 'ROYAL RAINDROPS' (ROYAL RAINDROPS CRABAPPLE) - 20HX15W**

MAGENTA FLOWERS IN SPRING. DARK RED FRUIT PERSISTS THROUGH WINTER. HAS GLOSSY DARK PURPLE CUTLEAF FOLIAGE. UPRIGHT SPREADING GROWTH HABIT. SUPERIOR DISEASE RESISTANCE. HEAT AND DROUGHT TOLERANT. **ZONE: 4-8**



1.5"	1.75"	2"	2.5"
\$199	\$249	\$299	\$349

### MALUS 'ROYALTY' (ROYALTY CRABAPPLE) - 15HX15W

DARK PURPLE FOLIAGE HOLDS ITS COLOR THROUGHOUT THE SUMMER. CRIMSON RED FLOWERS (ALMOST THE SAME SHADE AS THE FOLIAGE) ARE FOLLOWED BY DARK RED FRUIT. VERY HARDY CRABAPPLE. **ZONE: 4-8**

2"	2.5"
\$299	\$349



### MALUS SARGENTII (SARGENT CRABAPPLE) - 8HX12W

IS A NATURAL DWARF CRABAPPLE WITH A BREATHTAKING SPRING DISPLAY OF FRAGRANT PURE WHITE FLOWERS IN CLUSTERS. FLOWERS YIELD DARK RED FRUIT THAT PERSISTS WELL INTO THE WINTER. EXCELLENT DISEASE RESISTANCE. **ZONE: 4-7**

1.5"	1.75"	2"
\$199	\$249	\$299



### MALUS SARGENTII 'TINA' (SARGENT TINA CRABAPPLE) - 5HX5W

DWARF SELECTION OF SARGENT CRABAPPLE. GROWN AS A TOP GRAFT. MAKES A NICE PATIO TREE WITH SHOWY BRIGHT RED BUDS THAT OPEN TO PURE WHITE SINGLE FLOWERS, FLOWERS YIELD SMALL BRIGHT RED FRUIT. EXCELLENT DISEASE RESISTANCE. **ZONE: 4-8**

24"HEAD	48"HEAD
\$199	\$249



### MALUS 'SCHMIDT CUTLEAF' (GOLDEN RAINDROPS CRABAPPLE) - 20HX15W

UNUSUAL UPRIGHT VASE FORM WITH GREEN FOLIAGE, WHITE FLOWERS AND GOLDEN YELLOW FRUIT. GOOD TO EXCELLENT DISEASE RESISTANCE. **ZONE: 4-8**

1.75"	2"
\$249	\$299



### MALUS 'SHOTIZAM' (SHOWTIME CRABAPPLE) - 22HX20W

ONE OF THE MOST POPULAR CRABAPPLE VARIETIES. UNIFORM AND FORMAL FORM WITH BRIGHT GREEN LEAVES, PINK BUDS, WHITE FLOWERS, AND SMALL ORANGE FRUIT. GOOD TO EXCELLENT DISEASE RESISTANCE. **ZONE: 4-8**

1.5"	1.75"	2"	2.5"
\$199	\$249	\$299	\$349



### MALUS 'SNOW DRIFT' (SNOW DRIFT CRABAPPLE) - 20HX20W

ROUNDED TREE WITH WHITE FLOWERS PRODUCE ORANGE-RED FRUIT THAT PERSIST INTO WINTER. TOLERANT OF MOST SOIL TYPES. **ZONE: 4-8**

1.5"	1.75"	2"	2.5"
\$199	\$249	\$299	\$349



### MALUS 'SPRING SNOW' (SPRING SNOW CRABAPPLE) - 25HX22W

STERILE CRABAPPLE (PRODUCES NO FRUIT). ROUNDED CROWN WITH SNOW WHITE FLOWERS. AN IDEAL TREE FOR LANDSCAPES THAT DEMAND A CLEAN TREE. **ZONE: 4-8**

1.5"	1.75"	2"	2.5"
\$199	\$249	\$299	\$349



### MALUS 'SUTYZAM' (SUGARTYME CRABAPPLE) - 18HX15W

KNOWN FOR CRISP GREEN FOLIAGE AND VIGOROUS GROWTH. FRAGRANT FLOWERS ARE PALE PINK TO SNOWY WHITE COMPLETELY COVER THE TREE. MASSES OF SMALL RED FRUIT REMAIN ON THE TREE THROUGH JANUARY. DISEASE RESISTANT. **ZONE: 4-8**

1.5"	1.75"	2"	2.5"
\$199	\$249	\$299	\$349



### **METASEQUOIA GLYPTOSTROBOIDES (DAWN REDWOOD) - 100Hx25W**

A BEAUTIFUL, FAST GROWING, DECIDUOUS CONIFER WITH BRIGHT GREEN FOLIAGE TURNS ORANGE-BROWN IN FALL BEFORE DROPPING. **ZONE: 4-8**

1.5"	1.75"	2"	2.5"	3"	3.5"	4"
\$199	\$249	\$299	\$349	\$449	\$549	\$649



### **MICROBIOTA DECUSSATA (SIBERIAN CYPRESS) - 2HX3W**

COLD HARDY EVERGREEN, ATTRACTIVE BLuish-GREEN SUMMER FOLIAGE TURNS MAROON IN WINTER. WELL SUITED AS A SPECIMEN OR MASSES AS EASY-CARE GROUND COVER OR IN ROCK GARDENS. HIGHLY DEER RESISTANT. **ZONE: 3-7**

#2	#3
\$36.50	\$42

### **OSTRYA VIRGINIANA (EASTERN HOP HORNBEAM/IRONWOOD) - 40Hx30W**

(N) ROUND-OVAL CROWN WITH BIRCH LIKE FOLIAGE. NO SERIOUS INSECT OR DISEASE PROBLEMS. YELLOWISH-GREEN FOLIAGE, TURNS NOTE-LESS YELLOW IN FALL. **ZONE: 3-9**

1.5"	1.75"	2"	2.5"	3"
\$199	\$249	\$299	\$349	\$449



### **PHILADELPHUS (MOCKORANGE)**

PRODUCES FRAGRANT FLOWERS THAT BLOOM IN CLUSTERS LATE SPRING. TOLERATES A WIDE RANGE OF SOIL CONDITIONS EXCEPT POORLY DRAINED SOILS. SHRUB HAS MINIMAL ORNAMENTAL INTEREST WHEN NOT IN BLOOM. HEAT AND COLD TOLERANCE. **ZONE: 4-8**

#### **VARIETIES:**

- BUCKLEYS QUILL': 5HX4W**, SMALL WHITE FRAGRANT FLOWERS. WELL ADAPTABLE.
- SNOWBELLE': 4HX4W**, COMPACT CULTIVAR, NOTED FOR FRAGRANT DOUBLE WHITE FLOWERS.
- SNOW WHITE FANTASY': 5HX5W**, DOUBLE WHITE FLOWERS WITH A SWEET CITRUS FRAGRANCE

#2	#3
\$36.50	\$42

### **PHYSOCARPUS OPULIFOLIUS (NINEBARK)**

(N) UPRIGHT, SPREADING, DECIDUOUS, SHRUB. NOTED FOR ITS EXFOLIATING BARK WHICH PEELS IN STRIPS TO REVEAL SEVERAL LAYERS OF REDDISH TO LIGHT BROWN INNER BARK (HENCE THE COMMON NAME). FEATURES SMALL PINK-WHITE FLOWERS APPEARING IN DENSE, FLAT, ROUNDED, CLUSTERS IN LATE SPRING. FLOWERS GIVE WAY TO DROOPING CLUSTERS OF REDDISH FRUIT.

#### **VARIETIES:**

- AMBER JUBILEE': 5HX4W**, BRONZE, GOLD, AND SCARLET, FADE TO REDS & PURPLES. **ZONE: 2-8**
- ANGEL': 5HX5W**, NEW FOLIAGE EMERGES ORANGE MATURES TO BURGUNDY-RED. **ZONE: 4-8**
- CENTER GLOW': 8HX8W**, GOLDEN-GREEN NEW FOLIAGE, AGING TO BURGUNDY. **ZONE: 3-7**
- COPPERTINA': 8HX8W**, DRAMATIC COPPER FOLIAGE CHANGING TO RED. **ZONE: 3-7**
- DIABLO': 10HX10W**, DEEP BURGUNDY LEAVES AGING TO BRONZE-RED. **ZONE: 3-7**
- GINGER WINE': 5HX5W**, SUNNY-ORANGE FOLLIAGE MATURES TO BURGUNDY. **ZONE: 3-7**
- GUMDROP LEMON CANDY': 4HX4W**, BRIGHT GREEN FOLIAGE FADES YELLOW IN FALL. **ZONE: 2-8**
- LEMON CANDY': 3HX3W**, TANGY YELLOW FOLIAGE WITH DEEP RED STEMS. **ZONE: 2-8**
- LITTLE DEVIL': 4HX3W**, DWARF WITH BURGUNDY FOLIAGE. **ZONE: 3-8**
- LITTLE JOKER': 3HX3W**, DWARF, SMALL DARK BURGUNDY-PURPLE LEAVES. **ZONE: 4-8**
- PETITE PLUM': 6HX5W**, FOLIAGE EMERGES BURNT GREEN MATURES TO PLUM GREEN. **ZONE: 4-8**
- RASPBERRY LEMONADE': 4HX4W**, DWARF COMPACT, LIGHT GREEN-YELLOW FOLIAGE. **ZONE: 3-7**

**PHYSOCARPUS OPULIFOLIUS VARIETIES CONTINUED:**

-**'SEWARD'**: 6HX6W, PURPLE-GREEN FOLIAGE. ZONE: 3-8

-**'SUMMER WINE'**: 6HX6W, WINE-RED FOLIAGE. ZONE: 3-8

-**'SUMMER WINE BLACK'**: 6HX6W, RICH, SATURATED, NEAR-BLACK, SMALL FOLIAGE. ZONE: 3-8

-**'SWEET CHERRY TEA'**: 4HX4W, RED-ORANGE FOLIAGE MATURES TO DEEP PURPLE. ZONE: 3-7

-**'TINY WINE'**: 3HX3W, BUSHY DWARF WITH BRONZE-BURGUNDY FOLIAGE. ZONE: 3-7

**SHRUB FORM**

**TREE FORM**

#2	#3	#5	#7
\$36.50	\$42	\$59	\$129

**PICEA ABIES (NORWAY SPRUCE) - 90HX40W**

YOUNG TREES HAVE STIFF HORIZONTAL BRANCHING, OLDER SPECIMENS BECOME TALL AND ARE KNOWN BY THEIR DARK YELLOW-GREEN FOLIAGE THAT MAY DROOP. GOOD SPECIMEN FOR LANDSCAPES, GIVE IT GROWING ROOM. ZONE: 3-7

4'	5'	6'	7'
\$159	\$189	\$229	\$299



**PICEA ABIES 'CUPRESSINA' (COLUMNAR NORWAY SPRUCE) - 20HX6W**

HIGHLY VALUED AS A SPECIMEN. SLENDER, UNIFORM COLUMNAR HABIT WITH DENSE BRANCHING TO THE GROUND. DARK GREEN NEEDLES ARE SLIGHTLY CURVED ON CLOSELY SET BRANCHES. MAKES AN IDEAL WINDBREAK OR PRIVACY WALL. ZONE: 3-8

3'	4'
\$229	\$279



**PICEA ABIES 'LITTLE GEM' (LITTLE GEM NORWAY SPRUCE) - 1HX2W**

DWARF SHRUB THAT IS DENSE AND FORMS IN A FLATTENED GLOBE SHAPE. THIS EVERGREEN REQUIRES LITTLE TO NO MAINTENANCE AND IS PERFECT ADDITION TO ROCK GARDENS, BOARDERS OR CONTAINER PLANTINGS. ZONE: 3-8

#3
\$65

**PICEA ABIES 'NIDIFORMIS' (BIRD'S NEST SPRUCE) - 3HX5W**

VERSATILE, DWARF FORM IS AN EXCELLENT EVERGREEN FOR BORDERS, ACCENTS OR CONTAINERS. BRANCHES GIVE A BIRD'S NEST EFFECT. TIGHT, COMPACT SHAPE REQUIRES LITTLE MAINTENANCE. VERY HARDY AND WIND RESISTANT. ZONE: 3-8

#2	#3
\$36.50	\$49



**PICEA ABIES 'PENDULA' (WEeping NORWAY SPRUCE) - 8HX6W**

FORM AND SIZE DEPENDS ON THE TRAINING AT A YOUNG AGE. IF UNSTAKED IT WILL FORM A PROSTRATE MOUND ON THE GROUND. IF STAKED, PRODUCES LONG PENDULOUS BRANCHES, FORMS A FULL SKIRT, AND REACHES MAXIMUM HEIGHT. FOLIAGE IS A DEEP GREEN. MAKES A SUPERB ACCENT PLANT. ZONE: 3-7

3'	4'	5'	6'	7'	8'	9'	10'
\$229	\$279	\$329	\$379	\$429	\$479	\$529	\$629



**PICEA GLAUCA (WHITE SPRUCE) - 50HX15W**

EXTREMELY HARDY EVERGREEN THAT IS NATIVE TO UPLAND AREAS AND LAKE/STREAM MARGINS. THE CONE SHAPED CROWN IS MADE UP OF BLUE-GREEN NEEDLES THAT HAVE SHARP TIPS AND ARE PUNGENTLY AROMATIC WHEN CRUSHED. ZONE: 2-6

6'	7'
\$229	299



**PICEA GLAUCA 'CONICA' (DWARF ALBERTA WHITE SPRUCE) - 9HX6W**

SLOW GROWING, COMPACT PYRAMIDAL FORM EVERGREEN. SOFT GREEN NEW FOLIAGE MATURES DARKER GRAY-GREEN. GOOD CHOICE FOR A CONTAINER GROWN SPECIMEN OR USED IN A ROCK GARDEN. EXTREMELY COLD HARDY. CAN PRUNE IN POM-POM OR SPIRAL FORMS. **ZONE: 3-6**

#3	#5	#7	4' HVY	4.5' HVY
\$55	\$95	\$119	\$229	\$269



**PICEA OMORIKA (SERBIAN SPRUCE) - 50HX20W**

THIN ARCHING BRANCHES AND SLENDER STRAIGHT TRUNK. DEEP GREEN FOLIAGE. TOLERANT OF MOST URBAN CONDITIONS. ITS BEAUTY AND ADAPTABILITY MAKE IT IDEAL FOR HOME LANDSCAPES, SCREENING, BUFFERS AND PARKING LOTS. **ZONE: 4-7**

5'	6'
\$189	\$229



**PICEA OMORIKA 'BRUNS' (BRUNS SERBIAN SPRUCE) - 35HX10W**

DEEP GREEN NEEDLES AND A NARROW, UPRIGHT, UNIFORM HABIT DISTINGUISHES THIS EXCEPTIONAL SELECTION. SILVERY-WHITE BANDS ON THE UNDERSIDE OF EACH NEEDLE CREATE A STARK CONTRAST. GOOD AS A SCREEN OR A STATELY ACCENT. **ZONE: 4-7**

3'	4'
\$229	\$279



**PICEA OMORIKA 'PENDULA' (WEeping SERBIAN SPRUCE) - 25HX12W**

DRAMATIC EXCLAMATION POINT FOR SUNNY GARDENS. ELEGANT COLUMNAR FORM WITH SLIGHTLY TWISTED PENDULOUS BRANCHES. HAS TWO TONED FOLIAGE OF GREEN AND SILVER. WELL SUITED FOR NARROW SPACES AND SMALLER LANDSCAPES. **ZONE: 4-7**

8'	9'	10'
\$439	\$549	\$659



**PICEA PUNGENS 'BABY BLUE EYES' (BABY BLUE EYES BLUE SPRUCE) - 30HX15W**

SLOW GROWING EVERGREEN, DENSE SILVERY BLUE FOLIAGE FORMS BROAD PYRAMIDAL TREE. SEMI-DWARF TO THE PARENT TREE, COLORADO BLUE SPRUCE. **ZONE: 3-8**

3'	4'
\$229	\$279



**PICEA PUNGENS 'FASTIGIATA' (COLUMNAR COLORADO BLUE SPRUCE) - 25HX7W**

VERY NARROW, UPRIGHT EVERGREEN WITH TIGHT UPRIGHT BRANCHING THAT FORMS A COLUMNAR SHAPE. GREAT FOR MAKING A HEDGE OR A SCREEN. LUSH BLUISH-SILVER FOLIAGE. **ZONE: 3-8**

3'	4'
\$229	\$279



**PICEA PUNGENS 'FAT ALBERT' (FAT ALBERT BLUE SPRUCE) - 15HX10W**

DWARF VARIETY, SLOW GROWING, BLUE-GREEN FOLIAGE GROWS IN A PYRAMIDAL FORM. IT IS DENSE AND DURABLE. PERFECT FOR WINDBREAKS, SHELTER BELTS, OR SCREENS AND BARRIERS. **ZONE: 2-8**

3'	4'
\$229	\$279



**PICEA PUNGENS 'GLAUCA' (COLORADO BLUE SPRUCE) - 60HX20W**

BEST KNOWN OF ALL THE SPRUCES. KNOWN FOR ITS BLUE NEEDLES. BROADLY CONICAL CROWN TYPICALLY EXTENDS ALL THE WAY TO THE GROUND ON OPEN-GROWN TREES. HIGHLY PRIZED AS AN ORNAMENTAL. **ZONE: 2-7**

4'	5'	6'	7'
\$159	\$189	\$229	\$299





**PICEA PUNGENS 'GLAUCA GLOBOSA' (GLOBAL BLUE SPRUCE) - 5HX6W**

THIS DWARF, SLOW GROWING, COMPACT BLUE SPRUCE HAS A GLOBOSE HABIT MAKING AN EXCELLENT ACCENT IN THE LANDSCAPE. INTENSE SILVER-BLUE FOLIAGE.

**ZONE: 3-8**

36-48" HEAD ON STD	18" LOW GRAFT	24" LOW GRAFT
\$389	\$229	\$349



**PICEA PUNGENS 'HOOPSII' (HOOPSII SPRUCE) - 30HX15W**

OUTSTANDING EVERGREEN TREE. GENERALLY CONSIDERED THE BLUEST FORM. NEW GROWTH IS ESPECIALLY BRIGHT BLUE. PYRAMIDAL FORM THAT HOLDS STIFF HORIZONTAL BRANCHES WITH DENSE SILVERY-BLUE NEEDLES. **ZONE: 2-8**

5'
\$359



**PICEA PUNGENS 'MONTGOMERY' (MONTGOMERY SPRUCE) - 8HX6W**

SLOW GROWING DWARF VARIETY WITH A BROAD CONE FORM. HAS ATTRACTIVE SILVERY BLUE NEEDLES. TOLERANT TO DROUGHT. **ZONE: 3-7**

18"	24" LOW GRAFT	30" LOW GRAFT
\$229	\$349	\$389



**PICEA PUNGENS 'PENDULA' (WEeping BLUE SPRUCE) - 30HX25W**

WEeping DWARF CULTIVAR WITH BLUE GREEN NEEDLES. IF STAKED, THE TREE WILL GROW FASTER AND TALLER WITH DOWNWARD WEeping BRANCHES. IF UNSTAKED, BRANCHES WILL SPREAD ALONG THE GROUND AND THE TREE WILL NOT GROW TO FULL HEIGHT. **ZONE: 2-8**

3'	4'
\$229	\$279



**PICEA PUNGENS 'THE BLUES' (THE BLUES WEeping SPRUCE) - 6HX6W**

SMALL, SLOW GROWING EVERGREEN WITH GRACEFUL WEeping BRANCHES AND BLUE NEEDLES. IF STAKED AT A YOUNG AGE CAN REACH MAXIMUM HEIGHT. IF UNSTAKED, BRANCHES WILL EXTEND HORIZONTALLY ALONG THE GROUND. **ZONE: 2-8**

3'	4'
\$229	\$279



**PINUS FLEXILIS 'VANDERWOLF'S PYRAMID' (VANDERWOLF'S LIMBER PINE) - 25HX10W**

DISTINCTIVE, PYRAMID SHAPED PINE WITH LONG UNIQUE SILVERY BLUE-GREEN NEEDLES DISPLAYED ON DENSE BRANCHES. A SUPERIOR SELECTION FOR ACCENT PLANT. RESISTANT TO INSECTS AND DISEASE. SLOW GROWING. **ZONE: 4-7**

3'	4'	5'	6'
\$229	\$279	\$329	\$379



**PINUS MUGO 'PUMILIO' (DWARF MOUNTAIN PINE) - 5HX10W**

A POPULAR DWARF CONIFER SHRUB DISPLAYING DARK GREEN NEEDLES ON DENSE BRANCHES. USEFUL SLOW-GROWING EVERGREEN FOR ROCK GARDENS, MASS PLANTINGS AND IN GROUPINGS WITH BROADLEAF PLANTS. **ZONE: 2-7**

#2	#3
\$36.50	\$42

**PINUS NIGRA (AUSTRIAN PINE) - 50HX20W**

DENSELY BRANCHED EVERGREEN, CONICAL WHEN YOUNG. BECOMES AN UMBRELLA SHAPE WITH AGE. NEEDLES ARE LONG, DARK GREEN. TOLERATES POOR SOILS AND HARSH DRYING WINDS. SUPERB FOR WINDBREAKS OR USE IN LARGE LANDSCAPES. **ZONE: 4-7**

3'	4'
\$119	\$149



### PINUS STROBUS (EASTERN WHITE PINE) - 80HX30W

(N) A LARGE, RAPIDLY GROWING TREE WITH LIGHT GREEN TO BLUISH-GREEN NEEDLES HAVE A WHITE STRIPE UNDERNEATH. GREAT ADDITION TO ANY LANDSCAPE. FORM DEPENDS ON PRUNING. **ZONE: 3-8**

4'	5'	6'
\$149	\$179	\$219



### PINUS STROBUS 'PENDULA' (WEeping WHITE PINE) - 10HX15W

SEMI-DWARF CULTIVAR WITH WEEPING, TRAILING BRANCHES THAT MAY REACH THE GROUND. FORM IS VARIABLE DEPENDING UPON PRUNING AND TRAINING. BRANCHES TYPICALLY SPREAD HORIZONTALLY FOR A SHORT DISTANCE BEFORE DROOPING. FOLIAGE IS GREEN TO BLUE-GREEN. **ZONE: 3-8**

3'	4'	5'	6'	7'	8'	9'	10'
\$229	\$279	\$329	\$379	\$429	\$479	\$529	\$629



### PLATANUS X ACERIFOLIA 'BLOODGOOD' (BLOODGOOD PLANETREE) - 100HX80W

ABILITY TO WITHSTAND AIR POLLUTION AND DROUGHT LEND TO ITS POPULARITY AS AN URBAN TREE. UNIFORM BRANCHING HABIT WITH MAPLE LIKE BRIGHT GREEN LEAVES TURN BRONZE, YELLOW, AND GOLD IN THE FALL. FLOWERS FORM IN SPRING, YIELD ROUND GREEN FRUIT WHICH MATURE TO A BROWN COLOR AND PERSIST INTO THE WINTER. UNIQUE BARK AND INTERESTING BRANCHING GIVE IT AMAZING VISUAL APPEAL IN SUMMER AND WINTER. **ZONE: 5-8**


1.5"	1.75"	2"	2.5"
\$199	\$249	\$299	\$349



### PLATANUS X ACERIFOLIA 'MORTON CIRCLE' (EXCLAMATION PLANETREE) - 60HX45W

DENSE, UNIFORM, PYRAMIDAL CANOPY. SILVER-WHITE AND BROWN MOTTLED BARK ADDS A UNIQUE LOOK TO THE LANDSCAPE. GREEN FOLIAGE TURNS GOLD BRONZE IN FALL. RESISTANT TO FROST CRACKING AND DISEASES. **ZONE: 4-8**

1.5"	1.75"	2"	2.5"
\$199	\$249	\$299	\$349



### POTENTILLA FRUTICOSA (POTENTILLA)

BUSHY DECIDUOUS SHRUB HAS BEEN BRED TO INCLUDE A MULTITUDE OF CULTIVARS THAT BEAR FLOWERS IN A LARGE ARRAY OF COLORS INCLUDING WHITE, YELLOW, PINK, PEACH, ORANGE, AND RED. THE FLOWERS ARE SMALL, SINGLE, AND ROSE-LIKE AND APPEAR CONTINUOUSLY FROM LATE SPRING TO EARLY FALL ON FINELY TEXTURED, DARK GREEN FOLIAGE.

#### VARIETIES:

-**ABBOTSWOOD'**: 3HX3W, PURE WHITE FLOWERS WITH SMOTH BLUE-GREEN FOLIAGE. **ZONE: 3-7**

-**BELLA BELLISSIMA'**: 3HX3W, RICH PINK FLOWERS. **ZONE: 2-8**

-**BELLA SOL'**: 3HX3W, VIBRANT ORANGE FLOWERS MATURE YELLOW. **ZONE: 3-7**

-**CHEESEHEAD'**: 2HX2W, YELLOW FLOWERS. **ZONE: 3-8**

-**GINGERSNAP'**: 3HX3W, YELLOW-ORANGE FLOWERS WITH PEACHY-PINK EDGES. **ZONE: 3-8**

-**GOLD FINGER'**: 3HX4W, BRIGHT YELLOW FLOWERS. **ZONE: 3-7**

-**HAPPY FACE HEARTS'**: 2HX2W, PINK FLOWERS, YELLOW CENTER AND WHITE EDGES. **ZONE: 2-7**

-**HAPPY FACE PINK PARADISE'**: 3HX3W, CLEAR-PINK SEMI-DOUBLE FLOWER, YELLOW CENTER. **ZONE: 2-7**

-**HAPPY FACE WHITE'**: 3HX3W, PURE-WHITE FLOWERS, DARK GREEN FOLIAGE. **ZONE: 2-7**

-**HAPPY FACE YELLOW'**: 3HX3W, EXTRA-LARGE, BRIGHT-YELLOW FLOWERS. **ZONE: 2-7**

-**MANGO TANGO'**: 2HX2W, ORANGE-RED FLOWERS WITH YELLOW CENTERS. **ZONE: 2-7**

POTENTILLA FRUTICOSA VARIETIES CONTINUED:

-‘MCKAY’S WHITE’: 2.5HX3W, CREAMY WHITE FLOWERS. ZONE: 3-7

-‘ORANGEADE’: 2HX2W, DEEP ORANGE BLOOMS CONTRAST AGAINST GREEN FOLIAGE. ZONE: 3-7

-‘PINK BEAUTY’: 3HX3W, CLEAR-PINK FLOWERS AGAINST BRIGHT GREEN FOLIAGE. ZONE: 3-7

-‘YELLOW GEM’: 2HX4W, YELLOW, RUFFLED FLOWERS. ZONE: 2-7

#2	#3
\$34.50	\$39.50

PRUNUS ‘ACCOLADE’ (FLOWERING CHERRY) - 25HX8W

SEMI-DOUBLE DARK PINK BUDS BLOOM EARLY AND DROOP IN CLUSTERS. AFTER THE FLOWERS, DARK GREEN LEAVES EMERGE. FALL FOLIAGE IS A BRILLIANT ORANGE. GREAT WINTER INTEREST WITH SMOOTH DARK RED BARK. NON-FRUITING. ZONE: 4-9

1.5"	1.75"
\$199	\$249



PRUNUS SERRULATE ‘KWANZAN’ (JAPANESE FLOWERING CHERRY) - 30HX30W

KNOWN FOR ITS PROFUSE AND SHOWY DOUBLE PINK BLOOMS IN THE SPRING. LEAVES EMERGE AFTER FLOWERS WANE. FALL FOLIAGE IS A YELLOW-ORANGE. DOES NOT PRODUCE FRUIT. GREAT SHORT LIVED SPECIMEN TREE. ZONE: 5-9

2"	2.5"	3"
\$299	\$349	\$449



PRUNUS SUBHIRTILLA ‘PENDULA’ (WEeping HIGAN CHERRY) - 25HX25W

SMALL TREE WITH GRACEFUL WEeping BRANCHES. DOUBLE ROSE PINK FLOWERS MID SPRING. VERY EFFECTIVE PATIO TREE. TYPICALLY GRAFTED ON STANDARD. ZONE: 5-8

#10	#15	1.5"	1.75"	2"	2.5"	3"	3.5"	4"
\$149	\$209	\$199	\$249	\$299	\$349	\$449	\$549	\$649



PRUNUS SUBHIRTILLA ‘SNOFOZAM’ (SNOW FOUNTAIN CHERRY) - 15HX12W

GRACEFUL, CASCADING BRANCHES AND SEMI-DOUBLE, SNOWY-WHITE FLOWERS IN SPRING GIVES A FOUNTAIN-LIKE APPEARANCE. SMALL LEAVES TURN GOLDEN ORANGE IN FALL. DISEASE RESISTANT. PRODUCES INEDIBLE FRUITS. ZONE: 5-8

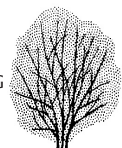
#10	#15	1.5"	1.75"	2"	2.5"	3"	3.5"	4"
\$149	\$209	\$199	\$249	\$299	\$349	\$449	\$549	\$649



PRUNUS X CISTENA (RED LEAF SANDCHERRY) - 8HX6W

UPRIGHT DECIDUOUS SHRUB THAT CAN ALSO BE TRAINED AS A SMALL TREE. KNOWN FOR ITS REDDISH PURPLE FOLIAGE THAT RETAINS GOOD COLOR THROUGHOUT THE SUMMER. FRAGRANT, SOLITARY, WHITE FLOWERS WITH PINK TINTS BLOOM IN SPRING AFTER THE FOLIAGE EMERGES. ZONE: 2-8

#3
\$42



PYRUS CALLERYANA ‘ARISTOCRAT’ (ARISTOCRAT PEAR) - 35HX15W

VIGOROUS UPRIGHT FORM, EXCELLENT FOR LINING STREETS OR DRIVES OR AS A SPECIMEN FOR SMALLER SPACES. PRODUCES SMALL WHITE FLOWERS; FOLLOWED BY DISEASE-RESISTANT DARK GREEN LEAVES WITH A UNIQUE WAVY EDGE THAT BECOME REDDISH-PURPLE IN FALL. PRODUCES SMALL INEDIBLE RED-BROWN FRUIT. ZONE: 4-9

1.5"	1.75"	2"	2.5"	3"	3.5"	4"	4.5"	5"
\$199	\$249	\$299	\$349	\$449	\$549	\$649	\$749	\$899



**PYRUS CALLERYANA 'AUTUMN BLAZE' (AUTUMN BLAZE PEAR) - 30HX20W**  
 DISTINCT BEAUTIFUL, ROUNDED, SPREADING HABIT THAT DISTINGUISHES IT FROM OTHER PEARS. PRODUCES WHITE FLOWERS IN SPRING. FOLLOWED BY DARK GLOSSY FOLIAGE THAT TURNS BRILLIANT RED IN FALL. PRODUCES INEDIBLE FRUIT. **ZONE: 4-8**

1.5"	1.75"	2"	2.5"	3"	3.5"	4"	4.5"	5"
\$199	\$249	\$299	\$349	\$449	\$549	\$649	\$749	\$899



**PYRUS CALLERYANA 'CHANTICLEER' (CLEVELAND SELECT PEAR) - 40HX20W**  
 DISTINCT NARROW FORM MAKES THIS A GREAT STREET OR YARD PLANTING. WHITE SPRING BLOOMS YIELD SMALL INEDIBLE FRUIT. PURPLISH RED FALL COLOR. **ZONE: 5-8**

1.5"	1.75"	2"	2.5"	3"
\$199	\$249	\$299	\$349	\$449



**PYRUS CALLERYANA 'REDSPIRE' (REDSPIRE PEAR) - 35HX25W**  
 EXCELLENT STREET TREE THAT ADAPTS WELL TO ADVERSE URBAN CONDITIONS. PYRAMIDAL FORM HOLDS ABUNDANT LARGE CLUSTERS OF WHITE FLOWERS IN SPRING. FALL COLOR IS CRIMSON AND PURPLE. FIRE BLIGHT RESISTANT. **ZONE: 5-9**

1.5"	1.75"	2"	2.5"	3"	3.5"	4"	4.5"	5"
\$199	\$249	\$299	\$349	\$449	\$549	\$649	\$749	\$899



**QUERCUS ALBA (WHITE OAK) - 50HX50W**  
 (N) PYRAMIDAL WHEN YOUNG THAT MATURES TO A LARGE WIDE SPREAD, ROUNDED TREE. ADAPTABLE TO SOIL CONDITIONS. GOOD DROUGHT TOLERANCE. **ZONE: 3-9**

1.5"	1.75"	2"
\$199	\$249	\$299



**QUERCUS BICOLOR (SWAMP WHITE OAK) - 50HX50W**  
 (N) STRIKING TREE WITH ATTRACTIVE PEELING BARK, ESPECIALLY ON YOUNG TREES. LUSTROUS LOBED LEAVES HAVE A TWO-TONED APPEARANCE OF DARK GREEN ON TOP AND A SILVERY-WHITE UNDERSIDE. FOLIAGE TURNS ORANGISH-GOLD TO YELLOW MID-AUTUMN. AN EXCELLENT SHADE TREE. THRIVE IN SWAMPS. **ZONE: 4-8**

1.5"	1.75"	2"	2.5"	3"	3.5"	4"	4.5"	5"
\$199	\$249	\$299	\$349	\$449	\$549	\$649	\$749	\$899



**QUERCUS BICOLOR 'BONNIE AND MIKE' (BEACON SWAMP WHITE OAK) - 35HX16W**  
 FASTIGIATE GROWTH PATTERN WITH TIGHT, UPWARD BRANCHING. DROUGHT AND FLOOD TOLERANT. FOLIAGE IS SHINY DARK GREEN IN THE SPRING AND SUMMER THEN CHANGE TO A NICE GOLDEN YELLOW IN FALL. SPRING FLOWERS BLOOM AS A YELLOW-GREEN CATKIN WHICH YIELD TAN ACORNS. **ZONE: 4-8**

2"	2.5"
\$299	\$349



**QUERCUS COCCINEA (SCARLET OAK) - 70HX50W**  
 (N) NAMED AFTER ITS COLOR SEEN THROUGH THE SEASONS. EARLY SPRING NEW LEAVES HAVE A RED HUE. IN FALL LEAVES DISPLAY A VIBRANT RED. INNER BARK IS RED. TOLERANT OF POOR SOILS AND WIND RESISTANT. NON-SHOWY FLOWERS. **ZONE: 4-9**

1.5"	1.75"	2"	2.5"	3"	3.5"
\$199	\$249	\$299	\$349	\$449	\$549



**QUERCUS ELLIPSOIDALIS (NORTHERN PIN OAK) - 70HX60W**  
 TALL, ROUNDED, CYLINDRICAL CROWN WITH ASCENDING UPPER BRANCHES AND DESCENDING LOWER BRANCHES. APPEARS SIMILAR TO QUERCUS PALUSTRIS. DARK GREEN FOLIAGE TURNS A NON-SHOWY RUSSET RED IN FALL. YELLOWISH-GREEN FLOWERS YIELD ELONGATED ACORNS. TOLERANT OF DRY SANDY SOILS. **ZONE: 3-9**

1.5"	1.75"	2"	2.5"	3"
\$199	\$249	\$299	\$349	\$449



**QUERCUS IMBRICARIA (SHINGLE OAK) - 55HX55W**

RED OAK VARIETY, TYPICALLY GROWS IN A CONICAL FORM THAT BROADENS AND ROUNDS WITH AGE. YELLOW-GREEN FLOWERS YIELD ROUNDED ACORNS. FOLIAGE IS A GLOSSY DARK GREEN WITH PALE UNDERSIDE, TURN SHADES OF YELLOW-BROWN AND RED-BROWN IN FALL. LEAVES TEND TO PERSIST INTO WINTER. **ZONE: 3-9**

1.5"	1.75"	2"	2.5"
\$199	\$249	\$299	\$349



**QUERCUS MACROCARPA (BUR OAK) - 70HX70W**

(N) WHITE OAK VARIETY, GROWS TALL WITH BROAD, ROUNDED CROWN. ACORN CUPS ARE COVERED WITH MOSSY SCALES NEAR THE RIM CREATING A 'BUR' LOOK. DARK GREEN LEAVES TURN UNDISTINGUISHED YELLOW-BROWN IN FALL. PREFERS MOIST SOIL. BRANCHES TYPICALLY ARE RIDGED WITH CORKY BARK. **ZONE: 3-8**

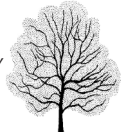
1.5"	1.75"	2"	2.5"
\$199	\$249	\$299	\$349



**QUERCUS MUEHLENBERGII (CHINKAPIN OAK) - 60HX70W**

(N) MEDIUM SIZED WHITE OAK VARIETY. FOUND ON DRY, ROCKY, ALKALINE SOILS. MINOR YELLOW-GREEN FLOWERS EMERGE IN SPRING ALONG WITH NARROW, SHINNY GREEN LEAVES THAT LOOK SIMILAR TO CHESTNUT LEAVES. FLOWERS YIELD SMALL OVAL ACORN FRUIT. FALL FOLIAGE IS INSIGNIFICANT. **ZONE: 3-9**

1.5"	1.75"
\$199	\$249



**QUERCUS PALUSTRIS (PIN OAK) - 60HX40W**

(N) BROAD, PYRAMIDAL FORM DOES WELL IN WET, POORLY DRAINED SOILS. BRIGHT GREEN GLOSSY LEAVES ARE SIMILAR IN SIZE TO THOSE OF SCARLET OAK. DEEP RED FALL COLOR. BEARS ROUNDED ACORN CUPS. **ZONE: 4-8**

1.5"	1.75"	2"	2.5"	3"	3.5"	4"	4.5"	5"
\$199	\$249	\$299	\$349	\$449	\$549	\$649	\$749	\$899



**QUERCUS PALUSTRIS 'PRINGREEN' (GREEN PILLAR PIN OAK) - 45HX15W**

NARROW PIN OAK, COMMONLY CALLED COLUMNAR PIN OAK. HAS STIFF, UPRIGHT BRANCHES THAT HOLD LUSTROUS DARK GREEN LEAVES. FALL FOLIAGE IS A DEEP RED. TOLERATES A WIDE RANGE OF DIFFICULT GROWING CONDITIONS. **ZONE: 4-8**

1.5"	1.75"	2"
\$199	\$249	\$299



**QUERCUS ROBUR (ENGLISH OAK) - 50HX50W**

LARGE, MAJESTIC, WHITE OAK CULTIVAR WITH A BROAD ROUNDED CROWN. ROBUST OAK IN REFERENCE TO THE TREES STRENGTH AND DURABILITY. **ZONE: 4-8**

1.5"	1.75"	2"	2.5"	3"	3.5"	4"	4.5"	5"
\$199	\$249	\$299	\$349	\$449	\$549	\$649	\$749	\$899



**QUERCUS ROBUR 'WANDELL' (WANDELL ENGLISH OAK) - 40HX15W**

THIS ENGLISH OAK HAS A STRONG UPRIGHT HABIT. THE NARROW FORM IS EVIDENT EARLY AND CONTINUES AS IT MATURES. POSSESSES A NATURALLY TIGHT AND SYMMETRICAL BRANCHING. GOOD POWDERY MILDEW RESISTANCE. **ZONE: 5-8**

3"	3.5"	4"	4.5"	5"
\$449	\$549	\$649	\$749	\$899



**QUERCUS ROBUR X BICOLOR 'NADLER' (KINDRED SPIRIT OAK) - 30HX6W**

ONE OF THE TIGHTEST COLUMNAR TREES. SIMILAR TO 'REGAL PRINCE'. MILDEW & DROUGHT RESISTANT. TOLERANT TO URBAN CONDITION, IDEAL FOR STREETS. **ZONE: 1-9**

1.5"	1.75"	2"
\$199	\$249	\$299



### QUERCUS RUBRA (RED OAK) - 70HX60W

(N) FAST GROWING TREE THAT MATURES INTO A ROUNDED CROWN. FALL COLOR IS DARK RED WITH LEAVES PERSISTENT INTO THE WINTER. THIS TREE IS KNOWN TO BE RESISTANT TO POLLUTION, MAKING IT A GOOD SELECTION FOR INDUSTRIAL AREAS.

**ZONE: 4-8**

1.5"	1.75"	2"	2.5"	3"	3.5"
\$199	\$249	\$299	\$349	\$449	\$549



### QUERCUS X WAREI 'LONG' (REGAL PRINCE OAK) - 60HX25W

CROSS BETWEEN COLUMNAR ENGLISH OAK AND SWAMP WHITE OAK. NARROW, OVAL CULTIVAR WITH UPRIGHT BRANCHING. GLOSSY, LEATHERY DARK GREEN LEAVES TURN YELLOW-BROWN IN FALL.. RESISTANCE TO POWDERY MILDEW AND VERY HARDY TO HARSH WINTERS INCLUDING WIND AND ICE. **ZONE: 4-9**

1.5"	1.75"	2"	2.5"	3"	3.5"	4"	4.5"	5"
\$199	\$249	\$299	\$349	\$449	\$549	\$649	\$749	\$899



### RHODODENDRON SPP.

EVERGREEN SHRUB THAT FEATURE A BLOOM IN LATE SPRING TO EARLY SUMMER; FLOWER COLORS INCLUDE PINK, RED, VIOLET, YELLOW, AND WHITE, DEPENDING ON THE VARIETY. SIZE ALSO VARIES CONSIDERABLY, FROM 1 OR 2 FEET TO OVER 20 FEET IN HEIGHT, SO CHOOSE PLANTS CAREFULLY TO FIT YOUR GARDEN SITUATION. FLOWERS HELD TOGETHER IN TRUSSES BLOOM MID-SPRING

#### CATAWBIESE (LARGE LEAF):

-'AMY COTTA': 3HX4W, LAVENDER PINK FLOWERS, DARK GREEN FOLIAGE. **ZONE: 4-9**

-'CUNNINGHAM'S WHITE': 4HX4W, LARGE TRUSSES OF SHOWY WHITE FLOWERS. **ZONE: 5-8**

-'ENGLISH ROSEUM'/'ROSEUM PINK': 10HX11W, LIGHT ROSE-LILAC FLOWERS. **ZONE: 4-8**

-'GRANDIFLORUM': 6HX6W, LILAC PURPLE FLOWERS WITH LIGHT YELLOW-RED SPECKLED THROATS, BALL SHAPED TRUSSES. **ZONE: 4-8**

-'LEE'S DARK PURPLE': 7HX8W, GLOSSY DARK GREEN LEAVES, DEEP PURPLE FLOWERS. **ZONE: 5-9**

-'NOVA ZEMBLA': 5HX5W, RED FLOWERS WITH BLACK SPOTS ON THROATS, BALL SHAPED TRUSSES. **ZONE: 4-8**

-'PURPUREUM ELEGANS': 6HX6W, ROSE-LILAC FLOWERS. **ZONE: 5-8**

-'ROSEUM ELEGANS': 6HX6W, LILAC FLOWERS WITH PINK OVERTONES. **ZONE: 4-8**

-'ROSEUM PINK': 8HX8W, LIGHT ROSE-PINK FLOWERS, DOME SHAPED TRUSSES. **ZONE: 4-9**

#2	#3	#5
\$36.50	\$47	\$75

#### RHODODENDRON SMALL LEAF:

-'AGLO': 3HX3W, LIGHT PINK SPRING FLOWERS. **ZONE: 4-8**

-'PJM': 4HX5W, SMALL TRUSSES OF LAVENDER-PINK BLOOMS. **ZONE: 4-8**

-'PJM ELITE': 4HX3W, PINKISH-PURPLE FLOWER WITH PURPLE-PLUM WINTER FOLIAGE. **ZONE: 4-8**

-'PJM LANDMARK': 4HX4W, PINK FLOWERS, GREEN FOLIAGE TURNS RED IN FALL. **ZONE: 5-8**

-'PURPLE GEM': 2HX3W, LITTLE LEAF DWARF WITH LIGHT PURPLE FLOWERS. **ZONE: 5-8**

#2	#3	#5
\$36.50	\$47	\$75



### **RHUS AROMATICA 'GRO-LOW' (GRO-LOW SUMAC) - 3HX6W**

A TOUGH, FAST-GROWING GROUND COVER FOR SLOPES OR BANKS, AND AREAS WITH POOR, DRY SOIL. THE GLOSSY, GREEN FOLIAGE DISPLAYS AN EXCELLENT RED FALL COLOR AND IS FRAGRANT WHEN BRUSHED AGAINST OR LEAVES ARE CRUSHED. WORKS WELL IN BORDER PLANTINGS, BACKED BY TALLER SHRUBS AND PERENNIALS. SPREAD BY ROOT SUCKERS. LEAVES LOOK SIMILAR TO POISON IVY, HOWEVER THIS PLANT IS NON POISONOUS. TINY YELLOW FLOWERS BLOOM EARLY SPRING BEFORE THE FOLIAGE. FLOWERS YIELD HAIRY RED BERRIES THAT PERSIST INTO WINTER.

**ZONE: 4-9**

#2	#3
\$36.50	\$38

### **ROSA (LANDSCAPE ROSES)**

SOME VARIETIES GROW TALL, WITH VIGOROUS, FAR-REACHING CANES; OTHERS STAY COMPACT. THORNY, EASY TO GROW, PEST RESISTANT, LONG BLOOM TIMES, AND DISEASE RESISTANT. LITTLE TO NO MAINTENANCE REQUIRED.

#### **CLIMBING ROSES:**

GROW TO MAX HEIGHT WITH HELP OF A STRUCTURE (TRELLIS, FENCE, ARBOR, ETC), LARGE FLOWER HEADS.

-'AMERICA': 15HX6W, MEDIUM PINK, DOUBLE FLOWERS. **ZONE: 5-9**

-'BLAZE': 12HX10W, DOUBLE MEDIUM RED BLOOMS. **ZONE: 5-9**

-'DON JUAN': 12HX6W, VERY FRAGRANT, SEMI-DOUBLE, DARK RED. **ZONE: 5-9**

-'GOLDEN SHOWERS': 6HX7W, BRIGHT, YELLOW FADE CREAM, HONEY FRAGRANCE. **ZONE: 5-9**

-'HOT 'N SPICY': 4HX3W, SLIGHTLY FRAGRANT, ORANGE-RED, SEMI-DOUBLE. **ZONE: 5-10**

-'TRUE GRATITUDE': 6HX4W, DEEP MAGENTA FLOWERS, SPICY FRAGRANCE. **ZONE: 5-9**

-'TRUE INSPIRATION': 5HX4W, SHADES OF PINK FLOWERS, PEPPERY FRAGRANCE. **ZONE: 5-9**

-'WILLIAM BAFFIN': 10HX6W, SEMI-DOUBLE, DEEP PINK FLOWERS. **ZONE: 3-9**

#2	#3
\$32.50	\$36.50

#### **SHRUB ROSES:**

SHRUB ROSES COMBINE THE BEST OF THE HARDIEST ROSE SPECIES WITH MODERN REPEAT BLOOMING AND DIVERSE FLOWER FORMS, COLORS AND FRAGRANCE VARIETIES.

-'AT LAST': 3HX3W, FRAGRANT, FULLY-PETALED TEA ROSE. NO SPRAYING IS REQUIRED TO ENJOY A NON-STOP DISPLAY OF LARGE, SWEETLY PERFUMED SUNSET-ORANGE BLOSSOMS FROM LATE SPRING THROUGH FROST. GLOSSY FOLIAGE AND A VIGOROUS, ROUNDED HABIT. **ZONE: 5-9**

-'BONICA': 4HX4W, COMPACT SHRUB, CLUSTERS OF DAINTY LIGHT PINK FLOWERS THAT BLOOM UNTIL THE FIRST FROST, DISEASE RESISTANT FOLIAGE. **ZONE: 4-9**

-'BRINDABELLA': 4HX3W, SHOWY PURPLE-RED DOUBLE BLOOMS. CAREFREE (MEANING IT DOES NOT REQUIRE YOU TO DEADHEAD TO FLUSH NEW BLOOMS), DISEASE AND PEST RESISTANT. **ZONE: 4-9**

-'CATHEDRAL BELLS': 5HX3W, VERY FRAGRANT, LARGE, OLD-FASHIONED PALE PINK BLOOMS. DISEASE RESISTANT. GREAT IN MASSES OR AS A STAND ALONE SHRUB. **ZONE: 5-9**

-'COLOR COCKTAIL': 3HX3W, STRONG BLOOMING ROSE. GLOSSY, DEEP GREEN LEAVES ON LOW ARCHING STEMS WITH MASSES OF BUDS THAT OPEN YELLOW AND QUICKLY MATURE TO PINK, GIVING A UNIQUE, MULTI-COLORED LOOK THAT IS BREATHTAKING! **ZONE: 5-9**

#2	#3
\$32.50	\$36.50



## SHRUB ROSES CONTINUED:

**'EASY ELEGANCE': 5HX4W**, COMBINES THE BEAUTY OF TEA ROSES WITH THE LOW-MAINTENANCE OF SHRUB ROSES. CONTINUOUS BLOSSOMS OF RED, PINK, YELLOW, OR CREAMY-WHITE DEPENDING ON VARIETY. . **ZONE: 4-9**

**VARIETIES: 'HIGH VOLTAGE', 'KASHMIR', 'CHAMPION WISHES'**

**'JULIA CHILD': 3HX2W**, EYE CATCHING YELLOW FLOWERS BLOOM ALL SUMMER INTO FALL. LOW-MAINTENANCE SHRUB AND DISEASE RESISTANT. . **ZONE: 5-9**

**'MIRACLE ON THE HUDSON': 4HX2W**, NAMED TO HONOR THE HEROIC CREW AND PASSENGERS OF FLIGHT 1549, THIS AMAZING ROSE GIVES EASY CARE AND COLOR ALL SUMMER LONG! IS AN AWARD-WINNING, BRIGHT RED SHRUB ROSE WITH CONTINUOUS BLOOMS. **ZONE: 5-8**

**'RINGO ALL STAR': 3HX3W**, FLOWERS EMERGE RICH ORANGE WITH A CHERRY RED CENTER AND MATURE TO LAVENDER PINK. CONTINUOUS BLOOMING LEAVING A MULTICOLOR SHOWY PLANT. LOW-MAINTENANCE, NO DEADHEAD NECESSARY TO PRODUCE CONTINUAL BLOOMS. **ZONE: 4-8**

**'RUGOSA': 5HX5W**, DENSE, ROUNDED, THORNY, SUCKERING ROSE WITH FRAGRANT PINK, PURPLE, OR WHITE FLOWERS. FLOWERS YIELD FLESHY, EDIBLE HIPS (SEED PODS) THAT RIPEN BRIGHT RED. EASIEST ROSE TO GROW. GOOD COLD TOLERANCE AND PEST RESISTANT. **ZONE: 2-7**  
**VARIETIES: 'PINK PAVEMENT', 'PURPLE PAVEMENT', 'SNOW PAVEMENT'**

**'THE FAIRY': 4HX4W**, DWARF, CONTINUOUSLY BLOOMS ABUNDANT DOUBLE PINK FLOWERS. DROUGHT AND SHADE TOLERANT, DISEASE RESISTANT. **ZONE: 4-9**

#2	#3
\$32.50	\$36.50

## DRIFT ROSES:

CROSS BETWEEN GROUNDCOVER & MINIATURE ROSES, MEANDERING/CREEPING FORM, VERY SHORT VARIETIES.

**'APRICOT': 2HX3W**, DOUBLE, APRICOT COLORED FLOWER. **ZONE: 4-11**

**'CORAL': 2HX3W**, BRIGHT, CORAL-ORANGE BLOOMS. **ZONE: 4-11**

**'MEIGALPIO': 2HX2W**, SCARLET RED BLOOMS ALL SUMMER. **ZONE: 4-10**

**'PEACH': 1.5HX2W**, SOFT, PEACH COLORED FLOWERS. **ZONE: 4-11**

**'PINK': 1.5HX3W**, DEEP PINK WITH SOFT-FACED CENTER FLOWER. **ZONE: 4-11**

**'POPCORN': 2HX3W**, SOFT YELLOW FLOWERS FADE TO CREAM. **ZONE: 4-11**

**'RED': 2HX3W**, CLUSTERS OF VERY PETITE, RED FLOWERS. **ZONE: 4-11**

**'SWEET': 2HX3W**, CLUSTERS OF CLEAR, PINK, DOUBLE FLOWERS. **ZONE: 4-11**

**'WHITE': 2HX3W**, DOUBLE BLOOM, WHITE FLOWERS WITH TINTS OF LIGHT PINK. **ZONE: 4-11**

#2	#3
\$32.50	\$36.50

## FLOWER CARPET ROSES:

LONG BLOOM TIME, PROLIFIC BLOOMING

**'AMBER': 2HX3W**, SEMI-DOUBLE, PEACHY-AMBER BLOOMS FADE TO SEASHELL-PINK. **ZONE: 4-11**

**'PINK': 2HX3W**, VIBRANT, HOT-PINK FLOWERS. **ZONE: 5-11**

**'RED': 2HX3W**, BRIGHT RED FLOWER WITH YELLOW CENTER. **ZONE: 5-8**

**'WHITE': 2HX3W**, BRIGHT WHITE FLOWER. **ZONE: 5-9**

#2	#3
\$32.50	\$36.50

### **KNOCK OUT ROSES:**

LONGEST BLOOM TIME OF ALL SHRUB ROSES.

- 'CORAL'**: 4HX4W, DOUBLE, UNIQUE CORAL COLOR. **ZONE: 5-10**
- 'DOUBLE PINK'**: 4HX4W, DOUBLE, BRIGHT PINK FLOWER. **ZONE: 5-11**
- 'DOUBLE RED'**: 4HX4W, DOUBLE, CHERRY RED FLOWERS. **ZONE: 5-11**
- 'PEACHY'**: 3HX3W, SEMI-DOUBLE, PEACHY PINK FLOWERS. **ZONE: 4-11**
- 'PETITE'**: 1.5HX1.5W, COMPACT SIZE, NON-FADING RED FLOWERS. **ZONE: 4-10**
- 'PINK'**: 4HX4W, SINGLE, BRIGHT PINK FLOWER. **ZONE: 5-11**
- 'RED'**: 4HX4W, SINGLE, CHERRY RED FLOWER. **ZONE: 5-11**
- 'SUNNY'**: 3HX3W, SINGLE, BRIGHT YELLOW FADING TO CREAM. **ZONE: 4-11**
- 'WHITE'**: 3.5HX3.5W, SINGLE PURE WHITE FLOWERS ON DARK FOLIAGE. **ZONE: 4-11**

#2	#3
\$32.50	\$36.50

### **HOME RUN ROSES:**

VARIATION OF KNOCKOUT, BRIGHT RED OR PINK BLOOMS, CONSTANT BLOOMING  
**VARIETIES: 'RED' & 'PINK'**

### **OSO EASY ROSES**

EASY CARE AND DISEASE RESISTANT, BLOOMS NON-STOP ALL SUMMER.

- 'CHERRY PIE'**: 3HX3W, ABUNDANT RED SUMMER FLOWERS. GLOSSY FOLIAGE. **ZONE: 4-9**
- 'DOUBLE RED'**: 4HX4W, LUSH, DEEP-RED FLOWERS, LUSTROUS GREEN FOLIAGE. **ZONE: 4-9**
- 'HOT PAPRIKA'**: 2HX2W, LOW GROWING WITH VIBRANT ORANGE FLOWERS. **ZONE: 3-9**
- 'LEMON ZEST'**: 3HX3W, SUNNY YELLOW FLOWERS THAT DON'T FADE TO WHITE. **ZONE: 4-9**
- 'ITALIAN ICE'**: 2.5HX2.5W, LIGHT YELLOW FLOWERS WITH BLUSH PINK EDGES. **ZONE: 4-9**
- 'MANGO SALSA'**: 3HX3W, SHADES OF CORAL PINK FLOWERS. **ZONE: 4-9**
- 'PAPRIKA'**: 2HX3W, ORANGE BLOOMS WITH YELLOW CENTERS. **ZONE: 3-9**
- 'PEACHY'**: 3.5HX3.5W, BRIGHT MAGENTA FLOWERS. **ZONE: 3-9**
- 'URBAN LEGEND'**: 3.5HX3.5W, TRUE RED SEMI-DOUBLE FLOWERS. **ZONE: 4-9**

#2	#3
\$32.50	\$36.50

### **SALIX ALBA 'TRISTIS' (GOLDEN WEeping WILLOW) - 60HX60W**

BROAD CANOPY, GOLDEN WEeping BRANCHES. RICH GREEN FOLIAGE TURNS  
YELLOW-GREEN IN FALL. PROVIDES POPULAR HABITAT FOR BIRDS. **ZONE: 4-8**

#15	1.5"	1.75"	2"	2.5"	3"	3.5"	4"	4.5"	5"
\$149	\$199	\$249	\$299	\$349	\$449	\$549	\$649	\$749	\$899



**SALIX CAPREA 'PENDULA' (WEeping PUSSY WILLOW) - 6HX8W**

WEeping SHRUB, TYPICALLY GRAFTED ONTO A STANDARD FORMING A SMALL TREE WITH WEeping BRANCHES. PRODUCES FUZZY CATKINS EARLY SPRING BEFORE DARK GREEN LEAVES EMERGE. FALL FOLIAGE IS YELLOW. VERY ADAPTABLE. TOLERATES SOME STANDING WATER AND URBAN POLLUTION. **ZONE: 4-8**



1.5"	1.75"	2"
\$199	\$249	\$299

**SALIX DISCOLOR (PUSSY WILLOW) - 10HX10W**

(N) SILKY PUSSY WILLOW CATKINS OPEN WELL BEFORE OTHER SPRING BLOOMS. THE FLOWERS STAND OUT BECAUSE THEY BLOOM ON BARE STEMS BEFORE LEAVES APPEAR, WHICH PROVIDE POLLEN FOR NATIVE BEES VERY EARLY IN THE SEASON. TRUNKS ARE TYPICALLY CLUSTERED WITH A STRONG, UPRIGHT FORM THAT PROVIDES GOOD COVER AND NESTING SITES FOR A VARIETY OF BIRDS. **ZONE: 4-8**



#3
\$42

**SALIX INTEGRAL 'HAKURO NASHIKI FLAMINGO' (DAPPLED WILLOW) - 15HX15W**

BRANCHES DISPLAY STRIKING PINK STEMS AND BUDS, SURROUNDED BY FOLIAGE MOTTLED IN WHITE, GREEN AND SOFT PINK HIGHLIGHTS. COLORED STEMS PROVIDE EXCELLENT WINTER INTEREST. THIS GRACEFUL SHRUB IS A PERFECT GARDEN ACCENT. CAN BE GROWN IN A GRAFTED TREE FORM. FEATURES YELLOWISH FLOWERS IN SPRING AND PINKISH FOLIAGE THAT MATURES TO A VARIEGATED PALE GREEN DURING THE GROWING SEASON THAT TURN YELLOW IN FALL. **ZONE: 5-7**



SHRUB			TREE FORM		
#3	#5		#10	#15/48"HEAD	72"HEAD
\$42	\$59		\$145	\$209	\$349

**SALIX MATSUDANA 'GOLDEN CURLS' (GOLDEN CURLS WEeping WILLOW) - 40HX40W**

DROUGHT AND SALT TOLERANT. YELLOW FLOWERS BLOOM IN SPRING BEFORE GLOSSY GREEN FOLIAGE EMERGES AND TURNS BRIGHT YELLOW IN FALL. BRANCHES ARE CONTORTED AND TWIST AS THEY WEEP DOWNWARDS. BARE WINTER BRANCHES HAVE GOLDEN COLOR. **ZONE: 4-7**



3"
\$449

**SAMBUCUS NIGRA (ELDERBERRY)**

DECIDUOUS, SOMEWHAT SPRAWLING, MULTI-STEMMED SHRUB FORM. TINY WHITE FLOWERS BLOOM IN JUNE-JULY AND GIVE WAY TO CLUSTERS OF EDIBLE, GLOSSY BLACK FRUIT IN LATE SUMMER. FRUITS ARE ATTRACTIVE TO BIRDS AND WILDLIFE.

**VARIETIES:**

-**'BLACK LACE': 7HX4W**, DISTINCTIVE LACY FOLIAGE ALL SEASON AND SOFT PINK EARLY SUMMER FLOWERS GIVE SEASON LONG COLOR AND TEXTURE. DEER RESISTANT. **ZONE: 4-7**

-**'BLACK TOWER': 7HX4W**, NARROW, UPRIGHT SHRUB WITH FANTASTIC BURGUNDY FOLIAGE. SOFTLY CUT EDGES PROVIDE AN ELEGANT TEXTURE. BRIGHT PINK FLOWERS YIELD CLUSTERS OF BLACKISH RED BERRIES. **ZONE: 4-9**

-**'GOLDEN TOWER': 10HX4W**, DENSE COLUMNAR FORM WITH LACY GOLDEN GREEN LEAVES. PRODUCES WHITE FLOWER CLUSTERS THAT BLOOM IN SPRING. FOLLOWING THE FLOWERS ARE CLUSTERS OF RED BERRIES. **ZONE: 4-8**

-**'INSTANT KARMA': 7HX7W**, NEAT, CLEAN FOLIAGE OF INTERPLAYING GREEN AND WHITE. LARGE, LACY FLOWER CLUSTERS APPEAR IN EARLY SUMMER. CROSS POLLINATION CAN OCCUR WITH 'BLACK LACE' OR 'BLACK BEAUTY' IF A POLLINATOR IS PRESENT WHICH WILL ALLOW FOR HIGHER YIELDS OF BERRIES. **ZONE: 4-7**

**SAMBUCUS NIGRA VARIETIES CONTINUED:**

-**'LACED UP': 10HX4W**, FEATHERY BLACK FOLIAGE COVERS BROOMSTICK-STRAIGHT STEMS THAT SHOOT TOWARD THE SKY BUT STAY IN A NARROW COLUMN CREATING A NARROW UPRIGHT VARIETY. EARLY SUMMER BRINGS HUNDREDS OF PINK FLOWERS THAT CONTRAST WITH THE LEAVES. FLOWERS YIELD BERRIES. **ZONE: 4-7**

#3
\$42

**SAMBUCUS RACEMOSA 'LEMONY LACE' (LEMONY LACE ELDERBERRY) - 4HX4W**

"LEMONY LACE" OFFERS FINELY DISSECTED FOLIAGE BUT IN A CHEERY GOLD COLOR TO LIGHTEN UP A LANDSCAPE. PRODUCES BIG CLUSTERS OF WHITE FLOWERS IN EARLY SPRING BEFORE THE FOLIAGE EMERGES, THEN BRIGHT YELLOW LEAVES TAKE OVER, WITH RED EDGES. AS THE FOLIAGE AGES, IT TURNS AN ATTRACTIVE CHARTREUSE YELLOW. **ZONE: 3-7**

#3
\$42

**SORBUS AUCUPARIA 'CARDINAL ROYAL' (EUROPEAN MOUNTAIN ASH) - 30HX15W**

SMALL, DECIDUOUS TREE WITH A NARROW, UPRIGHT-OVAL CROWN, USUALLY ROUNDS AND OPENS WITH AGE. COMPOUND, MEDIUM GREEN LEAVES HAVE A SILVERY UNDERSIDE, TURN YELLOW TO REDDISH-PURPLE IN FALL. SMALL, WHITE, FLOWERS BLOOM IN FLATTENED CORYMB IN MAY AND GIVE WAY TO PENDANT CLUSTERS OF ORANGE-RED BERRY-LIKE DRUPES IN LATE SUMMER. **ZONE: 3-6**



1.5"	1.75"	2"	2.5"
\$199	\$249	\$299	\$349

**SPIRAEA**

ABOUT 80 SPECIES MAKE UP THIS GENUS OF DECIDUOUS SHRUBS. THEY ARE GROWN PRIMARILY FOR THEIR SMALL BUT PROFUSE WHITE, PINK, OR PURPLE FLOWERS IN SPRING OR SUMMER. USE IN A VARIETY OF LANDSCAPE PLANTING APPLICATIONS. DEER RESISTANT

**BUMALDA:**

-**'ANTHONY WATERER': 4HX4W**, ATTRACTIVE REDDISH-PURPLE SPRING FOLIAGE, ROSY-PINK FLOWERS IN EARLY SUMMER. **ZONE: 4-9**

-**'DART'S RED': 3HX5W**, DEEP CARMINE-RED FLOWERS THAT FADE TO ROSY PINK. **ZONE: 4-8**

-**'FIRE LIGHT': 3HX4W**, FOLIAGE EMERGES DEEP ORANGE. SMALL DEEP PINK FLOWERS CONTRAST WITH THE GOLDEN YELLOW MATURE FOLIAGE; FIERY-RED FALL COLOR. **ZONE: 4-8**

-**'FLAMING MOUND': 2HX2W**, FOLIAGE EMERGES SHADES OF RED THAT FADES TO YELLOW-GREEN AND TURNS RED IN FALL. DEEP PINK FLOWERS BLOOM LATE SPRING. **ZONE: 4-9**

-**'GOLD FLAME': 4HX4W**, EMERGE BRONZE-RED, TO YELLOW & GREEN, ORANGE-COPPER IN FALL, ROSE PINK FLOWERS. **ZONE: 4-8**

-**'LIMEMOUND': 3HX4W**, BRIGHT LEMON-YELLOW FOLIAGE MATURES TO A VIVID LIME GREEN. SOFT PINK BLOOMS IN SUMMER. ORANGE-RED FALL FOLIAGE, RED STEMS. **ZONE: 3-8**

#2	#3
\$30	\$34

**JAPONICA:**

-**'DAKOTA GOLDCHARM': 2HX3W**, PINK FLOWERS BLOOM THROUGH SUMMER. SHOWY GOLDEN FOLIAGE WITH PINK ACCENTS TURN PINKISH-RED IN FALL. **ZONE: 3-8**

-**'GOLD MOUND': 3HX4W**, GOLD-TONED FOLIAGE FROM SPRING-FALL. PINK FLOWERS. **ZONE: 4-8**

-**'LITTLE PRINCESS': 3HX3W**, DAINTY, ROSE PINK FLOWERS ON MINT-GREEN FOLIAGE. **ZONE: 4-8**

#2	#3
\$30	\$34

**SPIRAEA JAPONICA CONTINUED:**

-**'MAGIC CARPET'**: 2HX3W, LEAVES EMERGE RED, MATURE TO GOLD-GREEN DEPENDING ON AVAILABLE LIGHT. FALL FOLIAGE IS RUSSET (REDDISH-BROWN). PRODUCES CLUSTERS OF SMALL BRIGHT PINK FLOWERS. **ZONE: 3-8**

-**'NEON FLASH'**: 3HX3W, BRIGHT NEON RED FLOWERS OFFSET BY A NEAT MOUND OF RICH GREEN FOLIAGE THAT BECOMES DARK BURGUNDY IN FALL. **ZONE: 4-8**

-**'SHIROBANA'**: 2HX3W, LIGHT GREEN FOLIAGE WITH WHITE, PINKISH RED FLOWER CLUSTERS. **ZONE: 4-8**

#2	#3
\$30	\$34

**NIPPONICA**

-**'RENAISSANCE'** (RENAISSANCE SPIREA): 8HX12W, BLUE-GREEN FOLIAGE, WHITE FLOWERS BLOOM MID SPRING. IMPROVED VERSION OF 'VANHOUTTEI'. **ZONE: 3-8**

-**'SNOWMOUND'**: 5HX5W, GRACEFUL BRANCHING WITH DARK GREEN FOLIAGE AND CLUSTERS OF WHITE FLOWERS. **ZONE: 3-8**

-**'VANHOUTTE'** (BRIDALWREATH): 8HX10W, ARCHING BRANCHES, DOUBLE WHITE FLOWERS, BLUE GREEN LEAVES TURN PURPLISH IN FALL. **ZONE: 3-8**

#2	#3
\$30	\$34

**DOUBLE PLAY SERIES:**

FEATURES COLORFUL FOLIAGE AND FLOWERS

-**'ARTISAN'**: 2HX3W, RICH, PURPLE-RED NEW GROWTH, FUCHSIA SUMMER FLOWERS. **ZONE: 3-8**

-**'BIG BANG'**: 3HX3W, FOLIAGE EMERGES ORANGE, MATURES YELLOW, THEN RICH GOLDEN ORANGE IN FALL, PINK FLOWERS. **ZONE: 3-8**

-**'BLUE KAZOO'**: 3HX3W, COOL BLUE FOLIAGE WITH CRISP WHITE BLOOMS. HINTS OF BURGUNDY IN THE NEW GROWTH AND RICH RED FALL FOLIAGE. **ZONE: 3-8**

-**'CANDY CORN'**: 2HX2W, BRIGHT, CANDY-APPLE RED FOLIAGE MATURES TO YELLOW WITH BLAZING ORANGE THROUGH-OUT SEASON. VIBRANT, RED-VIOLET BLOOMS. **ZONE: 4-8**

-**'DOOZIE'**: 3HX3W, FOLIAGE EMERGES DEEP RED IN SPRING. BRIGHT, GLOWING PURPLE-RED FLOWERS IN LATE SPRING CONTINUE THROUGH SUMMER. **ZONE: 3-8**

-**'GOLD'**: 2HX2W, BRIGHT GOLD FOLIAGE WITH HOT-PINK SPRING FLOWERS. **ZONE: 3-8**

-**'PAINTED LADY'**: 3HX3W, GREEN, YELLOW, & CREAM VARIEGATED LEAVES. BRIGHT PINK BLOOMS. **ZONE: 4-9**

-**'PINK'**: 3HX3W, LEAVES EMERGE RED IN SPRING, MATURE TO A RICH GREEN. PURE PINK FLOWERS. **ZONE: 3-8**

-**'RED'**: 3HX3W, FOLIAGE EMERGES A RICH, BURGUNDY AND MATURES TO DARK GREEN. CRIMSON RED BLOOMS. **ZONE: 3-8**

#2	#3
\$36.50	\$39.50

**SYRINGA X BABY KIM (BABY KIM LILAC) - 3HX3W**

DWARF LILAC WITH FRAGRANT PURPLE BLOOMS, KEEP THEIR COLOR ALL SEASON. SMALL ROUNDED FORM FITS IN TIGHT SPACES AS A FILLER. DEER TOLERANT. **ZONE: 3-8**

#3
\$42

### SYRINGA BLOOMERANG (BLOOMERANG LILAC) - 4HX4W

ENJOY CLASSIC LILAC FRAGRANCE FOR MONTHS INSTEAD OF WEEKS! THIS LILAC BLOOMS IN SPRING, AND BLOOMS AGAIN AFTER A SHORT REST DURING THE HEAT OF SUMMER UNTIL FROST. COMPACT, MOUNDED SHAPE IS IDEAL AS A HEDGE OR FOUNDATION PLANTING. **ZONE: 3-7**

#3
\$42

### SYRINGA MEYERI 'PALIBIN' (DWARF KOREAN LILAC) - 7HX6W

AN IDEAL KOREAN LILAC FOR SMALL GARDENS. IS A DENSE, COMPACT, LOW-SPREADING, DECIDUOUS SHRUB THAT GETS COVERED WITH A PROFUSION OF SWEETLY-FRAGRANT UPRIGHT PANICLES OF LILAC-PINK SINGLE FLOWERS IN LATE SPRING TO EARLY SUMMER. ALTERNATE TREE FORM, IS GRAFTED ONTO A STANDARD. BEST USED AS A SOLITARY ACCENT IN A GARDEN. **ZONE: 3-7**

SHRUB

TREE FORM

#3	4' TF	18" HD	24" HD	30" HD	36" HD
\$42	\$139	\$199	\$249	\$299	\$349



### SYRINGA PRESTONIAE 'DONALD WYMAN' (DONALD WYMAN LILAC) - 10HX6W;

EXTREMELY HARDY, LATE BLOOMING VARIETY. PURPLE BUDS AND SINGLE, FRAGRANT, PINK-LILAC FLOWER CLUSTERS APPEAR ON NEW SPRING GROWTH, ABOUT TWO WEEKS AFTER COMMON VARIETIES. USEFUL IN SHRUB BORDERS, INFORMAL HEDGES AND PERENNIAL BORDERS. **ZONE: 2-7**

#3	#7
\$42	\$79

### SYRINGA PUBESCENS SUBSP. PATULA 'MISS KIM' (MISS KIM LILAC) - 8HX8W

UPRIGHT, COMPACT LILAC BLOOMS LATER THAN OTHERS, EXTENDING THE SEASON WITH DEEP PURPLE BUDS THAT REVEAL CLUSTERS OF HIGHLY FRAGRANT, LAVENDER BLUE FLOWERS. FOLIAGE IS BURGUNDY-TINGED IN FALL. HARDY, WITH EXCELLENT POWDERY MILDEW RESISTANCE. GREAT FOR BORDER ACCENT OR MASS PLANTING. **ZONE: 4-8**

#3	#7	18" HEAD	24" HEAD	30" HEAD	36" HEAD
\$42	\$89	\$199	\$249	\$299	\$349



### SYRINGA RETICULATA (JAPANESE TREE LILAC) - 30HX25W

DARK GREEN LEAVES IN SUMMER MATURE TO A YELLOW-GREEN COLOR. CREAMY WHITE FRAGRANT FLOWERS YIELD DRY CAPSULED SEEDS. **ZONE: 3-7**

SINGLE STEM

MULTI STEM

1.5"	1.75"	2"	2.5"	4'	5'	6'	7'
\$199	\$249	\$299	\$349	\$159	\$209	\$259	\$299



### SYRINGA RETICULATA 'IVORY SILK' (IVORY SILK TREE LILAC) - 20HX15W

SMALL, UPRIGHT, VASE SHAPED CANOPY. LARGE UPRIGHT PLUMES OF CREAMY WHITE FLOWERS IN EARLY SUMMER. ADAPTABLE TO URBAN CONDITIONS. **ZONE: 3-7**

SINGLE STEM

MULTI STEM

1.5"	1.75"	2"	2.5"	4'	5'	6'	7'
\$199	\$249	\$299	\$349	\$159	\$209	\$259	\$299



### SYRINGA VULGARIS (COMMON LILAC/FRENCH HYBRIDS)

UPRIGHT, MULTI-STEMMED, SUCKERING, DECIDUOUS SHRUB. PARTICULARLY NOTED FOR ITS MID TO LATE SPRING (MAY) BLOOM OF VERY FRAGRANT, LILAC TO PURPLE FLOWERS, WHICH BLOOM IN LARGE CONICAL TO NARROW-PYRAMIDAL PANICLES.

VARIETIES:

-'ALBA': 15HX12W, SWEETLY FRAGRANT, WHITE FLOWER CLUSTER. **ZONE: 2-7**

#3	24"	3'	3.5'	4'	6'
\$42	\$59	\$89	\$109	\$139	\$219

**SYRINGA VULGARIS VARIETIES CONTINUED:**

- 'ALBERT F. HOLDEN'**: 7HX8W, FRAGRANT, SINGLE, DEEP VIOLET FLOWERS BLOOM LATE SPRING. ZONE: 3-7
- 'ANDENKEN AN LUDWIG SPAETH'** (LUDWIG SPAETH): 12HX8W, FRAGRANT, DEEP WINE-RED FLOWERS BLOOM LATE SPRING. ZONE: 4-7
- 'CHARLES JOLY'**: 8HX6W, VERY FRAGRANT, DEEP WINE-RED, DOUBLE FLOWERS. ZONE: 4-7
- 'DONALD WYMAN'**: 10HX8W, LATE-BLOOMING, PINK-PURPLE FRAGRANT FLOWERS. ZONE: 2-7
- 'GEORGE BELLAIR'**: MAGENTA-PURPLE FLOWERS. BLOOMS MID-LATE SPRING . ZONE: 3-7
- 'JAMES MACFARLANE'**: 8HX8W, PINK BLOOMS, HIGH DISEASE & MILDEW RESISTANT. ZONE: 2-7
- 'KATHERINE HAVEMEYER'**: 10HX10W, LAVENDER PURPLE-PINK FLOWERS. ZONE: 4-7
- 'KRASAVISTA MOSKOYV'**: 12HX7W, FRAGRANT DOUBLE WHITE WITH BLUSH-PINK FLOWERS. ZONE: 3-7
- 'MICHAEL BUCHNER'**: 12HX10W, DOUBLE LILAC PURPLE BLOOMS. ZONE: 3-9
- 'MONGE'**: 12HX12W, FRAGRANT, RED-PURPLE SINGLE FLOWERS BLOOM LATE SPRING. ZONE: 4-7
- 'MONTAIGNE'**: 12HX10W, VERY FRAGRANT, DOUBLE PINK FLOWERS, VERY HARDY. ZONE: 4-8
- 'PAUL THIRION'**: 12HX8W, PINKISH PURPLE FLOWERS. ZONE: 3-7
- 'PRESIDENT GREVY'**: 10HX8W, VERY FRAGRANT, DOUBLE VIOLET-BLUE FLOWERS. ZONE: 3-7
- 'PRIMROSE'**: 12HX12W, LIGHTLY FRAGRANT, SINGLE, CREAMY YELLOW FLOWERS. ZONE: 4-7
- 'SENSATION'**: 10HX8W, LIGHTLY FRAGRANT, SINGLE, PURPLE FLORETS EDGED IN WHITE. ZONE: 3-7
- 'YANKEE DOODL'**: 10HX6W, DEEP PURPLE FLOWERS. ZONE: 2-8

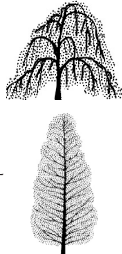
#3	24"	3'	3.5'	4'	6'
\$42	\$59	\$89	\$109	\$139	\$219

**TAXODIUM DISTICHUM (BALD CYPRESS)**

DECIDUOUS CONIFER (LOOSES ITS NEEDLES IN WINTER). YELLOW-GREEN FOLIAGE IS SOFT AND FEATHERY, TURNS AN ORANGE-CINNAMON BROWN BEFORE DROPPING. GROWS WELL IN A VARIETY OF SOIL CONDITIONS.

**VARIETIES:**

- 'CASCADE FALLS'** (WEeping BALD CYPRESS): 20HX8W, GRAFTED FORM WITH WEeping BRANCHES. DOES NOT PRODUCE ANY VIABLE SEEDS. ZONE: 4-10
- **'MICKELSON'** (SHAWNEE BRAVE BALD CYPRESS): 75HX20W, UPRIGHT PYRAMIDAL FORM. ZONE: 4-9



5'
\$165

**TAXUS BACCATA 'REPANDENS' (WEeping ENGLISH YEW) - 4HX10W**

LOW GROWING, ARCHING BRANCHES DROOP AT THEIR TIPS. SPREADING HABIT MAKES IT IDEAL AS A MEDIUM-SIZED GROUND COVER. LIGHT GREEN FOLIAGE MATURES DARK GREEN. THE FERNY LEAVES REMAIN DARK GREEN THROUGH THE WINTER. RED FRUIT FORM IN FALL. ZONE: -8

15-18"
\$49



### TAXUS CUSPIDATA 'CAPITATA' (CAPITATA UPRIGHT YEW) - 15Hx8W

BRIGHT GREEN PYRAMIDAL CONIFER IS HIGHLY VERSATILE. FINE TEXTURED FOLIAGE BEARS A SOFT APPEARANCE. ATTRACTIVE EXFOLIATING REDDISH BARK. EXCELLENT STAND ALONE SPECIMEN OR IN SCREEN, WINDBREAK OR BACKGROUND. TOLERATES SHADE. NON-FLOWERING. **ZONE: 4-7**

24-30"	30-36"
\$75	\$95

### TAXUS MEDIA (YEW)

VERSATILE EVERGREEN SHRUB WITH DARK GREEN FOLIAGE. NEW NEEDLES EMERGE BRIGHT GREEN. TOLERANT TO SHADE AND HEAVY PRUNING. PRODUCE SCARLET BERRY-LIKE CONES

#### VARIETIES:

-**'DENSIFORMIS' (SPREADING YEW): 4Hx5W**, DENSE, LOW, SPREADING SHRUB CREATES AN EXCELLENT BASIC FOUNDATION PLANTING FOR HEDGE, SCREEN OR BORDER. **ZONE: 4-7**

-**'HICKSI' (HICKS UPRIGHT YEW): 10Hx4W**, EXCELLENT FOR TALL HEDGES. LONG, UPRIGHT GROWING BRANCHES FORM A NARROW, COLUMNAR HABIT. **ZONE: 4-7**

-**'NIGRA' (DARK GREEN SPREADING YEW): 4Hx6W**, UPRIGHT, WIDE-SPREADING HABIT. A BEAUTIFUL GARDEN OR MASSING SHRUB. **ZONE: 4-8**

15-18"	18-24"
\$45	\$59

### TUJA OCCIDENTALIS 'BOBOZAM' (MR.BOWLING BALL GLOBE ARBORVITAE) - 2Hx2W

(N) DWARF, ROUNDED, EVERGREEN SHRUB WITH DENSE FOLIAGE. LACY, RICH GREEN FOLIAGE WITH EXCELLENT YEAR-ROUND COLOR RETENTION. USEFUL AS A LOW HEDGE OR IN FOUNDATION PLANTINGS. ESPECIALLY USEFUL IN AREAS WHERE SPACE IS LIMITED. **ZONE: 3-7**

#2	#3
\$32.50	\$45

### TUJA OCCIDENTALIS 'FIRE CHIEF' (FIRE CHIEF GLOBE ARBORVITAE) - 2Hx2W

(N) NEARLY PERFECT GLOBE-SHAPED DWARF SHRUB WITH FINE, BRIGHT GOLD SPRING FOLIAGE AND FANTASTIC DEEP RED FALL COLOR. THIS VARIATION OF THE POPULAR 'RHEINGOLD' HAS DEEPER COLOR AND IS LESS PRONE TO SPLITTING. A SLOW GROWING, LOW MAINTENANCE EVERGREEN PERFECT FOR A FOUNDATION PLANT OR AS A ROCK GARDEN SPECIMEN. **ZONE: 4-7**

#2	#3
\$36.50	\$45

### TUJA OCCIDENTALIS 'GLOBOSA AUREA' (GOLDEN GLOBE ARBORVITAE) - 4Hx4W

(N) SLOW GROWING, GLOBE-SHAPED SHRUB ARBORVITAE WITH LOOSE BRANCHING FILLED WITH GOLDEN-YELLOW FOLIAGE (SIMILAR TO 'WOODWARDII'). WORKS WELL AS LOW HEDGE OR FOUNDATION PLANT. **ZONE: 4-7**

#3
\$45

### TUJA OCCIDENTALIS 'LITTLE GIANT' (LITTLE GIANT GLOBE ARBORVITAE) - 4Hx4W

(N) THIS SMALL, GLOBE-SHAPED EVERGREEN SHRUB IS VERY VERSATILE. NOTED FOR HOLDING ITS COLOR WELL THROUGH THE WINTER MONTHS. THE RICH GREEN FOLIAGE AND SMALL FORM MAKE THIS A WONDERFUL FOUNDATION PLANT, SPECIMEN OR HEDGE. **ZONE: 3-8**

#3
\$45

### TUJA OCCIDENTALIS 'NIGRA' (DARK AMERICAN ARBORVITAE) - 25Hx10W

(N) DENSE EVERGREEN WITH DARK GREEN FOLIAGE DEVELOPING A LOOSE PYRAMIDAL HABIT. TOLERATES DRY ALKALINE SOIL. EXCELLENT FOR SCREENING. **ZONE: 3-7**

4'	5'	6'	7'	8'
\$89	\$129	\$179	\$239	\$299



**TUJA OCCIDENTALIS 'SMARAGD' (EMERALD GREEN ARBORVITAE) - 15HX4W**  
 (N) NATURALLY TIGHT, PYRAMIDAL, EVERGREEN. WORKS WELL AS A HEDGE OR AS A PUNCTUATION MARK. RETAINS BRIGHT EMERALD GREEN COLOR THROUGHOUT THE YEAR. HAS AN ATTRACTIVE PATTERN TO ITS BRANCHES. **ZONE: 2-7**

#5	5'	6'	7'	8'
\$69	\$129	\$179	\$239	\$299



**TUJA OCCIDENTALIS 'SNOWTIP' (SNOWTIP ARBORVITAE) - 35HX8W**  
 (N) A CONICAL EVERGREEN SHRUB THAT DISPLAYS DARK GREEN FOLIAGE WITH WHITE VARIATION. MAKES A DRAMATIC ACCENT FOR BORDERS AND GARDENS IN HOME LANDSCAPES. HARDY AND ADAPTABLE. TAKES PRUNING WELL. **ZONE: 3-9**

7'	8'
\$229	\$259

**TUJA OCCIDENTALIS 'TECHNY' (EASTERN WHITE CEDAR) - 15HX10W**  
 (N) DWARF VARIETY. DENSE, CONIAL SHAPE WITH A BROAD BASE. CANOPY IS MADE UP OF RICH GREEN FLAT FOLIAGE THAT GROW IN FAN SHAPED CLUSTERS. UNLIKELY TO YELLOW IN WINTER. ITS RED-BROWN BARK EXFOLIATES AS THE TREE MATURES. **ZONE: 2-8**

4'
\$99

**TUJA OCCIDENTALIS 'WOODWARDII' (WOODWARD GLOBE ARBORVITAE) - 8HX12W**  
 (N) DARK GREEN FOLIAGE. RETAINS GLOBULAR SHAPE WITHOUT PRUNING. TOLERANT OF DROUGHT AND LOW HUMIDITY. ADAPTABLE SPECIMEN FOR HEDGE OR BORDER PLANTINGS. SLOW GROWER. **ZONE: 3-7**

#3	18"	24"
\$39	\$49	\$59

**TUJA X PLICATA 'JUNIOR GIANT' (JUNIOR GIANT ARBORBITAE) - 20HX10W**  
 (N) SMALLER VERSION OF GREEN GIANT ARBORVITAE. NATURAL CONICAL FORM WITH DEEP GREEN FOLIAGE TH BRONZES IN WINTER. DEER RESISTANT. **ZONE: 5-8**

#7
\$99



**TUJA PLICATA X STANDISH 'GREEN GIANT' (GREEN GIANT ARBORVITAE) - 50HX15W**  
 LARGE, FAST-GROWING EVERGREEN. ITS NATURAL PYRAMIDAL TO CONICAL FORM BOASTS DENSE, RICH GREEN FOLIAGE THAT DARKENS/BRONZES SLIGHTLY IN WINTER. DEER RESISTANT. **ZONE: 5-8**

#5	#7	4'	5'	6'	6'HVY	7'	7'HVY	8'HVY
\$69	\$95	\$119	\$159	\$189	\$209	\$239	299	\$369



**TILIA CORDATA 'BAILEY' (SHAMROCK LITTLE LEAF LINDEN) - 45HX30W**  
 SIMILAR TO GREENSPIRE LINDEN, BUT HAS STOUTER BRANCHING AND A MORE OPEN CANOPY. EXCELLENT CHOICE FOR HOME LANDSCAPES. UNIFORM BRANCHING WITH LARGER FOLIAGE FOR A LINDEN. CREAMY WHITE FLOWERS IN SPRING. DARK GREEN LEAVES IN SUMMER TURN YELLOW IN FALL. **ZONE: 3-7**



**TILIA CORDATA 'GREENSPIRE' (GREENSPIRE LITTLE LEAF LINDEN) - 45HX35W**  
 IS A MAGNIFICENT SHADE TREE WITH A STRONG, SPIRE SHAPE AND FRAGRANT YELLOW FLOWERS EARLY SUMMER. IT IS VERY TIDY AND LOW MAINTENANCE. DARK GREEN, HEART-SHAPED, FOLIAGE, TURNS AN OUTSTANDING GOLD IN FALL. **ZONE: 3-7**

1.5"	1.75"	2"	2.5"
\$199	\$249	\$299	\$349



**TILIA X MONGOLICA 'HARVEST GOLD' (HARVEST GOLD LINDEN) - 40HX30W**  
 ALL AROUND HARDY TREE FOR STREET OR YARD USE. EXCELLENT DISEASE RESISTANCE  
 AND ADAPTABLE TO MANY SOIL TYPES. STRIKING GOLD FALL COLOR. **ZONE: 2-7**

1.5"

\$199



**TSUGA CANADENSIS (CANADIAN HEMLOCK) - 70HX30W**


(N) DENSE, PYRAMIDAL EVERGREEN. FLAT SPRAYS OF LACY FOLIAGE GIVE A GRACEFUL  
 FORM. SHORT NEEDLES ARE DARK GREEN ALL YEAR ROUND. PRODUCES SMALL TAN-  
 BROWN SEED BEARING CONES. LOWER BRANCHES DROOP DOWNWARDS. TOLERANT  
 OF HEAVY SHADE. NO PART OF THIS HEMLOCK IS POISONOUS. **ZONE: 3-7**



4'	5'	6'	7'
\$159	\$189	\$229	\$299

**ULMUS JAPONICA X WIL 'MORTON' (ACCOLADE ELM) - 60HX40W**

VIGOROUS GROWTH, GLOSSY DARK GREEN LEAVES TURN YELLOW IN FALL. SMALL  
 GREEN FLOWERS BLOOM IN SPRING AND YIELD SINGLE SEEDED SAMARAS. RESISTANCE  
 TO DUTCH ELM DISEASE, ELM LEAF MINER, AND ELM LEAF BEETLE. **ZONE: 5-8**



1.75"	2"	2.5"
\$249	\$299	\$349

**VIBURNUM 'BURKWOODII' (BURKWOOD VIBURNUM) - 10HX7W**

DENSELY-BRANCHED, MULTI-STEMMED SHRUB. FEATURES FRAGRANT WHITE FLOWERS ARRANGED  
 IN FLAT-TOPPED CYMES (2-4" WIDE) IN APRIL. FLOWERS ARE FOLLOWED BY PENDULOUS CLUSTERS  
 OF RED BERRY-LIKE DRUPES WHICH RIPEN BLACK. **ZONE: 5-8**

#3	#5
\$45	\$65

**VIBURNUM CARLESII (KOREAN SPICE VIBURNUM) - 8HX6W**

DECIDUOUS SHRUB WITH TOOTHED, DARK GREEN LEAVES BEARS PINK BUDS IN LATE SPRING  
 THAT OPEN TO WHITE-PINK FLOWERS BORNE IN DOMED CLUSTERS. THE INTOXICATING  
 FRAGRANCE RESEMBLES SPICE CAKE. HAS ATTRACTIVE RED FOLIAGE AND BERRIES IN FALL.

**VARIETIES:**

-**'CAYUGA': 5HX7W**, CROSS BETWEEN 'CARLESII' AND 'CARLCEPHALUM'. SWEETLY FRAGRANT, WAXY  
 WHITE FLOWERS. **ZONE: 4-8**

-**'SPICE BABY': 4HX5W**, STRONGER GROWTH HABIT THAN OTHER DWARF VARIETIES. **ZONE: 4-8**

-**'SPICE GIRL': 7HX7W**, SWEET, PINK, MID SPRING BLOOMS. BRIGHT-RED FALL FOLIAGE. **ZONE: 4-8**

#3	#5
\$45	\$65

**VIBURNUM DENTATUM (ARROWWOOD VIBURNUM)**

(N) UPRIGHT, ROUNDED, MULTI-STEMMED SHRUB. PRODUCES NON-FRAGRANT, FLAT CLUSTERS  
 OF WHITE FLOWERS, YIELD BLUE-BLACK BERRY-LIKE DRUPES. EXTREMELY WINTER HARDY.  
 EXCELLENT SHRUB FOR BOARDERS, HEDGES, AND SCREENS. **ZONE: 3-8**

**VARIETIES:**

-**'ARROWWOOD': 8HX8W**, CREAMY WHITE FLOWERS BLOOM LATE SPRING, YELLOW & REDDISH-  
 PURPLE FALL FOLIAGE COLOR.

-**'BLUE MUFFIN': 7HX6W**, CLEAN WHITE FLOWERS BLOOM EARLY SUMMER. FALL FOLIAGE ARE  
 SHADES OF ORANGE, BURGUNDY, AND PURPLE.

-**'CHICAGO LUSTRE': 12HX10W**, CLUSTERS OF WHITE FLOWERS, BURGUNDY FALL FOLIAGE.

#3	#5
\$42	\$59

**VIBURNUM DILATATUM 'CARDINAL CANDY' (CARDINAL CANDY VIBURNUM) - 8HX8W**

IMPROVED HARDINESS COMPARED TO OTHER LINDEN VIBURNUM VARIETIES. CREAMY WHITE FLOWERS IN SPRING. WELL-BRANCHED HABIT FITS NICELY INTO THE LANDSCAPE. IMPRESSIVE BRIGHT RED BERRIES, NOT EDIBLE BY HUMANS. SET FRUIT WITHOUT A POLLINATOR, PLANTING NEAR 'TANDOORI ORANGE' VIBURNUM RESULTS IN ABUNDANT FRUIT ON BOTH. **ZONE: 4-7**

#3	#5
\$42	\$59

**VIBURNUM 'EMERALD TRIUMPH' STD (EMERALD TRIUMPH VIBURNUM) – 6HX5W**

WHITE FLOWER CLUSTERS IN SPRING PRODUCE RED BERRIES THAT TURN BLACK BY FALL. FOLIAGE IS A GLOSSY DARK GREEN COLOR WHICH TURNS BRONZE TO DARK RED IN FALL. NO SERIOUS INSECT PROBLEMS. EXCELLENT DISEASE RESISTANCE. **ZONE: 4-7**

24" HEAD	36" HEAD	42" HEAD
\$219	\$249	\$349

**VIBURNUM PLICATUM TOMENTOSUM**

DENSE, UPRIGHT MULTI-STEM SHRUB WITH DARK GREEN LEAVES TURN BURGUDY RED-PURPLE IN THE FALL. SHOWY FLOWERS YIELD EGG-SHAPED FRUITS WHEN FERTILIZED. DROUGHT TOLERANT, HOWEVER, GROWS BEST IN WELL-DRAINED MEDIUM MOISTURE SOILS WITH FULL TO PARTIAL SUN. GOOD SINGLE SPECIMEN OR IN GROUPS AS BORDERS, HEDGES, OR FOUNDATIONS

**VARIETIES:**

**-MARISII: 12HX15W,** TIERED HORIZONTAL BRANCHES, LARGE WHITE FLOWER CLUSTERS AND RED FALL FRUIT. **ZONE: 5-8**

**-ROSEUM: 12HX14W,** WHITE FLOWERS MID SPRING FADE TO LIGHT ROSE COLOR. **ZONE: 5-8**

**-SHASTA: 6HX10W,** LARGE WHITE FLOWER CLUSTERS, PLUM FALL FOLIAGE, SHOWY SCARLET FRUIT. **ZONE: 5-8**

**-SUMMER SNOWFLAKE: 6HX8W,** LARGE FLAT FLOWER CLUSTERS, RED FALL FRUIT. **ZONE: 5-8**

#3	#5
\$42	\$59

**VIBURNUM TRI. BAILEY'S COMPACTUM (COMPACT AMERICAN VIBURNUM) - 6HX6W**

AN EXCELLENT COMPACT, ROUNDED FORM OF AMERICAN CRANBERRY. BEAUTIFUL GREEN LOBED FOLIAGE TURNS A DEEP RED IN FALL. FLOWERS AND FRUIT ARE TYPICAL OF THE SPECIES BUT ARE SPARSE AND NOT THE FOCAL POINT. **ZONE: 3-8**

#3
\$42

**VIBURNUM X CARLCEPHALUM (FRAGRANT SNOWBALL) - 10HX10W**

LARGE ROUNDED SHRUB WITH DARK GREEN LEAVES THAT TURN REDDISH-PURPLE IN FALL. PRODUCES FRAGRANT PINKY WHITE FLOWERS FOLLOWED BY CLUSTERS OF DARK RED BERRIES. REQUIRES LITTLE MAINTENANCE AND ATTRACTS BUTTERFLIES AND HUMMINGBIRDS. **ZONE: 5-8**

**VIBURNUM X RHYTID. 'ALLEGHANY' (ALLEGHANY VIBURNUM) - 9HX9W**

CREAMY WHITE FLOWERS IN SPRING YIELD BERRIES IN EARLY FALL. BERRIES FIRST APPEAR BRIGHT RED AND MATURE TO GLOSSY BLACK. LEATHERY, WRINKLED DARK GREEN LEAVES. **ZONE: 5-8**

**VIBURNUM X RHYTID. 'RED BALLOON' (RED BALLOON VIBURNUM) - 6HX6W**

IN SPRING, LARGE, LACY WHITE FLOWER CLUSTERS COVER THE PLANT, FOLLOWED BY GREEN FRUIT WHICH TURN BRILLIANT RED IN THE LATE SUMMER. THICK, LEATHERY FOLIAGE. WILL DEVELOP SOME BERRIES WITHOUT ANOTHER VARIETY AS A POLLINATOR, BUT WILL HAVE MORE FRUIT IF PLANTED AROUND VARIETIES: 'MOHICAN' OR 'ALLEGHANY'. **ZONE: 4-8**

#3	#5
\$42	\$59

## **WEIGELA FLORIDA**

GRACEFULLY ARCHING BRANCHES STUDED WITH PINK TUBULAR FLOWERS. COMES IN DWARF, MEDIUM, OR TALL CULTIVARS FOR THE FRONT, MIDDLE, OR BACK OF A BORDER.

### **VARIETIES:**

-**'CZECHMARK SUNNY SIDE UP'**: 4.5HX4.5W, HEAVY BLOOMS OF WHITE FLOWERS WITH YELLOW CENTER SPOT. **ZONE: 4-8**

-**'CZECHMARK TRILOGY'**: 3HX3W, LATE SPRING BLOOM OF 3 COLORS AT ONCE - WHITE, PINK AND RED. **ZONE: 4-8**

-**'CZECHMARK TWOPINK'**: 3.5HX3.5W, INCREDIBLE PINK ABUNDANT FLOWERS. **ZONE: 4-8**

-**'FINE WINE'**: 4HX4W, RICH, DARK FOLIAGE WITH DEEP PINK SPRING FLOWERS. **ZONE: 4-8**

-**'MAROON SWOON'**: 5HX5W, BOLD RED FLOWERS, DEEP GREEN FOLIAGE. **ZONE: 4-9**

-**'MINUET'**: 3HX5W, ROSY-PINK BLOOMS ON PURPLE TINGED FOLIAGE. **ZONE: 4-8**

-**'MY MONET'**: 1HX2W, DWARF VARIETY, PINK FLOWERS, GREEN AND WHITE VARIEGATED LEAVES. **ZONE: 4-6**

-**'MY MONET PURPLE EFFECT'**: 2.5HX2.5W, VARIEGATED LEAVES HAVE PURPLE, CREAM AND GREEN TONES. **ZONE: 4-6**

-**'MY MONET SUNSET'**: 1.5HX1.5W, YELLOW-GREEN VARIATION TURNS RED IN FALL, PINK FLOWER. **ZONE: 5-8**

-**'SONIC BLOOM'**: 4HX5W, RE-BLOOMING WEIGELA. **ZONE: 4-8**

-**PINK**; HOT PINK BUDS OPEN TO PINK FLOWERS.

-**PEARL**; WHITE FLOWERS CHANGE TO PINK.

-**RED**; LIPSTICK RED FLOWERS.

-**'SPILLED WINE'**: 1.5HX3W, DARK RED WAVY LEAVES & HOT PINK-MAGENTA FLOWERS. **ZONE: 4-8**

-**'VARIEGATED'**: 5HX5W, GREEN LEAVES WITH YELLOW-CREAM BOARDERS, DEEP PINK FLOWERS. **ZONE: 5-9**

-**'VERY FINE WINE'**: 3HX3W, DARK PURPLE-BLACK LEAVES, PINK FLOWERS. **ZONE: 4-8**

-**'WINE & ROSES'**: 4HX4W, ROSY PINK FLOWERS WITH DARK GLOSSY FOLIAGE. **ZONE: 4-8**

#2	#3
\$32.50	\$39.50

## **WEIGELA X CRIMSON KISSES (CRIMSON KISSES WEIGELA) - 4HX4W**

STUNNING BOLD RED FLOWERS THAT RE-BLOOM THROUGHOUT THE GROWING SEASON. COMPACT, DENSE SHRUB FORM. **ZONE: 4-9**

## **WEIGELA X ELECTRIC LOVE (ELECTRIC LOVE WEIGELA) - 2HX3W**

VIBRANT RED BELL FLOWERS MIXED THROUGHOUT COMPACT DARK GREEN-RED FOLIAGE. **ZONE: 4-10**

#2	#3
\$32.50	\$39.50

## **YUCCA FILAMENTOSA 'COLOR GUARD' (COLOR GUARD YUCCA) - 4HX4W**

EVERGREEN SHRUB. SLIGHTLY ARCHING, SWORD-SHAPED, STRIPED FOLIAGE OF CREAMY-WHITE AND DARK GREEN. SHOWY SPIRES OF FRAGRANT SNOW WHITE BLOOMS IN SUMMER. TOLERANT OF WIND, HEAT, HUMIDITY, AND DROUGHT. **ZONE: 4-10**

#2	#3
\$32.50	\$42

# FRUITING TREES, SHRUBS AND VINES

## MALUS (APPLES):

APPLES ARE GENERALLY **NOT** SELF-FERTILE. TWO VARIETIES WITH SIMILAR BLOOM TIMES SHOULD BE PLANTED NO MORE THAN 50 FT AWAY FOR CROSS-POLLINATION.

### VARIETIES:

- BEACON:** EARLY SEASON BLOOM; BRIGHT RED FRUIT. **ZONE: 3-6**
- CORTLAND:** MID-SEASON BLOOM; BRIGHT RED FRUIT. **ZONE: 4-6**
- EMPIRE:** MID-SEASON BLOOM; STRIPED TO SOLID RED FRUIT. **ZONE: 4-7**
- FIRESIDE:** MID TO LATE SEASON BLOOM; LG RED STRIPED FRUIT. **ZONE: 3-8**
- FREEDOM:** MID TO LATE SEASON BLOOM; DEEP RED FRUIT. **ZONE: 4-8**
- FROSTBITE:** MID TO LATE SEASON BLOOM; EXTREMELY SWEET, SMALL RED FRUIT. **ZONE: 3-7**
- FUJI:** LATE SEASON BLOOM; YELLOW-GREEN WITH RED HIGHLIGHTS TO MOSTLY RED. **ZONE: 4-8**
- GOLDEN/YELLOW DELICIOUS:** LATE SEASON BLOOM; BRIGHT, GOLDEN, CRISP, JUICY. **ZONE: 4-9**
- GRANNY SMITH:** LATE SEASON BLOOM; SHINY, GRASS-GREEN FRUIT. **ZONE: 5-9**
- GRAVENSTEIN:** EARLY SEASON BLOOM; YELLOW-GREEN FRUIT STREAKED WITH RED. **ZONE: 2-9**
- HAT TRICK:** EARLY TO MID-SEASON BLOOM; 3-IN-1 - HONEYCRISP, SWEET 16, ZESTAR. **ZONE: 4-7**
- HONEYCRISP:** MID-SEASON BLOOM; MOTTLED, RED OVER YELLOW FRUIT. **ZONE: 3-8**
- HONEYGOLD:** MID TO LATE-SEASON BLOOM; LG YELLOW APPLE. **ZONE: 3-7**
- JONATHAN:** MID-SEASON BLOOM; BRIGHT RED FRUIT. **ZONE: 4-8**
- KINDERKRISP:** EARLY-SEASON BLOOM; SIMILAR TO, BUT SMALLER THAN HONEYCRISP. **ZONE: 3-7**
- LIBERTY:** MID-SEASON BLOOM; YELLOW WITH RED OVERTONES. **ZONE: 5-8**
- MACOUN:** MID-SEASON BLOOM; RED-STRIPED FRUIT. **ZONE: 3-10**
- MCINTOSH:** MID-SEASON BLOOM; BRIGHT RED FRUIT. **ZONE: 4-8**
- RED BARON:** MID-SEASON BLOOM; MEDIUM SIZED RED-YELLOW FRUIT. **ZONE: 4-6**
- RED DELICIOUS:** LATE SEASON BLOOM; STRIPED TO SOLID RED FRUIT. **ZONE: 5-8**
- RED PRAIRIE SPY:** MID-SEASON BLOOM; RED OVER YELLOW FRUIT. **ZONE: 4-8**
- ROYAL GALA:** EARLY SEASON BLOOM; FRUIT IS SHADES OF RED. **ZONE: 5-8**
- STATE FAIR:** EARLY SEASON BLOOM; MEDIUM SIZED RED-STRIPED FRUIT. **ZONE: 5-7**
- ZESTAR:** EARLY SEASON BLOOM; RED-GREEN FRUIT, CRISP WITH SWEET-TART FLAVOR. **ZONE: 4-8**

#7	#10	#15
\$62.50	\$89	\$129

## PRUNUS (PEACH)

GENERALLY SELF-FERTILE

### VARIETIES:

- BAILEY:** EARLY MAY BLOOM; YELLOW FRUIT WITH A RED BLUSH. **ZONE: 4-8**
- CONTENDER:** EARLY MAY BLOOM; SWEET YELLOW FLESH. **ZONE: 4-8**
- POLLY:** MID-SPRING BLOOM; WHITE SKIN WITH RED BLUSH. **ZONE: 5-9**
- RED HAVEN:** LATE SEASON BLOOM, RED FRUIT OVER A YELLOW BACKGROUND. **ZONE: 5-8**
- RELiance:** MID-SEASON BLOOM, YELLOW FRUIT WITH DULL RED BLUSH. **ZONE: 4-8**

#7	#10	#15
\$62.50	\$89	\$129

# Apple Tree Cross Pollination Chart


		Pollinated	Early Season													Mid-Season Flowering										Late Season		
			Beacon	Gravenstein (2)*	KinderKrisp	Zestar	Hat Trick**	Cortland	Empire	Fireside	Freedom	Frostbite	Honeycrisp	Jonathan	Liberty (2)*	Macoun	McIntosh	Red Baron	Red Prairie Spy	Royal Gala	State Fair	Honeygold	Fuji	Golden Delicious	Granny Smith	Red Delicious		
Source		Beacon	Gravenstein (2)*	KinderKrisp	Zestar	Hat Trick**	Cortland	Empire	Fireside	Freedom	Frostbite	Honeycrisp	Jonathan	Liberty (2)*	Macoun	McIntosh	Red Baron	Red Prairie Spy	Royal Gala	State Fair	Honeygold	Fuji	Golden Delicious	Granny Smith	Red Delicious			
Early Season	Beacon																											
	Gravenstein*																											
	KinderKrisp																											
	Zestar	X	X			X	X			X		X		X	X								X	X				
Mid-Season Flowering	**Hat Trick	X	X	X	X	X	X	X	X	X	X	X	X	X	X	X	X	X	X	X	X	X	X	X	X			
	Cortland	X			X		O	X		X	X	X	X	X	X	X	X	X	X	X		X	X	X	X			
	Empire	X					X	O		X	X	X	X			X	X	X				X	X	X	X			
	Fireside																											
	Freedom																											
	Frostbite									X	X	X	X					X	X	X			X	X	X			
	Honeycrisp	X		X	X		X	X	X	X				X	X	X		X	X	X		X	X	X	X			
	Jonathan	X					X	X	X	X	X	X	O	X	X	X		X	X	X		X	X	X	X			
	Liberty*													X	X													
	Macoun	X		X	X	X	X			X	X	X	X	X		X			X	X			X	X	X			
	McIntosh	X		X	X	X	X	X		X	X	X	X				X		X			X	X	X	X			
	Red Baron																											
	Red Prairie Spy																											
	Royal Gala	X					X	X	X											O				X	X			
	State Fair																											
Honeygold																												
Late Season	Fuji	X				X	X	X	X	X	X	X	X	X	X	X	X	X	X				X	X	X			
	Golden Delicious			X	X	X	X	X	X	X	X	X	X	X	X	X	X	X	X			X	O	X	X			
	Granny Smith	X		X	X	X	X	X	X	X	X	X	X	X	X	X	X	X	X	X			X	X	X			
	Red Delicious	X				X	X	X	X	X	X	X	X	X	X	X	X	X	X			X	X	X				
White Crabapple	X	X	X	X	X	X	X	X	X	X	X	X	X	X	X	X	X	X	X	X	X	X	X	X	X			

Table Key	X	- Very compatible, should cross pollinate
		- Can cross pollinate, for best results, choose similar bloom time
	O	- Partially self-fertile but will have better production with cross
		- Not compatible, will not cross pollinate
	*	Triploid variety - requires 2 different pollinators
**	3 cross-pollinating varieties on one tree	



**PRUNUS (PLUM):**


MOST PLUMS REQUIRE A CROSS-POLLINATOR IN ORDER TO BEAR FRUIT. HOWEVER, EVEN SELF-FERTILE PLUM BENEFITS FROM A CROSS POLLINATOR. SHOULD BE PLANTED NO MORE THAN 75 FT APART.

**VARIETIES:**

- ITALIAN: EARLY MAY BLOOM, SWEET, MEDIUM SIZED DARK PURPLE FRUIT; SELF-FERTILE. **ZONE: 4-9**
- MOUNT ROYAL: EARLY MAY BLOOM, FREESTONE, BLUE, EUROPEAN PLUM; SELF-FERTILE. **ZONE: 4-7**
- PIPESTONE: LATE APRIL BLOOM; CLINGSTONE; RED FRUIT WITH GOLDEN BLUSH. **ZONE: 3-8**
- SANTA ROSA: LATE APRIL BLOOM; DARK CRIMSON FRUIT; SELF-FERTILE. **ZONE: 5-9**
- STANLEY: LATE APRIL BLOOM, SEMI-FREESTONE, BLUE EUROPEAN PLUM, SELF-FERTILE. **ZONE: 5-7**
- SUPERIOR: LATE APRIL BLOOM, CLINGSTONE, LARGE, DARK-RED FRUIT, NEEDS POLLINATOR. **ZONE: 4-8**
- TOKA: LATE APRIL BLOOM, CLINGSTONE, MEDIUM SIZED, APRICOT COLORED FRUIT. **ZONE: 4-8**

#7	#10	#15
\$62.50	\$89	\$129

**Plum Cross Pollination Chart**

 Source Pollinated	Italian *	Mount Royal *	Stanley *	Pipestone **	Santa Rosa **	Superior **	Toka **
	* Italian	o					
* Mount Royal		o					
* Stanley			o				
** Pipestone				x	x	x	
** Santa Rosa					o		
** Superior				x		x	x
** Toka					x	x	x

Key	x	Very compatible, will cross pollinate
	o	Self fertile, better production with cross pollination
	■	Not compatible, will not cross pollinate
	□	Potential to cross pollinate, Require similar bloom time
	*	European varieties, only crosses with other European
	**	Japanese varieties, only crosses with other Japanese

**PRUNUS (CHERRY):**


MOST ARE SELF-FERTILE, FRUIT PRODUCTION WILL BE GREATER WITH CROSS POLLINATOR. PLANT TREES NO MORE THAN 20 FT APART.

**VARIETIES:**

- BING: EARLY MAY BLOOM, DARK RED TO PURPLE FRUIT, SWEET; NEEDS POLLINATOR. **ZONE: 5-8**
- BLACK TARTARIAN: EARLY MAY BLOOM, PURPLISH-BLACK FRUIT, SWEET; NEEDS POLLINATOR. **ZONE: 5-8**
- CARMINE JEWEL: DWARF, PINK AND WHITE FLOWERS, TART/SWEET RED CHERRIES. **ZONE: 2-7**
- JULIET: DWARF, WHITE FLOWERS, DEEP RED SWEET CHERRIES. **ZONE: 2-7**
- MESABI: EARLY MAY BLOOM, RED FRUIT, NATURAL CROSS OF SWEET & SOUR. **ZONE: 4-8**
- METEOR: EARLY MAY BLOOM, BRIGHT RED FRUIT, SOUR. **ZONE: 4-8**
- MONTMORENCY: EARLY MAY BLOOM; BRIGHT RED FRUIT, SOUR. **ZONE: 4-7**
- NORTH STAR: EARLY MAY BLOOM; RED FRUIT, SOUR. **ZONE: 4-8**
- RAINIER: EARLY MAY BLOOM, YELLOW FRUIT WITH RED BLUSH, SWEET; NEEDS POLLINATOR. **ZONE: 5-8**
- STELLA: EARLY MAY BLOOM, DARK RED TO BLACK FRUIT, SWEET. **ZONE: 5-9**

#7	#10	#15
\$62.50	\$89	\$129

## Cherry Tree Cross Pollination Chart

 Pollinated		Source		Sweet Taste					Sour Taste			Sweet & Sour		Other cross-pollination Varieties
				Bing	Black Tartarian	Juliet	Rainier	Stella	Meteor	Montmorency	North Star	Carmine Jewel	Mesabi	
Sweet Taste	Bing		x		x	x		x	x					Brooks, Regina, Sam, Tulare, Van
	Black Tartarian	x				x		x	x					Brooks, Regina, Sweetheart, Tulare, Van
	Juliet			o										
	Rainier	x	x			x		x	x					Lambert, Sam, Van
Sour Taste	Stella	x	x		x	o		x	x					Regina, Sam, Sweetheart, Tulare, Van
	Meteor							o						
	Montmorency						x		o	x				Brooks, Regina, Sam, Sweetheart, Tulare, Van
	North Star						x		x	o				Sweetheart
Sweet & Sour	Carmine Jewel											o		
	Mesabi												o	

Key	x	Very compatible, will cross pollinate
	o	Self fertile, better production with cross pollinations
		Not compatible, will not cross pollinate
		Potential to cross pollinate, choose similar bloom time

### PYRUS (PEAR):


MOST PEARS REQUIRE A SECOND POLLINATOR WHICH SHOULD BE PLANTED WITHIN 40-60 FEET.

#### VARIETIES:

- **BARTLETT:** EARLY SEASON BLOOM, GOLDEN RED FRUIT WITH BROWNISH-RED BLUSH. **ZONE: 5-7**
- **BOSC:** EARLY SEASON BLOOM, BROWN TO YELLOW BROWN SKIN. **ZONE: 4-9**
- **COMICE:** MID-SEASON BLOOM, GREEN AND YELLOW SKIN WITH RED BLUSH. **ZONE: 5-11**
- **D'ANJOU:** EARLY SEASON BLOOM, LIGHT GREEN FRUIT WITH RED BLUSH. **ZONE: 5-9**
- **LUSCIOUS:** EARLY MAY BLOOM, YELLOWISH-GREEN FRUIT WITH RED BLUSH. **ZONE: 4-7**
- **SECKEL:** EARLY MAY BLOOM; SMALL RUSSET COLORED FRUITS. **ZONE: 5-8**
- **SUMMER CRISP:** EARLY MAY BLOOM, GREEN FRUIT WITH A RED BLUSH. **ZONE: 4-8**

#7	#10	#15
\$62.50	\$89	\$129

## Pear Tree Cross Pollination Chart

 Pollinated		Source		Bartlett	Bosc	Comice	D'anjou	Luscious **	Mountain Frost	Seckel	Summer Crisp
				Bartlett	Bosc	Comice	D'anjou	Luscious **	Mountain Frost	Seckel	Summer Crisp
Bartlett	o	x	x	x						x	
Bosc	x		x	x						x	
Comice	x	x		x						x	
D'anjou	x	x	x							x	
** Luscious	x	x	x	x							
Mountain Frost											
Seckel		x	x							o	x
Summer Crisp	x	x	x	x						x	

Key	x	Very compatible, will cross pollinate
	o	Self fertile, better production with cross pollination
		Not compatible, will not cross pollinate
		Potential to cross pollinate, choose similar bloom time
		Produces little to no fruit, infertile
**		Tripliod variety, requires 2 different pollinators

## RUBUS IDAEUS (RASPBERRY)

PRUNE OUT FRUITING CANES IN SUMMER IMMEDIATELY AFTER FRUITING AND ANY NON-FRUITING CANES THAT EXHIBIT WEAKNESS OR DISEASE. IN LATE WINTER, REMOVE ANY DAMAGED CANES AND THIN REMAINING, AS NEEDED. PRUNING IS ESSENTIAL IN ORDER TO KEEP PLANTS WELL-MAINTAINED. IT IS GENERALLY. RASPBERRY ROOTS ARE PERENNIAL BUT THE LEAF AND FRUIT BEARING CANES ARE BIENNIAL (EACH CANE LIVING ONLY TWO GROWING SEASONS.)

### VARIETIES:

- BOYNE: 6HX3W, SELF-FERTILE, RIPENS EARLY SEASON. ZONE: 3-7
- BRANDYWINE: 4HX3W, PURPLE, EVER-BEARING VARIETY, RIPENS MID-SEASON. ZONE: 4-8
- CAROLINE: 6HX6W, RED FRUIT, VIGOROUS PRODUCTION LATE JULY HARVEST. ZONE: 4-7
- FALL GOLD: 4HX3W, SELF-FERTILE, CANES PRODUCE LATE SUMMER/FALL THEN SPRING. ZONE: 5-8
- HERITAGE: 5-8H, LONG CANES; BEARING RED FRUIT TWICE A YEAR, HEAVIEST IN FALL. ZONE: 3-9
- JEWEL: 3HX3W, SELF-FERTILE, RIPEN LATE SPRING TO EARLY SUMMER. ZONE: 5-8
- KIWI GOLD: 2HX2W, EXTREMELY SWEET, YELLOW FRUIT IN SUMMER AND FALL. ZONE: 4-8
- LATHAM: 5HX2W, BEARS RED BERRIES IN MID SUMMER, FULL HEIGHT WITH SUPPORT. ZONE: 3-8
- LOGAN: 4HX3W, JUNE BEARING, BLACK FRUIT. ZONE: 6-9
- MEEKER: 4HX5W, JUICY RED BERRIES IN LATE SUMMER. ZONE: 5-9
- POLANA: 7HX7W, EVER-BEARING, LARGE RED FRUIT W/ EARLY & LATE HARVEST. ZONE: 3-8
- RASPBERRY SHORTCAKE: 3HX3W, THORNLESS, BEARING IN MID SUMMER, NO STAKING REQUIRED. ZONE: 5-9

#2	#3
\$32.50	\$39.50

## RUBUS ULMIFOLIUS (BLACKBERRY)

PLANTS ARE PERENNIAL BUT CANES ARE BIENNIAL. FOR ESTABLISHED SHRUBS, TIP-PRUNE NEW VEGETATIVE CANES IN SUMMER. IMMEDIATELY AFTER HARVEST, PRUNE ALL CANES THAT FRUITED, TO THE GROUND. IN EARLY SPRING, REMOVE ANY CANES DAMAGED BY WINTER AND THIN THE REMAINING CANES TO 4 OR 5 STRONG, WELL-SPACED CANES PLUS TRIM THE LATERALS THEREOF. PLANTS GENERALLY PERFORM BEST WHEN STAKED.

### VARIETIES:

- ARAPAHO: 6HX4W, THORNLESS, SELF-FRUITING, SINGLE FRUIT EARLY SUMMER. ZONE: 4-9
- BABY CAKES: 4HX4W, THORNLESS, DOUBLE HARVEST PER YEAR. ZONE: 4-8
- BLACK SATIN: 5HX4W, FULL HEIGHT WITH SUPPORT; THORNLESS, MID-SUMMER CROP. ZONE: 4-8
- CHESTER: 4HX4W, THORNLESS, SEMI-ERECT, SELF-FRUITFUL, SINGLE CROP PER YEAR. ZONE: 5-9
- NATCHEZ: 6HX4W, SELF-FRUITFUL, RIPEN EARLY SUMMER. ZONE: 5-9
- NAVAHO: 5HX5W, SELF-FRUITING, FREE STANDING, RIPEN MID SUMMER. ZONE: 5-8
- TRIPLE CROWN: 4HX4W, THORNLESS, SELF-FRUITFUL, SINGLE, MID-SUMMER CROP. ZONE: 5-9

#2	#3
\$32.50	\$39.50

## VITIS VINIFERA (GRAPES)

BEST GROWN IN DEEP, LOAMY, MEDIUM MOISTURE, WELL-DRAINED SOILS WITH FULL SUN. TOLERATES A WIDE RANGE OF SOIL CONDITIONS, BUT MUST HAVE GOOD DRAINAGE. NEEDS A LOCATION SHELTERED FROM WINTER WINDS AND REMOVED FROM FROST POCKETS (PREFERABLY A SOUTHERN FACING SLOPE). SELF-POLLINATING. GRAPES NEED A SUPPORT SYSTEM, TRAINING, REGULAR SPRAYING AND REGULAR PRUNING TO MAXIMIZE FRUIT PRODUCTION.

### VARIETIES:

- CABERNET: 10-20', LARGE CLUSTERS OF DARK RED GRAPES. ZONE: 5-12
- CANADICE: 15-20', SEEDLESS, RED, AMERICAN GRAPE RIPENING IN EARLY SEASON. ZONE: 5-8
- CONCORD: 15-20', GREENISH FLOWERS PRODUCE BLUE-BLACK SEEDED GRAPES. ZONE: 4-9
- HIMROD: 20-25', SMALL, SEEDLESS, GOLDEN YELLOW FRUIT, EARLY SEASON. ZONE: 5-8
- LAKEMONT: 10-15', SWEET, SEEDLESS, WHITE GRAPE; LATE SEASON. ZONE: 5-8
- MARS: 6-10', BLUE SEEDLESS, MID-SEASON RIPENING, GOOD DISEASE RESISTANCE. ZONE: 5-8
- PIXIE: 1.5-2', DWARF, SWEET, WHITE GRAPE, CAN BE GROWN IN CONTAINERS. ZONE: 5-10
- RELIANCE: 15-20', SWEET, RED SEEDLESS VARIETY RIPENING MID-SEASON. ZONE: 5-10

#2
\$32.50

## VACCINIUM CORYMBOSUM (BLUEBERRY)

(N) BEST GROWN IN ACIDIC (PH OF 4.8 TO 5.2), ORGANICALLY RICH, MEDIUM TO WET, WELL-DRAINED SOILS, IN FULL SUN TO PART SHADE. SHALLOW, FIBROUS ROOTS NEED CONSTANT MOISTURE AND GOOD DRAINAGE. ALTHOUGH BLUEBERRIES ARE SELF-FERTILE, CROSS-POLLINATION PRODUCES THE BEST FRUIT CROP. REMOVING FLOWERS THE FIRST TWO YEARS, ENCOURAGES VEGETATIVE GROWTH AND ESTABLISHMENT. PRUNE AS NEEDED IN LATE WINTER BEGINNING THE THIRD YEAR POST PLANTING. BOXWOOD-LIKE FOLIAGE, EXCELLENT FALL COLOR

### VARIETIES:

- BERRY BUX: 3HX3W, COMPACT HABIT, SMALL BERRIES, RIPEN MID SUMMER. ZONE: 5-8
- BLUE CROP: 5HX5W, LARGE LIGHT FRUIT, HIGH YIELD MID-SEASON, DISEASE RESISTANT. ZONE: 4-8
- BLUE JAY: 7HX7W, MEDIUM, DEEP BLUE FRUIT RIPEN IN JUNE. ZONE: 5-8
- BLUERAY: 5HX5W, LARGE, JUICY BLUE FRUIT IN JULY-AUGUST. ZONE: 4-8
- BONUS: 5HX4W, MID-LATE VARIETY. EXTRA LARGE, LIGHT-BLUE FRUIT. ZONE: 4-8
- BUCKLE: 3HX3W, LARGE CROP EARLY SUMMER, FAST GROWING. ZONE: 5-10
- CHANDLER: 5HX5W, LARGEST BLUEBERRY FRUIT (CHERRY SIZE) RIPEN LATE JUNE. ZONE: 4-7
- CHIPPEWA: 4HX4W, EXCELENT WINTER HARDYNESS, MID SEASON PRODUCTION. ZONE: 3-8
- DUKE: 7HX7W, ABUNDANT CROP OF MEDIUM TO LARGE BERRIES EARLY JUNE. ZONE: 4-7
- ELLIOT: 5HX5W, LATE SEASON YIELD OF MEDIUM-LARGE BERRIES. ZONE: 4-7
- GLAZE: 3HX3W, MID SUMMER YIELD OF SMALL, DARK BLUE FRUIT. ZONE: 5-8
- JELLY BEAN: 2HX2W, SELF-POLLINATING, SWEET, LARGE BERRIES. ZONE: 4-8
- JERSEY: 7HX7W, SMALL-MEDIUM SIZED, SWEET, LIGHT-BLUE FRUIT MID-LATE SEASON. ZONE: 4-7
- PATRIOT: 5HX5W, HIGH-YIELD OF MEDIUM SIZED BERRIES EARLY SEASON. ZONE: 3-7
- PEACH SORBET: 2HX2W, ABUNDANT, DARK BLUE SUMMER CROP, SELF-FERTILE. ZONE: 5-8
- PERPETUA: 5HX5W, LARGE FRIST CROP EARLY-MID SEASON, SMALLER CROP EARLY FALL. ZONE: 4-8
- PINK ICING: 4HX4W, SWEET, LARGE BERRIES RIPEN MID SUMMER. ZONE: 5-10
- PINK LEMONADE: 5HX5W, LARGE FIRST CROP MID SUMMER, SMALL CROP MID FALL. ZONE: 4-8
- SILVER DOLLAR: 3HX3W, UNIQUE SWEET PINEAPPLE FLAVOR, MEDIUM TO LARGE BERRIES RIPEN LATE SUMMER EARLY FALL. LEAVES ARE SIMILAR TO EUCALYPTUS. ZONE: 5-10
- SUNSHINE BLUE: 4HX4W, SMALL-MEDIUM FRUIT RIPEN MID SEASON. ZONE: 5-10

#2	#3
\$32.50	\$39.50

Blueberry Shrub Cross Pollination Chart

Pollenated	Source	Early	Early-Mid Season				Mid Seson				Mid-Late Season			Late Season					
		Jelly Bean *	Blue Jay *	Chandler *	Patriot *	Perpetua **	Blue Ray *	Buckle *	Glaze **	Chippewa **	Peach Sorbet *	Silver Dollar *	Blue Crop *	Bonus *	Pink Lemonade *	Sunshine Blue ***	Duke *	Elliot *	Jersey *
Early Season	* Jelly Bean	o																	
Early-Mid Season	* Blue Jay	o	x			x													
	* Chandler			o															
	* Patriot	x		o		x												x	
Mid Season	** Perpetua				o			x	x										
	* Blue Ray	x				o													
	* Buckle						o												
	** Glaze				x				o	x									
	** Chippewa				x				x	o									
	* Peach Sorbet										o								
Mid-Late Season	* Silver Dollar										o								
	* Blue Crop											o					x	x	x
	* Bonus												o						
	* Pink Lemonade													o					
Late Season	*** Sunshine Blue														o				
	* Duke				x							x					o	x	x
	* Elliot											x					x	o	x
	* Jersey											x					x	x	o

Key	x	Very compatible, will cross pollinate
	o	Self fertile, better production with cross pollination
		Not compatible, will not cross pollinate
	*	Potential to cross pollinate, Require similar bloom time
	**	Type: Northern Highbush varieties
***	Type: Half-High Varieties	
		Type: Southern Highbush varieties

# PERENNIALS

PRICES STARTING AT\*:

#1	#2
\$12.99	\$15.99

\*NOT ALL VARIETIES ARE PRICED THE SAME. PRICES ARE AS MARKED\*

-**ACHILLEA (YARROW)** : 3HX2W, FULL SUN, PEACHY ORANGE, RED OR YELLOW FLOWERS BLOOM SUMMER TO EARLY FALL, WITH A SECOND BLOOM LIKELY IF DEAD FLOWER HEADS ARE CUT OFF, DEER AND DROUGHT RESISTANT. **ZONE: 3-9**

-**ALCEA (HOLLYHOCK)** : 3HX2W, FULL SUN, PURPLE, PASTEL YELLOW OR ROSY RED FLOWERS BLOOM MID TO LATE SUMMER, SHORT LIVED PERENNIAL THAT RESEEDS ITSELF, RABBIT TOLERANT. **ZONE: 2-10**

-**AMSONIA (BLUE STAR)** : 3HX3W, FULL SUN TO PART SHADE, POWDERY BLUE STAR SHAPED FLOWERS BLOOM MID SPRING, FORMS NEAT MOUND, ATTRACTS BUTTERFLIES. **ZONE: 4-9**

-**ANEMONE (WINDFLOWER)** : 4HX3W, PART SUN TO FULL SUN, PRODUCES SHADES OF WHITE AND PINK FLOWERS, GROWS BEST IN RICH MOIST SOIL, ALTERNATIVE TO POPPIES. **ZONE: 3-7**

-**AQUILEGIA (COLUMBINE)** : 2HX1.5W, FULL SUN TO PART SHADE, BELL SHAPED FLOWERS BLOOM APRIL TO MAY, HAS POTENTIAL TO BLOOM TWICE IF FLOWER STEMS ARE REMOVED, ATTRACTS HUMMINGBIRDS. **ZONE: 3-9**

'EARLY BIRD RED YELLOW' - BRIGHT RED FLOWERS WITH YELLOW CENTERS

'SPRING MAGIC BLUE AND WHITE' - VIOLET BLUE FLOWERS, WHITE CENTERS

'SPRING MAGIC ROSE AND IVORY' - ROSY RED FLOWERS WITH LIGHT PINK CENTERS

'WINKY DOUBLE RED AND WHITE' - VIBRANT FUSIA-RED FLOWERS, WHITE CENTERS

'WINKY PURPLE AND WHITE' - PURPLE FLOWERS WITH WHITE CENTERS

-**ARALIA (JAPANESE SPIKENARD)** : 6HX6W, PART SHADE, WHITE FLOWERS BLOOM IN SPIKE PANICLES LATE SUMMER TO EARLY FALL, EDIBLE ROOT SYSTEM SIMILAR TO PARSNIP. **ZONE: 4-8**

-**ARTEMISIA (WORMWOOD)** : 2HX1.5W, FULL SUN, INCONSPICUOUS BLOOMS OF GRAY FLOWERS BLEND INTO FOLIAGE (SEEMS LIKE PERENNIAL DOES NOT BLOOM), UNIQUE FRAGRANT EVERGREEN FOLIAGE OF BRIGHT SILVER GREEN. **ZONE: 3-10**

-**ASCLEPIAS TUBEROSA (BUTTERFLY WEED)** : 2HX2.5W, (N) FULL SUN, BRIGHT ORANGE FLOWERS WITH DARK GREEN FOLIAGE BACKDROP. **ZONE: 3-9**

-**ASTER (ASTER)** : 4HX3W, FULL SUN TO PART SHADE, BLOOMS MID SUMMER INTO FALL, FLOWERS ARE USUALLY LAVENDER OR VIOLET BLUE WITH YELLOW CENTERS, FLOWER SHAPE IS SIMILAR TO THAT OF DAISIES, ATTRACTS BUTTERFLIES. **ZONE: 3-8**

-**ASTILBE (ASTILBE)** : 2HX1.5W, PART SHADE, FERN LIKE FOLIAGE WITH DENSELY PACKED FLOWER PLUMS BLOOM THROUGHOUT SUMMER, BEST GROWTH IN CONSISTENTLY MOIST SOILS, DEER AND RABBIT RESISTANT. **ZONE: 3-9**

'BRIDAL VEIL' - IVORY WHITE FLOWER PLUMS, ONE OF THE TALLER VARIETIES

'CAPPUCCINO' - WHITE FLOWER PLUMES, DARK BRONZE LEAVES

'FANAL' - DEEP RED FLOWER PLUMS, BRONZE FOLIAGE FADES DARK GREEN WITH RED TINTS THOUGH SUMMER

'MONTGOMERY' - MAGENTA RED FLOWER PLUMS, EARLIER BLOOM TIME

'PEACH BLOSSOM' - LIGHT PEACH FLOWER PLUMS

'RHEINLAND' - PINK FLOWER PLUMS

'VISIONS' - PURPLE-PINK FLOWER PLUMS

-**BAPTISIA (FALSE INDIGO)** : 3HX3W, FULL SUN TO PART SHADE, BLOOMS MID SPRING TO EARLY SUMMER, FLOWERS ARE EITHER YELLOW, PINK OR BLUE, ALL ARE DROUGHT RESISTANT, BEST GROWTH WITH SUPPORT THROUGH THE GROWING SEASON. **ZONE: 3-9**

**-BRUNNERA (SIBERIAN BUGLOSS/FALSE FORGET-ME-NOT) : 1.5HX1.5W**, PART SHADE TO FULL SHADE, LIGHT BLUE FLOWERS BLOOM IN SPRING, UNIQUE HEART SHAPED LIGHT SILVERY GREEN LEAVES WITH DARK GREEN EDGES AND VEINS, AVOID SOGGY AND DRY SOIL. **ZONE: 3-8**

**-CAMPANULA (BELLFLOWER) : 1HX1W**, FULL SUN TO PART SHADE, BLUE UPTURNED BELL LIKE FLOWERS BLOOM MID SUMMER, EXCELLENT GROUND COVER, SPRAWLING FORM. **ZONE: 4-8**

**-CHELONE (TURTLEHEAD) : 3HX2.5W, (N)** PART SHADE, PINKISH WHITE FLOWERS BLOOM LATE SUMMER INTO FALL, DEER TOLERANT, PREFERS MOIST SOIL LIKE IN A RAIN GARDEN. **ZONE: 3-9**

**-CIMICIFUGA (BUGBANE) : 5HX3W**, PART SHADE, SHOWY WHITE BLOOMS IN LATE SUMMER EARLY FALL, DEEP GREEN FOLIAGE WITH SOME VARIETIES HAVING PURPLE TINTS. **ZONE: 4-9**

**-COREOPSIS (TICKSEED OR THREADLEAF) : 2HX2W**, FULL SUN, SHADES OF YELLOW FLOWERS BLOOM THROUGH THE SUMMER, THRIVES IN DRY WELL DRAINED SOIL, DEER TOLERANT. **ZONE: 4-9**

**-CROCOSMIA (MONTBRETIA) : 3.5HX2W**, FULL SUN TO PART SHADE, FLOWERS ARE SHADES OF SCARLET-RED AND ORANGE, BLOOM THROUGHOUT THE SUMMER, ATTRACTS HUMMINGBIRDS. **ZONE: 5-9**

**-DELPHINIUM (SIBERIAN LARKSPUR) : 3HX1.5W**, FULL SUN, SHADES OF BLUE FLOWERS BLOOM IN SPRING AND EARLY SUMMER, FLOWER SHOOTS MAY BE TALLER THAN HEIGHT LISTED, GROWS BEST WHEN PROTECTED FROM WIND IN MOIST, WELL DRAINED SOIL. **ZONE: 3-7**

**-DIANTHUS (CARNATION) : 1HX2W**, FULL SUN, FLOWERS BLOOM THROUGHOUT THE GROWING SEASON ATOP BLUE-GREEN GRASSY FOLIAGE, POTENTIAL FOR SECOND BLOOM WHEN DEADHEAD SPENT FLOWERS, DEER AND DROUGHT TOLERANT, ATTRACTS POLLINATORS, GREAT FOR BOARDERS OR POTTED DISPLAYS. **ZONE: 4-8**

'CRANBERRY COCKTAIL' - CRANBERRY PINK CARNATION-LIKE FLOWERS

'DELILAH PURPLE BICOLOR' - MAGENTA-PURPLE FLOWERS WITH WHITE EDGES

'EARLY BIRD RADIANCE' - DOUBLE CRIMSON RED BLOOMS

'EASTERN STAR' - HOT PINK FLOWERS, DEEP PINK EYE, AND LIGHT PINK EDGE HIGHLIGHTS

EVERBLOOM 'STRAWBERRY TART' - PINK FLOWERS, BRIGHT RED EYES, AND WHITE EDGES

EVERBLOOM 'WATERMELON ICE' - PINK FLOWERS, WHITE EYE AND EDGES

'FROSTY FIRE' - PINK-RED DOUBLE FLOWERS WITH WHITE VARIATION

FRUIT PUNCH 'BLACK CHERRY FROST' - SEMI-DOUBLE RED CARNATION-LIKE FLOWERS

FRUIT PUNCH 'CHERRY VANILLA' - DEEP RED DOUBLE BLOOMS WITH LIGHT PINK EDGES

FRUIT PUNCH 'CRANBERRY COCKTAIL' - MAGENTA PINK DOUBLE FLOWERS

'FIREWITCH' - VIBRANT PINK SINGLE FLOWERS, PEASANT CLOVE SCENT

'ORANGE BLING BLING' - DOUBLE ORANGE-RED CARNATION-LIKE FLOWER

'PAINT THE TOWN FUCHSIA' - FUCHSIA SINGLE FLOWERS HAVE LAVENDER EYES

'PAINT THE TOWN MAGENTA' - MAGENTA PINK SINGLE FLOWERS

'PAINT THE TOWN RED' - MAGENTA-RED FLOWERS

STAR 'PEPPERMINT STAR' - PINK SINGLE FLOWERS HAVE RED CENTERS

STAR SINGLE 'STARGAZER' - WHITE SINGLE FLOWERS WITH MAROON EYES

STAR 'SPANGLED STAR' - DEEP PURPLE-RED SINGLE FLOWERS WITH PALE PINK-WHITE BOARDERS AND BLOTCHES

**-DICENTRA (BLEEDING HEART) : 3HX2W**, PART SHADE, DEPENDING ON THE VARIETY, PINK OR WHITE HEART SHAPED FLOWERS BLOOM IN SPRING, FOLIAGE BECOMES DORMANT WHEN SOIL DRIES OUT. **ZONE: 3-9**

**-DIGITALIS (COMMON FOXGLOVE) : 5HX2W**, FULL SUN TO PART SHADE, SHADES OF PINK, WHITE, AND PURPLE FLOWERS BLOOM MID SPRING INTO EARLY SUMMER, BEST GROWTH IN RICH MOIST SOIL, MAY BLOOM BIANNUALLY, DEER AND RABBIT RESISTANT. **ZONE: 4-9**

**-ECHINACEA (CONEFLOWER) : 2HX2W**, FULL SUN TO PARTIAL SHADE, FLOWERS BLOOM IN THE SUMMER, PLANTS TYPICALLY RE-BLOOM, DEER RESISTANT, TOLERANT TO POOR SOILS. **ZONE: 4-9**

'BUTTERFLY RAINBOW MARCELLA' - PEACHY ORANGE FLOWERS, SHORTER VARIETY

'CHEYENNE SPIRT' - MULTICOLORED SHOWY FLOWERS

'LAKOTA FIRE' - VIBRANT ORANGE-RED FLOWERS

'POW WOW WHITE' - PURE WHITE FLOWERS

'POW WOW WILDBERRY' - BRIGHT PURPLE-PINK FLOWERS

**-ECHINACEA CONTINUED:**

- 'PRAIRIE SPLENDOR' - MAGENTA ROSE FLOWERS
- PURPUREA 'DOUBLE DECKER' - UNIQUE TWO-TIERED FLOWERS, DEEP ROSE PURPLE
- PURPUREA 'MAGNUS' - PURPLISH PINK FLOWERS, TALLER VARIETY
- 'RUBY STAR' - RED TO PURPLE FLOWERS, TALLER VARIETY
- 'SOMBRERO ADOBE ORANGE' - BRIGHT ORANGE FLOWERS
- 'SOMBRERO BAJA BURGUNDY' - BURGUNDY RED FLOWERS
- 'SOMBRERO LEMON YELLOW' - VIBRANT GOLDEN-YELLOW FLOWERS
- 'SOMBRERO SANGRITA' - RICH ORANGE-RED FLOWERS
- 'SOMBRERO TRES AMIGOS' - BRIGHT RED AND PINK FLOWERS
- 'SUMMERSONG FIRE FINCH' - REDISH-ORANGE FLOWERS

**-GAILARDIA (BLANKET FLOWER) : 3HX2W**, FULL SUN, VARIETY OF YELLOW, ORANGE, AND RED FLOWERS WITH MAROON AND ORANGE BANDS BLOOM IN THE SUMMER, POTENTIAL FOR FALL BLOOM IF CUT PLANT BACK, PREFER RICH MOIST SOIL, CAN TOLERATE DRY SOIL. **ZONE: 3-10**

**-GALIAM (SWEET WOODRUFF) : 1HX1.5W**, PART SHADE TO FULL SHADE, WHITE FLOWERS BLOOM MID TO LATE SPRING, GREAT GROUND COVER IN HEAVY SHADED AREAS. **ZONE: 4-8**

**-GAURA (BEEBLOSSOM) : 5HX2W**, FULL SUN, SMALL PINKY WHITE FLOWERS BLOOM MID SUMMER TO EARLY FALL, GROW BEST IN SANDY SOILS THAT ARE WELL DRAINED, EXTEND BLOOMING PERIOD BY REMOVING DEAD FLOWER STEMS, MAY NEED SUPPORT. **ZONE: 5-9**

**-HELENIUM (SNEEZEWEED) : 5HX3W, (N)** FULL SUN, YELLOW FLOWERS BLOOM LATE SUMMER INTO FALL, BEST GROWTH IN RICH MOIST SOIL, AVOID DRY SOIL, PRUNING HELPS PROMOTE THICKER FOLIAGE AND MORE BLOOMS **ZONE: 3-8**

**-HELIOPSIS (FALSE SUNFLOWER) : 6HX4W**, FULL SUN, YELLOW-ORANGE DAISY AND SUNFLOWER LIKE FLOWER HEADS, SHORT-LIVED BLOOMS, TOLERANT TO A VARIETY OF SOIL CONDITIONS, TALLER PLANTS STEMS MAY NEED SUPPORT TO REMAIN UPRIGHT. **ZONE: 3-9**

**-HELLEBORUS (LENTEN/WINTER ROSE) : 2HX2W**, FULL SHADE, FLOWERS BLOOM LATE WINTER THROUGH SPRING, DEPENDING ON THE VARIETY SHOWY FLOWERS EMERGE IN SHADES OF WHITE, PINK, RED, AND PURPLE, TOLERANT OF HEAVY SHADE AND DRY SOIL. **ZONE: 4-9**

**-HEMEROCALLIS (DAYLILY) : 2HX2W**, FULL SUN TO PART SHADE, FLOWERS BLOOM FOR A SINGLE DAY, REPEATED BLOOMS THROUGHOUT SUMMER ATOP LONG BLADE-LIKE GREEN LEAVES, EXTREMELY ADAPTABLE AND EASY TO GROW. **ZONE: 4-9**

- 'HAPPY RETURNS' - LIGHT LEMON YELLOW FLOWERS
- 'PARDON ME' - BRIGHT RED FLOWERS WITH YELLOW-GREEN THROATS
- RAINBOW RHYTHM 'GOING BANANAS' - BRIGHT BANANA YELLOW FLOWERS
- RAINBOW RHYTHM 'KING OF THE AGES' - LARGE BUTTERY YELLOW- PEACH FLOWER WITH BURGUNDY RED EYE
- RAINBOW RHYTHM 'LAKE OF FIRE' - LARGE PEACH-ORANGE FLOWER , WIDE RED EYE
- RAINBOW RHYTHM 'NOSFERATU' - LARGE DARK PURPLE FLOWERS, LIME GREEN THROAT
- RAINBOW RHYTHM 'ORANGE SMOOTHIE' - LARGE PEACHY ORANGE FLOWERS WITH YELLOW-GREEN THROATS
- RAINBOW RHYTHM 'PRIMAL SCREAM' - BRIGHT ORANGE FLOWERS
- RAINBOW RHYTHM 'RUBY SPIDER' - RUBY RED FLOWERS, GOLDEN YELLOW THROAT
- RAINBOW RHYTHM 'SILOAM PEONY DISPLAY' - FULLY DOUBLE PEACHY PEONY-LIKE FLOWERS
- RAINBOW RHYTHM 'SOUND OF MY HEART' - LARGE PASTEL PINK FLOWERS WITH A PURPLE EYE
- RAINBOW RHYTHM 'STORM SHELTER' - LARGE PINK FLOWERS WITH WIDE PURPLE EYE AND THIN PURPLE EDGES
- RAINBOW RHYTHM 'TIGER SWIRL' - LARGE GOLDEN-YELLOW FLOWERS WITH RED RING EYE
- 'RED HOT RETURNS' - VIBRANT RED FLOWERS WITH LIME-YELLOW THROAT
- 'ROSY RETURNS' - LIGHT ROSE PINK FLOWERS WITH DARKER ROSE PINK HIGHLIGHTS
- 'STELLA DE ORA' - YELLOW FLOWERS WITH DARKER YELLOW-ORANGE THROATS



**-HEUCHERA (CORAL BELLS) : 2HX1.5W, FULL SUN TO PART SHADE, SMALL FLOWER HEADS BLOOM THROUGHOUT SUMMER, UNIQUE CLUMP FORMING FOLIAGE. ZONE: 4-9**

- 'BERRY TIMELESS' - GREEN FOLIAGE WITH DARK GREEN VEINS, PINK-RED FLOWERS
- 'BUTTERED RUM' - CARMEL-ORANGE FOLIAGE, RARELY BLOOMS
- 'CARAMEL' - LIGHT SHADES OF CARMEL AND PINK FOLIAGE, LIGHT PINK FLOWERS
- 'DELTA DAWN' - GREEN LEAVES TURN REDDISH BRONZE-YELLOW WHEN TEMPERATURES ARE COOL, WHITE FLOWERS
- 'DOLCE WILDBERRY' - BRIGHT PURPLE WITH CHARCOAL VEIN FOLIAGE, WHITE FLOWERS
- 'ELECTRIC PLUM' - BRIGHT PURPLE FOLIAGE WITH DEEP PURPLE VEINS, PINK FLOWERS
- 'FROSTED VIOLET' - PINKISH PURPLE LEAVES MATURE TO A SILVERY PLUM PURPLE WITH DARK VEINING, PINK FLOWERS
- 'GEORGIA PEACH' - PEACH-ORANGE FOLIAGE WITH DARK VEINS MATURE TO A ROSY-RED
- 'GREEN SPICE' - SILVERY GREEN LEAVES WITH GRAY EDGES AND PURPLE VEINS, TURN ORANGE IN FALL, WHITE FLOWERS
- 'MANGO' - STUNNING VARIETY OF COLORED LEAVES, BURGUNDY, BURNT ORANGE, PURPLE, AND APRICOT GREEN
- 'MIDNIGHT ROSE' - DARK PURPLE LEAVES WITH PINK SPECKLES FADE CREAMY WHITE THROUGH SUMMER, CREAMY WHITE FLOWERS
- 'OBSIDIAN' - DARK PURPLE TO BLACK FOLIAGE, WHITE FLOWERS
- 'PALACE PURPLE' - DEEP PURPLISH BEET RED FOLIAGE FADES TO A BRONZE GREEN IN SUMMER, PINKISH WHITE FLOWERS
- 'PLUM PUDDING' - SILVERY DARK PURPLE LEAVES, WHITE FLOWERS
- 'PRETTY PISTACHIO' - YELLOW GREEN FOLIAGE, PINK FLOWERS
- 'SILVER SCROLL' - SILVER AND DARK PURPLE FOLIAGE WITH DARK PURPLE VEINS
- 'SWEET TEA' - BRIGHT SHADES OF ORANGE-RED FOLIAGE WITH BURGUNDY VEINS
- 'WILD ROSE' - BEET RED PURPLE FOLIAGE WITH DARK VEINING, PINK FLOWERS

**-HEUCHERELLA (FOAMY BELLS) : 1.5HX1.5W, FULL SUN TO PART SHADE, WHITE FLOWERS BLOOM MID SPRING TO EARLY SUMMER, UNIQUE FOLIAGE SIMILAR TO CORAL BELL THAT ARE SHADES OF GREEN, YELLOW, ORANGE, OR RED DEPENDING ON THE VARIETY. ZONE: 4-9**

**-HIBISCUS (PERENNIAL HIBISCUS) : 4HX5W, FULL SUN, GROWS LIKE A COMPACT SHRUB BUT DIES BACK TO THE GROUND BY WINTER, LARGE FLOWERS BLOOM MID TO LATE SUMMER, DEER RESISTANT. ZONE: 4-9**

- 'AIRBRUSH EFFECT' - RICH GREEN FOLIAGE, SALMON-PINK FLOWERS, DARK RED EYE
- 'BLACKBERRY MERLOT' - DEEP GREEN FOLIAGE, DARK VELVETY RED FLOWERS
- 'MARS MADNESS' - DARK PURPLE GREEN FOLIAGE, MAGENTA RED FLOWERS
- 'MIDNIGHT MARVEL' - HYBRID OF 'PERFECT STORM' AND 'CRANBERRY CRUSH', DARK PURPLE FOLIAGE, SCARLET RED FLOWERS
- 'STARRY STARRY NIGHT' - DARK BLACK-GREEN FOLIAGE, PALE PINK FLOWERS WITH DARK PINK VEINING
- 'SUMMER CARNIVAL' - NARROW VARIEGATED GREEN FOLIAGE WITH CREAM AND BLUSH EDGES, DARK MAGENTA PINK FLOWERS
- 'SUMMER IN PARADISE' - DARK GREEN FOLIAGE, MAGENTA RED FLOWERS
- SUMMERIFIC 'BALLET SLIPPERS' - DEEP GREEN FOLIAGE, LAVENDER PINK FLOWERS
- SUMMERIFIC 'BERRY AWESOME' - BRIGHT GREEN FOLIAGE, CREAMY WHITE FLOWERS WITH BLUSH PINK EDGES
- SUMMERIFIC 'CANDY CRUSH' - BRIGHT GREEN FOLIAGE, BUBBLE GUM PINK FLOWERS
- SUMMERIFIC 'CHERRY CHOCO LATTE' - PURPLE GREEN FOLIAGE, WHITE FLOWERS WITH PINK VEINS
- SUMMERIFIC 'CRANBERRY CRUSH' - LIGHT GREEN FOLIAGE, VIBRANT RED FLOWERS
- SUMMERIFIC 'EVENING ROSE' - VERY DARK GREEN FOLIAGE, HOT PINK FLOWERS
- SUMMERIFIC 'FRENCH VANILLA' - DARK GREEN FOLIAGE, CREAMY YELLOW FLOWERS WITH A RED EYE
- SUMMERIFIC 'HOLY GRAIL' - NEAR BLACK FOLIAGE, DEEP RED FLOWERS
- SUMMERIFIC 'PERFECT STORM' - DARK PURPLE AND GREEN FOLIAGE, PINK AND WHITE FLOWERS

**-HOSTA (HOSTA, PLANTAIN LILY): PARTIAL TO FULL SHADE, WHITE TO LAVENDER BELL SHAPED FLOWERS BLOOM LATE SUMMER, TOLERANT TO HEAVY SHADE. ZONE: 3-9**

- BIG DADDY, 2X3 - FORMS A VERY LARGE MASS OF THICK, CHALKY BLUE LEAVES
- BLUE ANGEL, 3X3 - GIGANTIC 16" HEAVILY TEXTURED BLUE-GREEN LEAVES

**-HOSTA CONTINUED:**

- BLUE CADET, 1.5X3** - BLUE-GREEN LEAVES IN SPRING THAT FADE TO GREEN IN SUMMER
- BLUE MOUSE EARS, 1X1** - THICK (ALMOST RUBBERY), ROUND, BLUE-GREEN TO GREY-GREEN LEAVES ON A MINIATURE HOSTA
- CHERRY BERRY, 1X2** - LONG THIN LEAVES WITH A DARK GREEN MARGIN MERGING WITH A GOLDEN YELLOW CENTER
- DROP DEAD GORGEOUS, 2.5X7** - FORMS A HUGE CLUMP OF MOUNDED LARGE OVATE GREEN LEAVES WITH YELLOW EDGES.
- FIRE & ICE, 1.5X2** - DARK GREEN MARGINS WITH WHITE CENTERS, REVERSE OF PATRIOT
- FRANCEE, 1X3** - MEDIUM TO DARK GREEN, SOMEWHAT GLOSSY, HEART-SHAPED LEAVES HAVE NARROW, CLEAN WHITE MARGINS
- FRANCESS WILLIAMS, 1.5X4** - WIDE GREEN LEAVES WITH YELLOW MARGINS
- EARTH ANGEL, 2.5X3.5** - LARGE, HEART-SHAPED, BLUE-GREEN LEAVES WITH WIDE, CREAMY-WHITE MARGINS
- ELEGANS, 3X5** - LARGE, THICK, HEART-SHAPED GREEN LEAVES, SLOW GROWER
- GOLD STANDARD, 1.5X3** - LEAF CENTERS EMERGE LIGHT GREEN IN THE SPRING AND BECOME MORE GOLD TOWARDS EARLY SUMMER;
- GUACAMOLE, 2X3** - HUGE, GLOSSY, APPLE GREEN LEAVES ARE SURROUNDED BY STREAKED, DARK GREEN LEAF MARGINS JUST LIKE AN AVOCADO
- HALCYON, 2X3** - SPEAR-SHAPED THICK BLUE GREEN LEAVES, SLOW GROWER
- JUNE, 1X2** - DENSE MOUND, IRREGULAR SHAPED GREEN LEAVES WITH THIN STRIPE OF YELLOW/LIGHT GREEN DOWN CENTER
- KROSSA REGAL, 4X4** - FROSTY BLUE-GREEN LEAVES AND A GRACEFUL, VASE-LIKE HABIT DISTINGUISH THIS FINE HOSTA FROM ALL OTHERS
- PATRIOT, 2X2.5** - DARK GREEN CENTERS AND OUTSTANDING, CRISP WHITE MARGINS
- SHADOWLAND HOPE SPRINGS ETERNAL, 2X4** - HEART SHAPED BLUE LEAVES WITH CREAMY WHITE EDGES
- SHADOWLAND HUDSON BAY, 2X2** - TRICOLOR LEAVES WITH BLUE MARGINS, GREEN DIVIDER, AND CREAMY WHITE CENTERS
- SHADOWLAND WHEEE, 1.5X2.5** - RUFFLED GREEN LEAVES WITH CREAM EDGES
- SORBET, 1.5X2** - PURPLE STEMS, GREEN LEAVES WITH WHITE MARGINS
- SUM AND SUBSTANCE, 3X7** - LARGE, HEART-SHAPED, GLOSSY, LIME GREEN LEAVES
- WIDE BRIM, 1.5X3** - NICELY MOUNDED LEAVES ARE DARK GREEN WITH WIDE, IRREGULAR MARGINS OF BUTTERY YELLOW

**-IBERIS (CANDYTUFT) : 1HX1.5W**, FULL SUN, WHITE FLOWERS BLOOM MID TO LATE SPRING, RABBIT AND DEER TOLERANT, PERFECT DEEP GREEN WINTER EVERGREEN. **ZONE: 3-9**

**-IRIS (SIBERIAN IRIS) : 4HX3W**, FULL SUN TO PART SHADE, YELLOW AND WHITE OR DEEP PURPLE SHOWY FLOWERS BLOOM LATE SPRING, RABBIT AND DEER TOLERANT. **ZONE: 5-9**

**-LAVANDULA ANGUSTIFOLIA (ENGLISH LAVENDER):** FULL SUN, HERBACEOUS PERENNIAL WITH A SEMI-WOODY GROWTH HABIT, AROMATIC LEAVES AND FLOWERS. OFTEN GROWN TO PRODUCE LEAVES AND FLOWERS TO DRY FOR SACHETS AND POTPOURRI. **ZONE: 5-9**

- BIG TIME BLUE, 1.5X2.5**, BIG, ABUNDANT FLOWERS ON A COMPACT PLANT
- BLUE CUSHION, 16"X16"**, PERFECTLY COMPACT, ROUND, GREY-GREEN FOLIAGE
- HIDCOTE, 3X3**, DEEP PURPLE FLOWER SPIKES ABOVE GRAY-GREEN FOLIAGE MOUNDS
- MUNSTEAD, 1.5X1.5**, COMPACT, WITH RICH LAVENDER BLUE FLOWERS
- SILVER MIST, 1.5X1.5**, TOUTED AS THE MOST SILVER OF ANY LAVENDER
- SWEET ROMANCE, 1.5X1.5**, COMPACT, SILVERY GREEN FOLIAGE

**-LAVANDULA INTERMEDIA (ENGLISH X PORTUGUESE LAVENDER):**, FULL SUN, HYBRID CROSS BETWEEN ENGLISH LAVENDER AND PORTUGUESE LAVENDER. THEY ARE SOMEWHAT LESS HARDY, BUT GROW LARGER AND WILL PRODUCE MORE FLOWER SPIKES. THEY ALSO TEND TO BLOOM LATER THAN OTHER LAVANDULA SPECIES, BLOOMING FROM JULY TO SEPTEMBER. **ZONE: 5-9**

- GROSSO 2.5'X4'**, CLASSIC FRENCH HYBRID LAVENDER GROWN FOR ITS FRAGRANT DARK BLUE FLOWER SPIKES AND VIGOROUS GROWTH HABIT.
- PHENOMENAL, 2.5'X2.5'**, FRENCH HYBRID NOTED FOR OUTSTANDING COLD HARDINESS
- PROVENCE, 2X2**, EXCEPTIONALLY FRAGRANT, WITH ABUNDANT FLOWERS

- LEUCANTHEMUM (SHASTA DAISY) : 2-4HX2W, FULL SUN, FLOWERS BLOOM EARLY SUMMER, MAY BLOOM TWICE IF REMOVE SPENT FLOWER HEADS. DEER AND RABBIT RESISTANT. ZONE: 4-9**  
 'ADORABLE', 1X1 - COMPACT, SEMI-DOUBLE WHITE FLOWERS  
 'BECKY', 4X4 - LARGER THAN MOST VARIETIES, CLASSIC WHITE FLOWERS  
 'COCONUT', 1.5X1.5 - WHISPY DOUBLE YELLOW FLOWERS FADE CREAMY WHITE  
 'MACAROON', 1X2 - LOW MOUND WITH DOUBLE YELLOW FLOWERS THAT MATURE WHITE  
 'MARSHMALLOW', 2X2 - DOUBLE BRIGHT WHITE FLOWERS  
 REALFLOR 'REAL CHARMER', 1.5X1.5 - LARGE DOUBLE CREAMY YELLOW FLOWERS  
 'SNOWCAP', 1.5X1 - SHORT MOUND, CLASSIC WHITE FLOWERS  
 'SPUN SILK', 2X2 - FRINGED FLOWERS WITH CLASSIC WHITE PEDALS
- LOBELIA (CARDINAL FLOWER) : 4HX2W, (N) FULL SUN TO PART SHADE, DEPENDING ON THE VARIETY BLUE, RED, WHITE, OR ROSE FLOWER SPIKES BLOOM MID SUMMER INTO EARLY FALL, TOLERATES WET SOIL, PERFECT FOR PLANTING ALONG STREAMS, SWAMPS, LOW AREAS. ZONE: 4-9**
- LUPINUS (LUPINE) : 3HX2W, FULL SUN AND BEST IN COOL CLIMATES, FLOWER SPIKES BLOOM LATE SPRING EARLY SUMMER, RESISTANT TO RABBITS. ZONE: 4-8**  
 'BLOSSOM' - LIGHT PINK AND WHITE FLOWER SPIKES  
 'DESERT SUN' - CREAMY WHITE AND YELLOW FLOWER SPIKES  
 'GALLERY BLUE' - RICH DEEP BLUE FLOWER SPIKES  
 'HYBRIDS MIX' - MULTICOLORED FLOWERS INCLUDING WHITE/PINK/YELLOW/RED/  
 BLUE  
 'MANHATTAN LIGHTS' - MIX OF PURPLE AND YELLOW FLOWERS  
 'MASTERPIECE' - MAGENTA AND PURPLE FLOWERS SPIKES  
 'PERSIAN SLIPPER' - PERIWINKLE BLUE AND WHITE FLOWERS  
 'RACHEL DE THAME' - BRIGHT PINK AND WHITE FLOWERS  
 'RED RUM' - VIBRANT RED WITH FLECKS OF WHITE  
 'SALMON STAR' - APRICOT ORANGE AND BRIGHT PINK FLOWER SPIKES  
 'TEQUILA FLAME' - SCARLET RED AND DULL YELLOW FLOWERS  
 'TOWERING INFERNO' - SALMON ORANGE FLOWERS
- MONARDA (BEE BALM) : 2HX1.5W, FULL SUN TO PARTIAL SHADE, FLOWERS MID SUMMER TO EARLY FALL, DEER TOLERANT, DEEP GREEN FOLIAGE SMELLS LIKE MINT WHEN CRUSHED. ZONE: 3-9**  
 'BEE-YOU BEE-LIEVE' - PALE PINK FLOWERS  
 'BEE-YOU BEE-HAPPY' - VIBRANT RED FLOWERS  
 'ELECTRIC NEON CORAL' - LIGHT CORAL-PINK FLOWERS  
 'GARDENVIEW SCARLET' - (N) BRIGHT SCARLET-RED FLOWERS  
 'GRAND PARADE' - LAVENDER-PURPLE FLOWERS  
 'PARDON MY CERISE' - (N) DARK CHERRY PINK FLOWERS, DWARF VARIETY  
 'PARDON MY PURPLE' - (N) DARK PINKY PURPLE FLOWERS  
 'PETITE DELIGHT' - (N) DWARF VARIETY, LAVENDER-PINK FLOWERS  
 'POCHAHONTAS RED ROSE' - SCARLET RED FLOWERS  
 SUGAR BUZZ 'BLUE MOON' - LAVENDER BLUE FLOWERS  
 SUGAR BUZZ 'BUBBLEGUM BLAST' - (N) HOT PINK FLOWERS  
 SUGAR BUZZ 'CHERRY POPS' - BRIGHT RED FLOWERS  
 SUGAR BUZZ 'GRAPE GUMBALL' - PURPLE FLOWERS WITH BLUE HINTS  
 SUGAR BUZZ 'ROCKIN RASPBERRY' - (N) DARK PURPLE FLOWERS
- NEPETA (CATMINT) : 1.5HX2W, FULL SUN TO PART SHADE, PERIWINKLE BLUE FLOWERS BLOOM LATE SPRING INTO EARLY FALL, PREFERS COOL MOIST SOIL, IS TOLERANT OF DRY SOIL. ZONE: 4-9**  
 'CAT'S MEOW' - MORE REFINED UNIFORM THAN OTHER VARIETIES, SMALL DENSE PERIWINKLE PURPLE FLOWERS  
 'CAT'S PAJAMAS' - SMALL COMPACT, CONTINUOUS BLOOMS OF INDIGO BLUE FLOWERS  
 'KIT KAT' - DWARF CULTIVAR, CONTINUOUS BLOOM OF BLUE-PURPLE FLOWERS  
 'PERSIAN BLUE' - SMALL AND COMPACT TIDY FORM, PERIWINKLE BLUE FLOWERS  
 'WALKERS LOW' - SILVERY BLUE FOLIAGE ENGULFED IN STERILE BLUE FLOWERS
- PAPAYER (ORIENTAL POPPY) : 2.5HX2W, FULL SUN, LIGHT PINK OR BRIGHT ORANGE FLOWERS HAVE BLACK EYES, FLOWERS BLOOM EARLY TO MID SUMMER, DEER AND RABBIT RESISTANT, FOLIAGE BECOMES DORMANT BY LATE SUMMER. ZONE: 3-9**

-PENSTEMON (BEARDTONGUE) : 2HX1.5W, (N) FULL SUN, PURPLE FLOWERS BLOOM ON DEEP GREEN FOLIAGE THROUGHOUT THE SUMMER, DROUGHT TOLERANT. **ZONE: 4-9**

-PEROVSKIA (RUSSIAN SAGE) : 4HX3W, FULL SUN, LAVENDER BLUE OR VIOLET PURPLE FLOWERS BLOOM ON STIFF STEMS FROM MID SUMMER TO MID FALL, DROUGHT TOLERANT. **ZONE: 4-9**

-PHLOX PANICULATA (GARDEN PHLOX) : 2HX2W, FULL SUN, SHADES OF PINK, PURPLE, RED, BLUE OR WHITE FLOWERS BLOOM EARLY SUMMER TO EARLY FALL, MAY HAVE A SECOND BLOOM IN FALL, \*VARIES FROM VARIETY TO VARIETY\*, GREAT POLLINATOR ATTRACTION. **ZONE: 4-8**

'BUBBLEGUM PINK' - HOT PINK FLOWERS

'CORAL CREME DROP' - LIGHT CORAL-PINK FLOWERS

'COTTON CANDY' - PALE PINK ALMOST WHITE FLOWERS WITH PINK EYES

'GRAPE LOLLIPOP' - VIBRANT PURPLE FLOWERS WITH LIGHT PINK HIGHLIGHTS

'VOLCANO WHITE' - PURE WHITE FLOWERS, TOLERANT TO POWDERY MILDEW

-PLATYCODON (BALLOON FLOWER) : 2HX1W, FULL SUN TO PART SHADE, PURPLE-BLUE FLOWERS BLOOM THROUGH SUMMER, EXTENDED BLOOM PERIOD BY CLIPPING SPENT FLOWER HEADS, STEMS MAY BE STAKED FOR EXTRA SUPPORT AND TO HELP IT GROW TALLER THAN LISTED. **ZONE: 3-9**

-POLEMONIUM (JACOB'S LADDER) : 2HX2W, FULL SUN TO PART SHADE, BLUE FLOWERS BLOOM MID SPRING TO EARLY SUMMER, REQUIRES WELL DRAINED SOIL THAT DO NOT DRY OUT. **ZONE: 3-9**

-POLYGONATUM (SOLOMON'S SEAL) : 3HX1W, (DWARF VARIETY 1HX1W), PARTIAL SHADE TO FULL SHADE, GREENISH WHITE BELL SHAPED FLOWERS BLOOM MID SPRING ON SLIGHTLY ARCHING STEMS, BLUE-BLACK BERRIES FOLLOW FLOWERS IN FALL. **ZONE: 3-9**

-RUDBECKIA (BLACK-EYED SUSAN) : 3HX2W, (N) FULL SUN, YELLOW FLOWERS WITH BLACK EYES BLOOM EARLY SUMMER - EARLY FALL, FLOWERS ARE STARBURST SHAPED, TOLERATES MODERATE DROUGHT, CLIPPING SPENT FLOWER HEADS PROMOTES ADDITIONAL BLOOMS. **ZONE: 4-9**

'GOLDSTURM' - ONE OF MOST POPULAR VARIETIES, BRIGHT YELLOW FLOWERS

'LITTLE GOLDSTAR' - DWARF, COMPACT FORM, GOLDEN YELLOW FLOWERS

LACINIATA - CUTLEAF CONEFLOWER, SUNFLOWER LIKE STALKS WITH YELLOW PEDALS

-SALVIA (SAGE) : 2HX1.5W, FULL SUN, DEEP BLUE-PINK FLOWERS BLOOM LATE SPRING EARLY SUMMER, DEADHEAD SPENT FLOWERS TO PROMOTE FURTHER BLOOM, DROUGHT TOLERANT. **ZONE: 4-10**

-TIARELLA (FOAMY FLOWER) : 1HX2W, GROWS IN PART TO FULL SHADE, WHITE OR PINK FLOWERS BLOOM LATE SPRING, COUSINS TO CORAL-BELLS (LOOK VERY SIMILAR), DEER AND RABBIT RESISTANT. **ZONE: 3-8**

-VERONICA (SPEEDWELL) : 1HX .75W, GROWS IN FULL SUN, DEEP BLUE-PURPLE FLOWER SPIKES BLOOM THROUGH THE SUMMER, RABBIT AND DEER TOLERANT. **ZONE: 3-8**

PRICES STARTING AT\*:

#1	#2
\$12.99	\$15.99

\*NOT ALL VARIETIES ARE PRICED THE SAME, PRICES ARE AS MARKED\*

PLEASE CALL IF YOU DON'T SEE WHAT YOU ARE LOOKING FOR, WE MAY BE ABLE TO SOURCE IT FOR YOU

# Perennial Flower Colors and When They Typically Bloom

		Flower Color(s)	White	Pink	Red	Orange	Yellow	Green	Blue	Indigo	Violet
Bloom Time	Perennials										
Early to late spring	Helleborus	White	Pink	Red							Violet
	Pachysandra	White									
Mid to late spring	Amsonia								Blue		
	Aquilegia		Pink	Red					Blue	Indigo	Violet
	Brunnera								Blue		
	Dicentra	White	Pink								
	Galium	White									
	Iberis	White									
	Polygonatum	White						Green			
Mid spring to early summer	Wisteris									Indigo	Violet
	Polemonium								Blue	Indigo	
Late spring	Vinca								Blue	Indigo	Violet
	Iris	White					Yellow				Violet
	Tiarella	White	Pink								
Late spring early summer	Ajuga								Blue	Indigo	Violet
	Baptisia		Pink				Yellow		Blue		
	Digitalis	White	Pink								Violet
	Geranium		Pink						Blue		Violet
	Paeonia		Pink	Red							
	Salvia		Pink						Blue		Violet
Late spring through summer	Dianthus		Pink	Red							
	Lamium		Pink								Violet
Late spring to mid summer	Heucherella	White									
	Lupinus	White	Pink	Red			Yellow		Blue	Indigo	Violet
Late spring to early fall	Clematis								Blue	Indigo	Violet
	Nepeta								Blue	Indigo	Violet
Early to mid summer	Coreopsis						Yellow				
	Campsis			Red							
	Delphinium									Blue	
	Heuchera		Pink					Green	Blue		
	Leucanthemum	White					Yellow				
	Papaver		Pink		Orange						
	Penstemon										Violet
Early to late summer	Platycodon									Indigo	
	Campanula								Blue		
	Crocsmia			Red	Orange						
	Echinacea		Pink	Red	Orange						Violet
	Gaillardia			Red	Orange	Yellow					
	Hemerocallis			Red	Orange	Yellow					
Early summer to early fall	Lavandula									Indigo	Violet
	Veronica								Blue		Violet
	Achillea			Red	Orange	Yellow					
Mid to late summer	Rudbeckia					Yellow					
	Alcea		Pink	Red		Yellow					Violet
	Astilbe	White	Pink	Red							
	Hosta	White							Blue	Indigo	
Mid summer to early fall	Monarda		Pink	Red					Blue	Indigo	Violet
	Aster								Blue		Violet
	Lobelia	White	Pink	Red					Blue		
Summer to first frost	Phlox	White	Pink	Red					Blue	Indigo	Violet
	Hibiscus	White	Pink	Red					Blue	Indigo	Violet
	Perovskia								Blue	Indigo	Violet
Late summer to early fall	Liriope									Indigo	Violet
	Sedum		Pink	Red		Yellow					
Late summer to first frost	Anemone	White	Pink								
	Chelone	White	Pink								
	Cimicifuga	White									
	Gaura	White	Pink								
	Helenium					Yellow					
Never	Artemesia										
	Athyrium										
	Dryopteris										
	Matteuccias										
	Osmunda										
	Thelypteris										

## FERNS:

**\*CALL FOR PRICING AND AVAILABILITY\***

- ATHYRIUM (LADY FERN) : 3HX2W**, GROWS IN PART SHADE, NON-FLOWERING PERENNIALS, TOLERATES FULL SUN IF SOIL IS CONSTANTLY MOIST, LACY FOLIAGE IS USUALLY VIBRANT GREEN WITH SOME VARIETIES HAVING SILVER TINTS, EASILY GROWN. **ZONE: 3-8**
- DRYOPTERIS (WOOD FERN) : 3HX3W**, GROWS IN PART SHADE, NON-FLOWERING PERENNIAL, PREFERS RICH MOIST SOIL AND PROTECTION FROM WIND, RESISTANT TO RABBITS. **ZONE: 5-9**
- MATTEUCCIA (OSTRICH FERN) : 6HX8W, (N)** GROWS IN PART SHADE TO FULL SHADE, NON-FLOWERING PERENNIAL, BEST GROWN IN CONSISTENTLY WET, RICH SOILS, TOLERANT TO A VARIETY OF SOILS, DEER AND RABBIT RESISTANT. **ZONE: 3-7**
- OSMUNDA (ROYAL FERN) : 3HX3W, (N)** GROWS IN PART SHADE TO FULL SHADE, NON-FLOWERING PERENNIAL, GROWS BEST IN MOIST, RICH, ACIDIC SOILS. **ZONE: 3-10**
- POLYSTICHUM ACROSTICHOIDES (CHRISTMAS FERN) : 2HX2W, (N)** GROWS IN PART SHADE TO FULL SHADE, NON-FLOWERING, GROWS IN DRY AND MOIST SOILS. **ZONE: 3-9**
- THELYPTERIS (BEECH FERN/NEW YORK FERN) : 2HX1.5W, (N)** GROWS IN PART SHADE TO FULL SHADE, NON-FLOWERING PERENNIAL, PALE GREEN FOLIAGE OCCURS WHEN PLANTED IN SOIL THAT IS CONSTANTLY MOIST AND SLIGHTLY ACIDIC IN PART SHADE. **ZONE: 5-10**

## GROUND COVERS:

**\*CALL FOR PRICING AND AVAILABILITY\***

- AJUGA (COMMON BUGLE) : .5HX1W**, GROWS IN FULL SUN TO PART SHADE, BLUE TO VIOLET BLOOMS IN MID TO LATE SPRING, PRODUCES NATURALIZED GROUND COVER. **ZONE: 3-9**
- GERANIUM (CRANESBILL) : 1HX2W**, FULL SUN TO PART SHADE, DEPENDING ON THE VARIETY VIOLET-BLUE OR PURPLE-PINK FLOWERS BLOOM MID SPRING THROUGH SUMMER, REQUIRES MOIST WELL DRAINED SOIL (LIKE POTTING SOIL) TOLERANT TO RABBIT AND DEER. **ZONE: 3-9**
- LAMIUM (CREEPING LAMIUM) : 1.5HX2W**, GROWS IN PARTIAL SHADE TO FULL SHADE, VARIEGATED SILVER AND GREEN FOLIAGE, PURPLE OR LIGHT PINK FLOWERS EMERGE THROUGHOUT THE GROWING SEASON, TOUGH AND SHOWY GROUND COVER. **ZONE: 4-8**
- LIRIOPE (LILY TURF) : 2HX2W**, FULL SUN TO PART SHADE, PURPLE FLOWERS BLOOM LATE SUMMER INTO EARLY FALL, TURF LIKE GROWING HABIT MAKING GRASSY GROUND COVER. **ZONE: 4-10**
- PACHYSANDRA (PACHYSANDRA) : 1HX2W**, PART SHADE TO FULL SHADE, SMALL WHITE FLOWERS BLOOM MID SPRING, LEAF WHORLS FORM AT END OF STEMS, POPULAR COVERAGE. **ZONE: 3-9**
- PHLOX SUBULATA (CREEPING PHLOX) : 0.5HX2W**, FULL SUN, NATURALLY SPREADS HORIZONTALLY CREATING A BLANKET ALONG THE GROUND. PERFECT FOR ROCK GARDENS, DIFFICULT EDGES, FLOWER BOARDERS. SMALL STAR-SHAPED FLOWERS BLOOM MID-SPRING COVERING MUCH OF THE GREEN FOLIAGE. DEER AND SALT TOLERANT. **ZONE: 3-9**
  - 'CANDY STRIPE' - PINK FLOWERS WITH WHITE EDGES
  - 'DRUMMONDS PINK' - RICH ROSE PINK FLOWERS
  - 'EMERALD BLUE' - BRIGHT BLUE FLOWERS
  - 'EMERALD PINK' - HOT PINK FLOWERS
  - 'EYE CANDY' - LIGHT LAVENDER PURPLE FLOWERS
  - 'EYE CARAMBA' - PURPLE-PINK FLOWERS WITH RED EYE
  - 'MAGENTA SPRITE' - MAGENTA PURPLE FLOWERS
  - 'NORTH HILLS' - PURE WHITE FLOWERS WITH A DEEP PURPLE EYE
  - 'PINWHEELS' - VIOLET BLUE FLOWERS
  - 'PURPLE BEAUTY' - DARK LAVENDER PURPLE FLOWERS
  - 'RED WINGS' - VIBRANT CRIMSON RED FLOWERS
  - 'SNOWFLAKE' - SNOW WHITE FLOWERS
- VINCA (PERIWINKLE) : 1.5HX2W**, FULL SUN TO PART SHADE, SHADES OF PURPLE-BLUE FLOWERS BLOOM LATE SPRING TO EARLY SUMMER, ATTRACTIVE CREEPING GROUND COVER. **ZONE: 4-9**

## VINES:

\*CALL FOR PRICING AND AVAILABILITY\*

-**CAMPIS (TRUMPET VINE)** : 2.5HX2.5W, GROWS IN FULL SUN TO PART SHADE, VIBRANT RED FLOWERS BLOOM FROM DEEP RED BUDS EARLY TO MID SUMMER, STAKE FOR TALLER GROWTH THAN THE LISTED HEIGHT. **ZONE: 5-9**

-**CLEMATIS (CLEMATIS)** : 4HX4W, GROWS IN FULL SUN TO PART SHADE, FLOWERS BLOOM MID SUMMER INTO EARLY FALL, CAN BE TRAINED TO CLIMB STATIONARY STRUCTURES LIKE WALLS, TRELLISES, OR FENCES MAKING THE PLANT GROW TALLER THAN THE LISTED HEIGHT. **ZONE: 4-9**

'**DR. RUPPEL**' - PALE PINK FLOWERS WITH WHITE EDGES

'**ERNEST MARKHAM**' - LARGE VIVID MAGENTA FLOWERS

'**HENRY**' - PURE WHITE FLOWERS, DOUBLE BLOOM IN LATE SPRING AND MID SUMMER

'**JOLLY GOOD**' - LIGHT PURPLE FLOWERS WITH SOME MAGENTA UNDERTONES

'**PATRICIA ANN FRETWELL**' - RED AND LIGHT PINK DOUBLE FLOWERS

'**PINK MINK**' - PINK FLOWERS WITH LIGHT PINK EDGES

'**SPARKY BLUE**' - UNIQUE, PERIWINKLE BLUE FLOWERS

'**SWEET AUTUMN**' - SMALL PURE WHITE FLOWERS

'**SWEET SUMMER LOVE**' - BRIGHT CRANBERRY-VIOLET FLOWERS

'**TIE DYE**' - MARBLED PURPLE AND BLUE FLOWERS

'**VIVA POLONIA**' - LARGE RED FLOWERS WITH WHITE STAR CENTER

JACKMANII '**SUPERBA**' - DARK PURPLE FLOWERS

-**WISTERIA (AMERICAN WISTERIS VINE)** : 30HX8W, GROWS IN FULL SUN, LILAC PURPLE FLOWERS BLOOM MID TO LATE SPRING, REACHES FULL HEIGHT BY CLIMBING A STRUCTURE. **ZONE: 5-9**

## PEONIES:

\*CALL FOR PRICING AND AVAILABILITY\*

\*COLORS/SHADES MAY VARY FROM PLANT TO PLANT\*

-**PAEONIA (PEONY)** : 3HX3W, GROWS IN FULL SUN TO PART SHADE, LARGE ROSE SHAPED FLOWERS BLOOM LATE SPRING-EARLY SUMMER, BEST GROWTH WHEN EARLY GROWING SEASON IS MOIST, DEER AND RABBIT RESISTANT, EXCELLENT CUT FLOWERS. **ZONE: 3-8**

'**BOWL OF LOVE**' - RICH ROSE-PINK OUTSIDE WITH A SOFT YELLOW PINK CENTER, DELIGHTFULLY FRAGRANT, STRONG STEMS.

'**CELEBRITY**' - DOUBLE HOT PINK FLOWERS MIXED WITH WHITE PETALS

'**CORAL SUNSET**' - CORAL RED SEMI-DOUBLE FLOWERS

'**DO TELL**' - LIGHT SOFT PINK FLOWER OUTSIDE AND DENSE DEEP ROSE AND YELLOW CENTER, MILDLY FRAGRANT, RED-GREEN STEMS.

'**HONEY GOLD**' - LARGE CREAMY WHITE FLOWER OUTSIDE SURROUNDING GOLDEN YELLOW PETALOID CENTER.

'**KANSAS**' - WATERMELON RED DOUBLE BLOOMS, FLOWERS BLOOM ON EXCEPTIONAL STRONG STEMS.

'**KARL ROSENFELD**' - CHERRY-RED DOUBLE BLOOMS.

'**MADAME CALOT**' - DOUBLE FLOWERS ARE LIGHT PINK WITH CREAM WHITE TINTS THROUGHOUT, BLOOMS EARLIER THAN OTHER VARIETIES.

'**MADAME EMILE DEBATENE**' - DARK BRILLIANT PINK DOUBLE FLOWERS.

'**MANY HAPPY RETURNS**' - MEDIUM SIZED RICH CARDINAL RED FLOWERS, SLIGHTLY SCENTED, STRONG STEMS.

'**PEPPERMINT PATTI**' - VARIEGATED PETALS OF PURE WHITE, CREAMY YELLOW AND CRIMSON PINK, EARLIER BLOOM TIME THAN OTHER VARIETIES.

'**PETER BRAND**' - DARK RED TO HOT PINK FLOWERS, STRONG STEMS.

'**PINK HAWAIIAN CORAL**' - SEMI-DOUBLE, CORAL PINK BLOOMS, STRONG STEMS.

'**PRIMEVERE**' - YELLOWY WHITE DOUBLE BLOOM, MAY REQUIRE SUPPORT FOR STEMS.

'**PURPLE SPIDER**' - LARGE DOUBLE, FUCHSIA PURPLE FLOWERS WITH WHITE TIPS.

'**RED CHARM**' - FRAGRANT DOUBLE CRIMSON RED FLOWERS ON STRONG STEMS

'**SARAH BERNHARDT**' - ROSE PINK DOUBLE BLOOMS, DELIGHTFULLY FRAGRANT.

'**SHIRLEY TEMPLE**' - SOFT BLUSH PINK FLOWERS FADE TO IVORY WHITE AS THEY AGE, VERY FRAGRANT, STRONG STEMS THAT FLOWERS BLOOM ON.



## SEDUM:

**SEDUM (STONECROP) : 1HX1.5W,** GROWS IN FULL SUN, THIS SPECIES ARE SUCCULENTS MEANING THEY STORE WATER ALLOWING THE PLANT TO SURVIVE IN POOR SOILS AND THROUGH DROUGHT CONDITIONS. FLOWERS BLOOM LATE SUMMER TO EARLY FALL, FOLIAGE FORMS A MAT OVER THE GROUND.

- 'ANGELINA' - EVERGREEN PERENNIAL WITH BRILLIANT GOLD-YELLOW NEEDLE LIKE LEAVES, CLUSTERS OF SMALL YELLOW STAR FLOWERS. **ZONE: 5-9**
- 'ANGELINA'S TEACUP' - SIMILAR TO VARIETY 'ANGELINA', BRIGHT GOLD-YELLOW NEEDLE LIKE LEAVES, NO BLOOMS. **ZONE: 4-8**
- 'AUTUMN FIRE' - SIMILAR TO 'AUTUMN JOY', BRICK RED FALL COLOR. **ZONE: 3-9**
- 'AUTUMN JOY' - LARGER VARIETY, BRIGHT PINK FLOWERS ON LARGE HEADS WITH BRIGHT GREEN LEAVES. **ZONE: 3-9**
- 'BLUE SPRUCE' - EVERGREEN PERENNIAL WITH BLUE-GREEN NEEDLE LIKE LEAVES, PRODUCES CLUSTERS OF BRIGHT YELLOW STAR SHAPED FLOWERS. **ZONE: 4-9**
- 'DAZZLEBERRY' - COMPACT CLUMP OF BLUE-GRAY FOLIAGE, VIBRANT PINK FLOWERS, BLOOM EARLIER THAN MOST SEDUM VARIETIES. **ZONE: 3-9**
- 'FIRECRACKER' - LEAVES EMERGE MINT GREEN AND AGE TO BURGUNDY RED, WEED SUPPRESSING GROUND COVER, VIBRANT PINK FLOWERS. **ZONE: 4-9**
- 'FLAMMING CARPET' - COMBINATION OF SEDUM VARIETIES: 'ANGELINA', 'BLUE SPRUCE', AND 'VOODOO'. **ZONE: 5-8**
- 'FULDA GLOW' - ATTRACTIVE BRONZE-RED FOLIAGE, ROSY RED FLOWERS BLOOM ON SHORT STALKS ABOVE THE FOLIAGE. **ZONE: 3-9**
- 'LIME ZINGER' - BRIGHT LIME GREEN LEAVES WITH RUBY RED EDGES, HOT PINK FLOWERS. **ZONE: 4-9**
- 'MOJAVE JEWELS DIAMOND' - DEEP PURPLE FOLIAGE, ROSE-RED FLOWERS, STRONG UPRIGHT TEMS. **ZONE: 3-9**
- 'MOJAVE JEWELS RUBY' - DEEP PURPLE-BLACK LEAVES, BRIGHT RED FLOWERS. **ZONE: 3-9**
- 'NIGHT EMBERS' - UPRIGHT PURPLE BLACK FOLIAGE, MAUVE-PINK FLOWERS. **ZONE: 3-9**
- ROCK N GROW 'BOOGIE WOOGIE' - BRIGHT GREEN AND CREAM VARIEGATED LEAVES, BOLD YELLOW FLOWERS. **ZONE: 3-9**
- ROCK N GROW 'BUNDLE OF JOY' - FORM A LOW MOUND OF LIGHT GREEN LEAVES THAT ARE ENGULFED IN PURE WHITE FLOWERS. **ZONE: 3-9**
- ROCK N GROW 'LEMONJADE' - TALLER VARIETY, BEARS YELLOW FLOWERS THAT YIELD ROSY PEACH SEEDS. **ZONE: 3-9**
- ROCK N GROW 'POPSTAR' - BLUE GREEN FOLIAGE WITH SALMON PINK FLOWERS FORM A COMPACT DENSE MOUND. **ZONE: 3-9**
- 'ROCK N ROUND BRIGHT IDEA' - RED STEMS, DEEP GREEN LEAVES, BRIGHT YELLOW FLOWER CLUSTERS. **ZONE: 3-9**
- 'ROCK N ROUND BUNDLE OF JOY' - LIGHT GREEN LEAVES, PURE WHITE FLOWERS. **ZONE: 3-9**
- 'ROCKY' - VIGOROUS EVERGREEN VARIETY WITH BLUE-GREEN LEAVES AND CLUSTERS OF STAR SHAPED YELLOW FLOWERS. **ZONE: 3-11**
- SUNSPARKLER 'FIRE CRACKER' - FORMS A LOW COMPACT MOUND OF RED FOLIAGE, HOT PINK FLOWERS BLOOM IN CLUSTERS. **ZONE: 4-9**
- SUNSPARKLER 'LIME ZINGER' - SHORT COMPACT VARIETY WITH BRIGHT GREEN LEAVES HAVE RED EDGES, LARGE CLUSTERS OF PINK FLOWERS. **ZONE: 4-9**
- SUNSPARKLER 'WILDFIRE' - FAST GROWING GROUND COVER, CHERRY RED FOLIAGE WITH HOT PINK VARIEGATION, PINK FLOWERS. **ZONE: 4-9**
- 'VOODOO' - SEMI-EVERGREEN MAT FORMING PERENNIAL, GREEN AND DEEP RED LEAVES, CLUSTERS OF SMALL ROSE-PINK STARRY FLOWERS. **ZONE: 4-9**

\*CALL FOR PRICING AND AVAILABILITY\*

# ORNAMENTAL GRASSES

**-ANDROPOGON (BLUESTEM): 6HX3W, (N) FULL SUN, TOLERANT TO A WIDE RANGE OF SOIL CONDITIONS. GREY BLUE LEAVES EMERGE IN SPRING AND MATURE TO GREEN WITH REDDISH BRONZE TONES BY FALL, PRODUCE PURPLE FLOWER CLUSTERS IN LATE SUMMER. GREAT FOR EROSION CONTROL. ZONE: 4-9**

**VARIETIES:** 'BLACK HAWKS' & 'RED OCTOBER'

**-CALAMAGROSTIS (FEATHER REED GRASS) : 5HX2W, FULL SUN, GROWS WELL IN MEDIUM TO WET SOILS AND DENSE CLAY, UPRIGHT FLOWERING STALKS BLOOM PINKISH-PURPLE THROUGHOUT THE GROWING SEASON**

**'KARL FOERSTER'** - ONE OF THE MOST POPULAR FEATHER REED GRASS, BRIGHT GREEN NARROW LEAVES. **ZONE: 5-11**

**'OVERDAM'** - VARIEGATED FOLIAGE OF GREEN LEAVES WITH CREAMY WHITE MARGINS, MORE COMPACT SIZE THAN OTHER VARIETIES. **ZONE: 4-9**

**-CAREX (SEDGE) : 1HX2W, PART SHADE, SMALL BROWN FLOWERS APPEAR IN SPRING, GROW WELL IN MOIST SOILS, TOLERATE DRY SPELLS, DEER TOLERANT. ZONE: 3-9**

**EVERCOLOR 'EVEREST'** - DARK GREEN LEAVES WITH SILVERY WHITE EDGES

**EVERCOLOR 'EVERGOLD'** - CREAMY YELLOW LEAVES WITH DARK GREEN EDGES.

**EVERCOLOR 'EVERILLO'** - LIME GREEN TO GOLDEN YELLOW LEAVES

**'ICE DANCE'** - SEMI-EVERGREEN, SLOW GROWING SMALL MOUND OF DARK GREEN LEAVES WITH WHITE EDGES

**-ERIANTHUS (SILVER PLUME GRASS) : 10HX5W, FULL SUN TO PART SHADE, SILVER FLOWERS APPEAR LATE SUMMER EARLY FALL AND LASTS INTO THE WINTER, PREFERS DRY TO MEDIUM MOISTURE SOILS. ZONE: 4-10**

**-FESTUCA (BLUE FESCUE) : 1HX.5W, FULL SUN, LIGHT BROWN WITH GREEN AND PURPLE FLOWER STALKS EMERGE EARLY SUMMER, KNOWN FOR ITS EVERGREEN BLUE-GREEN FOLIAGE. ZONE: 4-8**

**VARIETIES:** 'BOULDER BLUE' & 'ELIJAH BLUE'

**-HAKONECHLOA (JAPANESE FOREST GRASS) : 1.5HX1.5W, PART SHADE, YELLOW-GREEN BLOOM MID SUMMER, BRIGHT YELLOW GREEN FOLIAGE FORM DENSE CASCADING MOUNDS. ZONE: 5-9**

**'ALL GOLD'** - VIGOROUS GROWER OF ALL GOLD YELLOW CASCADING LEAVES

**'AUREOLA'** - VARIEGATED YELLOW BLADES WITH GREEN STRIPES,

**'SUNFLARE'** - GOLDEN YELLOW LEAVES WITH DEEP CRIMSON-BURGUNDY TIPS

**-HELICTOTRICHON (BLUE OAT GRASS) : 3HX2.5W, FULL SUN, BLUE-BROWN FLOWERS BLOOM EARLY SUMMER MATURE TO A GOLDEN COLOR, BEST BLUE FOLIAGE COLOR OCCURS IN DRY SOIL. ZONE: 3-8**

**-LEYMUS (BOTTLEBRUSH GRASS) : 3HX1.5W, FULL SUN TO PART SHADE, UPRIGHT TUFTS WITH GREENISH-BROWN BRISTLY FLOWERS, MOST COMMON FEATURED ORNAMENTAL GRASS. ZONE: 4-10**

**-MISCANTHUS (EULALIA/MAIDEN GRASS) : FULL SUN TO PART SHADE, PREFERS MOIST SOIL, TOLERATES DROUGHT, FOUNTAIN APPEARANCE, BLOOM LATE SUMMER INTO EARLY WINTER, PROVIDES GOOD WINTER INTEREST. ZONE: 5-9**

**'ADAGIO'** - 4HX4W, PINK FLOWER MATURE TO WHITE.

**'ENCORE'** - 6.5HX4W, COPPER-PURPLE PLOOMS MATURE TO A TAN.

**'GRACILLIMUS'** - 7HX6W, COPPER FLOWERS MATURE SILVER.

**'LITTLE KITTEN'** - 3HX1W, LIGHT TAN FLOWER SPIKE JUST ABOVE THE LEAVES.

**'LITTLE ZEBRA'** - 4HX3W, WINE PURPLE FLOWERS FADE TO TAN, YELLOW AND GREEN STRIPED FOLIAGE LIKE A ZEBRA.

**'MORNING LIGHT'** - 6HX4W, TAN FLOWERS.

**'STRICTUS'** - 9HX6W, REDD-BROWN PLOOMS, SLIGHT VARIEGATED FOLIAGE. **ZONE: 4-9**

**'PURPURASCENSE'** - SUPERIOR RED FALL COLOR, CREAM WHIT PLOOMS

**'VARIEGATUS'** - 9HX5W, REDDISH BROWN FLOWERS, VARIEGATED FOLIAGE.

**'ZEBRINUS' (ZEBRA GRASS) - 8HX6W, PINK PLOOMS, YELLOW & GREEN BANDED FOLIAGE**

**-MUHLENBERGIA (MUHLY GRASS) : 5HX3W, FULL SUN, TOLERANT OF HEAT AND DROUGHT, PREFERS CONSISTENT MOISTURE, PINKISH RED BLOOMS ABOVE DARK GREEN FOLIAGE IN FALL. ZONE: 5-10**

**-PANICUM (SWITCH GRASS) : 5HX3W, (N) FULL SUN TO PART SHADE, TOLERATES DRY AND WET SOILS, REDDISH-PINK FLOWERS BLOOM MID SUMMER AND LAST INTO WINTER, FOLIAGE MADE UP OF GREEN AND RED THAT FADE TO A YELLOW TAN IN WINTER. ZONE: 4-9**

'APACHE ROSE' - GREY-GREEN LEAVES, ROSE PINK FLOWER PLOOMS

'CAPE BREEZE' - REMAINS VIBRANT GREEN UNTIL HALLOWEEN.

'CHEYENNE SKY' - BLUE GREEN LEAVES WITH WINE RED TIPS, PURPLE FLOWER PANICLES

'DALLAS BLUE' - BLUE 3/4 INCH WIDE LEAVES, PINK COLORED SEED HEADS.

'HEAVY METAL' - METALLIC BLUE FOLIAGE, TURNS YELLOW IN FALL AND FADES TO TAN

'NIAGARA FALLS' - (N) SIMILAR TO MISCANTHUS GRASS, POWDERY BLUE LEAVES

'SHENANDOAH' - FOLIAGE EMERGES BLUE-GREEN AND MATURES TO BURGUNDY RED

'TOTEM POLE' - GREY-GREEN LEAVES, GOLDEN SEED PANICLES

**-PENNISETUM (FOUNTAIN GRASS) : 2HX2W, FULL SUN TO PARTIAL SHADE, PREFERS MOIST SOILS, DROUGHT TOLERANT, SILVERY WHITE-PINK FLOWERS BLOOM LATE SUMMER EARLY FALL, FLOWERS SPIKE OUT OF FOLIAGE LIKE THE SPRAY OF A FOUNTAIN. ZONE: 5-9**

'BURGUNDY BUNNY' - DENSE CLUMP OF BRIGHT GREEN LEAVES MATURE RED

'HAMELN' - DENSE CLUMP OF BRIGHT GREEN LEAVES TURN GOLDEN YELLOW IN FALL

'JAMBALAYA' - STERILE (DOES NOT REPRODUCE)

'LEMON SQUEEZE' - GOLDEN GREEN LEAVES, COPPER GOLD PLOOMS

'LITTLE BUNNY' - DWARF FOUNTAIN GRASS, DARK GREEN FOLIAGE, GOLDEN FALL COLOR

'PIGLET' - DWARF VARIETY, DEEP GREEN LEAVES, GOLDEN-TAN FALL COLOR

'RED HEAD' - DEEP GREEN LEAVES TURN GOLD IN FALL AND FADE TAN BY WINTER, PRODUCES SHOWY SMOKY-RED FLOWERS

**-SCHIZACHYRIUM (LITTLE BLUESTEM) : 4HX2W, (N) FULL SUN, PREFERS DRIER SOILS, PURPLE BRONZE FLOWERS BLOOM LATE SUMMER THROUGH EARLY WINTER, WIDE BLUE GREEN LEAVES WITH RED TINTED TIPS. ZONE: 4-10**

VARIETY: 'STANDING OVATION' & 'TWILIGHT ZONE'

**-SORGHASTRUM (INDIAN GRASS) : 5HX2W, FULL SUN, TOLERANT OF A WIDE RANGE OF SOIL CONDITIONS, LIGHT BROWN AND YELLOW FLOWERS BLOOM FALL INTO EARLY WINTER, BLUE GREEN FOLIAGE TURNS HINTS OF YELLOW-ORANGE IN FALL WHICH REMAINS THROUGH WINTER. ZONE: 2-9**

PRICES STARTING AT\*:

#1	#2	#3
\$16.50	\$26.75	\$31.25

\*NOT ALL VARIETIES ARE PRICED THE SAME, PRICES ARE AS MARKED.

## Ornamental Grass Bloom Time and Color

Bloom Time	Ornamental Grass	Bloom Color
Spring to mid summer	Carex	Brown
Early summer	Helictotricon	Blue-brown
Early summer through winter	Calamagrostis	Pink-purple
Mid to late summer	Festuca	Light brown
	Hakonechloa	Yellow-green
Mid summer through fall	Cymbopogon	Pink-brown
Mid summer through winter	Panicum	Red-pink
Fall	Erianthus	Silvery
	Pennisetum	Whiteish
	Leymus	Green matures to brown
	Muhlenbergia	Pink-red
Fall through winter	Andropogon	Purple-red
	Cortaderia	Silver-white
	Miscanthus	Copper-silver, Light pink, Wine purple-tan, Tan, Red-brown
	Schizachyrium	Purple-bronze with white seed heads
	Sorghastrum	Light yellow-brown
	Never	Imperata

# HARDGOODS

## 2023 PRICING

### BULK MATERIALS

MULCH (PER YARD):		DECORATIVE STONE (PER YARD):	
SINGLE GROUND PINE	\$29	GREY ROUNDSTONE (PEA, #1, #2, #3)	\$44
BLACK CHERRY	\$34	PINK ROUNDSTONE (PEA, #1, #2, #3)	\$49
DOUBLE GROUND HARDWOOD	\$33	OVERSIZED ROUNDSTONE	\$65
CERTIFIED PLAYGROUND	\$50	MAGENTA	\$102
BLACK DIAMOND HDWD OR PINE	\$37	BRICK CHIPS	\$145
RED OCHRE HARDWOOD	\$40	ST LAWRENCE RIVER GRANITE(#1-2, #3)	\$89
SADDLEBROWN HDWD OR PINE	\$37		
UTILITY STONE (PER YARD):		SOILS & SANDS (PER YARD):	
WASHED CRUSH (1A, #1, #2)	\$35	SCREENED TOPSOIL	\$37
DRIVEWAY MIX (#1 -> STONEDUST)	\$35	SCREENED COMPOST	\$37
RUNNER CRUSH (#2 -> STONEDUST)	\$35	BRICK SAND (PAVER SETTING BED)	\$42
STONEDUST	\$37	MASON SAND (FINE PARTICLE)	\$42

\*PRODUCTS ARE SUBJECT TO AVAILABILITY. WHILE WE STRIVE TO KEEP ALL BULK MATERIALS IN STOCK, SEASONAL DEMANDS AND SUPPLY CAN AFFECT AVAILABILITY ON THESE ITEMS. WE RESERVE THE RIGHT TO CHANGE PRICES WITHOUT NOTICE.

### BAGGED PRODUCTS

- MULCH
  - CEDAR
  - DECO PINE NUGGETS
  - PINE BARK MINI-NUGGETS
  - PINE BARK NUGGETS
- SOILS
  - COMPOST
  - HUMUS
  - MANURE
  - PEAT MOSS
- PLANT HEALTH
  - FERTILIZERS
  - FUNGICIDES
  - INSECTICIDES
  - REPELLENTS (DEER, RABBIT, MOLE)
- PREMIUM HARDWOOD
- BLACK DIAMOND
- RED OCHRE
- SADDLEBROWN
- PLANTING MIX
- POTTING SOIL
- PRO MIX
- TOPSOIL (40LBS)

### LANDSCAPE MATERIALS

- BALE OF STRAW	\$6.99	- SOD/FABRIC STAPLES	\$0.10EA
- BURPLAP (4' OR 6' ROLL)	\$3.50/YD	- TREE GUARDS	
- COCOA LINER	\$2.50/FT	- 3 FOOT	\$6.99
- LANDSCAPE EDGING		- 4 FOOT	\$7.99
- THRIFTY	\$16.99	- TYPAR/LANDSCAPE FABRIC	
- PROFESSIONAL	\$19.99	- 3'X50'	\$25-
- SOD (2' X 5')	\$5.00/ROLL	- 3'X100'	\$45-
		- 4'X300'	\$160-
		- 6'X300'	\$249-

## BOULDERS

SIZE	GREY ROUND	PINK ROUND	SANDSTONE	LIMESTONE
<12"	\$3.00	\$6.00	\$6.00	-
12"	\$6.00	\$12.00	\$12.00	-
18"	\$30.00	\$32.00	\$36.00	-
2'	\$50.00	\$60.00	\$100.00	\$50.00
2.5-3'	\$150.00	\$200.00	\$250.00	\$100.00
3.5-4'	\$200.00	\$250.00	\$300.00	\$150.00
4.5-5'	\$250.00	\$300.00	\$400.00	\$200.00
5'	\$300.00	\$350.00	\$450.00	\$250.00

-PRICES FOR STONES 18" AND LESS ARE "YOU-PICK". IF A MACHINE, OR ASSISTANCE IS REQUIRED TO LOAD, PRICING STARTS AT THE 2' SIZE.

-DELIVERY IS AN ADDITIONAL COST, DEPENDENT ON SIZE, QUANTITY, AND PLACEMENT/DROP-OFF REQUIREMENTS.

## MULCH, STONE & TOPSOIL CALCULATIONS

APPROXIMATE CUBIC YARDS NEEDED TO COVER SPECIFIC SQUARE FOOTAGE AT SPECIFIC DEPTH. REMEMBER, WHEN UTILIZING CHART FOR TOPSOIL, ADD APPROXIMATELY 30% FOR COMPACTION/SETTLING.

	1"	2"	3"	4"	5"	6"	7"	8"	9"	10"
100	0.50	0.75	1.00	1.25	1.5	2.00	2.25	2.5	2.75	3.00
150	0.50	1.00	1.5	2.00	2.5	2.75	3.25	3.75	4.25	4.75
200	0.75	1.25	2.00	2.50	3.00	3.75	4.50	5.00	5.50	6.25
250	0.75	1.50	2.50	3.00	4.00	4.75	5.50	6.25	7.00	7.75
300	1.00	2.00	2.75	3.75	4.75	5.50	6.50	7.50	8.50	9.25
350	1.00	2.25	3.25	4.50	5.50	6.50	7.75	8.75	9.75	11.0
400	1.25	2.50	3.75	5.00	6.25	7.50	8.75	10.0	11.25	12.5
450	1.50	3.00	4.25	5.75	7.00	8.50	9.75	11.25	12.5	14.0
500	1.50	3.00	4.75	6.25	7.75	9.25	10.75	12.50	14.0	15.5
600	2.00	3.75	5.75	7.50	9.25	11.75	13.0	15.0	16.75	18.5
700	2.25	4.50	6.50	8.75	11.0	13.0	15.25	17.25	19.5	21.75
800	2.50	5.00	7.50	10.0	12.5	15.0	17.5	20.0	22.2	24.75
900	3.00	5.75	8.50	11.25	14.0	16.75	19.5	22.25	25.0	28.0
1000	3.25	6.25	9.50	12.5	15.5	18.5	21.75	24.75	28.0	31.0

### WEIGHTS & MEASURES

- 1 CUBIC YARD OF MATERIAL WILL COVER APPROXIMATELY 100SQ. FT. AT 2-3" DEEP
- SOIL PRODUCTS WILL SETTLE 20-30% AFTER INSTALLATION
- MECHANICAL COMPACTION WILL REDUCE RUNNER CRUSH DEPTH BY 20-30%
- 27 CUBIC FEET PER CUBIC YARD
- AVERAGE WHEELBARROW HOLDS 6 CUBIC FEET
- 1 CUBIC YARD OF MULCH WEIGHS APPROXIMATELY 600-800LBS
- 1 CUBIC YARD OF STONE, SAND OR SOIL WEIGHS APPROXIMATELY 2,500LBS(1.25 TONS)

# PLANT LISTS

## DEER RESISTANT TREES & SHRUBS

ACER RUBRUM	DAPHNE	PICEA ABIES
AMELANCHIER	DEUTZIA	PICEA GLAUCA COMPACTA
ARONIA	FAGUS SYLVATICA	PICEA PUNGENS
BETULA	FORSYTHIA	PIERIS JAPONICA
BUDDLEIA SP	HAMAMELIS	PINUS NIGRA
BUXUS SEMPERVIRENS	HIBISCUS SYRIACUS	PINUS SYLVESTRIS
CARAGANA	HYPERICUM	POTENTILLA
CARYOPTERIS	ILEX GLABRA	RHUS AROMATICA
CHAMAECYPARIS	ITEA VIRGINICA	SAMBUCUS NIGRA
CLETHRA	JUNIPERUS CHINENSIS	SPIRAEA
CORNUS FLORIDA	LONICERA CLAVEYS	SYRINGA VULGARIS
CORNUS KOUSA	LIGUSTRUM	VIBURNUM
COTONEASTER DAMMERI	MYRICA	WEIGELA FLORIDA
COTINUS COGGYGRIA	MICROBIOTA DECUSSATA	YUCCA
CRATAEGUS	PHILADELPHUS	

## DEER RESISTANT PERENNIALS AND GRASSES

ACHILLEA	DIGITALIS PURPUREA	NEPETA
AJUGA REPTANS	ECHINACEA	PACHYSANDRA TERMINALIS
AMSONIA	FESTUCA	PAEONIA
ANDROPOGON	GERANIUM	PAPAVER
ANEMONE	HAKONECHLOA	PENSTEMON
AQUILEGIA	HEUCHERA	PEROVSKIA
ARTEMISIA	HELENIUM	PHLOX
ASTILBE	HELICTOTRICON	POLEMONIUM CAERULEUM
BAPTISIA	HIBISCUS	RUDBECKIA
BRUNNERA	IBERIS	SALVIA
CAREX	IRIS	SCHIZACHYRIUM
CHELONE	LAMIUM	SEDUM
CLEMATIS	LAVANDULA	TIARELLA
COREOPSIS	LEUCANTHEMUM	VERONICA
DELPHINIUM	LIRIOPE	VINCA MINOR
DIANTHUS	LOBELIA	WISTERIA
DICENTRA	MONARDA DIDYAMA	

## FALL DIG HAZARDS

CERTAIN TREES HAVE A HIGH RISK OF FAILURE WHEN DUG IN THE FALL. ASPINALL'S TREE NURSERY ADVISES AGAINST FALL DIGGING OF THESE TREES;

ACER BUERGERIANUM	LIRIODENDRON VARIETIES
ACER RUBRUM AND CULTIVARS	MAGNOLIA VARIETIES
BETULA VARIETIES	MALUS...IN LEAF
CARPINUS VARIETIES	PLATANUS VARIETIES
CELTIS VARIETIES	PRUNUS...ALL STONE FRUITS
CERCIDIPHYLLUM	PYRUS VARIETIES
CORNUS FLORIDA	QUERCUS...ALL EXCEPT QUERCUS PALUSTRIS
CORNUS KOUSA	SALIX WEEPING VARIETIES
CRATAEGUS	SORBUS VARIETIES
FAGUS VARIETIES	TILIA TOMENTOSA
KOELREUTERIA PANICULATA	ULMUS VARIETIES
LIQUIDAMBAR VARIETIES	ZELKOVA VARIETIES

## MOIST TO WET SOIL TOLERANT TREES AND SHRUBS

### SHRUBS

ARONIA  
CEPHALANTHUS OCCIDENTALIS  
CLETHRA ALNIFOLIA  
CORNUS VARIETIES  
HAMAMELIS  
HYPERICUM  
ILEX GLABRA  
ILEX VERTICILLATA  
ITEA VIRGINICA  
MAGNOLIA VIRGINIANA  
SALIX VARIETIES  
SAMBUCUS CANADENSIS  
VACCINIUM CORYMBOSUM  
VIBURNUM DENTATUM  
VIBURNUM TRILOBUM

### TREES

ACER RUBRUM  
AESCLUSUS GLABRA  
AMELANCIER VARIETIES  
BETULA NIGRA  
CARPINUS CAROLINIANA  
GLEDITSIA TRIACANTHOS INERMIS  
GYMNOCLADUS DIOICUS  
LARIX LARICINA  
LIRIODENDRON TULIPIFERA  
METASEQUOIA GLYPTOSTROBOIDES  
QUERCUS BICOLOR  
QUERCUS PALUSTRIS  
SALIX VARIETIES  
TAXODIUM DISTICHUM  
ULMUS AMERICANA

## MOIST TO WET SOIL TOLERANT PERENNIALS AND GRASSES

AJUGA  
ASTILBE  
ATHYRIUM  
CAREX  
HAKONECHLOA M. 'AUREOLA'  
HEMEROCALLIS  
HIBISCUS

HOSTA  
IRIS  
LOBELIA  
MATTEUCCIA  
MISCANTHUS SINENSIS  
OSMUNDA

## SHADE TO PART SHADE TOLERANT TREES AND SHRUBS

### SHRUBS

ARONIA  
CLETHRA ALNIFOLIA  
CORNUS RACEMOSA  
CORNUS SERICEA  
HAMAMELIS QUERCIFOLIA  
HYDRANGEA  
ILEX OPACA  
ITEA VIRGINICA  
LIGUSTRYM VARIETIES  
LONICERA  
PIERIS  
RHODODENDRON  
TAXUS  
THUJA OCCIDENTALIS  
VIBURNUM VARIETIES

### TREES

ACER CAMPESTRE  
ACER PALMATUM VAR. DISSECTUM  
AMELANCHIER VARIETIES  
CERCIS CANADENSIS  
CORNUS FLORIDA  
OSTRYA VIRGINIANA  
PICEA ABIES  
TSUGA VARIETIES

## SHADE TO PART SHADE TOLERANT PERENNIALS

AJUGA  
AMSONIA  
ANEMONE  
AQUILEGIA  
ASTILBE  
ATHYRIUM  
BRUNNERA MACROPHYLLA  
CAMPANULA  
CAREX  
CHELONE LYONII  
CIMICIFUGA

CLEMATIS  
DICENTRA  
DIGITALIS  
DRYOPERTIS  
GALIUM  
HELLOBORUS  
HEUCHERA  
HOSTA  
LAMIUM  
LIRIOPE  
LOBELIA

MATTEUCCIA  
MONARDA  
OSMUNDA  
PACHYSANDRA  
PHLOX DIVARICATA  
PLATYCODON  
POLEMONIUM  
POLYGONATUM  
THELYPTERIS  
TIARELLA  
VINCA



## SOIL SALT TOLERANT TREES AND SHRUBS

\* DENOTES TOLERANCE OF BOTH SALT IN SOIL AND AERIAL SALT

### SHRUBS

ARONIA ARBUTIFOLIA \*  
CLETHRA ALNIFOLIA \*  
COTONEASTER VARIETIES  
EUONYMUS FORTUNEI VARIETIES  
ILEX VERTICILLATA \*  
JUNIPERUS VIRGINIANA  
MAGNOLIA VIRGINIANA  
POTENTILLA FRUITICOSA \*  
PHYSOCARPUS OPULIFOLIUS \*  
RHUS VARIETIES \*  
ROSA RUGOSA \*  
SAMBUCUS CANADENSIS  
SPIRAEA X 'VANHOUTTEI' \*  
YUCCA FILAMENTOSA  
VIBURNUM DENTATUM \*

### TREES

AESCULUS HIPPOCASTANUM \*  
CARAGANA ARBORESCENS \*  
CATALPA VARIETIES \*  
CELTIS OCCIDENTALIS  
GINKGO BILOBA \*  
GLEDITSIA TRIACANTHOS \*  
GYMNOCLADUS DIOICUS \*  
JUNIPERUS VIRGINIANA \*  
LIQUIDAMBER STYRACIFLUA \*  
PLATANUS ACERIFOLIA  
PYRUS CALL. 'CLEVELAND SELECT' \*  
QUERCUS ALBA  
QUERCUS BICOLOR  
QUERCUS MACROCARPA \*  
QUERCUS RUBRA  
SYRINGA RETICULATA \*  
TAXODIUM DISTICHUM \*

## SOIL SALT TOLERANT PERENNIALS AND GRASSES

DIANTHUS  
HEMEROCALILIS  
CALAMAGROSTIS 'KARL FOERSTER'  
LIRIOPE SPICATA  
MISCANTHUS SINENSIS  
PANICUM VIRGATUM  
SCHIZACHYRIUM SCOPARIUM

## AERIAL SALT TOLERANT TREES AND SHRUBS

\* DENOTES TOLERANCE OF BOTH SALT IN SOIL AND AERIAL SALT

### SHRUBS

ARONIA ARBUTIFOLIA \*  
CLETHRA ALNIFOLIA \*  
CORNUS ALBA  
CORNUS SERICEA  
COTONEASTER HORIZONTALIS  
EUONYMUS ALATUS  
HAMAMELIS VARIETIES  
HIBISCUS SYRIACUS  
HYDRANGEA VARIETIES  
ILEX GLABRA  
ILEX VERTICILLATA  
JUNIPERUS HORIZONTALIS  
LONICERA VARIETIES  
MAGNOLIA VARIETIES  
PHILADELPHUS VARIETIES  
PHYSOCARPUS OPULIFOLIUS \*  
POTENTILLA FRUITICOSA \*  
ROSA RUGOSA \*  
RHUS VARIETIES \*  
SPIRAEA JAPONICA  
SPIRAEA X 'VANHOUTTEI' \*  
VACCINIUM CORYMBOSUM  
VIBURNUM DENTATUM \*

### TREES

ACER PLATANOIDES  
AESCULUS GLABRA  
AESCULUS HIPPOCASTANUM \*  
AMELANCHIER VARIETIES  
CARAGANA ARBORESCENS  
CATALPA VARIETIES \*  
CRATAEGUS VARIETIES  
GINKGO BILOBA \*  
GLEDITSIA TRIACANTHOS \*  
GYMNOCLADUS DIOICUS \*  
JUNIPERUS VIRGINIANA \*  
LARIX LARICINA  
LIQUIDAMBER STYRACIFLUA  
PINUS NIGRA  
PICEA PUNGENS  
PYRUS CALL. 'CLEVELAND SELECT' \*  
QUERCUS MACROCARPA  
QUERCUS MUEHLENBERGII  
QUERCUS ROBUR  
SYRINGA RETICULATA \*  
TAXODIUM DISTICHUM \*

## **BLACK WALNUT TOLERANT TREES**

ACER PALMATUM  
ACER RUBRUM  
ACER SACCHARUM  
AESCULUS GLABRA  
AMELANCHIER SPP.  
BETULA NIGRA  
CARPINUS CAROLINIANA  
CERCIS CANADENSIS  
CHIONANTHUS SPP.  
CORNUS FLORIDA  
CRATAEGUS SPP.  
FAGUS GRANDIFLORA  
GLEDITSIA TRIACANTHOS  
HAMAMELIS SPP.  
JUNIPERUS CHINENSIS  
JUNIPERUS COMMUNIS  
JUNIPERUS VIRGINIANA  
LIRIODENDRON TULIPFERA  
PLATANUS OCCIDENTALIS  
PRUNUS AMERICANA  
QUERCUS ALBA  
QUERCUS COCCINEA  
QUERCUS RUBRA  
SALIX SPP.  
THUJA SPP.  
TSUGA CANADENSIS  
ULMUS AMERICANA

## **BLACK WALNUT TOLERANT SHRUBS**

CHIONANTHUS VIRGINICUS  
CORNUS ALTERNIFOLIA  
FORSYTHIA SPP.  
HIBISCUS SYRIACUS  
HYDRANGEA ARBORESCENS  
HYPERICUM PROLIFICUM  
JUNIPERUS SPP.  
PHILADELPHUS SPP.  
PHYSOCARPUS OPULIFOLIUS  
RHODODENDRON HYBRIDS  
RHUS AROMATICA  
ROSA SPP.  
RUBUS OCCIDENTALIS  
SAMBUCUS SPP.  
VIBURNUM ACERIFOLIUM  
VIBURNUM CARLESII  
VIBURNUM DENTATUM  
VIBURNUM PRUNIFOLIUM  
YUCCA SPP.



# NURSERY MAP

- 1—B&B DECIDUOUS TREES
- 2—CRABAPPLE TREES
- 3—POTTED DECIDUOUS TREES
- 4—PATIO DISPLAY AREA
- 5—BOXWOOD
- 6—POTTED EVERGREEN SHRUBS
- 7— B&B EVERGREEN SHRUBS
- 8—B&B ARBORVITAE
- 9—POTTED SHRUBS
- 10—POTTED SPIREA
- 11— MISC. B&B SHRUBS
- 12—POTTED ROSE BUSHES
- 13—B&B UPRIGHT JUNIPER
- 14—MISC. SMALL EVERGREEN
- 15—B&B RIVER BIRCH
- 16—POTTED FRUIT TREES
- 17—B&B FAT ALBERT SPRUCE
- 18—MISC. POTTED TREES
- 19—MISSOURI GRAVEL BED
- 20—MISC. B&B TREES
- 21—MISC. B&B EVERGREEN

- 22—B&B NORWAY SPRUCE
- 23—POTTED HYDRANGEA SHRUB & TREES
- 24—SHADE PERENNIALS
- 25—B&B PINE & HEMLOCK TREES
- 26—ORNAMENTAL B&B EVERGREEN TREES
- 27—POTTED DOGWOOD & VIBURNUM
- 28—SUN PERENNIALS
- 29—REHAB/POTTING AREA
- 30—SOLD SECTION
- 31—MUM GROWING BLOCK
- 32—COMPOST DUMPING





Rt. 5 / East Genesee St.

# 2023 DELIVERY & PLANTING

ZIP	CITY	RATE	ZIP	CITY	RATE
13021	AUBURN	\$190.00	13159	TULLY	\$165.00
13027	BALDWINSVILLE	\$155.00	13164	WARNERS - SYRACUSE	\$155.00
13029	BREWERTON	\$155.00	13202	SYRACUSE	\$90.00
13030	BRIDGEPORT	\$65.00	13203	SYRACUSE	\$90.00
13031	CAMILLUS - SYRACUSE	\$180.00	13204	SYRACUSE	\$90.00
13032	CANASTOTA	\$60.00	13205	SYRACUSE	\$90.00
13035	CAZENOVIA	\$65.00	13206	SYRACUSE	\$90.00
13036	CENTRAL SQUARE	\$180.00	13207	SYRACUSE	\$90.00
13037	CHITTENANGO	\$40.00	13208	SYRACUSE	\$90.00
13039	CICERO	\$90.00	13209	SYRACUSE - SOLVAY	\$105.00
13041	CLAY	\$90.00	13210	SYRACUSE	\$90.00
13042	CLEVELAND	\$155.00	13211	SYRACUSE - MATTYDALE	\$90.00
13052	DERUYTER	\$145.00	13212	NORTH SYRACUSE - SYR	\$90.00
13054	VERONA BEACH	\$145.00	13214	DEWITT - SYRACUSE	\$65.00
13057	EAST SYRACUSE	\$60.00	13215	SYRACUSE - ONONDAGA	\$155.00
13061	ERIEVILLE	\$130.00	13219	FAIRMOUNT/WESTVALE	\$120.00
13063	FABIUS	\$130.00	13224	SYRACUSE	\$90.00
13066	FAYETTEVILLE	\$45.00	13225	SYRACUSE	\$90.00
13077	HOMER	\$155.00	13244	SYRACUSE	\$90.00
13078	JAMESVILLE	\$65.00	13250	SYRACUSE	\$90.00
13082	KIRKVILLE	\$50.00	13251	SYRACUSE	\$80.00
13084	LAFAYETTE	\$155.00	13252	SYRACUSE	\$90.00
13088/9	LIVERPOOL	\$90.00	13290	SYRACUSE	\$90.00
13104	MANLIUS	\$55.00	13323	CLINTON	\$130.00
13108	MARCELLUS - SYRACUSE	\$155.00	13334	EATON	\$155.00
13116	MINOA	\$50.00	13346	HAMILTON	\$180.00
13120	NEDROW - SYRACUSE	\$90.00	13408	MORRISVILLE	\$130.00
13122	NEW WOODSTOCK	\$155.00	13421	ONEIDA	\$75.00
13126	OSWEGO	\$215.00	13461	SHERRILL	\$130.00
13138	POMPEY	\$70.00	13476	VERNON	\$115.00
13152	SKANEATELES	\$190.00	13478	VERONA	\$130.00
13157	SYLVAN BEACH	\$155.00	13501/2	UTICA	\$190.00

**ALL DELIVERIES MUST BE PAID IN-FULL, PRIOR TO LOADING.  
DELIVERIES ARE SCHEDULED MONDAY - FRIDAY, WITH PRIOR DAY NOTICE  
DELIVERY PRICING IS SUBJECT TO CHANGE WITHOUT NOTICE**

## CAPACITY FOR STANDARD DELIVERY:

UP TO 20 YARDS OF MULCH

UP TO 9 YARDS OF TOPSOIL, STONE, OR SAND

**ADDITIONAL DELIVERY OPTIONS:** (RATES ARE NOT FIXED, AND WILL BE ADJUSTED ACCORDING TO MATERIAL, LABOR AND/OR EQUIPMENT REQUIRED FOR ACTUAL DELIVERY)

**SPLIT-BOX:** (MAX 2.5 YDS STONE OR 4 YARDS MULCH PER SIDE, TO **ONE** (1) ADDRESS) +\$10

**TAILGATING:** (RUN PRODUCT OUT ALONG DRIVEWAY) +\$10

**10-WHEELER:** (UP TO 30 YARDS OF MULCH, OR 16 YARDS OF STONE) 2X BASE RATE

## PLANTING INSTALLATION COSTS:

PLANTING FEE IS EQUAL TO THE RETAIL PRICE OF THE PLANT