



Rose Ramblings



Patron Member of the American Rose Society

What's Inside?

- [Program for November.....1](#)
- [Silent Auction.....2](#)
- [President's Message.....3](#)
- [SDRS Holiday Party.....4](#)
- [BE-Attitudes from Ruth.....5](#)
- [Fertilizer Order Form.....7](#)
- ['Save the Roses!' Auction.....8](#)
- [Puzzled by Cane Disease?....9](#)
- [November Rose Care.....11](#)
- [Austin Shrubs.....13](#)
- [It's Raining Roses!.....18](#)
- [Notes for Novices.....21](#)
- [Rose ID Game.....23](#)
- [Membership Update.....24](#)
- [Why Join a Rose Society?...25](#)
- [Membership Form.....26](#)
- [John Lester Addendum... ..27](#)
- [Thoughts & Prayers.....27](#)
- [Calendar/Websites.....28](#)
- [Consulting Rosarians.....29](#)
- [Rose Suppliers.....30](#)
- [Photo Credits.....31](#)

Monthly Program for November Come Meet Our 'Fertilizer Queen', Ruth Tiffany!

By Kathy Hunyor, VP Programs, jkhunyor@san.rr.com

Come enjoy our program presented this month on **November 15, 2021 at 7:30 p.m.** Our presenter will be **Ruth Tiffany**, a Master Rosarian and someone who has been growing amazing roses for decades. Part of the secret to her success is the use of very effective fertilizers and amendments. Roses need water and sun, but they also need fertile soil and nutrients to thrive. During this program, Ruth will share the calendar she uses to add fertilizers which she has developed over many years. Ruth is also the person who has worked with various suppliers of great products and has secured an exclusive agreement, just for SDRS members, enabling us to get a fantastic discount on these products each year. She is an enthusiastic speaker and lover of roses. Don't miss her humorous, animated and informative talk.



Be sure to look at the various fertilizers available for our sale on page 7 and place your order soon. **Deadline for ordering is January 5, 2022.**

The meeting will also include a raffle, a T-shirt sale, introductions, and an update on rose society news. A new feature at our monthly meetings will be a silent auction of five or more own-root roses facilitated by Bill Ornelas. (See page 2 for more information.)

The meeting will start at 7:30 p.m. in Casa del Prado's room 101 in Balboa Park.

Pre-meeting Rose Care Program with Q&A

From 7:00—7:30 p.m. Gary Bulman, Master Rosarian, will be presenting a short program in the Consulting Rosarian Corner about successfully growing roses. His program will be followed by a question and answer period to offer attendees a chance to have individual questions explored and solutions offered.

Directions to Casa del Prado, Room 101: The Casa del Prado building is immediately west of the Natural History Museum. Entrances to the Casa del Prado lead to an inner court. The rooms are accessible from the court. Room 101 is downstairs on the east end of the court.

Balboa Park requires that masks be worn inside all buildings regardless of vaccination status. So masks must be worn for this SDRS monthly meeting in room 101. To further protect our members there will be no coffee service. There will be water bottles available. Hand sanitizer will be available.


Another Great Silent Auction This Month!

By Bill Ornelas, bornelas1945@att.net

Prior to this month's meeting, there will be another silent auction with six roses on own root that I started from cuttings of some of our favorite roses. All of the roses were started in January 2021 and are in one-gallon containers. The roses offered will be **'Irresistible'** (white miniature), **'Playgirl'** (pink floribunda by Ralph Moore), **'Black Magic'** (dark red hybrid tea), **'Iron Throne'** (mauve floribunda), **'Bees Knees'** (yellow blend miniature), and **'Lo & Behold'** (deep yellow miniflora). Minimum starting bid will be \$10 for these roses.

Come early before the meeting starts and place your bid for these wonderful roses. There will be a sheet of paper in front of each rose with details of the rose along with a photo of the bloom. If you want to bid on a rose, just write the last four digits of your phone number (to preserve the secrecy of this silent auction!) and your bid amount on the sheet of paper. Each bid must increase by one dollar from the last bid. If you are unable to attend the meeting, you can give your name, the last four digits of your phone number and your highest bid to a fellow member who would be attending and that person can bid for you.

All proceeds will be added to the SDRS treasury. At last month's auction we netted \$215 for our society! This should prove to be a fun and competitive event! Come and join in and take home a special rose! If we find this auction to be successful, other roses will be offered in subsequent meetings.



'Irresistible'



'Playgirl'



'Black Magic'



'Lo & Behold'

'Bees Knees'



'Iron Throne'



President's Message


By Deborah Magnuson, magnusond@sbcglobal.net

Recently I had a long conversation with a rose garden visitor who was asking how to grow better roses. The main question on her mind was, "What can I do to get more blooms?" That may be a question you are asking as well. My answer is most always the same. As food, sun, and water are necessary for roses' survival, just as it is for people, to really thrive it's all about the details. That's where our wonderful speaker and Master Rosarian Ruth Tiffany comes in and will be giving a talk regarding fertilizers on **Monday, November 15th** that you will not want to miss. Ruth doesn't just cover the basics but her enthusiasm in discussing all the "secret" ingredients that provide the "icing on the cake" we all hope for our roses is infectious. It's also time to mark your calendars for our annual Rose Pruning Demonstration on **Saturday January 8th** in the Inez Grant Parker Memorial Rose Garden in Balboa Park. Getting your roses off to the best start possible for another year with lots of blooms should be an objective of every serious rose grower. Don't miss this chance to learn the best techniques or come join us once again for a refresher course.

Over the past month I enjoyed several day trips involving visits to world class and famous rose gardens and places. First up was the Huntington Rose Garden in San Marino where over 2,500 rose plants including many unusual and rare roses captured my attention. Through the efforts of famous rose hybridizer Tom Carruth much has improved in recent years, and it's all there waiting just for you. Most recently I took my own advice given at our October meeting and traveled to see the rose show sponsored by the Orange County Rose Society at the Richard Nixon Presidential Library and Museum in Yorba Linda. Many of our San Diego Rose Society members were part of the competition contributing their gorgeous rose specimens to numerous winning exhibits. Congratulations to them all. In addition to the excitement of the show, over 1,000 roses could be seen throughout the Pat Nixon gardens surrounding the library, as well as inside the First Ladies Rose Garden. Thanks to the volunteer efforts of the Orange County Rose Society in recent years, many lovely rose blooms were on display around the museum grounds. After that, I made my way over to Newport Beach and Corona Del Mar for a stop at Roger's Gardens, the well-known southern California nursery garden destination. While I passed objects of tempting seasonal garden décor, I was most interested in all the roses still available for sale. I counted over 75 varieties of multiple plants all with beautiful foliage, flowers, and buds all the while realizing the blessing these roses will eventually provide the lucky recipients. My reasoning for mentioning these trips is that as the year draws to a close, an important key to our health and vitality is "stopping and smelling the roses" both in reality along with metaphorically. We must take time out of our lives to experience all these things that truly make life more wonderful, enjoyable, and refresh our minds and spirits.

This Thanksgiving, no matter how you slice the turkey, I am certain we can all agree that we've been called upon for all kinds of challenges over these past many months, ultimately changing us in many ways. We just can't take anything for granted, most of all good health, our homes and gardens, and just simply being with other people. After a year of Zoom meetings, some more technically successful than others, who knew we'd miss our humble meeting room 101 in Balboa Park so much? Sharing our love of and devotion to all things roses with each other is so much better when we are in person, together. I would also be remiss in not expressing my thankfulness to Bob Martin for serving us so well as a truly GREAT American Rose Society President these past years along with his continuing devotion to the rose. We are so lucky with his generosity in making his many scholarly and entertaining programs so easily accessible for our enjoyment. While we gather with friends and family this November 25th, let us not forget our frontline and essential workers, first responders, and military members. Whether it was caring for our health and safety while risking their own, or seeing our grocery store shelves stocked while those workers likely worried about having sufficient supplies for the families they were caring for at home, we are truly thankful. I can think of no better way to conclude my Thanksgiving message than this quote from one of the ancients, Marcus Cicero. "Gratitude is not only the greatest of virtues, but the parent of all others." Have a blessed Thanksgiving dear rose friends!





It's almost time again for the.....

Annual Holiday and Awards Luncheon

This is one of the favorite gatherings of our SDRS family. We hope you all can come and enjoy the wonderful food and the social time with rose-loving friends in Linda Clark's beautiful garden. This year Linda's family will be cooking meat on their barbeque with all of the fixin's.

Feel free to bring a drink to share.

December 12th at 12:30 pm

Held at the home of

Linda Clark

10656 Fuerte Drive

La Mesa, CA 91941

619-312-2468

Cost is only \$15 per person

Make your reservation before **December 2nd**

Use this form to make a reservation. Enclose a check made payable to SDRS for \$ _____ to cover _____ reservations for the Holiday Party. Mail check and completed form to:

SDRS

P.O. Box 86124

San Diego, CA 92138-6124

Name of Attendee(s): _____

For information call:

Linda Clark at 619-312-2468 or email her at:

linline@cox.net

BE-Attitudes from the Book of Ruth

By Ruth Tiffany, ruthsgarden@msn.com

Now is the time to decide to BE A TRUE ROSE LOVER

November is a great time to decide many things in your rose garden. Here are some questions for you to answer near the end of the 2021 growing season.

- ◆ Did your roses give you lots blooms this year?
- ◆ Were your roses healthy and strong, able to withstand disease, with good green foliage, strong canes and colorful blooms?
- ◆ Did you have enough great blooms to bring in the house and share with friends?
- ◆ Did you find yourself wishing you had a few more fragrant blooms or colorful blooms to add to a bouquet?
- ◆ Did you go to the SDRS Rose Show and wish you were growing a few of the named beauties you saw there?

I, rose collector, rose nut and all-around crazy rose woman, have some BE-ATTITUDES for ROSES. These are from the Book of Ruth.

>>>>BE PUNCTUAL

Put your January 2022 pruning dates on your calendar and purpose to keep that appointment. Balboa Park Rose Garden will have its pruning demonstration on January 8th this year and will be pruned January 10-13. I will prune my garden January 3-6, 2022.

Your roses need to rest and regenerate. San Diego is a wonderful place to grow roses but they don't get much rest/dormancy unless we designate the time for them to rest. We do not have cold enough weather to put them to sleep so rest means to stop cutting the blooms. To keep the spread of botrytis at a minimum, you can pull the petals off but leave the flower head to rest and go to hip if it is so inclined. If you stop cutting your roses in November and prune the first of January like I do, your roses will get about 60 days to rest before warm spring soil and longer days stimulate them to grow. The very important 2nd part of this need is regeneration, which is stimulation of growth by pruning in the winter. If you put your roses to rest by not cutting them in the fall but then never stimulate them to put on new growth and new canes by pruning, they will get the message that you don't really care about blooms in the spring. Because it is in the rose's nature to try to bloom, they will work to put out blooms right next to old hips and gnarly old canes. But they will be ever so much happier pushing out new blooms if you remove that old stuff and all the old leaves and let them start anew.

>>>> BE GENEROUS Evaluate your watering system for 2021.

All year long your roses need adequate water and in San Diego that means water provided by you, 2-3 times per week. If your roses have not bloomed as much as you wanted this year, now is the time to plan what will be different next year. I know it is possible to drown a rose, but I have never done it. Even a pot with plugged drainage, was found and the rose revived before it died from too much water. I have lost roses because of not enough water though.

Right now we are entering our only rainy season in San Diego. You may be able to decrease water to your roses now. Do keep an eye on the soil dryness, though, if your roses are very dry through a rainless fall/winter they will have a less exuberant spring bloom.

>>>>>BE HOSPITABLE IF YOU FEED THEM THEY WILL COME

Your roses need you to plan and decide how to feed them in the spring and throughout the year. Rose food is essential for continuous bloom all year long. Roses take in food by their roots, the roots live in the soil, and feeding the soil helps the soil feed the roses throughout the year. Organic fertilizers are the very best way to feed the soil and thus the rose. **BioStart 3-4-3** is a very good **organic** fertilizer available to you through the San Diego Rose Society. It is a super special meal any rose would stand in line for. BioStart contains Blood Meal, Bone Meal, Kelp Meal, Worm Castings, Fish Meal, Cottonseed Meal, Alfalfa Meal, Feather Meal, Calcium Rock Phosphate, Potassium Sulfate, Humic Acid, Beneficial Baccillus, and Ecto and Endo Mycorrhizae. BioStart is formulated for the SDRS when we send our order in January. These organic products are FRESH. (NOTE – the microbes expire 2 years from the date of manufacture. If you have leftover BioStart, use it first.)

Apply BioStart at 2 cups per large rose and 1 ½ cups per mini around the base of the rose after winter pruning. This is the organic foundation of a great feeding program. One 50 lb. bag will feed 50 large roses. If you have 25 roses, one bag will last for 2 years or you could give some to your neighbors and their roses will love you.

continued on page 6

>>>>>BE UNDERSTANDING ROSES ARE ABSOLUTE PIGS ABOUT FOOD

Roses are heavy feeders and, in order to provide lots of blooms for each of the 6 (count them) roses flushes we are blessed with here in Southern California, they need lots of food. A good balanced diet is another message that you love your roses and they will give back to you by the armload. The 2 cups of BioStart (1½ cup for minis) applied in early spring is the foundation and beginning of your feeding program. You can repeat that in June if you would like.

The water we get in spring gradually breaks down the organics which continue to feed over time but how do we give those extra pushes of food the roses respond to with such frequent repeat blooms?

The answer is those products that are soluble in water—**Magnum Grow for Roses** was especially formulated for roses by outstanding rosarian Dr. Tommy Cairns and has all the micro nutrients necessary for roses. **Better Than Fish** contains powerful growth stimulants that roses absolutely thrive on, **Seaweed Extract** and **SeaGrow** have the ability to feed and strengthen roses so they become much more resistant to adverse conditions and attacks.

If you had roses this year which seem on a downhill spiral, are new and not producing much yet, or just need a boost, consider some of the additional products available from the SDRS Fertilizer Sale. **Bio-Cozyme Stimulant, Humic Acid, Jump Start Plant Tonic, and Iron**. All can be added to the water solubles in varying amounts and can produce amazing results. I add Bio-Cozyme or Jump Start, Humic Acid and Iron in the amount of ½ teaspoon per gallon of water.

The NEXT Question is how, and the answer is—ONE TABLESPOON OF MAGNUM GROW, SEAWEED OR SEAGROW ADDED TO 1 GALLON OF WATER AND APPLIED TO THE DRIP LINE EVERY 2-3 WEEKS DURING THE GROWING SEASON—March 1 to Oct 15.

Sounds like too much work?? Need a method or process to make this easier?? Here are 3 methods that work:

- ◆ 33 gallon trash can with a sump pump in the bottom. 2 cups= 32 tablespoons, so 2 cups of each Magnum Grow and Seaweed or SeaGrow, then stir, attach to your hose and feed 32 bushes by counting how many seconds it takes to deliver one gallon of water.
- ◆ Siphon Mixer in a 5 gallon bucket, add your products, attach a hose and carry around to each rose.
- ◆ Add each product to one gallon of water and dump on each rose.
- ◆ Remember that the time it takes to give water soluble fertilizer to each rose is also spent looking at the bush for disease, bugs and other problems, so its time well spent in the rose garden.

>>>>>BE RUTHLESS AND STRONG

Determine which roses in your yard are no longer producing well, no matter what you do. Put a yellow ribbon on them, stand the shovel next to them and determine that you will dig them out to give away or replace once the new roses for 2022 are in the nurseries. Keep a watch in the SDRS newsletter for information on the best places to buy bare-root and new roses in 2022 and buy some new roses. There is nothing that can make a rose lover happier than the beautiful blooms of a new rose in the garden. You deserve that happiness.

>>>>BE NOT A PROCRASTINATOR

NOW----- Before you are totally enveloped with holiday planning, your roses need one more really big thing from you. ORDER THEIR FOOD FOR NEXT YEAR. Remember you do not have to pay for the food until you pick it up. We will also take credit cards. (See order form on next page.)

2021 Fertilizer Order Form—FOR 2022 Growing Season

Name _____

Email _____ Phone _____

FERTILIZER	SIZE	SUGGESTED DONATION	QUANTITY DESIRED	COST
BIOSTART	50 pound bag	\$38		
BETTER THAN FISH 5-1-1	1 gallon	\$15, or 2 FOR \$25		
SEAWEED EXTRACT	1 gallon	\$18		
MAGNUM GROW	25 pound bag	\$30		
JUMP START	1 quart	\$20		
JUMP START	1 gallon	\$65		
SEAGROW 16-16-16	25 pounds	\$40		
RTU HOSE END SPRAYER SEAWEED	1 quart	\$10		
BIOCOZYME STIMULANT	1 quart	\$10		
BIOCOZYME STIMULANT	1 gallon	\$20		
HUMIC ACID 12%	1 gallon	\$10		
HUMID ACID GRANULAR	50 lbs	\$20		
EDDHA IRON CHELATE 6%	1 pound	\$12		
			TOTAL COST FOR ORDER	

Place your order by January 5, 2022.

Because the fertilizer is manufactured after the order is place, no orders will be accepted after January 5, 2022.

You will receive an email confirmation. **IF YOU DO NOT RECEIVE A CONFIRMATION WITHIN 4-5 DAYS I DID NOT GET YOUR ORDER.**

There are 3 available options for ordering:

1. Call your order to Ruth Tiffany at 619-548-6950 *or*
2. Send Ruth your order via email at ruthsgarden@msn.com *or*
3. Use the order form on our website www.sandiegorosociety.com

You can pick up and pay for your FERTILIZER between January 29th and February 7, 2022 at my San Carlos home. Credit cards will be accepted. Specific dates/times and directions for pickup will be emailed to you.

21st Annual *Save the Roses!* Auction California Coastal Rose Society

By John Bagnasco, President, California Coastal Rose Society

AN ABUNDANCE OF CAUTION – A PLETHORA OF ROSES



There isn't a rose named 'Delta Variant'...yet. The 21st annual Save the Roses! auction has been in the works for several years now and while our members feel it is best to not hold an in-person auction this year, our offering of amazing roses will continue with another online auction. As always, plants from our own collection will be supplemented by the generous donations made by so many auction supporters from all across the country and again this year from around the world! Many of the roses offered this year are not available anywhere else in the country.

Once more, this year the **California Coastal Rose Society (CCRS)** will limit the offerings to one-gallon size plants to facilitate shipping around the country, but local winners may have the option of picking up a 2-gallon or 5-gallon plant in Fallbrook, if one is available.

The procedures for online bidding will be as usual, and you must register at www.ccrsauction.com. **Early bidding will begin on Nov. 1, 2021** and each rose in the list will show the current bid, similar to an eBay-type auction. CCRS cannot post bids as quickly as eBay, but the bids will be updated once or twice per day. You must bid in at least \$1 increments to surpass the current bid. If you have given CCRS a maximum bid, they will post in dollar increments until your max is reached. **Online bidding will end Sunday Nov 15, 2021 at 1 p.m.** Winners will be notified the following week and payment can be made by check or credit card. Plants can be shipped in November or local winners can also arrange to pick up plants in Fallbrook, CA. Winning bidders in cold climates may elect to have their roses shipped in the spring.

Proceeds from the auction will go toward an import of roses from gardens in France, Spain, Italy and Hungary. Some of the exciting varieties in this year's auction were made possible with the help of the Budateteny Rose Garden in Budapest, which sent cuttings for rooting to John and Becky Hook in France, a few years ago. One of the varieties we are offering is the famous 'Mrs. Miniver' rose. The UK Telegraph newspaper wrote an excellent article called "Mrs. Miniver: the wartime rose that almost vanished forever." This variety was down to one last plant, just a few years ago! Also, a one-of-kind is the tea rose, 'Princess Marie Dagmar' which was saved from extinction by John Hook.

Aside from the extremely rare historical varieties, there are also some hard-to-find exhibitors choices. Hybrid teas like 'Atlas', 'Leah June' and 'Vatican'; floribundas like 'Barbecue', 'Tommy Bright' and 'Wedding Cake'; miniatures like 'Akiko San' and 'Silk Pierrine' and even OGR types such as 'Mademoiselle Mathilde Lenaerts' and 'Comtesse Cécile de Chabrillant' should have great appeal to heritage rose enthusiasts. Admirers of English roses should be especially interested in 'Evalyn Jane', a sport of David Austin's 'The Squire'. Even if your garden doesn't have room for another plant, this promises to be the most fun a rose grower can have without leaving the comfort of their own home.



Mrs. Miniver

Stumped and Puzzled by Cane Disease?

By Rita Perwich, Master Gardener and Consulting Rosarian ritaperwich@gmail.com



Chewed up rose blooms and diseased rose leaves are disheartening but the remedy is easy. We deadhead the blooms and cut out the leaves and know that fresh new blooms and leaves will soon come. Damaged canes pose a much more serious and critical issue. On every occasion the diseased portion of the cane must be cut out. Sometimes the entire cane needs to be removed right down at the bud union. Like surgery, pruning out canes or portions of canes is unnerving. And unlike the regrowth of blooms and leaves, the growth of new canes is not a given.

Symptoms to Watch For

Diseased canes can range in color from black to yellow to gray to brown to purplish-red. The disease can show up in spots or blotches. It can be just a few inches long or even spread down the entire cane.



Which Pathogens Cause Cane Canker and Disease?

Diagnosis to a problem is always key. When our roses display signs of distress, a diagnosis of the pests or fungi responsible gives us the direction upon which to base our remedial strategies. But unfortunately clear-cut diagnosis of the fungi or bacteria responsible is not yet available in cane disease. Even the experts are stumped and puzzled about the causes of cane disease. Dr. Mark Windham, a distinguished professor in the Department of Entomology and Pathology at the University of Tennessee, explains that identifying and pinpointing the exact causal pathogen of cane disease, also known as cane canker, is complicated for several reasons. Sometimes the fungal pathogen or bacterium found in the wounded cane is not the pathogen that caused the canker but a secondary invader that has outgrown the initial causal pathogen that caused the canker to form. To complicate matters further, cane cankers can appear visually different in different areas of the country, and the symptoms and appearance of rose cankers are not always the same even on the same rose. Dr. Windham states that this variation in symptoms and appearance suggests that there are multiple causes of rose canker.

A Challenged Plant is More Susceptible to Cane Disease

Researchers do know that cankers are more likely to occur on plants that have been damaged, or weakened by pest, disease, sunburn or poor nutrition.

Dr. Windham suggests that most cankers are associated with wounds, often during pruning, that open the inner cambium to disease.

How to Prevent a Challenged Plant

In order for disease to take hold, there must be a “disease triangle” that consists of a susceptible host, a virulent pathogen and a conducive environment. Rose plants are susceptible hosts and the fungi that cause cane disease are virulent pathogens. Botanist and Master Rosarian Rich Baer warns us that these rose pathogens can overwinter on the rose canes and stems either as active fungal lesions or as spores under the bud scales which are found up and down the rose canes. The disease cycle can then recommence on the new growth in the spring.

continued on page 10

This leaves us the important task of keeping our roses healthy by managing our rose gardens to make them unfavorable environments for diseases to take hold and proliferate. We do this by the following:

- Planting our roses in the sun and spacing and pruning them to allow adequate exposure to air circulation and light
- Applying amendments and organic mulch to the soil, and ensuring that the soil and mulch do not cover the bud union or the canes
- Irrigating in the morning since many fungal pathogens proliferate and thrive on humidity. Drip irrigation is best;
- Botrytis spores can start on the blooms and black spot, anthracnose and downy mildew spores can start on the leaves and then move on to invade the canes. Deadheading any fungal-infected flowers, removing infected leaves immediately and disposing of fallen leaves and petals helps to remove disease from the garden
- To prevent the spores that have been residing on the stems through the winter perpetuating the disease cycle, Baer suggests reduction of disease in next year's garden can be accomplished by intervening with fungicides as the rose begins to grow in spring
- We must avoid wounding the cane with improper cuts which allow penetration and infection by disease. Our cuts should be 1/4-inch above a node to speed callus formation and our pruners and loppers must be sharp;
- Damaged and fungal infected canes must be removed when we prune our roses in the winter. During the year, diseased canes must be cut out as soon as we spot them, and our cuts should be at least 2 to 3 inches below the infected portion.

Can Fungicides Help Cane Disease?

Rosarians have discovered to their frustration that application of fungicides are not often effective as a preventive or remedial strategy for cane disease. For a fungicide to be successful the identity of the causal pathogen must be certain. In addition, pathogens can quickly become resistant to fungicides. Rosarians are also left guessing whether the timing and application procedures used for other fungal rose issues apply to rose canker. If a canker was caused by a pruning wound, experts are unsure whether systemic fungicides can translocate up the wounded cane to eradicate the pathogen. Furthermore, bacteria have not completely been ruled out as a cause of rose cankers.

We need more facts on the causes and the remedies for cane disease. We have a roadmap for good preventive measures but despite these measures cane disease still occurs in our gardens. Fortunately, experts are currently working on determining the causes of rose disease, how to minimize the occurrence of cane disease in our gardens and how to treat the problem. While we wait for answers from the experts, it is imperative to maintain a healthy garden and make effective course corrections by immediately removing diseased blooms, leaves and canes from the garden.




Rose Care Practices for November From Our Consulting Rosarians

Growing Good Roses in Our Garden in Crest

By Robert and Kristine Russell, rulsranch@cox.net

As October is winding down, daily walks in the garden are still important to keep an eye on what is going on with your roses. These past few weeks I have had to make repairs in the garden regarding the irrigation on my boxwoods. Looks like I may have lost one of my plants. The water was getting to them but not enough as I had something else going on along the lines somewhere else and water was not being distributed correctly. Also another line needed repair last week. Hot summer sun and probably not enough mulch covering all of the lines and keeping the moisture in like it is supposed to may have contributed to the problem. So once again lessons learned. Make sure you have enough mulch throughout the season especially during the summer to keep the moisture in. Plus we have a few critters wandering through the garden most every night. A racoon family has been digging around and sometimes even a skunk wanders through around midnight. It's funny...they have their schedules too. So keeping up with schedules, one more foliage spraying is due next weekend for this year. I will also check my auto-fertilizing system making sure it is working properly. I will run the course through and will not fill it again until next February. Making a list of which roses to plant and which to remove is next. We continue to walk through the rose garden, dead head and groom for the upcoming Desert Rose Society show on November 13th. Look forward to seeing you all there!



This past weekend as you know many of us participated in Orange County Rose Society's show. Thank you to




Tom and Miriam Cooney, and Orange County Rose Society for sponsoring their annual rose show that was a lot of fun even considering we pretty much all got drenched by a light rain. Kristine and I arrived around 5:30 a.m. and there were of course several others that had already arrived before us. We all soldiered on in the steady drizzle from 5:30 a.m. until about 7:00 a.m. and then it let up for bit and then started again. Nevertheless, we all did very well and had a great show with a large group of us representing SDRS. I just wanted to say thank you all for all your encouragement and support for Kristine and me in all of these shows that we have participated in and we look forward to many more. Kristine, of course, did awesome with her entries winning Best in Show in photography and Gold in arrangements, and also the Duchess award with her arrangements. We were also awarded our first Queen of Show in the hybrid tea category, Princess of Show and were also in the court of honor. I am not saying this to brag but I want to give credit where credit is due which is a big thank you to our first mentors John and Barbara Lester. We want to dedicate this first

Queen of Show to John and Barbara. As they recruited us when we first met them at the annual Walter Andersen's rose show in Poway years ago before we even knew anything about a rose society and had no idea what it was. We stumbled upon the show in 2013 and promptly met John and Barbara. They encouraged us from the beginning to become members of our society. So we



did join that summer at the fair and then started participating a couple years later. Once again 'thank you' to John and Barbara, and especially a *big* thank you to them for the gift of the plant of 'T.H. Coop'. John told me, when I was putting together our garden, that we could have the plant if we wanted to come over and dig it up. John said it was just not thriving in their garden. I did just that along with a few others which we still grow in our yard. Thank You John! You are truly missed. (See photos of John, Barbara, Kristine and me at Walter Andersen's (left), and one of the actual blooms of T.H. Coop with which we won Queen. (above left)) It was from the plant seen in last month's *Rose Ramblings* (at right) with a garden string tied to it to try and keep the blooms as straight as possible. I guess this method does work! Thank you again, Gary Bulman for your guidance and passing along some of your wisdom, as well as all of you who have welcomed Kristine and me over the years. *continued on page 12*



Nestling Into November

By Christine and Rand Allan, callan@san.rr.com



November is the last month we fertilize this rose growing season. The formula is a two-gallon bucket-feeding consisting of Grow More's fertilizers -- ½ cup Magnum Grow, 2 tablespoons of Sea Grow (seaweed plant food), 2 tablespoons of Better Than Fish, and a few drops of Jump Start, thoroughly diluting this all with water to the top of the bucket. Each bush receives its own bucket of this fertilizer concoction. We usually apply this fertilizer during the first week of the month. It is also a good time to make sure your roses have adequate mulch in the beds. It breaks down into the soil and must be replenished a few times during the year. We continue to patrol the rose garden daily for disease and pests.

We have a drip watering system and run fifteen-minute watering cycles three times a week. Sometimes the summer heat can carry over into November, so continue to monitor your soil moisture, regulating your watering schedule accordingly. We are fortunate in Southern California to have the right kind of weather lengthening our rose growing season, so care for your roses by feeding and attending to them regularly which will bring you a couple more bloom cycles through fall and later. We try to keep our roses blooming into late November to have an arrangement of them on our table as the centerpiece at Thanksgiving. After Thanksgiving, we begin to remove only the rose petals from the blooms leaving the rose hips behind to trigger the rose bushes into dormancy in preparation for pruning approximately a month later.

As some of you know, beside our roses, we are proponents of preserving and enhancing our local butterfly population. We released over 20 monarch butterflies this year, and had the best success we've had yet in raising and releasing six anise swallowtail butterflies. They love our roses, and we love having them in our garden. This is why we are careful about what we use in our rose garden to control disease and pests with integrated pest management. Below are some photos of the butterfly activity in our garden this year.



Newborn Monarch butterflies



Female Monarch butterfly

Two stages of Swallowtail Chrysalis




Swallowtail caterpillar



Swallowtail butterfly

Swallowtail butterfly



21st Century Austin Shrubs

By Robert B. Martin Jr., Master Rosarian, petrose@aol.com



In our last Walk, I discussed the “English Style” roses of David Austin roses in our garden introduced in the 20th Century. In this installment we move to the first part of the 21st Century continuing with more English Style David Austin roses found in our garden.

David C. H. Austin

In my prior installment I introduced you to David C. H. Austin (1926-2018), a British rose breeder and writer who lived in Shropshire, England. As a young man, David Austin conceived the idea of combining the shrubby habit, charm, and rich fragrance of old garden roses with the reliable repeat flowering and array of colors of modern roses like hybrid teas, floribundas, and climbers. Advancing this idea, David Austin’s first important rose, ‘Constance Spry’ was introduced through Graham Thomas at Sunningdale Nurseries in 1961. By 1969 David Austin had a small range of English Style roses ready to be launched so in 1970 he formed David Austin Roses nursery to offer them to the public. Continuing to introduce new roses year after year, by the year 2000 David Austin had introduced approximately 150 roses, nearly all of them English Style shrubs.

David Austin Roses prospered internationally and in the early part of the 21st Century the breeding achievements of David Austin were recognized through the award of a number of important honors. In 1999 David Austin was awarded the Dean Hole Medal by the Royal National Rose Society for service to the rose. The Dean Hole Medal was originally established in 1909 and is considered the most highly regarded U.K. honor in the field of roses. Thereafter, in 2002, David Austin was awarded the Victoria Medal of Honor by the Royal Horticultural Society for his services to horticulture. He also received an Honorary MSc from the University of East London for his work on rose breeding and a lifetime achievement award from the Garden Centre Association in 2004. The awards culminated with an OBE for services to horticulture in 2007.

Not content to rest upon his laurels, David Austin continued his breeding work into the 21st Century introducing an additional 91 roses through this writing. David Austin died at his home in Shropshire on December 18, 2018, at the age of 92. His work is carried on through his son and David Austin Roses Ltd.

Charles Austin

One of the earliest of David Austin’s English roses was ‘Charles Austin’, an apricot-yellow rose introduced in 1973. Discussed in the last installment, ‘Charles Austin’ is a cross of the English rose ‘Chaucer’ (1970) with the medium pink climber ‘Aloha’, a 1949 introduction from Gene Boerner in the U.S.. Named for the father of David Austin, ‘Charles Austin’ was denominated ‘AUSfather’ and later begat the exceptional yellow Austin climber, ‘**Graham Thomas**’, as well as the excellent deep yellow rose, ‘**Golden Celebration**’, introduced in 1992. Both roses are found in our garden and were discussed in previous installments. Both roses also played an important role in the breeding of several excellent David Austin roses in our garden that were introduced in the early part of the 21st Century.



‘Golden Celebration’



‘Graham Thomas’

continued on page 14



'Ann Boleyn'

Leading that list and straddling the turn of the century is 'Anne Boleyn', a cross of 'Graham Thomas' × unnamed seedling. 'Anne Boleyn' is a prolific producer of creamy pink rosette blooms of over 100 petals, arranged symmetrically around a tight center. Although classified as a light pink, the color of 'Anne Boleyn' is well-described by Austin as a "warm shade of mid-pink". Ours is on a 48-inch tree, gifted to us by Mary Shanley prior to her departure to Tennessee. This works very well because the bush itself is somewhat short and spreading, making for a domed treetop with nice medium-green, semi-glossy foliage. The medium-sized blooms of 'Anne Boleyn' appear mostly solitary on fairly short stems so the rose is not much of a show rose, preferring to show off as an attractive garden specimen near the center of Dona's English Garden.

'Anne Boleyn' is of course named for the second wife of King Henry VIII who he secretly married in 1533 while she was pregnant and he was still married to Catherine of Aragon. Thereafter, following Henry's divorce of Catherine, Anne Boleyn was crowned Queen of England on June 1, 1533, following which on September 7, 1533. her daughter, Princess Elizabeth was born. Unable to produce a male heir,

and with Henry then eying Jane Seymour, one of Anne's ladies-in-waiting, Anne Boleyn was arrested on trumped-up charges of adultery, incest, and plotting to murder the king, and executed May 18, 1536.

Anne Boleyn's daughter Princess Elizabeth later reigned as Queen Elizabeth I from 1558 until her death in 1603. One of her first actions as Queen was the establishment of an English Protestant church, of which she became the supreme governor. This Elizabethan Religious Settlement was to evolve into the Church of England. It was expected that Elizabeth I would marry and produce an heir; however, despite numerous courtships, she never did. She was eventually succeeded by her first-cousin twice-removed, James VI of Scotland, laying the foundation for the Kingdom of Great Britain.

'Charles Austin' was also responsible for the breeding of 'Benjamin Britten', introduced in, 2001. Although classified as an orange blend, Austin calls the color "unusual", which is fair since the orange is more a blood orange with the emphasis on the red. The blooms have a slight cup, round with a lot of densely packed petals and a strong, fruity fragrance. The bush itself is tall and upright, approaching six-feet in our garden, with semi-glossy, dark green foliage. 'Benjamin Britten' is



'Benjamin Britten'

named for Edward Benjamin Britten, Baron Britten (1913 – 1976), the famous English composer, conductor, and pianist who was a central figure of 20th-century British music.



'Charles Darwin'

'Golden Celebration', which as noted is descended from 'Charles Austin', was used to produce 'Charles Darwin', a medium yellow introduced in 2001. With well over 100 petals the blooms of 'Charles Darwin' form a nice medium cup with a moderate, lemony fragrance. The bush is of modest height with a tendency to spread and be as much around as tall. The foliage of 'Charles Darwin' is a medium green, somewhat leathery and the rose is noted for being thornless or nearly so.

'Golden Celebration' also figured in the breeding of 'Crocus Rose', also introduced in 2001. Although classified as a white, 'Crocus Rose' has nicely round rosette blooms of a delicate shade of apricot, richer in the center. The bush is of medium height in our garden, nicely shaped and faithfully producing an abundance of very pleasant blooms on adequate stems clothed in semi-glossy, medium green foliage. Unlike most Austin roses, 'Crocus Rose' has little fragrance. The blooms on 'Crocus Rose' have no resemblance to those of a crocus; rather the rose was named for The Crocus Trust, a local U.K. charity.




'Crocus Rose'

continued on page 15

'Golden Celebration' was also used in breeding **'Alnwick Castle'**, also sometimes known as **'The Alnwick Rose'**, introduced in 2002. The blooms of **'Alnwick Castle'** have a bazillion petals arrayed in a deep cup of soft, medium pink, with a modest old rose fragrance. The bush is of medium height, upright with semi-glossy, medium green foliage. The color of **'Alnwick Castle'** has a tendency to fade in the sun but cut early the rose will show.

'Alnwick Castle' was named after Alnwick Castle, an 11th Century castle and country house in the English county of Northumberland, which lies adjacent to the Alnwick Garden, a large public garden that includes, among others, a rose garden that includes many English Style roses bred by David Austin. Among its other features, the Alnwick Garden has an unusual "Poison Garden" added in February 2005 to feature poisonous plants such as hemlock, and belladonna as well as drug plants such as cannabis, coca, and the opium poppy. Conceived by Isobel Jane Miller Percy, Duchess of Northumberland, who wanted the garden to have something that was different from other gardens, the Poison Garden is now the most popular garden.



"What's in a Name?"

In naming his roses, David Austin has drawn on the rich tradition of English literature as well as English culture, geography, and history. It was therefore inevitable that in time a rose would be named for the most famous name of all: William Shakespeare, who of course needs no further introduction. That in fact came about in 1987 with the introduction of **'William Shakespeare'** ('AUSroyal') a cross of Austin's best red rose, **'The Squire'** x his most popular rose **'Mary Rose'**, both in our garden and both discussed in prior installments.

'William Shakespeare' itself is a dark red rose, presented as a flat, rosette bloom with a strong, damask fragrance. Although a very good idea, the rose itself proved unworthy of the name with ratty growth and a susceptibility to blackspot and other fungal diseases. The blooms also were not much to write about, being a dull crimson with an unkempt look to the petals. Soon abandoned by its breeder **'William Shakespeare'**, the rose, quickly faded into obscurity.



Unwilling to give up such a good name, David Austin tried again, this time with the introduction of **'William Shakespeare 2000'** ('AUSromeo'), a cross of an unnamed seedling x **'The Dark Lady'**. This has met with more success, although in truth **'William Shakespeare 2000'** is still somewhat short of Austin's best red rose. Austin describes the blooms as a "rich, velvety deep crimson color that gradually changes to an intensely rich purple that is as romantic as it is mysterious." Actually, the purpling is something of a negative and more akin to the bluing one sees in velvety red roses, especially under refrigeration. The blooms of **'William Shakespeare 2000'** are nicely formed with well over a hundred petals and a strong damask fragrance. The medium size bush is rugged, somewhat spreading and generally productive of bloom.

'William Shakespeare 2000' is worth growing in your garden since you cannot really have an English Garden without paying homage to the Bard.

This and That

The first decade of the 21st Century also saw the introduction of additional English Style roses by David Austin that are in Dona's English Garden. These include **'Corvedale'**, a pink blend introduced in 2002. A cross of **'Charles Rennie Mackintosh'** x an unnamed seedling, **'Corvedale'** presents clean medium pink blooms individually in the form of a distinctive open cup with attractive yellow stamens. **'Corvedale'** has a moderate anise fragrance that Austin calls myrrh. The bush is of moderate size of perhaps 4-5 feet with well-rounded shrubby growth. Ours is on its own roots and makes a mannerly, well-behaved bush with abundant bloom. **'Corvedale'** is named for a valley in the Shropshire countryside, not far from David Austin Roses.



continued on page 16



'Carding Mill'

Also not far from David Austin Roses is Carding Mill, a valley in the Long Mynd just to the west of the nursery in Shropshire. Carding Mill has given its name to **'Carding Mill'**, introduced in 2004 as a cross of **'Scepter'd Isle'** × an unnamed seedling. Although classed as an apricot blend, the blooms of **'Carding Mill'** display variable colors dependent on the weather, with a range through apricot and pink. Ours tends to produce pinkish roses with the apricot making an appearance only under very cool weather.

The blooms of **'Carding Mill'** have perhaps 80 petals presented elegantly, both individually and in small clusters on long stems that work as a cut flower and for show. The blooms of **'Carding Mill'** also have a pleasant anise/myrrh fragrance. Austin says **'Carding Mill'** "enjoys warmer climates", whatever that means. It certainly enjoys ours.

A more recent addition to our garden is **'Queen of Sweden'**, a light pink introduced in 2004, as a cross of an unnamed seedling × the nice light yellow, **'Charlotte'** also in our garden and



'Queen of Sweden'

discussed in a previous installment. Although now well into its second year, **'Queen of Sweden'** has not shown much of an interest in growing, which is unusual for a David Austin rose. Austin describes it as having "exquisite little buds [that] open to half-enclosed cups, eventually becoming wide, shallow, upward-facing cups of pleasing formality." Continuing, Austin claims that the color of **'Queen of Sweden'** "begins as soft-apricot pink, gradually changing to pure soft pink over time." There is also said to be "a lovely myrrh fragrance." That description as well as the accompanying photograph explains why it is in our garden but until it picks up some enthusiasm, you'll have to take the breeder's word here. **'Queen of Sweden'** was named to commemorate the Treaty of Friendship and Commerce between Sweden and Great Britain.

Unidentified Parentage

In the latter part of the first decade of the 21st Century, David Austin Roses continued to introduce several new roses a year, but for reasons not publicly explained began to withhold information on their parentage. Instead the parentage was reported in most case as "Unnamed Seedling × Unnamed Seedling". Examining the patent applications at the time, one benign explanation for this trend is suggested by the likelihood that Austin's continued breeding relied on a number of seedlings that were never introduced and thus remained "unnamed". Then again, it is apparent that David Austin has always maintained meticulous breeding records and could easily have shared the parentage of the "unnamed" seedlings. It therefore appears that the more likely explanation for this failure to report parentage arises from a desire to become more secretive in order to maintain a competitive advantage over the host of English Style shrubs being introduced by other breeders.

In this respect it bears mention that David Austin Roses had become well-known in the industry for its aggressive approach to protecting its claimed intellectual property rights in the roses bred by David Austin, even when those rights are somewhat iffy. Over the years many of the David Austin English Style roses had in fact been released without plant patent protection. Failing that, trademarks were registered or otherwise claimed on many of the names, which considering that the names were largely drawn from English history, geography and culture made it unlikely that the trademark claims had much validity.

Whatever the reason I find a number of the David Austin roses in our garden whose breeding is reported as "Unnamed Seedling × Unnamed Seedling". I regard this as unfortunate. It is well known that any particular cross of parents can produce millions of possibilities and historically breeders through the ages have shared their breeding information with one another as a courtesy and to advance scientific knowledge. Personally, I find that knowledge of the breeding of the rose gives me a working idea on how the rose might grow in our garden and I am much more likely to buy a rose with parents that have performed well in my garden. At the same time, a failure to report that breeding lessens the likelihood that I will acquire the rose for our garden.

That said, many of the more recent David Austin roses in our garden have undisclosed breeding. These include the excellent red rose, **'Darcey Bussell'**, introduced in 2006 as a cross of "Unnamed Seedling x Unnamed Seedling". **'Darcey Bussell'** is one of the better reds, making perfectly rounded 4-inch rosette blooms of many petals surrounding a button eye. The color tends toward a deep pink, somewhat crimson, taking on a tinge of purple as the blooms age. There is some scent – less than most Austin blooms. The bush itself is a moderate size of four feet, well rounded and fairly well behaved, with matte, medium green foliage.

continued on page 17

'Darcey Bussell' was named after the English ballerina, Darcey Andrea Bussell (born 1969) who retired in 2007. The rose was introduced to the public in 2006 at the Chelsea Flower Show, where she was photographed receiving a large bouquet.



'Darcey Bussell'

Another Austin rose from unidentified breeding is **'Huntington Rose'**, a medium pink introduced in 2006. The smallish blooms of **'Huntington Rose'** form a loose deep cup with a multitude of large petals, a lighter pink on the outside with a deeper pink on the inside. The color is frankly pedestrian and rarely stands out in the garden. The blooms come individually and in small clusters on light stems that cause the blooms to nod. **'Huntington Rose'** presents a moderate-to-tall bush with dense foliage that tends to sprawl. Austin claims "a soft Old Rose scent, with a hint of citrus" which may or may not be true.



'Huntington Rose'

'Huntington Rose' was named for the Huntington Library, Art Museum and Botanical Gardens in San Marino, which under the prior curatorship of Clair Martin had established a large collection of David Austin English Style roses. That collection is largely a thing of the past and the Rose Garden at The Huntington, now curated by my good friend Tom Carruth, contains more than 2,500 indi-

vidual plants and more than 1,300 different varieties of all types of roses.

'Huntington Rose' was originally introduced in England as "Alan Titchmarsh", after an English gardener and television personality who is largely unknown in America. As a consequence, 'Alan Titchmarsh' was its exhibition name until the adoption of my initiative to provide that the AEN (American Exhibition Name) of the rose be the name

under which it is sold in America. The rose is now properly shown as **'Huntington Rose'**.



'Lichfield Angel'

The year 2006 also saw the introduction of **'Lichfield Angel'**, to my eye one of the most attractive of the David Austin English Style roses. Although classed as a white rose, **'Lichfield Angel'** is a creamy apricot with an ethereal quality to the wavy petals, all surrounding a delicate center. The relatively large blooms appear mostly individually on a rounded bush of moderate height, with medium, semi-glossy, dark green foliage. **'Lichfield Angel'** is said to have a clove fragrance but that has escaped my notice.



'Lichfield Angel' was named after an 8th century limestone sculptured fragment discovered in Lichfield Cathedral during excavations undertaken in 2003. The fragment is decorated with the carved figure of an angel thought to be the archangel Gabriel.

In 2008, Austin introduced **'Port Sunlight'**, also of undisclosed breeding. Although classed as an apricot blend, **'Port Sunlight'** presents round medium-sized, quartered rosette blooms that look like orange sherbet. Although generally reported as a vigorous bush, perhaps even a climber, ours is upright and somewhat short. Austin claims a "lovely tea fragrance", which is at best subtle.



'Port Sunlight'

'Port Sunlight' is named after Port Sunlight, a model village in Northwest England on the Wirral Peninsula. Port Sunlight was built by Lever Brothers circa 1888 to accommodate workers in its soap factory. The name is derived from Lever Brothers' most popular brand of cleaning agent, "Sunlight". According to the Austin catalogue the village houses a beautiful garden of English Roses

continued on page 18



'Princess Alexandra of Kent'

I conclude the Walk this month with the exceptional '**Princess Alexandra of Kent**', a medium pink introduced in 2008 that features the largest blooms of all the David Austin roses in our garden. With well over 100 petals the blooms form a very large round cup packed with petals.

Reported only as a cross of "Unnamed Seedling × Unnamed Seedling", we are left to guess at the parents. In its catalogue Austin seemingly apologizes for the size of the blooms on '**Princess Alexandra of Kent**' arguing: "In spite of their size, they are never clumsy, being held nicely poised on a well-rounded shrub." I can agree with the lack of clumsiness, assuming a rose can ever be clumsy, but a "well-rounded shrub" does not describe the somewhat helter-skelter bush throwing itself around in our garden. Austin also claims that '**Princess Alexandra of Kent**' has "a strong and delicious fresh tea fragrance, which changes to lemon, eventually taking on hints of blackcurrants." I can attest there is a nice fragrance but the fruit basket has escaped my notice.

'**Princess Alexandra of Kent**' was named for Princess Alexandra (born 1936), a member of the British royal family and cousin of Queen Elizabeth II. A patron of many charities, Princess Alexandra is considered one of the most active members of the royal family. She is also, according to the Austin website, a

keen gardener.

The reader will note that '**Princess Alexandra of Kent**' dates to 2008; in next month's Walk we will conclude my discussion of David Austin's roses with the newest introductions to Dona's English Garden.

It's Raining Roses!

By Elaine Ornelas, cornelas1949@att.net

So...it rarely rains in October in Southern California, eh?! Well in my memory, I cannot remember it raining often during that month. But lo and behold, just when several of us were traveling to Orange County during the wee hours of the morning on October 23rd to participate in the Orange County Rose Society's rose show, it decided to rain! For my husband and me we left the house around 3 a.m. in a steady drizzle and it lasted all the way to the Nixon Presidential Library in Yorba Linda which was the venue for the show. Unfortunately, as for most rose shows, the exhibitors had to perform the staging of their roses outside...in the dark and in the light rain. Several of us had on head lamps to view our flowers and fill out the tags. Some of us staged flowers off the back of our cars. Others were on tables outside the venue. But ALL of us became soaked in the steady rain, including the paper tags on our vases! Poor Miss Ruth Tiffany did not bring a wrap and really got soaked and cold! But it's all in the 'game' of rose exhibiting. You never know what to expect, weather-wise.




Everyone persevered and we got all of our vases, arrangement and photographs into the exhibit hall by the deadline of 9:30 a.m. And now it was up to the judges to critically evaluate each entry, and place ribbons and awards as warranted. But the exhibitors were tired, cold and hungry so off we went to a local Mimi's Café for a warm breakfast. There were about a dozen of us at the table and the food and hot coffee was very much appreciated. (pictured at right)

Then it was back to the exhibit hall to see if any of us won any awards. I think the exhibitors from the San Diego Rose Society were very pleased to see their awards, after all of their hard work. Happily this year for the first time, Robert and Kristine Russell won Queen of the Show! It was for their hybrid tea bloom of 'T.H. Coop'. Other significant prizes were given to Gary Bulman who won King of the Show for his 'Ring of Fire', to Linda Clark who won Miniature Queen for 'Alysheba', Justin and Lilly Ekuan who won Floribunda Queen for their spray of 'Occhi di Fata', and Bob Martin who won Miniflora Queen of Show for his bloom of 'Pat Shanley'.

We are so grateful to the Orange Country Rose Society for hosting this event in a beautiful hall, and for the awards that were given to us. On the next page are more photographs of the event. There have also been several photos posted in Facebook by Robert Martin, Elaine and Bill Ornelas and Peter Alonso.



continued on page 19



Top row: Bob Martin, Gary Bulman, Linda Clark, and Justin and Lilly Ekuan staging roses in the rain

Middle row: Gary Bulman won King of Show with 'Ring of Fire'; Robert and Kristine Russell won Queen of Show with 'T.H. Coop', and Princess of Show with 'Marlon's Day'

Left: Linda Clark won Miniature Queen with 'Alysheba'

Right: Justin and Lilly Ekuan won Floribunda Queen with 'Occhi di Fata'





Top row: Frank Brines won with his 3 sprays of 'Joy'; Ruth Tiffany, with Kathy Strong's help, won best Large Rose in a Picture Frame; Kristine Russell won Best in Show for her photograph

Left: Kristine Russell won Gold Award and Duchess for her arrangement

Right: Bob Martin won Minifora Queen for his 'Pat Shanley'

Bottom: Exhibit Hall



Notes for Novices

By Elaine Ornelas, cornelas1949@att.net

As a new or 'newish' member of the San Diego Rose Society, hopefully you have been able to gather useful information from our newsletter and Consulting Rosarians about how to grow your roses during this past spring and summer to their fullest potential, resulting in some fantastic bloom cycles. We trust that you have followed our helpful hints about fertilizing, watering, and establishing a sound regimen for combating diseases and pests. The attention you paid to your roses should have resulted in a bounty of beautiful blooms and healthy plants this year.

But in the 'real' world of gardening we know from experience that sometimes all is not 'blissful', all the time, even though we have put in the effort. Sometimes waves of powdery mildew or blackspot fungal outbreaks occur. At other times, invasions of the dreaded chilli thrips or other creatures have descended on our beloved roses. At our house, we have a lovely racoon who likes to come and 'aerate' the soil around our roses. We all know that growing roses can sometimes be challenging but boy can they reward us too!

So we persevere! We have found that for every problem there is a solution. Some people are 'minimalist' when it comes to rose gardening, spraying little or none, fertilizing once in a while, watering as needed. They are content with this, and in some cases, their roses do fine. But it is the rare case where little or no work invested in rose care results in the healthy plants and bountiful blooms for which roses are so beloved.

So my job is to help all of you who are new to growing roses. Here are some helpful hints for best rose growing practices this time of year.

- ◆ **Walk through your garden DAILY!** Even after 10 years of growing roses, we do this and it is amazing how many problems can be remedied if they are caught early. You can also perform deadheading or removing of old leaves, preventing litter from falling to the ground under your roses. This helps with disease prevention.
- ◆ Even as the year winds down, we (here in San Diego County) need to be sure that our roses are still being **watered adequately**, especially with the occurrence of hot dry winds. Master Rosarian Gary Bulman once told us, 'Make the rose roots chase the water!' meaning water deeply, not just on the surface of the soil. We know we all need to conserve as much water as possible right now, especially in the West. Some form of drip irrigation serves to deliver water directly to the rose plants without wasting any on 'vacant' areas of the garden.
- ◆ You will need to **draw down on feeding**, with your last fertilization being performed in October. Let the bushes 'rest' a bit in preparation for their winter slowdown in January which will also be when the major pruning of the bushes occurs. If you have been good about routine fertilization during the year, your roses will reward you now and should allow you to have beautiful Thanksgiving and Christmas bouquets of roses. I know we do! What a joy!
- ◆ Even though the days are shorter and the temperatures are lower, be **vigilant for early outbreaks of fungal diseases**, like powdery mildew and blackspot. The cool nights and morning low clouds encourage the growth of these fungal diseases which can distort leaves and diminish the health of the overall plant. In our garden we alternate the use of two organic sprays, Actinovate and Serenade. When we catch early outbreaks we use a mixture of 1 T potassium bicarbonate (similar to baking soda), 1T canola oil and 1 T dishwashing liquid dissolved in 1 gallon of water, and spray this on the affected areas. Other effective fungicides used by some of our Consulting Rosarians are Compass and Honor Guard. The secret is early detection and prevention!
- ◆ This is the **best time of year to evaluate each of your roses** and ask some questions:
 - ◆ Did the rose perform as you expected, with a healthy bush, little disease outbreaks and a bounty of blooms?
 - ◆ Would you like a different rose in that spot?
 - ◆ Is the rose in the right location? Does it have enough sunlight?
 - ◆ Did you want to perhaps establish an entirely new rose bed, perhaps a raised bed, so that you can control the soil type that goes into the bed which would be optimum soil for raising roses?
 - ◆ Do you just want to dig up and toss ('Shovel Prune') a rose because it just is not performing?

continued on page 22

So many decisions to make! But do not despair. Just start with the evaluation of your roses, make a plan and start small with changes. Perhaps decide on one or two which you would like to eliminate from your garden because they are so problematic. In some cases, digging up a 'problem rose' and putting into a pot seems to give the rose plant a new lease on life and it starts to thrive. This has been our experience.

Take a look at the list of online nurseries in this issue of *Rose Ramblings*. The websites are linked so you can easily access them. It's so much fun to look at the thousands of varieties of roses on these sites and dream! It's a good idea to get started on ordering early before the supply diminishes. Some of our favorites are Otto & Sons Nursery in Filmore, and K and M Roses in Buckatunna, MS. (Don't you love that city's name!) K and M is well-known for having many roses grafted onto Fortuniana rootstock which is getting to be famous for producing rose plants and blooms that are larger. Ottos & Sons Nursery is a wonderful place to visit and not that far from us. They have a sea of roses early in the year.

Once the roses come to the local nurseries, we like going to Walter Andersen Nurseries as they have a wonderful selection of potted roses. We also go to Armstrong Nursery. Near the end of the year or beginning of next, many of the 'big box' stores carry bare root roses. We have not had very good experience with getting roses in these stores and have seen obvious cane disease on them sometimes.

Also, this time of year is an excellent time to plant potted roses. These might be roses that you have that are now in pots, roses that someone has given you or ones that you have obtained at the SDRS rose auction or raffle. So start digging holes and preparing new beds for your new roses! It is very important to prepare the hole well. Remember "Don't put a \$25 rose in a 25 cent hole!" Before digging a hole, be sure you have the best location. It must have ample sunlight to provide sun to the rose for at least 6 hours along with adequate air circulation to cut down on fungal diseases. *And please do NOT plant a rose near a tree!* The tree will love to come and find the rose fertilizer that you give the rose. It will flourish and diminish the rose's chance to thrive.

Here are some standard guidelines for planting a potted rose.

- ◆ For a standard size rose dig a hole large enough for the root ball so there is adequate room for the roots to grow.
- ◆ Roses must have good soil drainage so check the hole by filling it with water and be sure the hole drains well and fairly quickly.
- ◆ Water the potted rose well before transplanting.
- ◆ For rose growers who have had issues with gophers, one solution is to put a 'gopher cage' inside the hole before planting. These can be obtained online or a nurseries, or can be made like a basket of chicken wire or hardware cloth. This discourages gophers from eating the roots of the rose plant.
- ◆ Prepare the hole by putting some amended soil in the bottom of the hole along with a handful of bone meal or super phosphate.
- ◆ Drop the root ball into the hole so that the bud union ends up being 1-2 inches above the level of the soil, allowing for the settling of the soil. Additional soil can be added to the hole to ensure this height.
- ◆ After the root ball is in position, add soil around the roots and tamp it down gently.
- ◆ Water the rose well.
- ◆ Wait until mid-February to fertilize the rose.



Planting bareroot roses requires a slightly different tactic which I will describe in December's *Rose Ramblings*. I will also offer some suggestions on building a raised bed for roses, and transplanting established roses from one spot in the garden to another. Keep an eye out for this useful information!

You can't plant roses if you haven't botany!

Do You Know Me? A Fun Identification Game for Roses

By Elaine Ornelas, cornelas1949@att.net

Here's a fun game for you! Guess the name of the roses in the photos below. There are some hints for you on the following page. Answers are on page 28. No cheating! Don't look at the answers first!



#1 _____



#2 _____



#3 _____



#4 _____



#5 _____



#6 _____



#7 _____





#8 _____



#9 _____

continued on page 24



Membership Update November 2021

By Kirk Rummel, Membership Chair, knrummel@sbcglobal.net

Well, our routine of meetings has resumed, and we are all delighted. Our last meeting was the second one now that the pandemic is somewhat under control and Balboa Park's management staff have allowed us to use our meeting rooms again.

With all this recent activity we need to think about renewing our membership for next year. We need to get everyone enrolled by the end of December for two reasons. First, we need to renew our annual insurance soon thereafter and second, we will be reissuing an updated directory of all members.

As usual, you can pay with a check to our PO box or online at our website. The renewals have started but if you can get them in soon it will ease my workload.

If you are planning to come to the holiday party you could pay then. Let's celebrate the past year and look forward to an exciting year ahead. Your dues will be the best investment you make. We will be welcoming the following new members:

Helena Fan and Bill Wixted
Cheryl Bugsch
Cynthia and Steve Lococo

Heads Up! It's time to renew for 2022.

The membership renewal form can be completed and payment submitted using this online link:

<https://www.sandiegorosociety.com/join>

Or, you can complete the form on the next page and bring it, with your payment, to the next meeting or mail it to:

**SDRS
PO Box 86124
San Diego CA 92138-6124**

**Please submit your membership form by the deadline of
December 31, 2021. Thank you.**

Why Join a Rose Society?

By Elaine Ornelas, ornelas1949@att.net with contributions by Kirk Rummel, SDRS VP Membership and Bob Martin, Master Rosarian

'Will it really help me with my roses?' That is sometimes what people ask when they consider joining a club or organization. But for gardening societies, usually the need arises out of a deep desire to add more beauty to the world and the Rose has always been a symbol of that. New members are looking to learn more about how to grow things. In this sometimes harsh world, especially with the COVID pandemic, people are looking for ways to soothe their souls, and refresh their minds and bodies. And gardens often offer that respite.

The San Diego Rose Society has been in existence for 94 years, almost a century! We have been providing a significant body of knowledge about how best to grow roses to its members and the public. We are one of the largest rose societies in the country with approximately 300 members, and many of those are new members who joined during the challenging years of 2020 and 2021! That is a phenomenal response, especially when we hear that so many gardening clubs are declining in membership! So why did they join? Most are just looking for the 'secrets' of growing beautiful roses. But also, many come to our meetings and events and read our newsletter for the social aspects of belonging to a group of nice people. For us personally, we came for the roses and stayed for the people.

Our society has a rich history of stepping up to do some of the most challenging aspects of being a rose society. Events that many societies shy away from are embraced by ours.

- ◆ Our society has hosted several **national conventions** in San Diego for the American Rose Society, an enormous task requiring many volunteers and long hours of planning
- ◆ We have also hosted **Pacific Southwest District (of the American Rose Society) conventions**.
- ◆ Each year our premier event is our very own **rose show**. To see the faces of the visitors who come to the show light up when they see the gorgeous perfection of some of the blooms...it's remarkable! Again, long hours of planning are involved. But it is so rewarding for the members, both experienced and novice, to bring their 'finest' to the show, exhibiting the roses their garden has produced after much love and care. It is also a great opportunity for visitors to see rose that they might want to add to their garden.
- ◆ The San Diego Rose Society also holds **monthly meetings** in Balboa Park with many highly sought-after speakers who have expert knowledge about 'all things roses'.
- ◆ In the spring we have **Open Garden events** where members can tour the beautiful gardens of some of our premier rosarians. They are well-attended events.
- ◆ During the months of January through June, and September through December members receive our online **newsletter** which has been awarded a 1st prize in the American Rose Society's newsletter contest for four consecutive years.
- ◆ There is a large number of **Consulting Rosarians** available to answer questions about the best rose growing practices.
- ◆ We also have a wonderful and informative **website** www.sandiegorosesociety.com and a Facebook page.
- ◆ Along with the Rose Garden Corps, we host an annual **rose pruning seminar** in the world-famous Inez Grant Parker Memorial Rose Garden in Balboa Park.
- ◆ We also have friendly **potluck meals** twice a year during one of our meetings, two very popular events.
- ◆ A **Rose Care Seminar** is facilitated by our group with lots of hands-on activities and learning sessions.
- ◆ And there is a large, catered **Holiday Party** each December at the house of one of our members.

Past President of the American Rose Society and San Diego Rose Society member, Bob Martin, tells us "By giving to roses, we receive from them." It follows that by giving to and joining a rose society, we will receive back so much more than we have invested.

So what's not to love! We **CELEBRATE** our society and its members! We **EMBRACE** all of our new members! We know that you will spread the word to all rose lovers to join (or rejoin) our ranks and **CELEBRATE** our most beloved flower, The Rose!





San Diego Rose Society
2022 Membership Application/Renewal

Date: _____

Name(s): _____

Address: _____

City: _____ State: _____ ZIP: _____

Phone: _____ Email Address: _____

(PRIVACY POLICY: Your information will never be released to entities other than the San Diego Rose Society and the American Rose Society, and will only be used for Rose Society Communication such as newsletters, membership renewal, event and meeting notices, and rose information.)

Check one: New Member [] Renewal []

Check Membership Level (Family membership)

Amount Enclosed:

- [] Regular Member (\$20) \$ _____
[] Contributing Member (\$25) \$ _____
[] Supporting Member (\$35) \$ _____
[] Sustaining Member (\$50) \$ _____
[] Patron (\$100) \$ _____
[] Additional Donation, if desired \$ _____

- Are you a member of the American Rose Society? Yes [] No []
Are you an active Consulting Rosarian? Yes [] No []
Are you an active Master Rosarian? Yes [] No []
Are you or do you wish to become a member of the Rose Garden Corps? Yes [] No []
(Help with the maintenance of the Balboa Park Rose Garden)

Payment Options: (Use only one option)

- 1. Send this form and a check payable to SDRS to:
SDRS Membership
P.O. Box 86124
San Diego, CA 92138-6124, or
2. Send payment via PayPal. See link on https://www.sandiegorosesociety.com/join or
3. Bring completed form and payment to the next SDRS event you attend.


Thank you so much for your continuing support of our San Diego Rose Society !

In Memoriam

John Lester

September 17, 1938-September 8, 2021

As a follow-up to last month's "In Memoriam" regarding John Lester, donations SDRS has received in his honor now total over \$2,700. The many generous donations have been from a variety of his family members, friends, and of course his many SDRS friends. One particularly noteworthy donation this month was received from a former student of John's, Major Garrett, now Chief Washington Correspondent for CBS News, whom John taught in the 8th and 9th grades. Mr. Garrett's accompanying note referred to his donation as a "token of recognition and gratitude" for John as "one of San Diego's finest teachers and renowned rose enthusiast, [who] was vital in my life."



In Our Thoughts and Prayers.....

Please keep these members in your thoughts and prayers as they have been recovering from illness, injury or are recovering from surgery.

- ◆ Marty Kolb
- ◆ Richard Burk
- ◆ Carl Mahanay



Event Calendars and Web Sites

San Diego Rose Society Calendar of Events

2021

Tuesday, November 2, 2021, 12 noon: SDRS Board Meeting at the Ornelas' house

Tuesday, November 1-15, 2021: California Coastal Rose Society 'Save the Roses!' Online Auction; (see page 8 for details)

Monday, November 15, 2021, 7:30 p.m.: SDRS Monthly Meeting; (see page 1 for details)

Sunday, December 12, 2021, 12:30 p.m.: SDRS Annual Holiday and Awards Luncheon; Linda Clark's house; (see page 4 for details)

2022

Saturday, January 8, 2022, 9:00 a.m.—11:00 a.m.: Rose Pruning Seminar; Inez Parker Grant Balboa Park Rose Garden

April 30-May 1, 2022: San Diego Rose Society Rose Show (details to follow)

Other Local and Regional Gardening Events

2021

November 13, 2021: Desert Rose Society Rose Show; Palm Desert Community Center, 43900 San Pablo in Palm Desert; entries accepted from 6 am to 9:30 am; show open from 12:30 to 4:30 pm; see website for more details: <https://www.desertrosesociety.com/latest-news>

San Diego Floral Association Calendar <http://www.sdfloreal.org/calendar.htm>

San Diego Botanic Garden Calendar <https://www.sdbgarden.org/events.htm>

Useful Websites and Links

San Diego Rose Society (www.sandiegorosesociety.com)

American Rose Society (www.rose.org)

American Rose Society Pacific Southwest District (www.pswdrose.org)

Help Me Find (roses) (www.helpmefind.com/rose)

Rose Show Results (<http://www.roseshow.com/results/>)

Answers to Rose Identification Game

1. 'Ketchup & Mustard'
2. 'St. Patrick'
3. 'Strawberry Kisses'
4. 'Chihuly'
5. 'Mister Lincoln'
6. 'Gemini'
7. 'Marilyn Monroe'
8. 'Bees Knees'
9. 'Fourth of July'

Process for Contacting Consulting Rosarians

By Elaine Ornelas, cornelas1949@att.net and Beth VanBoxtel, SDRS webmistress

The listing below for consulting rosarians is also listed on the San Diego Rose Society's website, including phone numbers and email addresses. Our website is a public domain and can be viewed by everyone and is intended to be that way so that the public can harvest useful information about growing roses. However the email address can be accessed by 'web crawlers' and can be used to generate spam emails and spam phone calls. Listing emails and phone numbers is not a good idea with today's data breaches. So our board has decided, at our webmistress' encouragement, to not post emails and phone numbers.

So the procedure for contacting consulting rosarians is to use a generic contact email address, listed below. Once the user accesses this email the message goes directly to the webmistress who will forward the email on to the appropriate consulting rosarian. Hopefully this will prevent any adverse conditions which might have resulting from having the emails and phone numbers posted readily.

SDRS email address: sandiegorosesociety@gmail.com

Consulting Rosarians for San Diego Rose Society

Name	Area	County Location
Christine Allan	La Jolla	W
Steve Berry	San Diego	C
Frank Brines, Master Rosarian	San Diego	E
Gary Bulman	Escondido	N
Linda Clark	La Mesa	E
Ken Huff	Escondido	N
Bob Kolb	Sunset Cliffs	W
Deborah Magnuson	Clairemont	W
Carl Mahanay	Imperial Beach	S
Dona Martin, Master Rosarian	Escondido	N
Bob Martin, Master Rosarian	Escondido	N
Soledad "Rita" Morris	San Diego	C
Elaine Ornelas	Clairemont	W
Bill Ornelas	Clairemont	W
Rita Perwich	Coronado	W
Jim Price	San Diego	C
Dwyn Robbie, Master Rosarian	Del Mar	W
Robert Russell	Crest	E
Natalie Stout	Kensington	C
Sue Streeper, Master Rosarian	El Cajon	E
Ruth Tiffany, Master Rosarian	San Carlos	E
Beth Van Boxtel	Encinitas	N

List of Nurseries for Roses

Here is a list of nurseries which some of our rosarians commonly use to obtain roses.

Some of these are local and some are some distance from San Diego or are for on-line ordering only.

LOCAL:

Armstrong Garden Centers	www.armstronggarden.com
Walter Andersen	www.walterandersen.com
Kniffings	www.kniffingsnursery.com
El Plantio Nursery	www.elplantationnursery.com
Hunters	www.huntersnursery.com
Evergreen	www.evergreennursery.com
Waterwise Botanicals	www.waterwisebotanicals.com

NOT LOCAL, OR FOR ON-LINE ORDERING ONLY:

K and M Roses	www.kandmroses.com
Regan Nursery	www.regannursery.com
Wisconsin Roses	www.wiroses.com
Palatine Roses	www.palatineroses.com
Angel Gardens	www.angelsgardens.com
Laguna Hills Nursery	www.lagunahillsnursery.com
Plant Depot	www.plantdepot.com
Rogue Valley Roses	www.roguevalleyroses.com
Green Thumb	www.greenthumb.com
Cool Roses	www.coolroses.com
Otto & Sons	www.ottoandsons-nursery.com
Heirloom Roses	www.heirloomroses.com
Burlington Roses	www.burlingtonroses.com
Antique Rose Emporium	www.antiqueroseemporium.com
Roses Unlimited	www.rosesunlimitedsc.com

Photo Credits for This Issue

Page 1: Photo submitted by Ruth Tiffany

Page 2: Photo of Bill Ornelas by Elaine Ornelas; rose photos from Help Me Find website except for photo of 'Bees Knees' by Elaine Ornelas

Page 3: Photo submitted by Deborah Magnuson

Page 8: Photo of John Bagnasco by Elaine Ornelas; photo of 'Mrs. Miniver' from Help Me Find

Page 9: Photo of Rita Perwich by Elaine Ornelas; other photos by Rita Perwich

Page 11: Photos submitted by Robert and Kristine Russell

Page 12: Photo of Rand and Christine Allan by Elaine Ornelas; photos of butterflies by Rand and Christine Allan

Pages 13-18: Photo of Bob Martin from 2021 ARS Convention staff; photos of 'Ann Boleyn', 'Benjamin Britten', 'Carding Mill', 'Corvedale', 'Crocus Rose', 'Darcey Bussell', 'Golden Celebration', 'Litchfield Angel', 'Port Sunlight', 'Princess Alexandra of Kent', and 'William Shakespeare' by Bob Martin; photos of 'Alnwich Castle', 'Queen of Sweden', and 'Huntington Rose' by David Austin; photos of 'Charles Darwin' and 'Graham Thomas' by Dona Martin

Pages 18-20: Photos by Elaine Ornelas

Page 22: Photo from internet

Pages 23: Photos by Elaine Ornelas

Page 24: Photos from internet

Page 27: Photo of John Lester by Barbara Lester; photo of bouquet by Elaine Ornelas

Rose Ramblings

Newsletter of the San Diego Rose Society

Editor: Elaine Ornelas, ornelas1949@att.net

Assistant Editor: Sue Streeper, streepersue@gmail.com

Webmaster and Social Media Coordinator: Beth Van Boxtel,
bethpaige@gmail.com

Review and Printing: Linda Hitney, linda.hitney@gmail.com