

# Outagamie County Fair Junior Fair Premium Book



July 19-23, 2023  
2024 TBD




Entries due June 25<sup>th</sup>  
[www.OutagamieCountyFair.com](http://www.OutagamieCountyFair.com)





**Outagamie County Fair Association:**

*Our mission is to provide education and quality entertainment and to promote agriculture, youth development, and family fun for Outagamie County and fair-goers of Northeastern Wisconsin.*



**Animal Fees**

Animal Fees are REQUIRED for all Junior Fair animal exhibits housed during the Fair.

- Fee totals will be determined after your online entry has been received. Exhibitors will receive an email with the amount due and with payment options approximately 10 days after the entry deadline.
- Fees will be due to the Outagamie County Fair by June 20<sup>th</sup>.
- Exhibitors with unpaid fees will NOT be allowed to exhibit their animals.
- NO refunds will be given for animal exhibits entered, but not brought to the fair.

**\$3** for each dairy, beef, hog, sheep, and goat entered

**\$1** for each poultry and rabbit entered

Department	Index	Page Number
	<a href="#"><u>Judging Schedule</u></a>	3
	<a href="#"><u>General Rules &amp; Regulations</u></a>	4
	<a href="#"><u>Show Ring Ethics</u></a>	7
Dept. 101	<a href="#"><u>Dairy Cattle</u></a>	8
Dept. 102	<a href="#"><u>Beef Cattle</u></a>	9
Dept. 103	<a href="#"><u>Swine</u></a>	10
Dept. 104	<a href="#"><u>Sheep</u></a>	11
Dept. 105	<a href="#"><u>Goats</u></a>	12
Dept. 106	<a href="#"><u>Horse &amp; Pony/Horseless Horse</u></a>	13
Dept. 107	<a href="#"><u>Poultry</u></a>	15
Dept. 108	<a href="#"><u>Rabbits</u></a>	17
Dept. 109	<a href="#"><u>Dogs</u></a>	18
Dept. 110	<a href="#"><u>Animal &amp; Vet Science - Pets</u></a>	19
Dept. 113	<a href="#"><u>Cats</u></a>	20
Dept. 114	<a href="#"><u>Plant &amp; Soil Science</u></a>	21
Dept. 115	<a href="#"><u>Flowers &amp; Houseplants</u></a>	22
Dept. 116	<a href="#"><u>Natural Sciences</u></a>	24
Dept. 117	<a href="#"><u>Young Exhibitors (Cloverbuds)</u></a>	27
Dept. 118	<a href="#"><u>Cultural Arts</u></a>	27
Dept. 120	<a href="#"><u>Photography</u></a>	29
Dept. 121	<a href="#"><u>Computers</u></a>	30
Dept. 122	<a href="#"><u>Woodworking</u></a>	31
Dept. 123	<a href="#"><u>Electricity</u></a>	31
Dept. 124	<a href="#"><u>Mechanical Projects</u></a>	32
Dept. 125	<a href="#"><u>Foods &amp; Nutrition &amp; Preservation</u></a>	34
Dept. 126	<a href="#"><u>Clothing</u></a>	37
Dept. 127	<a href="#"><u>Knitting &amp; Crocheting</u></a>	37
Dept. 128	<a href="#"><u>Home Environment</u></a>	38
Dept. 129	<a href="#"><u>Child Development</u></a>	39
Dept. 131	<a href="#"><u>Communications</u></a>	39
Dept. 132	<a href="#"><u>Educational Booths</u></a>	39
Dept. 133	<a href="#"><u>Youth Leadership &amp; Self-Determined</u></a>	40
Dept. 134	<a href="#"><u>Citizenship</u></a>	40
	<a href="#"><u>ATCP 160 Regulations</u></a>	41
	<a href="#"><u>Animal Health Regulations</u></a>	44



## Outagamie County Fair Association

P.O. Box 246 • Seymour, WI 54165

(920) 833-2941

Email: [outagamiecofair@yahoo.com](mailto:outagamiecofair@yahoo.com) • Website: [www.OutagamieCountyFair.com](http://www.OutagamieCountyFair.com)

Entry questions can be emailed to [outagamiefairentries@gmail.com](mailto:outagamiefairentries@gmail.com) or call Tammy at (920) 997-0363

### Outagamie County Junior Fair Schedule

Day	Time	Department		Building
<b>June 25</b>	11:59 pm	<b>Entries DUE</b>		
<b>July 1</b>	11:59 pm	Dept. 131	Communications Entries DUE – email to <a href="mailto:outagamiefairentries@gmail.com">outagamiefairentries@gmail.com</a>	
<b>Thursday before fair</b>	7 pm	Dept. 109	Dog Agility held at Winnegamie Dog Club	
<b>Saturday before Fair</b>	8 am	Dept. 106	Horse	Arena
<b>Sunday before fair</b>	9 am	Dept. 109	Dog Obedience held at Winnegamie Dog Club	
<b>Tuesday</b> <i>ALL non-animal exhibits are entered on Tuesday</i>	<b>Noon – 6 pm</b>	Dept. 110	Animal & Vet Science	#11
		Dept. 115	Flowers and Houseplants	#11
		Dept. 116	Natural Sciences	#11
		Dept. 117	Young Exhibitors (Cloverbuds)	#5
		Dept. 118	Cultural Arts	#5
		Dept. 120	Photography	#6
		Dept. 121	Computers	#5
		Dept. 122	Woodworking	#5
		Dept. 123	Electricity	#11
		Dept. 124	Mechanical Sciences	#11
		Dept. 125	Foods and Nutrition & Food Preservation	#5
		Dept. 126	Clothing	#5
		Dept. 127	Knitting & Crocheting	#5
		Dept. 128	Home Environment	#5
<b>Wednesday</b> <i>All animals must be entered by 6 pm</i>	9 am	Dept. 114	Plant Science <i>(enter on Tues. – Judged on Wed.)</i>	#11
		Dept. 118	Theatre Arts <i>(enter on Tues. – Judged on Wed.)</i>	#5
		Dept. 133	Youth Leadership <i>(enter on Tues. – Judged on Wed.)</i>	#5
	11:30 am	Livestock weigh-in and carcass judging until 4:30 pm		#12
4 pm	Dept. 105	Goats	#9	
<b>Thursday</b>	7:45 am	Dept. 103	Swine	#12
	8:30 am	Dept. 108	Rabbits	#4
	9 am	Dept. 101	Dairy	#9
	3:30 pm	Dept. 104	Sheep	#12
<b>Friday</b>	8 am	Dept. 102	Beef	#12
	8:30 am	Dept. 107	Poultry	#4
	Noon	Dept. 101	Dairy Showmanship	#9
<b>Saturday</b>	9 am	Dept. 106	Horse Gymkhana	Arena
<b>Sunday</b>	10 am	Dept. 113	Cats	#7
	12:30 pm	Dept. 110	Pets	#4
	2 pm	Dept. 109	Dog Rally Presentation	#9



## Outagamie County Fair Association Junior Fair General Rules and Regulations

### Outagamie County Fair Board Statements:

1. The Outagamie County Fair is operated by the Board of Directors of the Outagamie County Fair Association, a tax-exempt 501(c)3 organization.
2. The Outagamie County Fair Board reserves the right to amend or add to these rules at any time.
3. Please check the online version of the fair premium book for updates. The Online Premium Book supersedes the printed Outagamie County Fair Premium Book.

### Eligibility and Entry Requirements:

4. Wisconsin Agriculture, Trade, and Consumer Protection Chapter ATCP 160 governs county fairs.
5. Entries in this division are open to certified members of county recognized youth organizations under adult leadership with an education program approved by the fair.
6. Junior Fair exhibitors must be under 20 years of age as of January 1 of the current year.
7. Department 117 is open to youth in grades K5-2<sup>nd</sup> grade.
8. Youth must be members in good standing of their organization on or before March 15 of the fair year.
9. A Junior Fair exhibitor may only exhibit in projects that he/she is enrolled in for the current year.
10. All exhibits must represent the work of the exhibitor for the current year only.
11. Any exhibitor showing at a different county fair in the same calendar year in junior competition is not eligible to exhibit in the same department at the Outagamie County Fair.
12. Junior Fair entry begins on May 15<sup>th</sup> online at [www.OutagamieCountyFair.com](http://www.OutagamieCountyFair.com). Only online entries will be accepted. Please print a copy of your online confirmation for proof of entry.
13. **Junior Fair entry deadline is JUNE 25<sup>th</sup>** at 11:59 PM.
14. **NO LATE ENTRIES!!!** NO changes or additions to entries will be allowed after the deadline.
15. All exhibitor families must turn in a signed Code of Conduct to the Fair Office by July 10.

### Exhibit Information:

16. Entry tags will be ready by July 1.
17. **ALL non-animal exhibits must be entered on TUESDAY between Noon and 6 PM.**
18. **ALL animal exhibits must be entered by 6 PM on WEDNESDAY.**
19. Only one entry per lot number is permitted. Exception may be made in market classes.

20. Entry tags must be securely fastened to the exhibit. Claim checks are required for release of entries on Sunday.
21. No junior fair exhibitor will be allowed to enter the same animal or item in both junior and open class.
22. A junior fair exhibitor may enter in open class – exhibitor must follow open class regulations.
23. Exhibitors are requested to pay particular attention to their articles or animals on exhibition and at the close of the fair take charge of the same.
24. The Outagamie County Fair Association will take every precaution for the safekeeping of exhibits but will not be held responsible for any damage, loss, or accident that may occur.
25. Exhibits will be released at 5 PM on Sunday. Buildings will remain open until 6:30 PM for pickup of entries. **NOTE: ALL LIVESTOCK exhibits (including barn decorations and supplies) will remain in place until 5:30 pm.** Exhibitors are expected to help with load-out of animals going to processors at 5 pm.
26. Any exhibits, including equipment, being removed from the barns, buildings, and fairgrounds prior to the scheduled release will forfeit all privileges and premiums and be subject to such penalty as the fair management may order.
27. All barn decorations must stay in place until 5:30 pm on Sunday.

### Animal Exhibitor Information:

28. Live animals may be exhibited by those in grades 3 and up.
29. Animal exhibitors must provide State approved identification for each animal.
30. Premise ID is required on entry information.

**It is the responsibility of each exhibitor to care for animals in a manner that is responsible and ethical.**

Any type of rough handling which could harm the animal is prohibited. The use of whips, canes, and show sticks should be restricted to showing only and then be used only to guide the animals, not punish them.

Any violation of the IAFE National Show Ring Code of Ethics will result in immediate disqualification as well as loss of standing, awards, and premiums, and a one-year suspension from fair activities. A second violation will result in permanent exclusion from any and all future Outagamie County Fair activities. The Fair Board reserves the right to test any animal at any time for any reason.



31. Market class exhibitors are allowed 2 entries in a lot (3 for sheep) but only 1 per weight break. Only 1 premium will be paid per weight break.
32. All animals entered in purebred classes must be registered and papers shown to the superintendent.
33. Animal fees are required to be paid by July 10<sup>th</sup>. Fees may be mailed to the Fair Office at P.O. Box 246, Seymour, WI 54165 or an online payment option will be available after June 1 on the website [www.OutagamieCountyFair.com](http://www.OutagamieCountyFair.com).
34. The Fair Association does not furnish feed, straw, or bedding for animals.
35. Animal exhibitors are required to turn in the Animal Check-In forms to the Superintendent on entry day.
36. Animals which show symptoms of a disease cannot be shown. The superintendent of any department may in his/her discretion require the exhibitor to procure a written confirmation from a licensed veterinarian that the animal is free of any infectious or contagious disease.
37. It is suggested that all animals be the property of the exhibitor and in all cases, they must be fed and cared for by the exhibitor.
38. Animals must be fed and watered and pens cleaned by 9 a.m. daily. Exhibitors must continue to maintain the pen/stalls and ensure animal well-being throughout the day.
39. All animals entered in purebred classes must be registered and papers shown to the superintendent.
40. Decorations in the dairy and livestock barns must be complete by 7 PM on Wednesday of fair week.
41. Preparing and presenting food for consumption is not allowed in the barns.
42. Animal air conditioners/misters/evaporative coolers are prohibited at the Outagamie County Fair.
43. Any drenching must be done under the supervision of the Fair's vet with the knowledge of the department superintendent.
44. Show boxes can be checked by department superintendents at any time.

**Judging Information:**

45. **NOTE:** If you cannot be present for face-to-face judging, a note card should be attached to entry explaining how the entry was completed, year in project, and exhibitor's age. Have someone drop it off and the judge will evaluate during a break in judging. There is no automatic penalty for exhibitors who are not present for their judging.
46. Exhibitors must bring a device to play any video, power point, music, or computer entries that need to be played.
47. All decisions of the judge are final. All exhibitors, parents, and spectators are expected to treat judges

with respect. Anyone is welcome to discuss with the judge ways to improve their project or their showing skills after the completion of the show. It is not appropriate to harass or argue with the judge.

**Judging Method Descriptions:**

**Regular Judging (Open Class)** There is one 1<sup>st</sup>, one 2<sup>nd</sup>, one 3<sup>rd</sup>, and one 4<sup>th</sup> place. Judge does not have to give a 1<sup>st</sup>. Below 4<sup>th</sup> receives no ribbons and no premiums.

**Danish Judging** - This is the traditional system whereby all exhibits of the same lot number are presented simultaneously to the judge. The judge evaluates each exhibit but is permitted to give a maximum of 25% ribbons to each group (blue, red, white, pink).

**Face-to-Face Judging** - This type of judging allows for more flexibility on the part of the judge and the exhibitor. Exhibitors bring all their exhibits in that department to be judged at one time and talk to the judge about the exhibits. Exhibits are not compared with other exhibits in the same lot number but judged on their own merit.

**Ribbons:**

- 1<sup>st</sup> - Blue - Excellent
- 2<sup>nd</sup> - Red - Very Good
- 3<sup>rd</sup> - White - Good
- 4<sup>th</sup> - Pink - Needs Improvement

48. Exhibits not meeting the requirements will be lowered one placing.

**Additional Information:**

49. Admission to the grounds will be charged Wednesday from 4 PM to close and daily from 8 AM to close.
50. Only animals entered as exhibits or for fair sponsored exhibitions are allowed on the grounds.
51. The Outagamie County Fair Association has the right to publish and copyright any exhibitor's image (including audio, moving image, or photography) for educational programs, websites, and promotion of its programs. Any exhibitor not wanting to be photographed needs to submit a letter to the Fair Office by April 1.
52. Those participating in the Outagamie County Junior Fair may request reasonable accommodations for disabilities by contacting the Fair Office by July 1<sup>st</sup>.

**Poster Information:**

53. Posters must be designed on or affixed to standard poster board (14"x22" OR 22"x28").
54. Displays must not exceed 36" x 48".
55. Posters may use any medium: watercolor, ink, crayon, acrylic, charcoal, oil, computer-generated, collage, etc.
56. Staple entry tag on the front in the top right-hand corner.



The Outagamie County Fair Board would like to acknowledge and thank the **Valley Veterinary Clinic** in Seymour



57. Posters/displays should be dated on the back with the current fair year.

**Award Information:**

- 58. Please send a thank you to any sponsors of awards that you received!
- 59. Premium checks must be cashed within 120 days of date of issue.
- 60. Should a premium be found to have been obtained by false evidence or misrepresentation or a violation of any other rules contained in this book, the exhibitor will be deemed to have forfeited the premium and the money will be withheld by the Fair Association.

**Junior Fair Exhibitor Conduct:**

- 61. Respect
  - Self-respect is most important. It is extremely difficult to respect others if you do not respect yourself.
  - Respect for adults reflects a willingness and choice to learn from their knowledge and experiences.
  - Respect of children – children deserve respect that comes with patience and understanding of their needs.
  - Respect of peers means choosing to treat people fairly and with dignity.
  - Respect of property is choosing to use another’s property with permission and with care.
  - Respect of country is recognizing our country’s symbols such as the flag, national anthem, etc.
- 62. Exhibitors shall at all times behave themselves with honesty and good sportsmanship. The exhibitor’s conduct in this competitive environment shall always reflect the highest standard of honor and dignity.
- 63. Demonstrate healthy choices. Possession and/or use of alcohol, tobacco, weapons, or illicit drugs/medication(s) is forbidden.
- 64. Youth are expected to use good judgement in selecting appropriate clothing to wear. Exhibitors are required to wear shoes in the barns.
- 65. Use of language and gestures found to be objectionable to others is not permitted.
- 66. Direct criticism or interference with the judge, fair or show management, other exhibitors, or show officials before, during, or after the competitive event is prohibited. All judges and fair and show management shall be treated with courtesy, cooperation, and respect, and no person shall direct abusive or threatening conduct toward them. Violation of this rule shall subject such individual to disciplinary action.

**Your Fair Department Superintendents are:**

- Adult volunteers who are accountable to the Fair Board and serve the best interests of the Outagamie County Fair.
- Responsible for managing the exhibits of his/her department.
- Responsible for making initial decisions on fair rule interpretation in his/her department.
- Responsible for managing and delegating the duties pertaining to the efficient operation of his/her department.

**Note to adults:** In respect for our Junior Fair exhibitors, please refrain from drinking alcohol in the barns.

**Rules Violation Information**

- 67. The Outagamie County Fair Board reserves the right to interpret rulings should questions arise.
- 68. Exhibitors violating any of the above rules and/or department rules will be subject to any or all of the following consequences:
  - Notification of emergency personnel if there is reason to believe that it is necessary.
  - Notification of parents or guardians.
  - Individual may be required to appear before the Outagamie Co. Fair Association Board to explain his/her actions.
  - Removal of individual and his/her exhibits from the present year’s Junior Fair. Any premiums earned will be revoked.
  - Revocation of privilege to enter exhibits in future Outagamie County Fairs.
  - Livestock Exhibitors could lose the opportunity to sell at this year’s auction and/or next year’s auction.
- 69. Any deliberate manipulation of rules or entries to gain an unfair advantage shall result in forfeiture of ALL premiums and awards as well as possible disbarment for up to three (3) years from the Outagamie County Fair.





## IAFE – International Association of Fairs and Expositions National Code of Show Ring Ethics

Exhibitors of animals at livestock show shall at all times deport themselves with honesty and good sportsmanship. Their conduct in this competitive environment shall always reflect the highest standards of honor and dignity to promote the advancement of agricultural education. This code applies to junior as well as open class exhibitors who compete in structured classes of competition. This code applies to all livestock offered in any event at a livestock show. In addition to the “IAFE National Code of Show Ring Ethics”, fairs and livestock shows may have rules and regulations which they impose on the local, county, state, provincial, and national levels.

All youth leaders working with junior exhibitors are under an affirmative responsibility to do more than avoid improper conduct or questionable acts. Their moral values must be so certain and positive that those younger and more pliable will be influenced by their fine example. Owners, exhibitors, fitters, trainers, and absolutely responsible persons who violate the code of ethics will forfeit premiums, awards, and auction proceeds and shall be prohibited from future exhibition in accordance with the rules adopted by the respective fairs and livestock shows. Exhibitors who violate this code of ethics demeaning the integrity of all livestock exhibitors and should be prohibited from competition at all livestock shows in the United States and Canada.

The following is a list of guidelines for all exhibitors and all livestock in competitive events:

1. All exhibitors must present, upon request of fair and livestock show officials, proof of ownership, length of ownership, and age of all animals entered. Misrepresentation of ownership, age, or any facts relating thereto is prohibited.
2. Owners, exhibitors, fitters, trainers, or absolutely responsible persons shall provide animal health certificates from licensed veterinarians upon request by fair or livestock show officials.
3. Junior exhibitors are expected to care for and groom their animals while at fairs or livestock shows.
4. Animals shall be presented to show events where they will enter the food chain free of drugs. The act of entering an animal in a livestock show is the giving of consent by the owner, exhibitor, fitter, trainer and/or absolutely responsible person for show management to obtain any specimens of urine, saliva, blood, or other substances from the animal to be used in testing. Animals not entered in an event which culminates with the animal entering the food chain shall not be administered drugs other than in accordance with applicable federal, state, and provincial statutes, regulations and rules. Livestock shall not be exhibited if the drugs administered in accordance with federal, state, and provincial statutes, regulations and rules affect the animal's performance or appearance at the event.

If the laboratory report on the chemical analysis of saliva, urine, blood, or other sample taken from livestock indicates the presence of forbidden drugs or medication, this shall be prima facie evidence such substance has been administered to the animal either internally or externally. It is presumed that the sample of urine, saliva, blood, or other substance tested by the approved laboratory

to which it is sent is the one taken from the animal in question, its integrity is preserved and all procedures of said collection and preservation, transfer to the laboratory and analysis of the sample are correct and accurate and the report received from the laboratory pertains to the sample taken from the animal in question and correctly reflects the condition of the animal at the time the sample was taken, with the burden on the owner, exhibitor, fitter, trainer, or absolutely responsible person to prove otherwise at any hearing in regard to the matter conducted by the fair or livestock show.

At any time after an animal arrives on the fair of livestock show premises, all treatments involving the use of drugs and/or medications shall be administered by a licensed veterinarian.

5. Any surgical procedure or injection of any foreign substance or drug or the external application of any substance (irritant, counter-irritant, or similar substance) which could affect the animal's performance or alter its natural contour, confirmation, or appearance, except external applications of substances to the hoofs or horns of animals which affect appearance only and except for surgical procedures performed by a duly licensed veterinarian for the sole purpose of protecting the health of the animal, is prohibited.
6. The use of showing and/or handling practices or devices such as striking animals to cause swelling, using electrical contrivance, or other similar practices are prohibited.
7. Direct criticism or interference with the judge, fair or livestock show management, other exhibitors, breed representatives, or show officials before, during, or after the competitive event is prohibited. In the furtherance of their official duty, all judges, fair and livestock show management, or other show officials shall be treated with courtesy, cooperation, and respect and no person shall direct abusive or threatening conduct toward them.
8. No owner, exhibitor, fitter, trainer, or absolutely responsible person shall conspire with another person or persons to intentionally violate this code of ethics or knowingly contribute or cooperate with another person or persons either by affirmative action or inaction to violate this code of ethics. Violation of this rule shall subject such individual to disciplinary action.
9. The application of this code of ethics provides for absolute responsibility for an animal's condition by an owner, exhibitor, fitter, trainer, or participant whether or not he or she was actually instrumental in or had actual knowledge of the treatment of the animal in contravention of this code of ethics.
10. The act of entering an animal is the giving of consent by the owner, exhibitor, fitter, trainer, or absolutely responsible person to have any disciplinary action taken by the fair or livestock show against such individuals published in any publication of the International Association of Fairs and Expositions including *Fairs and Expositions* and any special notices to members.
11. The act of entering an animal in a fair or livestock show is the giving of verification by the owner, exhibitor, fitter, trainer, or absolutely responsible person that he or she has read the IAFE National Code of Show Ring Ethics and understands the consequences of and penalties provided for actions prohibited by the code. It is further a consent that any action which contravenes these rules and is also in violation of federal, state, or provincial statutes, regulations, or rules may be released to appropriate law enforcement authorities with jurisdiction over such infractions.

**It is an honor to win.  
But it is more important to win with honor.**





## Department 101 – Dairy

Judging will begin at 9 AM on Thursday  
Showmanship will be judged Friday at Noon

**Entry Information**

- Open to youth enrolled in the 4-H Dairy project or youth of other groups doing equivalent work.
- Exhibitors may enter and **exhibit 6 animals** – as long as space allows. Member may only exhibit 1 animal per lot number.
- Wisconsin approved identification must be entered for all animals.
- Any Holstein with a RHA lower than 87% must be entered as a grade animal.
- Animals must be in exhibitor’s possession by June 1.

All dairy exhibitors are eligible to enter an educational exhibit. Please see Dept. 110 - Class C

**Exhibit Information**

- Refer to ATCP 160.08 for age divisions.
- Exhibits must abide by WI County Fair Health Rules.
- The Animal Check-In Form must be turned in to the superintendent at check-in. You **must** list your Premise ID number.
- All purebreds must show proof of registration to Fair Superintendent on entry day of the fair.
- Exhibitors must follow all department, county, and state rules listed under general guidelines.
- It is recommended that exhibitors have liability insurance.
- Animals and exhibits must be clean and in place by 9 AM each day and must remain clean throughout the day.
- Exhibitors may not wear shirts which identify them to a farm or herd while in the show ring.
- Unruly animals in the show ring are taken to the side, not shown any further in the ring, but will be placed.
- If an animal cannot be shown for health reasons, another animal may be shown in the same class and lot *IF approved in writing by a dairy superintendent* up until fair entry day. Fair office must be notified of change.
- If an exhibitor enters only one animal and that animal is not allowed to come for vet certified reasons, exhibitor may exhibit another animal entered in junior fair for showmanship only.
- Dairy animals may be released at 7 PM on Saturday by the Dairy Superintendent to be transported directly to district/state breed shows. Proof of entry in the show must be provided by the exhibitor.
- Proper dress code is required. White pants, belt, white button up or collared shirt (can wear a colored shirt during judging only, not showmanship), and closed toe boots or shoes, not tennis shoes.



- CLASS A – Ayrshire**
- CLASS B – Brown Swiss**
- CLASS C – Guernsey**
- CLASS D – Jersey**
- CLASS E – Milking Shorthorn**
- CLASS F – Holstein**

Premiums: \$9 - \$8 - \$7 - \$5.

Lot numbers

1. Heifer calf, spring - Purebred
2. Heifer calf, spring - Grade
3. Heifer calf, winter - Purebred
4. Heifer calf, winter - Grade
5. Heifer calf, fall - Purebred
6. Heifer calf, fall – Grade

Premiums: \$11 - \$9 - \$7 - \$5

7. Heifer, summer yearling – Purebred
8. Heifer, summer yearling – Grade
9. Heifer, spring yearling – Purebred
10. Heifer, spring yearling – Grade
11. Heifer, winter yearling – Purebred
12. Heifer, winter yearling – Grade
13. Heifer, fall yearling – Purebred
14. Heifer, fall yearling – Grade

Premiums: \$12 - \$10 - \$8 - \$6

15. Cow, 2-year old – Purebred
16. Cow, 2-year old – Grade
17. Cow, 3-year old – Purebred
18. Cow, 3-year old – Grade
19. Cow, 4-year old – Purebred
20. Cow, 4-year old – Grade
21. Cow, 5 years and over – Purebred
22. Cow, 5 years and over – Grade
23. Dry cow, 3 years and over – Purebred
24. Dry cow, 3 years and over – Grade

Don't forget to sign up for Showmanship!

See Class J

**CLASS G – Any other Dairy Breed not listed**

Grade or purebred

Premiums: \$8 - \$7 - \$6 - \$5

25. Heifer calf, spring
26. Heifer calf, winter
27. Heifer calf, fall
28. Heifer, summer yearling
29. Heifer, spring yearling
30. Heifer, winter yearling
31. Heifer, fall yearling
32. Cow, 2-year-old
33. Cow, 3-year-old
34. Cow, 4 years and over
35. Dry cow, 3 years and over



- Spring Calf** – DOB is on or after March 1 of the exhibit year
- Winter Calf** – DOB is between Dec. 1 of the year preceding the exhibit year and Feb. 28 or 29 of exhibit year
- Fall Calf** – DOB is between Sept. 1 and Nov. 30 of the year preceding the exhibit year
- Summer Yearling** – DOB is between June 1 and Aug. 31 of the year preceding the exhibit year
- Spring Yearling** – DOB is between March 1 and May 31 of the year preceding the exhibit year
- Winter Yearling** – DOB is between Dec. 1 of the second year preceding the exhibit year and Feb. 28 or 29 of the year preceding the exhibit year
- Fall Yearling** – DOB is between Sept. 1 and Nov. 30 of the second year preceding the exhibit year
- Cow, 2-year old** – DOB is between Sept. 1 of the third year preceding the exhibit year and Aug. 31 of the second year preceding the exhibit year – includes a yearling that has freshened
- Cow, 3-year old** – DOB is between Sept. 1 of the fourth year preceding the exhibit year and Aug. 31 of the third year preceding the exhibit year
- Cow, 4-year old** – DOB is between Sept. 1 of the fifth year preceding the exhibit year and Aug. 31 of the fourth year preceding the exhibit year





## Outagamie County Junior Fair Premium Book

### **CLASS H – Exhibitor Herd** – Ribbon only

All animals in this group must have been carried as a project by the person showing. **MUST be on entry form.**

Lot numbers

- 36. Cow and offspring (any breed) – grade or purebred
- 37. Produce of dam (any breed) – grade or purebred – 2 animals, same dam (dam to be owned and raised by exhibitor)
- 38. Ayrshire young herd
- 39. Brown Swiss young herd
- 40. Guernsey young herd
- 41. Holstein young herd
- 42. Jersey young herd
- 43. Milking Shorthorn young herd
- 44. Bred and owned by junior exhibitor – any age, any breed

**YOUNG HERD** consists of 3 animals:

- o Cow, 2 years and over
- o Yearling heifer
- o Heifer calf

### **CLASS I – Best Club Exhibit** – Ribbon only

- Open to any club exhibiting 5 animals
  - One entry per club
45. Best Club Exhibit

### **CLASS J – Dairy Showmanship**

- Youth must show his/her project animal.
  - An animal may only be shown once for showmanship.
  - Danish judging
  - Back tag numbers must be worn into ring
  - Premiums: \$3 - \$2.50 - \$2 - \$1.50
46. Members in grades 3-4  
 47. Members in grades 5-6  
 48. Members in grades 7-8  
 49. Members in grades 9-10  
 50. Members in grades 11 and up

### **SPECIAL AWARDS:** No pre-entry necessary

- **BEST UDDER** award – any breed – Cows in production are eligible
- **PRODUCTION** award – any breed – Official DHI or DHIR records must be presented to superintendents by 5 PM Wednesday
- **LARA PLAMANN MEMORIAL TOP CLUB HERDSMANSHIP**
  - o Two divisions: clubs with 1-10 animals and clubs with 11 animals or more
  - o Traveling plaque and \$100 awarded to top club in both divisions
  - o \$50 awarded to second place club in both divisions



## Department 102 – Beef

Judging will begin at 8 AM on Friday  
Showmanship classes will be judged last

### **Entry Information**

- Open to youth enrolled in the 4-H Beef project or youth of other groups doing equivalent work.
- **Market animal exhibitors:** use market tag numbers (no letters) on online entries and on Check-In form.
- **Breeding stock exhibitors:** use WI approved ear tag number on online entry and on Check-In form.

- One (1) entry per lot number may be shown. See exception under Market Class.
- No more than 4 animals per exhibitor in this department.
- Exhibitors must be at least 12 years old to show bull calves.
- Refer to ATCP 160.08 for age divisions.

### **Exhibit Info:**

- Exhibits must abide by Wisconsin County Fair Health Rules.
- The Animal Check-In Form must be turned in at entry. You must list your Premise ID number.
- Exhibitors must follow all department, county, and state rules listed under general guidelines.
- It is recommended that exhibitors have liability insurance.
- All beef exhibitors are encouraged to be YQCA certified.
- Show sticks are encouraged for all beef classes.
- All beef exhibits will be housed in the beef barn.
- ALL fans must be hanging. NO fans on stands.

### **MARKET CLASSES**

- Market beef animals will be weighed in on Wednesday after goats, swine, and sheep.
- Animals will only be weighed one time at the fair. A re-weigh may be done at the discretion of the Superintendent.
- Weight breaks will be determined by superintendents based on weight at Wednesday's weigh-in.
- Two (2) animals per lot may be shown, but no more than 1 animal may be shown in any given weight break. No premium will be paid on second animal in any given weight break.
- All breeds will be judged in the same lot numbers. Only beef breeds or dairy beef steers being fattened for market may be exhibited in this category.
- No horns allowed on animals being exhibited in market classes.

**All Beef exhibitors are eligible to enter an educational exhibit. Please see Dept. 110 – Class D**

Premiums: \$8 - \$7 - \$6 - \$5

### **CLASS A – Feeder Calf** –

- Entries in this class may be beef calves (steers) with a limit of 1 entry per exhibitor.
- Born on or after January 1 of exhibit year (at least 4 months old at time of show).
- Feeder calves will be weighed on entry day.
- Feeder calves will be shown by weights
- Weight breaks for classes will be determined after all calves are weighed-in.
- Feeder calves will weigh 300-800 pounds.
- Feeder calves must be castrated.

Lot number

1. Dairy feeder calf
2. Dairy-Beef cross & Beef feeder calf

### **Weigh-In/Ultrasound Schedule on Wednesday**

3:30 - 4:30 \* Beef

**MUST have carcass ENTRY TAG  
present at the time of ultrasound!!**



Outagamie County Junior Fair Premium Book

**CLASS B – Market Dairy-Beef**

both parents are dairy animals

- 3. Market Dairy-Beef Steer

**CLASS C – Market Dairy-Beef Cross**

one parent is a dairy animal and one parent is a beef animal

- 4. Market Steer

**CLASS D – Market ALL Beef Breeds**

both parents are beef animals

- 5. Market Steer

**Beef Class Definitions:**

- **Junior Calf** – one born on or after January 1 of exhibit year (at least 4 months old at time of show)
- **Senior Calf** – one whose date of birth is between September 1 and December 31 of the year preceding the exhibit year
- **Summer Yearling** – one whose date of birth is between May 1 and August 31 of the year preceding the exhibit year
- **Junior Yearling** – one whose date of birth is between January 1 and April 30 of the year preceding the exhibit year
- **Senior Yearling** – one whose date of birth is between September 1 and December 31 of the second year preceding the exhibit year
- **2-year-old or older cow** – is one born before September 1 of the second year preceding the exhibit year

**CLASS E – European Breeds** – Lots 6-13

Angus, Hereford, Shorthorn, etc.

**CLASS F – Exotic Breeds**

Charolais, Simmental, etc.

Premiums: \$9 - \$8 - \$7 - \$5

- 6. Junior bull calf – purebred only
- 7. Senior bull calf – purebred only
- 8. Junior heifer calf

Premiums: \$11 - \$9 - \$7 - \$5

- 9. Senior heifer calf
- 10. Summer yearling heifer
- 11. Junior yearling heifer
- 12. Senior yearling heifer

Premiums: \$8 - \$7 - \$6 - \$5

- 13. Cow, 2 years and over

**CLASS G – Beef Crossbred**

(both parents are beef breeds)

Premiums: \$11 - \$9 - \$7 - \$5

Lot numbers

- 14. Junior heifer calf
- 15. Senior heifer calf
- 16. Summer yearling heifer
- 17. Junior yearling heifer
- 18. Senior yearling heifer

**CLASS H – Dairy-Beef Cross**

(any dairy-beef arrangement)

Premiums: \$11 - \$9 - \$7 - \$5

Lot numbers

- 19. Junior heifer calf
- 20. Senior heifer calf
- 21. Summer yearling heifer
- 22. Junior yearling heifer
- 23. Senior yearling heifer

**CLASS I – Showmanship**

- Must be pre-entered.
- Exhibitor may enter one animal in showmanship that is also entered in a regular sheep class.
- Showmanship judging will be on appearance and cleanliness of animal, exhibitor’s leading and posing of animal, and alertness of exhibitor.
- Judged Danish.
- Back tag numbers must be worn into ring.
- Premiums: \$3 - \$2.50 - \$2 - \$1.50

Lot numbers

- 24. Members in grades 11 and up
- 25. Members in grades 9-10
- 26. Members in grades 7-8
- 27. Members in grades 5-6
- 28. Members in grades 3-4



**CLASS J – Beef Carcass**

- Must be pre-entered
- Judged Danish
- Only 1 entry per exhibitor
- Ultra-sound judging on Wednesday
- Premiums: \$6 - \$5 - \$4 - \$3

Lot number

- 29. Beef steer carcass



**Department 103 – Swine**  
Judging will begin at 7:45 AM on Thursday  
Showmanship classes will be judged last

**Entry Information:**

- Open to youth enrolled in the 4-H Swine project or youth of other groups doing equivalent work.
- One (1) entry per lot number may be shown. See exception under Market Class.
- No more than 3 animals per exhibitor in this department.
- Market animal exhibitors: use market tag numbers (no letters) on online entries and on Check-In form.
- Entries may include purebred, grade, or crossbred hogs.
- A market hog will consist of a barrow or a gilt. A barrow is a male castrated and healed.
- Refer to ATCP 160.08 for age divisions.

All Swine exhibitors are eligible to enter an educational exhibit. Please see Dept. 110 - Class E

**Exhibit Information:**

- Exhibits must abide by Wisconsin County Fair Health Rules.
- The Animal Check-In Form must be turned in at entry. You MUST list your Premise ID number.
- Exhibitors must follow all department, county, and state rules listed under general guidelines.
- It is recommended that exhibitors have liability insurance.
- Weight breaks will be determined by the superintendents based on weight at weigh-in.
- All breeds will be judged together.
- Hogs should be clean.
- Use of oil or powder is prohibited.
- All swine exhibitors are encouraged to be YQCA certified.



## Outagamie County Junior Fair Premium Book

### SWINE MARKET CLASSES

- Weigh-In/Ultrasound Noon-3:30 on Wednesday.
- Animals will only be weighed one time at the fair. A re-weigh may be done at the discretion of the Superintendent.
- Three (3) animals per lot may be shown, but no more than 1 animal may be shown in any given weight break. No premium will be paid on second animal in any given weight break.

Premiums: \$6 - \$5 - \$4 - \$3

#### **CLASS A – Gilts**

Lot number

1. Market Gilt

#### **CLASS B – Barrows**

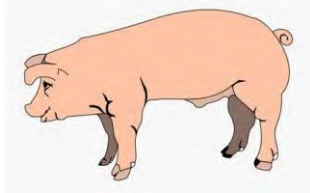
Lot number

2. Market Barrow

#### **CLASS C – Carcass Class**

Lot number

3. Market hog carcass



#### **Class C – Carcass Class**

- Must be pre-entered.
- Entries will be judged Danish.
- Each exhibitor is limited to a single entry in Class K.
- This is a market animal shown at the fair.
- Ultra-sound judging on Wednesday (entry day).
- Premiums: \$6 - \$5 - \$4 - \$3

#### **CLASS D – Showmanship**

- Must be pre-entered.
- Exhibitor may enter one animal in showmanship that is also entered in a regular swine class.
- Judged Danish.
- Back tag numbers must be worn into ring.
- Premiums: \$3 - \$2.50 - \$2 - \$1.50

Lot numbers

4. Members in grades 12 and up
5. Members in grade 11
6. Members in grade 10
7. Members in grade 9
8. Members in grade 8
9. Members in grade 7
10. Members in grade 6
11. Members in grade 5
12. Members in grade 4
13. Members in grade 3



**Department 104 – Sheep**  
Judging will begin at 3:30 PM on Thursday  
Showmanship classes will be judged last

#### **Entry Information:**

- Open to youth enrolled in the 4-H Sheep project or youth of other groups doing equivalent work.
- One (1) entry per lot may be shown. See exception in Department J.

- No more than **3** animals per exhibitor may be shown in the sheep breed classes
- No more than **3** market lambs per exhibitor may be shown.
- **Market animal exhibitors:** use market tag numbers (no letters) on online entries and on Check-In form.
- **Breeding stock exhibitors:** use WI approved ear tag numbers on online entries and on Check-In form.
- Refer to ATCP 160.08 for age divisions.

#### **Exhibit Information:**

- Exhibits must abide by WI County Fair Health Rules.
- Exhibitors must follow all department, county, and state rules listed under general guidelines.
- All registered breeding stock must have registration papers available. Papers will be checked.
- ALL sheep must have a scrapie tag.
- The Animal Check-In Form must be turned in at entry. You MUST list your Premise ID number, ear tag number, and scrapie tag information.
- It is recommended that exhibitors have liability insurance.
- All sheep exhibitors are encouraged to be YQCA certified.
- Spray painting of any kind to the head, legs, feet, or body of animals will NOT be allowed.
- All wool breeds including registered Columbias, Corriedales, Rombouillets, and Targhees shall be shown with 2 inches of wool or less.

Premiums: \$5 - \$4 - \$3 - \$2

Maximum of **6** animals per exhibitor.  
Max. 3 animals in breed classes & 3 animals in market classes

#### **Sheep Breed Classes:**

**CLASS A – Hampshire**, registered

**CLASS B – Oxford**, registered

**CLASS C – Shropshire**, registered

**CLASS D – Southdown**, registered

**CLASS E – Suffolk**, registered

**CLASS F – Any other breed, not listed**, registered

**CLASS G – Any other breed, colored fleece**, registered

**CLASS H – Any other breed, colored fleece**, non-registered

**CLASS I - Commercial**, non-registered

Lot numbers

1. Spring ram lamb
2. Winter ram lamb
3. Fall ram lamb
4. Yearling ram
5. Spring ewe lamb
6. Winter ewe lamb
7. Fall ewe lamb
8. Yearling ewe
9. Mature ewe – over 2 years and has lambed
10. Pair of lambs
11. Flock – yearling ewe, ram lamb, and ewe lamb

#### **CLASS J – Market Classes** – all breeds

- Market sheep will be weighed in on entry day.
- Animals will only be weighed one time at the fair.
- A re-weigh may be done at the discretion of the Superintendent.



### Outagamie County Junior Fair Premium Book

- Three (3) animals may be entered in Lot 12. But no more than 1 animal may be shown in any given weight break. No premium will be paid on second animal in any given weight break.
- Weight breaks will be determined by superintendents based on weight at weigh-in.
- All meat breeds shall be shorn to be shown at the county fair.
- All belly wool is to be removed on all market lambs.
- Market lambs may be wethers or ewes.

#### Lot numbers

12. Market lamb
13. Pair of market lambs (consisting of 2 lambs shown in market class only)

#### **CLASS K – Carcass Class**

- Must be pre-entered.
- Entries will be judged Danish.
- Each exhibitor is limited to a single entry in class K.
- This is a market animal shown at the fair.
- Ultra-sound judging on Wednesday (entry day.)

#### Lot number


14. Market lamb carcass


#### **CLASS L – Showmanship**

- Must be pre-entered.
- Exhibitor may enter one animal in showmanship that is also entered in a regular sheep class.
- Judged Danish.
- Back tag numbers must be worn into ring.
- Premiums: \$3 - \$2.50 - \$2 - \$1.50

#### Lot numbers

15. Members in grades 11 and up
16. Members in grades 9-10
17. Members in grades 7-8
18. Members in grades 5-6
19. Members in grades 3-4





## Department 105 – Goats

Judging will begin at 4:00 PM on Wednesday

#### Entry Information:

- Open to youth enrolled in the 4-H Goat project or youth of other groups doing equivalent work.
- One (1) entry per lot may be shown. See exception in Department J.
- **Market animal exhibitors:** use market tag numbers (no letters) on online entries and on Check-In form.
- **Breeding stock exhibitors:** use WI approved ear tag numbers on online entries and on Check-In form.
- No intact male goats may be shown.
- Goats with full natural horns may not be entered unless full natural horns are a standard for a specific breed.
- Refer to ATCP 160.08 for age divisions.
- Exhibitor may enter one animal in showmanship that is also entered in a regular goat class.

All Goat exhibitors are eligible to enter an educational exhibit. Please see Dept. 110 - Class G

#### Exhibit Information:

No more than **3 dairy goats** per exhibitor  
 No more than **3 meat goats** per exhibitor  
 No more than **2 pet goats** per exhibitor.  
 Exhibitor may show dairy, meat, and pet goats.  
 Maximum of **6 goats** per exhibitor.

- Exhibits must abide by Wisconsin County Fair Health Rules.
- The Animal Check-In Form must be turned in at entry. You must list your Premise ID number.
- ALL goats MUST have a scrapie tag.
- Goats with tattoo must provide a copy of registration papers.
- Exhibitors must follow all department, county, and state rules listed under general guidelines.
- It is recommended that exhibitors have liability insurance.
- All goat exhibitors are encouraged to be YQCA certified.
- Entries will be judged Danish.
- Back tags must be worn into the show ring.


Premiums: \$5 - \$4 - \$3 - \$2

#### **CLASS A – Pet or Companion Goat** (any goat kept as a pet or companion animal including Pygmy and Angora)

- Class includes any type of goat not shown in any other listed goat class.
- No more than 2 pet goats per exhibitor.
- Goats can be exhibited with or without horns.
- Animal must be clean, healthy, and well groomed – brushed, hooves trimmed, tail squared off, and hair above hooves trimmed – clipping optional
- Class is judged on the animal’s health and general appearance as well as on their responsiveness to the exhibitor (ease of handling). Pet animals are not judged on conformation.
- Members wishing to participate in showmanship must enter under meat or dairy showmanship lots.

#### Lot numbers

1. Doe, any age
2. Wether, any age



#### **CLASS B – Meat Goat Breeding Stock**

The following guidelines apply to all Meat Goat Classes (B, C, and D)

- No more than 3 meat goats per exhibitor.
- One entry per lot – except market lots 7 and 8 – may have 2 goats per lot, but only one per weight break.
- Meat goats may be exhibited with or without horns, check breed standard for breeds that require horns.
- All meat goat breeding stock and market lots must be sheared and properly fitted for show.
- Meat breeds: Boer, Kiko, Spanish, Tex-Mex (Boer/Fainter cross), Fainter, meat goat crossbreds

#### Lot numbers

3. Kid doe under 1 year
4. Yearling doe, 1-2 years never freshened
5. Yearling doe, 1-2 years has freshened
6. Mature doe over 2 years that has freshened, including dry milker



## Outagamie County Junior Fair Premium Book

### MARKET GOATS

- Market animals must have market tag number on online entry form.
- Market goat classes are open to any breed or crossbred female (unbred) or neutered male.
- Goat must be under 1 year of age on entry day of fair.
- Please see livestock newsletter for weigh-in times.
- Goats will only be weighed once at the fair.
- Weight groups will be determined by superintendent based on weight at weigh-in.
- 2 animals per lot may be shown, but no more than 1 animal may be shown in any given weight break. No premium will be paid on second animal in any given weight break.
- Animal Check-In form (includes drug form) must be turned in at weigh-in.

### CLASS C – Market Goat – Dairy Breeds

7. Dairy Market Goat

### CLASS D – Market Goat

#### Meat Breeds and Dairy/Meat Breed Cross

8. Meat Market Goat

### CLASS E – Carcass Class

- Must be pre-entered.
- Entries will be judged Danish.
- Each exhibitor is limited to a single entry in Class E.
- This is a market animal shown at the fair.
- Ultra-sound judging on Wednesday 11:30 – Noon.
- Must have entry tag for Carcass Class

Lot number

9. Carcass Class

### CLASS F – Meat Goat Showmanship

- Judged Danish.
- Back tag numbers must be worn into ring.
- Premiums: \$3 - \$2.50 - \$2 - \$1.50

10. Members in grades 9-13

11. Members in grades 6-8

12. Members in grades 3-5

### CLASS G – Dairy Goat Breeding Stock

- One entry per lot, no more than 3 dairy goats per exhibitor
- No horns permitted on Dairy Goats.
- All Dairy Goats must be sheared and properly fitted for show.

13. Junior doe kid, under 4 months, must never have freshened

14. Senior doe kid, 4-7 months, must never have freshened

15. Junior yearling doe, 7-12 months, must never have freshened

16. Senior yearling doe, at least 12 months and under 24 months, must never have freshened

17. Yearling milker, under 2 years, must have freshened and be in milk

18. Junior milker, 2 years and under 3 years, must have freshened and be in milk

19. Mature milker, 3 years and under 5 years, must have freshened and be in milk

20. Aged milker, 5 years and over, must have freshened and be in milk

21. Dry Yearling doe, 1-2 years, must have freshened and not be in milk

22. Dry Mature doe, 3 years and over, must have freshened and not be in milk

### CLASS H – Dairy Goat Showmanship – will be judged Danish.

Back tag numbers must be worn into ring.

Premiums: \$3 - \$2.50 - \$2 - \$1.50

Lot numbers

23. Members in grades 9-13

24. Members in grades 6-8

25. Members in grades 3-5



## Department 106 – Horse & Pony and Horseless Horse

Saturday before Fair – All Classes (except Gymkhana)  
after Open Class Horse Show

Saturday of Fair – 9 am - Gymkhana

### Exhibitors:

- Open to youth enrolled in the 4-H Horse & Pony or Horseless Horse project or youth of other groups doing equivalent work.
- Horseless Horse project members may enter in Class G and/or H. They may only show 1 animal.

### Entry Information:

- Exhibitors MUST include Farm Premise ID on entry.
- Wisconsin approved identification must be entered on online entry for all animals entered.
- A maximum of 2 animals may be entered by a single exhibitor.
- For each project animal, exhibitors will receive a total of 2 premiums. A premium for 1 class in which the animal is judged and a premium for 1 class in which the exhibitor is judged.
  - A showmanship (Class A) **OR** horsemanship/equitation (Class B) for one premium - Exhibitor is judged - **AND**
  - A pleasure (Class C) **OR** halter (Class D) **OR** performance (Class E) or (Class F) - Project animal is judged - for another premium.
- Beginner classes are open only to exhibitors who are first or second-year members in the Horse and Pony project.
- All Horse and Pony and Horseless Horse exhibitors are eligible to enter educational exhibits. See Dept. 110 Class H.

### Horse:

- Horse must have proof of current negative Coggins Test. Please bring the original and 1 copy – the copy will be kept in the fair's files. Any horse or pony not meeting these requirements will be required to leave the show grounds.
- It is highly recommended that horses have up-to-date eastern and western encephalitis vaccine, tetanus, and influenza or the 4-in-1 shot and rabies.
- No stallions born prior to January 1 of current year may be shown.
- Lameness will be excused.

### Show Information:

- A parent or guardian must accompany exhibitors while on show grounds the day of the show.
- Boots and a long sleeve shirt are required for ALL classes including gymkhana. A short-sleeve shirt is permissible only when a jacket is worn. If jackets become optional, a long-sleeve shirt is required.



## Outagamie County Junior Fair Premium Book

- SEI approved helmets with harness securely fastened are required any time an exhibitor is mounted or driving a horse or pony on the fairgrounds.
- Any exhibitor who causes a potential safety hazard will be excused from the show ring by the fair superintendent.
- Exhibitor numbers must be worn by exhibitors at all times during the show.
- Professional grooms or trainers are not allowed to work with horses or exhibitors on the fairgrounds.
- Exhibitor is the only person allowed to ride or drive a horse/pony on the fairgrounds.
- There is a two-minute gate limit. A two-minute tack change is permitted when requested.
- Premiums: \$8 - \$7 - \$6 - \$5

**CLASS A – Showmanship** – Judged on the exhibitor’s ability to show the horse or pony in hand. Danish Judging.

### Lot Numbers

1. Western pony
2. English pony
3. Western horse
4. English horse
5. Draft horse
6. BEGINNERS – horse or pony – English or Western
  - Beginner members MAY NOT enter lots 1-5
  - Beginner classes open ONLY to exhibitors that are first or second-year members in the Horse & Pony project

**CLASS B - Horsemanship/Equitation** – Judged on the exhibitor’s ability to ride a horse or pony under saddle. Danish Judging. If pony class is offered, pony must be shown in designated pony class.

### Lot Numbers

7. Western stock seat pony
8. Western stock seat horse
9. English saddle seat pony
10. English saddle seat horse
11. English hunt seat pony
12. English hunt seat horse
13. Walk/Trot Equitation, horse or pony, English or western (exhibitor and horse combination may not enter any other lot number requiring a canter or lope)
14. Reinsmanship driving pony
15. Reinsmanship driving horse
16. Reinsmanship driving draft horse

**CLASS C – Pleasure** – Horse or pony is judged as to its performance as a pleasure mount or as a pleasure to drive. If pony class is offered, pony must be shown in designated pony class. Judged Danish.

### Lot numbers

17. Western pony
18. Western Horse
19. English saddle seat pony
20. English saddle seat horse
21. English hunt seat pony
22. English hunt seat horse
23. Green broke pleasure (horse never to have been shown in a canter class prior to this year and not permitted in any other riding class except Trail)
24. Walk/trot pleasure – horse or pony, English or western (exhibitor and horse combination may not enter any other lot number for lope or canter)
25. Pleasure driving pony
26. Pleasure driving horse
27. Pleasure driving draft horse

**CLASS D – Halter** – Conformation of a horse or pony is judged. Regular judging – 1<sup>st</sup>, 2<sup>nd</sup>, 3<sup>rd</sup>, 4<sup>th</sup> only

### Lot numbers

28. Mare and foal pony (emphasis on foal)
29. Mare and foal horse (emphasis on foal)
30. Pony (<14 hands) 2 years and under
31. Pony (<14 hands) over 2 years
32. Western horse, 2 years and under
33. Western horse, over 2 years
34. English horse, 2 years and under
35. English horse, over 2 years
36. Beginner – horse or pony, English or Western (Beginner classes are open only to exhibitors that are first or second-year members in the Horse project – may NOT enter in Lot 28-35.)



### Classification:

- 2 years old and under: born on or after January 1 two years preceding exhibit year – NO stallions
- Over 2 years old: born prior to January 1 two years preceding exhibit year – NO stallions
- Pony: 14 hands (56 inches) or less is considered a pony. Horses/ponies must be measured before May 30 – NO stallions
- Mules may be shown in horse or pony classes based on height – NO stallions

## CLASS E – Horse and Pony Performance

Exhibitor may enter only 1 horse/pony in each lot number

Regular judging – 1<sup>st</sup>, 2<sup>nd</sup>, 3<sup>rd</sup>, 4<sup>th</sup> only

### Lot Numbers

- Lots 37-40 are judged on ability of horse/pony and rider to work in unison. Exhibitor/horse combination may choose 1 lot number.
  - For Dressage entries – each horse/rider combination may enter 2 consecutive levels (example: intro & training, training & level 1) and ride a maximum of 2 tests (See handbook for dressage patterns)
37. Intro Test A (2023), Test B (2024), Test C (2025) Walk/Trot
  38. Training Level Test 1 (2023), Test 2 (2024), Test 3 (2025)
  39. Western Dressage– Intro Test 1 (2023), Test 2 (2024), Test 3 (2025)
  40. Western Dressage Basic Level 1 (2023), Level 2 (2024), Level 3 (2025)
- .
41. Horse/Pony Presentation – Judged on cleanliness of exhibitor and horse. Youth should be able to answer a general knowledge question about the care of their horse and be able to identify parts of their horse. (face-to-face judging – ribbon only)
    - Lots 42 OR 43 – Trail – Judged on skill of horse and rider to negotiate obstacles that could be encountered on a trail.
  42. Trail 1 – Pattern (walk/trot) - horse or pony/rider combo has 1-2 years’ experience in trail class (English or Western)
  43. Trail 2 – Pattern – horse or pony/rider combo has 3 or more years’ experience in trail class (English or Western)
  44. In Hand Trail – Pattern (in hand) – Horse or pony, any age (Horse/rider combo will not be allowed in any trail class under saddle)
  45. Trail – Therapeutic – Each rider/horse team shall have a halter under the bridle, with a mandatory leader working a short lead (6-8 feet) – walk/trot only
    - Lots 46 or 47 – Western Riding – Judged on the ability of the rider to show the horse’s skill.
  46. Western Riding 1 – horse or pony/rider has 1-2 years’ experience in Western riding class.
  47. Western Riding 2 – horse or pony/rider has 3 or more years’ experience in Western riding class.
    - Lots 48 and 49 – Cone Obstacle – Judged on skill of pony or horse and driver to negotiate obstacle course.
  48. Cone Obstacle – Driving Horse
  49. Cone Obstacle – Driving Pony



- Lots 50 OR 51 – Ranch Riding – Judged on versatility and willingness of horse to complete posted ranch pattern - not a pleasure class.
- 50. Ranch Riding – Walk/trot (ribbon only)
- 51. Ranch Riding – Walk/trot/canter (ribbon only)
- 52. Ranch Rail – Walk/trot (ribbon only)
- 53. Ranch Rail – Walk/trot/canter (ribbon only)
- 54. Hunter Hack – Cross rails (ribbon only)
- 55. Equitation over fences - 2-2.6 feet (ribbon only)

### CLASS F – Gymkhana Performance

– Regular Judging – 1<sup>st</sup>, 2<sup>nd</sup>, 3<sup>rd</sup>, 4<sup>th</sup> only (ribbons only)  
 Rider should be able to canter for these timed events, but trotting is allowed.  
 Other fun classes will be added at the show.

- 600. Barrels
- 601. Poles
- 602. Plug
- 603. Flag
- 604. LT Special
- 605. Speed and Action
- 606. Keyhole
- 607. Costume Class



### CLASS G – Horseless Horse

- Judged on the ability of the rider to show/ride a horse or pony.
- Member to have worked with a horse project member/leader and horse/pony for a minimum of 10 hours for the project year.
- Exhibitors are only allowed to walk/trot.
- No more than 1 exhibit per member in this class for a premium.
- Premiums: \$1.75 - \$1.50 - \$1.25 - \$1.00

Lot numbers

- 700. Showmanship - horse or pony - English or Western
- 701. Horsemanship/Equitation – horse or pony – English or Western - walk/trot only
- 702. Trail 1 Pattern – walk/trot
- 703. Halter Obstacle – Pattern walk/trot
- 704. Dressage – Intro Test 1 – horse or pony
- 705. Western Riding – walk/posting trot – horse or pony
- 706. Reinsmanship Driving – horse or pony
- 707. Horseless Horse – Horse or Pony Presentation (face-to-face judging with ribbon only)
- 708. Ranch Rail – walk/trot (ribbon only)
- 709. Ranch riding – walk/trot (ribbon only)

### CLASS H – Model Horse

- Maximum of 4 entries per exhibitor in this class.
- Exhibits will be judged at the horse show on the Saturday before the fair.
- Model Horse exhibits will be displayed in building #11 during the fair.
- Size of exhibit is limited to 14" x 22"
- Premiums: \$1.75 - \$1.50 - \$1.25 - \$1.00

- 800. Halter
- 801. Showmanship with doll
- 802. Driving
- 803. Trail
- 804. Fantasy costume
- 805. Any other costume
- 806. Pleasure, English, or Western
- 807. Gymkhana/speed
- 808. Any other model horse not listed above



## Department 107 – Poultry

Judging Friday at 8:30 AM

#### Entry Information

- Open to youth enrolled in the 4-H poultry project or youth of other groups doing equivalent work.
- Entries are limited by species. Due to space, exhibitors may enter only 6 geese and 6 turkeys. All other species are not limited.
- No more than 1 entry per breed / lot number.
- Entries will not be accepted without Premise ID.
- All poultry must be feathered and not younger than 6 weeks of age.
  - ✓ Old female/male are birds hatched before January 1 of the exhibit year.
  - ✓ Young female/male are birds hatched after January 1 of the exhibit year.
- Animal fee is \$1/entry.


#### Exhibitor Information

- All exhibits must abide by WI's County Fair animal health rules.
- PULLORUM TESTING - All poultry, except pigeons, must be certified Pullorum-Typhoid free. Exhibitors must show proof that their birds are Pullorum-free on entry day. Poultry without proof will not be allowed in exhibit building.
- Clipped wings are only permissible on one wing for Muscovy and bantam ducks. All other breeds with clipped wings will be disqualified.

#### Entry Day and Fair Week Information:

- All exhibitors are required to turn in the Animal Check-In Form to the Superintendent on Entry Day. Premise ID MUST be listed.
- Exhibitors will provide non-breakable feed & water containers.
- Fowl MUST be fed and watered daily.
- Cages MUST be cleaned daily.
- All exhibitors must be present (or provide a substitute) for judging. This includes birds that are judged in their cages. Birds will not be presented to the judge by the superintendent or their assistants.
- Exhibitors must present chickens, bantams, and ducks to the judge's table for group conference judging.
- All other fowl will be judged in the cage or beside the cage; exhibitors may be asked to remove their birds.
- Judges will award no premium on inferior fowl or birds improperly classified, even though there is no competition. All specimens will be judged by comparison.
- The judges will use both the Bantam Standard and The American Standard of Perfection as their guide.
- Market animals will be weighed before 6 PM on entry day.
- FOR SALE signs are allowed AFTER judging is complete.
- All poultry entries must be claimed between 5:00 and 6:30 PM on Sunday.

Premiums: \$2.00 - \$1.75 - \$1.50 - \$1.25





Outagamie County Junior Fair Premium Book

**LARGE FOWL – American**

- Class AA – Plymouth Rocks
- Class AB – Rhode Island Reds
- Class AC – Wyandottes
- Class AD – Chanteclers
- Class AE – All other American breeds

**LARGE FOWL – Mediterranean**

- Class AF – Leghorns
- Class AG – Anaconas
- Class AH – All other Mediterranean breeds

**LARGE FOWL – Asiatic**

- Class AI – Brahmas
- Class AJ – Cochins
- Class AK – Langshans

**LARGE FOWL – English**

- Class AL – Australorps
- Class AM – Orpingtons
- Class AN – All other English breeds

**LARGE FOWL – Continental**

- Class AO – Faverolles
- Class AP – Polish
- Class AQ – All other Continental breeds

**LARGE FOWL – All other Standard breeds**

- Class AR – Ameraucanas
- Class AS – Polish
- Class AT – Phoenix
- Class AU – All other Standard breeds not listed

*Grand Champion & Reserve Champion Large Fowl*

**BANTAMS – Single Comb Clean Leg**

- Class BA – Plymouth Rock
- Class BB – Welsummer
- Class BC – Leghorn
- Class BD – Rhode Island
- Class BE – All other Single Comb Clean Leg

**BANTAMS – Rose Comb Clean Leg**

- Class BF – Belgian Bearded d’Anvers
- Class BG – Wyandotte
- Class BH – Sebrights
- Class BI – All other Rose Comb Clean Leg

**BANTAMS – Feather Leg**

- Class BJ – Cochin
- Class BK – Belgian Bearded D’Uccle
- Class BL – Silkie
- Class BM – Brahma

**BANTAMS – All other Comb Clean Leg**

- Class BO – Ameraucanas
- Class BP – Buckeyes
- Class BQ – Polish
- Class BR – All other Comb Clean Leg

**Lot numbers for  
Classes AA - RB**

1. Young Female
2. Young Male
3. Old Female
4. Old Male



**BANTAMS – All Game Bantams**

- Class BS – Old English
- Class BT – Modern
- Class BU – American Game Bantams

*Grand Champion Bantam - Reserve Champion Bantam*

**\*\* BEST CHICKEN IN SHOW \*\***

**CLASS DA – DUCKS**



- Heavy: Pekin, Rouens, Muscovies, & any other heavy breed
- Medium Breeds: Swedish, Cayuga, & any other medium breed
- Light: Runner, Khaki Campbell, Magpie, & Welsh Harlequin
- Bantam Breeds: Call & any other

*Grand Champion Duck -- Reserve Champion Duck*

**CLASS GA – GEESE**



- Heavy Breeds: Emden, African, & Toulouse
- Medium Breeds: American Buff, Pilgrim, & any other
- Light Breeds: Chinese, Tufted Roman, & any other

*Grand Champion Goose - Reserve Champion Goose*

**CLASS MA - TURKEYS**



- Bronze, White Holland, Bourbon Reds, & any other breed

*Grand Champion Turkey - Reserve Champion Turkey*

**CLASS PA -PIGEONS**

**CLASS QA - PET POULTRY CLASS**

Large Fowl, Bantam, Waterfowl, and Turkey

**POULTRY PRODUCTION CLASSES**

- Class RA – Crossbred Egg Type – specify variety
- Class RB – Crossbred Meat Type – specify variety

- Class RC – Lot 5 – Yearling Hen, 12-18 months of age
  - with ½ dozen eggs

**Class RD – Market Poultry** (eligible for the auction)

- Lot 6 – Purebred heritage young market chickens
  - 2 birds – ready for market
- Lot 7 - Non-commercial type cross-bred
  - Young market chickens – 2 birds – ready for market
- Lot 8 – Commercial type (all Cornish Cross) Roasters
  - 2 birds – 8-12 weeks old
- Lot 9 – Commercial type (all Cornish Cross) Broilers
  - 2 birds – under 8 weeks old
- Lot 10 – Young Guinea – 1 young bird – hatched Jan. 1 or later
- Lot 11 – Young Duck – 1 bird – under 16 weeks old
- Lot 12 – Young Goose – 1 bird – under 1 year old
- Lot 13 – Young Turkey – 1 bird – ready for market
- Lot 14 – Young market Gamebird (all species)
  - 1 bird – ready for market





## Outagamie County Junior Fair Premium Book

### Class RF – Market Eggs

- Premiums: \$1.75 - \$1.50 - \$1.25 - \$1.00

Lot 15 – 6 white eggs – in ½ carton  
 Lot 16 – 6 brown eggs – in ½ carton  
 Lot 17 – 6 Blue/Green eggs, in ½ carton  
 Lot 18 – 6 bantam eggs, in ½ carton



### Class S – Showmanship


- Judged Danish
- Premiums: \$3.00 - \$2.50 - \$2.00 - \$1.50

Lot 19 – Members in grades 3-5  
 Lot 20 – Members in grades 6-8  
 Lot 21 – Members in grades 9-13

### Class Z – Educational Displays

- No more than 3 exhibits – 1 per lot
- See Poster Rules
- Exhibits must be brought to Building #4 (Small Animal) on entry day.
- Judging will take place on Friday.
- Premiums: \$1.75 - \$1.50 - \$1.25 - \$1.00

Lot 100 - Educational poster on the parts of poultry  
 Lot 101 - Educational poster on the breeds of poultry  
 Lot 102 - Educational poster on the basic needs of poultry  
 Lot 103 - Educational poster on the health of poultry  
 Lot 104 - Educational poster on the basic uses of poultry (meat, feather, etc.)  
 Lot 105 - Educational poster on how to market poultry  
 Lot 106 - Any other educational display related to poultry



## Department 108 – Rabbits

Judging Thursday at 8:30 AM

#### Entry Information

- Open to youth enrolled in the 4-H rabbit project or youth of other groups doing equivalent work.
- Animal fee is \$1/entry.
- Refer to ATCP 160.08 for age divisions. All exhibits must abide by Wisconsin County Fair animal health rules.
- No more than **12** animal entries per exhibitor plus showmanship and fur in Department 108.
  - Not more than **4** different breed class entries.
  - Limited to 1 educational entry per lot in Class FA.
- No rabbits under 8 weeks old or minimum weight according to Standards of Perfection permitted.
- Pregnant does are not permitted.
- There is **NO** pet class. Crossbreeds are permitted in meat class only. No spayed or neutered rabbits allowed.
- Rabbits must be a result of a member's project work.
- No changes of class or lot after entries are made except by contacting the fair office.

#### Exhibit Information


- Food and water containers must be shatter resistant.
- **Animals MUST be fed and watered daily!**
- **Cages MUST be cleaned daily!**
- Name of breed must be listed on entry tag.
- Judges will utilize the ARBA Standard of Perfection.

- Exhibitors must be present or have a substitute when judging takes place. Substitute must be a youth exhibitor and must inform the superintendent of the absent exhibitor's number.
- Top 2 qualifying Market Class animals in each lot **MUST** be sold in auction. To be eligible for the auction, exhibitor must have attended one approved educational meeting during the current project year.
- If unable to bring rabbits to the fair, please contact the fair.
- All rabbit entries must be claimed between 5 and 6:30 PM on Sunday.
- Premiums: \$2.00 - \$1.75 - \$1.50 - \$1.25

- Class AA - American
- Class AB – American Chinchilla
- Class AC – American Fuzzy Lop
- Class AD – American Sable
- Class AE – Argente Brun
- Class AF – Belgian Hare
- Class AG – Beveren
- Class AH – Blanc de Hotot
- Class AI – Britannia Petite
- Class AJ – Californian
- Class AK – Champagne D'Argent
- Class AL – Checkered Giant
- Class AM – Cinnamon
- Class AN – Crème D'Argent
- Class AO - Dutch
- Class AP – Dwarf Hotot
- Class AQ – English Angora
- Class AR – English Lop
- Class AS – English Spot
- Class AT – Flemish Giant
- Class AU – Florida White
- Class AV – French Angora
- Class AW – French Lop
- Class AX - Giant Angora
- Class AY – Giant Chinchilla
- Class AZ – Harlequin
- Class BA – Havanna
- Class BB – Himalayan
- Class BC – Holland Lop
- Class BD – Jersey Wooly
- Class BE – Lilac
- Class BF – Lionhead
- Class BG – Mini Lop
- Class BH – Mini Rex
- Class BI – Mini Satin
- Class BJ – Netherland Dwarf
- Class BK – New Zealand
- Class BL – Palomino
- Class BM – Polish
- Class BN – Rex
- Class BO – Rhinelander
- Class BP – Satin
- Class BQ – Satin Angora
- Class BR – Silver
- Class BS – Silver Fox
- Class BT – Silver Marten
- Class BU – Standard Chinchilla
- Class BV – Tan
- Class BW – Thrianta
- Class BX – Any other recognized breed

**Lot numbers  
for Classes AA - BX**

1. Buck over 6 months
2. Doe over 6 months
3. Buck under 6 months
4. Doe over 6 months



**Any Rabbit BEST OF BREED  
Eligible for BEST OF SHOW**

*Exhibitor must have attended one approved educational meeting during the current project year to be eligible for special awards.*



**CLASS CA – Meat Animals - RABBITS**

- Meat animal rabbits may NOT be entered in any other class
  - Crossbreeds are permitted
5. Meat pen of 3 rabbits
    - All 3 shall be the same breed
    - May not be over 69 days old
    - Each must weigh 3 ½ - 5 ½ pounds
  6. Single fryer
    - Not over 69 days old
    - Not over 5 ½ pounds
  7. Roaster rabbit
    - A single rabbit – either sex
    - Between 70 and 180 days old
    - Minimum of 5 ½ pounds ad maximum of 9 pounds

**CLASS DA – Fur** (ribbon only)

- Either sex
  - Rabbits bred for fur quality per ARBA Standard of Perfection. Rabbit to be judged on fur quality.
  - Rabbit must also be entered in a breed class.
  - Color not to be considered in Colored lots.
    - Lot numbers related to **Rex Fur**
8. Colored – all colors for the breed
  9. White only – white bodied
    - Lot numbers related to **Satin Fur**
  10. Colored – all colors for the breed
  11. White only – white bodied
    - Lot numbers related to **Wool Fur**
  12. Colored – all colors for the breed
  13. White only – white bodied
    - Lot numbers related to **Any other Fur**
  14. Colored – all colors for the breed
  15. White – usable portion of pelt to be white

**CLASS EA – Rabbit Showmanship**

- Showmanship will be judged Danish.
  - Rabbits entered in showmanship MUST be entered in either a breed or a meat class.
  - Premiums: \$3.00 - \$2.50 - \$2.00 - \$1.50
- Lot numbers
16. Members in grades 3-5
  17. Members in grades 6-8
  18. Members in grades 9 -13

**CLASS FA –Rabbit Educational Exhibits**

- No more than 3 exhibits – 1 per lot.
  - See Poster rules.
  - Exhibits must be brought to Building #4 (Small Animal) on Tuesday.
  - Judging will take place on Thursday.
  - Premiums: \$1.75 - \$1.50 - \$1.25 - \$1.00
19. Educational poster on the parts of rabbits
  20. Educational poster on the breeds of rabbits
  21. Educational poster on the basic needs of rabbits
  22. Educational poster on the health of rabbits
  23. Educational poster on the basic uses of rabbits (meat, fur,
  24. Any other poster pertaining to rabbits
  25. Educational poster on how to market rabbits
  26. Any other educational exhibit related to rabbits





## Department 109 – Dog

Danish judging takes place prior to Fair

**Entry Information**

- Open to youth enrolled in the 4-H dog project or youth of other groups doing equivalent work.
- A member may exhibit two dogs if dogs are at different levels of obedience. Only one dog may be used for showmanship (must have attended the required training meetings).
- A dog may be shown by two members of the same family if in obedience by one member and showmanship by the other member.
- No dogs having any legs toward a CD degree can be shown in the Pre-Novice or Novice Class. No dogs having any legs toward a CDX degree can be shown in Pre-Open or Open Class. They must advance in class.
- Dogs must be shown in the class in which it has been trained during the current project year.
- Dog “team” must meet the 7 training meetings for obedience/showmanship. The “dog team” must also meet the 7 training sessions for agility/jumper classes. Two separate sessions.
- All dogs must be equipped with a slip collar or buckle collar with no attachments (no name tags, rabies or license, etc.) and a 6-foot leash except while being judged in the appropriate class. Exhibitors must keep dogs under control at all times. No dogs shall be shown or judged in a prong collar, head collar, or chain leash.
- All Dog Exhibitors are eligible to enter educational exhibits. See Dept. 110, Class I.

**Exhibit Information**

- Dogs are required to have a current DHLPL, Bordetella, and rabies in effect through the dates of the training program and the show. The health certificate must be presented to the superintendent prior to the first training session.
- If you received a blue ribbon the previous year, you must advance to the next level. If not advancing, you must have trainer approval.
- Dogs brought to the fair for exhibition purposes must go directly from vehicle to show area before show and from show area to vehicle after the show. Dogs are not allowed in other areas of the fairgrounds.
- Premiums: \$4.50 - \$3.50 - \$2.50 - \$1.50

**CLASS A – Dog Obedience**

- Pre-Novice A (on leash) is a youth and/or dog that has never trained in the previous years.
- Pre-Novice B (on leash) is a youth and/or dog that has had prior obedience training.
- Lots 7-11 must have completed Novice training and received a qualifying score to advance to the next level.

Lot numbers

1. Beginner Pre-novice in grades 3-5
2. Pre-novice member in grades 3-5
3. Pre-novice member in grades 6-8
4. Pre-novice member in grades 9-13
5. Novice member in grades 3-8
6. Novice member in grades 9-13

## Outagamie County Junior Fair Premium Book

7. Graduate Novice
8. Pre-open
9. Open
10. Pre-Utility
11. Utility



### **CLASS B – Team/Brace**

- Exhibitor may enter one brace and one team class at their current level of training.
  - The team or brace must practice with a training instructor prior to the show.
12. Pre-novice team  
(4 members work together at the same time)
  13. Novice team  
(4 members work together at the same time)
  14. Pre-novice brace  
(1 member and 2 dogs working together)
  15. Novice brace (1 member and 2 dogs working together)

### **CLASS C – Showmanship**

- Judged Danish
  - Exhibitor is judged on the ability to handle his/her dog.
16. Member in grades 3-4
  17. Member in grades 5-6
  18. Member in grades 7-8
  19. Member in grades 9-13

### **CLASS D – Agility, Jumps, and Tunnels**

- On leash – This division is designed for those with no prior experience.
  - Off leash – This division is designed for those with previous experience.
20. Standard agility on leash
  21. Standard agility off leash
  22. Jumps and tunnels on leash
  23. Jumps and tunnels off leash



## Department 110 – Animal & Veterinary Science

### **CLASS A – Veterinary Science**

- Open to youth enrolled in the 4-H Veterinary Science project or youth of other groups doing equivalent work.
  - No more than 5 entries in Class A. 1 per lot.
  - Face-to-face judging on Tuesday from Noon – 6 PM.
  - Premiums: \$1.75 - \$1.50 - \$1.25 - \$1.00
- Lot numbers
1. Educational poster on parts/anatomy of an animal
  2. Educational poster on 5 different breeds of an animal – include characteristics
  3. Educational poster on the parasites of an animal
  4. Educational poster on animal nutrition
  5. Educational poster on proper care of an animal
  6. Educational poster on a disease of an animal
  7. Scrapbook – steps necessary for raising a healthy animal from birth to maturity – special emphasis on all procedures to prevent disease
  8. Educational poster any other animal related topic
  9. Educational poster on the life stages of your favorite animal
  10. Educational poster on the tools of a veterinarian
  11. Educational poster on 3 types of muscle tissue of an animal

12. Educational poster on a bone which has been split down the center
13. Poster on the heart and its chambers and show the direction of blood flow
14. Any other educational poster on a part of an animal's system
15. Educational poster on the life cycle of an external parasite – identify parasite
16. Educational poster on the life cycle of an internal parasite – identify parasite
17. Educational poster on the mastitis cycle in a cow's udder
18. Educational poster on animal stresses
19. Any other educational poster on animal disease
20. Educational poster on immunization of animals
21. Educational poster on animal reproduction
22. Educational poster on the importance of genetics in breeding
23. Educational poster on the animal cell structure/function
24. Educational exhibit which illustrates signs of various diseases/illnesses in a selected animal species and/or treatment for diseases/illnesses
25. Educational poster on animal diseases that can spread to humans
26. Exhibit on veterinary medical career(s)
27. Educational display on veterinary terminology
28. Any other educational exhibit related to vet science



### **CLASS B – Pets**

#### **Entry Information**

- No more than 4 pets per exhibitor. 1 per lot.

#### **Exhibit Information**

- Judged Danish on Sunday beginning at 12:30 pm in Building #4 – Small Animals. Plan to arrive by 12:15.
- Caged birds that do not have their plumage may not be exhibited.
- Supply your own cages. Be sure your cage is secure.
- Cavy exhibitors must put name of breed on entry tag.
- Ferrets must be vaccinated for rabies by a licensed veterinary at least 1 month prior to date of show. Proof of vaccination must be presented to the superintendent upon entry.
- Pets may leave when judging is finished. All pets must be claimed by 6 PM on Sunday.
- Premiums: \$2.00 - \$1.75 - \$1.50 - \$1.25

#### **Lot numbers**

101. Parakeet – single
102. Parakeet – one pair of birds
103. Hooked bill – single (parrot, cockatiel, etc.)
104. Hooked bill – one pair of birds (parrot, cockatiel, etc.)
105. Hard bill – single (finches, canaries, weavers, quail, etc.)
106. Hard bill – one pair of birds (finches, canaries, weavers, quail, etc.)
107. Soft bill – single (mynas, jays, toucans, etc.)
108. Soft bill – one pair of birds (mynas, jays, toucans, etc.)
109. Any other caged bird not listed above – single
110. Any other caged bird not listed above – one pair
111. Cavies, junior boar – up to 4 months, no more than 22 oz.
112. Cavies, junior sow – up to 4 months, no more than 22 oz.
113. Cavies, intermediate boar – 4-6 months, 22-30 oz.
114. Cavies, intermediate sow – 4-6 months, 22-30 oz.
115. Cavies, senior boar – over 6 months, over 30 oz.
116. Cavies, senior sow – over 6 months, over 30 oz.
117. Ferret – male



## Outagamie County Junior Fair Premium Book

118. Ferret – female
119. Gerbil – male
120. Gerbil – female
121. Hamster – male
122. Hamster – female
123. Reptile – snake, lizard, turtle, iguana, etc.
124. Rodent – mouse, rat, etc.
125. Pet rabbit (altered)
126. Any other pet not listed – type must be listed on entry tag

Pet Exhibitors are eligible to enter a **Pet Educational exhibit**.  
See Department 110 - Class J

## Animal and Vet Science Educational Exhibits

- Open to exhibitors enrolled in the 4-H Vet Science project or in the listed animal projects or youth of other groups doing equivalent work.
- Limited to **3** entries per class. 1 per lot.
- Face-to-face judging on Tuesday Noon – 6 PM in building #11
- Premiums: \$1.75 - \$1.50 - \$1.25 - \$1.00



### CLASS C – Dairy Educational Exhibits

Lot numbers

201. Dairy breeds
202. Basic needs of dairy animals – food, water, housing, etc.
203. Nutritional values of dairy products
204. Comparative costs of dairy products
205. Different uses of milk
206. Promotion of dairy products
207. Parts of the cow
208. Scrapbook – activities in dairy project (minimum 10 pages)
209. Any other dairy related subject

### CLASS D – Beef Educational Exhibits

210. History of a breed
211. Parts of a beef animal
212. Disease or parasites of beef animals
213. Nutritional values of beef products
214. Keeping your animal healthy
215. Scrapbook – breeds with descriptions (min. 10 pages)
216. Scrapbook – activities in beef project (minimum 10 pages)
217. Any other beef related subject




### CLASS E – Swine Educational Exhibits

218. History of a breed
219. Parts of a pig
220. Disease or parasites
221. Nutritional values of pork products
222. Keeping a healthy animal
223. Scrapbook – breeds with descriptions (min. 10 pages)
224. Scrapbook – activities in swine project (min. 10 pages)
225. Any other swine related subject



### CLASS F – Sheep Educational Exhibits

226. History of a breed
227. Parts of a sheep
228. Disease or sheep parasites
229. Nutritional values of lamb products
230. Keeping a healthy animal
231. Scrapbook – breeds with descriptions (min. 10 pages)
232. Scrapbook – activities in sheep project (min. 10 pages)
233. Any other sheep related subject



### CLASS G – Goat Educational Exhibits

234. History of a breed
235. Parts of a goat
236. Disease or goat parasites
237. Nutritional values of goat products
238. Keeping a healthy animal
239. Scrapbook – breeds with descriptions (min. 10 pages)
240. Scrapbook – activities in goat project (min. 10 pages)
241. Any other goat related subject



### CLASS H – Horseless Horse/Horse & Pony Educational Exhibits

242. Educational poster on a horse related topic
243. Any other educational display on a horse related topic

### CLASS I – Dog Educational Exhibits

244. Educational poster on a dog related topic
245. Scrapbook on a dog related topic
246. Educational display on a dog related topic

### CLASS J – Pets Educational Exhibits

247. Educational poster on a pet related topic
248. Scrapbook on a pet related topic
249. Educational display on a pet related topic

### CLASS K – Cat Educational Exhibits

250. Educational poster on a cat related topic
251. Scrapbook on a cat related topic
252. Educational display on a cat related topic



## Department 113 – Cats

Judging on Sunday at 10 am

### Entry Information

- Open to youth enrolled in the 4-H Cats project or youth of other groups doing equivalent work.
- No more than 2 cats per exhibitor – one entry/per lot.
- Long Hair – hair coat more than one inch in length
- Short Hair – hair coat one inch or less in length
- All Cat exhibitors are eligible to enter educational exhibits. See Dept. 110, Class K.
- **NEW!!** Each exhibitor must provide a 4x6 or 5x7 photo of their animal – exhibitor is encouraged to be in the photo as well. Photo should be mounted to white or black poster board (8x10). Please have your name and club written on the poster board. Photos should be dropped off at the Exhibits Office (bldg. #5) on entry day – Tuesday. Photos are required to receive premiums.

### Exhibit Information

- Cats must be vaccinated for rabies and distemper by a licensed veterinarian at least 1 month prior to the date of show. Proof of vaccination must be presented to the superintendent upon entry.
- Pregnant cats subject to giving birth should not be entered in the show.
- Male cats over 8 months of age must be neutered.
- Remove harness/collar from cat when unattended.
- Cats will be judged on health, grooming, general appearance, etc.
- Youth will be asked questions about the animal as part of the judging.
- Cats should plan to arrive by 9:30 AM on Sunday of the fair.



### Outagamie County Junior Fair Premium Book

- Judging will take place in Building #7.
- Cage judging begins at 10:00 AM.
- Cat Judging begins at 10:30 AM.
- All cats may be taken home immediately after judging is completed.
- Judging will be based on the Danish system.
- Premiums: \$2.00 - \$1.75 - \$1.50 - \$1.25

#### **CLASS A – Kittens** - 4-12 months of age

##### Lot Numbers

1. Male kitten, short hair
2. Female kitten, short hair
3. Male kitten, long hair
4. Female kitten, long hair

#### **CLASS B – Cats** - over 12 months of age

5. Neutered male cat, short hair
6. Female cat, short hair
7. Neutered male cat, long hair
8. Female cat, long hair

#### **CLASS C – Cage - Best Equipped Cage Display – Ribbon only**

- Wire cages provided. Cages are 25" long (front with door), 22" wide, 26" high.
- Exhibitor provides cage drapery, floor covering (vinyl, rug, carpet, etc.), feed and water dish, and litter box.
- Cage Display is optional.
  9. Cage Display



## Department 114 – Plant & Soil Science

Entered on Tuesday Noon – 6 pm – Building #11  
Judging on Wednesday at 9 am

#### **CLASS A – Field Crops**

##### Entry Information

- Open to youth enrolled in the 4-H Crops project or youth of other groups doing equivalent work.
- Maximum of 18 entries in Class A – Field Crops, 1 per lot

##### Exhibit Information

- See poster rules, if applicable.
- Display size is limited to 22"x28".
- All exhibits must be prepared for display prior to arriving.
- All entry tag must be securely attached to the outside of the bag.
- Field crop variety MUST be written on back of entry tag or exhibit will be dropped one placing.
- Unless otherwise indicated, exhibit should consist of 3 quarts in a 1-gallon zip lock bag
- Premiums: \$2.50 - \$2.25 - \$2.00 - \$1.75

#### **CORN** - Lot Numbers

1. High moisture corn, shelled
2. Dry corn, shelled
3. Hybrid corn – 8 ears
4. Field corn – 3 stalks
5. Dairy corn silage (last year's crop)
6. Beef corn silage (last year's crop)



#### **SMALL GRAINS** - Lot numbers

7. Oats
8. Wheat
9. Barley
10. Rye
11. Soybeans
12. Oats – 2 ½" sheaf
13. Wheat – 2 ½" sheaf
14. Barley – 2 ½" sheaf
15. Rye – 2 ½" sheaf
16. Soybeans – 2 ½" sheaf in 5-gallon pail with roots in water



#### **FORAGE** - Lot numbers

17. Slice of bale (first crop) – 2-4" wide - completely wrapped in clear plastic
18. Slice of bale (second crop) – 2-4" wide – completely wrapped in clear plastic
19. Haylage (first crop)
20. Haylage (second crop)

#### Lot numbers related to **Educational Exhibits**

21. Collection of 10 common weeds -mounted & labeled on 8 ½"x11 paper placed in a page protector
22. Specimens of 5 crop diseases -mounted & labeled on 8 ½"x11 paper placed in a page protector
23. Display of 10 different crop plants and seeds securely mounted on poster board – no loose seeds
24. Educational exhibit relating to field crops – poster, display, scrapbook, etc.

#### **CLASS B – Vegetables**

##### Entry Information

- Open to youth enrolled in the 4-H Vegetables project or youth of other groups doing equivalent work.
- Maximum of 24 entries plus a Best Garden Box in Class B – Vegetables

##### Exhibit Information

- Plates or boxes (for potatoes and Best Garden box) will be provided.
- All exhibits should be prepared prior to coming to check-in on entry day.
- **Vegetables – How to Exhibit** can be found at [www.OutagamieCountyFair.com](http://www.OutagamieCountyFair.com) under the Exhibitors tab.
- Vegetable variety MUST be listed on back of entry tag or exhibit will be dropped one placing. (Example: Peas – Little Marvel) – do not use the name of the seed company
- Educational exhibits can be posters, displays, scrapbooks, etc. See Poster rules, if applicable.
- Premiums: \$2.00 - \$1.75 - \$1.50 - \$1.25

#### Lot numbers

101. Beans, green – 10
102. Beans, purple – 10
103. Beans, wax – 10
104. Beets, pickling – 4 under 2" in diameter
105. Beets, slicing – 4 – 2 ½" in diameter
106. Broccoli – at least 6" long with leaves on
107. Brussel sprouts – 6
108. Cabbage, Chinese – 1
109. Cabbage, early – round, 1 head with outer leaves
110. Carrots – 4



### Outagamie County Junior Fair Premium Book

111. Cauliflower – 1 head
112. Celery – total plant with 2" root in container of water
113. Corn, Indian or decorative – 4 ears
114. Corn, popcorn – 4 ears
115. Corn, Sweet – 4 ears
116. Cucumbers, pickling – 4 (3"-4")
117. Cucumbers, slicing – 4 (6"-8")
118. Cucumbers, sweet – 4 (1 1/2" – 2 1/2")
119. Eggplant – 1
120. Endive – 1 plant
121. Kale – 1 head
122. Kohlrabi – 4
123. Leeks – 4, 1" tops
124. Lettuce – 1 head
125. Lettuce, leaf – 3 complete plants with roots in container with water
126. Onion, scallions – 1 bunch of 10, 6" tops
127. Onions, red – 4, 1" tops
128. Onions, white – 4, 1" tops
129. Onions, yellow – 4, 1" tops
130. Parsnips – 4
131. Peas – edible pod – 10 pods
132. Peas – pod peas – 10 pods
133. Peppers, any other – 4
134. Peppers, bell – 4
135. Peppers, hot – 4
136. Potatoes, red – 10
137. Potatoes, sweet – 4
138. Potatoes, white - 10
139. Radishes, icicle – 10
140. Radishes, red – 10
141. Rutabaga – 4
142. Squash, summer – any other – 1
143. Squash, summer – zucchini – 1
144. Squash, winter – 1
145. Swiss Chard – total plant with complete root in container of water
146. Tomatoes, cherry – 4
147. Tomatoes, green – 4
148. Tomatoes, red – 4
149. Tomatoes, Roma – 4
150. Tomatoes, yellow pear – 4
151. Turnip – 4
152. Any other vegetable not listed
153. Muskmelon – 1
154. Pumpkin, pie – 1
155. Watermelon – 1



### Lot numbers related to Herbs

All exhibits except garlic and dill are to be growing and labeled with variety in 6" pot with saucer for drainage.

156. Basil
157. Chives
158. Dill – 4 plants with roots in water
159. Garlic – 4 bulbs
160. Mint
161. Oregano
162. Parsley
163. Rosemary
164. Sage
165. Scented geranium
166. Tarragon
167. Thyme
168. Any other herb not listed



169. Patio Garden container display – 1 vegetable plant
170. Oddity vegetable – 1 (unusual shape, size, or color)
171. Scarecrow – 4-5' tall and self-standing
172. Educational display relating to vegetables (grades 3-5)
173. Educational display relating to vegetables (grades 6-8)
174. Educational display relating to vegetables (grades 9-13)
175. Best Garden Box – grades 3-5
176. Best Garden Box – grades 6-8
177. Best Garden Box – grades 9-13



### Best Garden Box

Must include 5 of the following:

- |                           |                            |
|---------------------------|----------------------------|
| Beans, green or wax - 10  | Onions, green - 10         |
| Beets, pickling - 4       | Peas - 10                  |
| Cabbage, early - 1 head   | Peppers - 4                |
| Carrots - 4               | Radishes - 10              |
| Cauliflower - 1           | Squash, summer - 1         |
| Cucumbers - 4             | Sweet corn - 4 ears        |
| Kohlrabi, purple or green | Tomatoes, red or green - 4 |
| Onions - 4                |                            |

### Lot numbers related to Fruits

178. Apples, summer variety – 4 specify variety
179. Apples, winter variety – 4 specify variety
180. Pears – 4
181. Plums – 4
182. Strawberries – 1/2 pint
183. Red raspberries – 1/2 pint
184. Black raspberries – 1/2 pint
185. Currants – 1/2 pint
186. Grapes – 2 bunches
187. Blackberries – 1/2 pint
188. Blueberries – 1/2 pint
189. Any other fruit not listed – specify variety

**Summer variety APPLES**  
Ripening before Labor Day:  
Lodi, Earligold, Jersey Mac, Paula Red, Redfree

**Winter variety APPLES**  
Ripening after Labor Day:  
Gala, McIntosh, Cortland, Northwestern, Greening, Spartan, Maccoun, Empire, Delicious, Jonathan

### Lot Numbers relating to Educational Exhibits related to Fruits

190. Grades 3-5
191. Grades 6-8
192. Grades 9-13

**Department 115 –  
Flowers & Houseplants**  
Face-to-Face Judging on Tuesday Noon – 6 pm

### Entry information

- Open to youth enrolled in the 4-H Horticulture project or youth of other groups doing equivalent work.
- Maximum of 30 entries in Department 115. 1 per lot.

### Exhibit information

- A minimum of 3 stems per container (entry) unless other instructions are listed.
- Flowers and foliage must be grown by exhibitor.



## Outagamie County Junior Fair Premium Book

- All entries should have containers that are heavy enough to support the entry. All containers should be clean and unbroken. (Aluminum can covered with foil is acceptable)
- **NO INVASIVE species** allowed in this department.
- Do not include goldenrod, ragweed, or state protected wildflowers in bouquets or arrangements.
- Educational exhibit includes scrapbook, poster, display, etc.
- Premiums: \$2.00 - \$1.75 - \$1.50 - \$1.25

### CLASS A – Flowers

#### Lot Numbers

1. Ageratum – 1 head
2. Aster
3. Astilbe – 1 panicle
4. Bachelor Buttons
5. Calendula
6. Calla Lily – 1 stem
7. Candy Tuft
8. Carnations
9. Coral Bells
10. Coreopsis – 1 spray
11. Cosmos
12. Dahlia – large decorative, 1 bloom
13. Dahlia – small
14. Daisies, Gloriosa
15. Daisies, Shasta
16. Daisies, any other
17. Day Lily – 1 stem
18. Delphinium – 1-3 stems
19. Echinacea
20. Gaillardia
21. Gladiola
22. Gypsophila
23. Hosta – 2 leaves over 4"
24. Hosta – 2 leaves under 4"
25. Hydrangea
26. Lilies (no Day lilies) – 1 stem
27. Marigold
28. Monarda
29. Nasturtiums
30. Pansies
31. Petunia (double)
32. Petunia (single)
33. Phlox (annual) – 1 stalk
34. Phlox (perennial) – 1 stalk
35. Pinks – Dianthus
36. Roses, tea – 1-3 stems
37. Rosses, other – 1-3 stems
38. Salvia
39. Scabiosa
40. Snapdragon
41. Sweet Peas (annual)
42. Sweet Peas (perennial)
43. Sweet Williams
44. Verbena
45. Yarrow
46. Zinnia
47. Any other cut flower – identify on entry tag
48. Any other cut flower - identify on entry tag
49. Any other cut flower – identify on entry tag
50. Any educational exhibit relating to flowers
51. Any educational exhibit relating to flowers



### CLASS B – Bouquets and Arrangements

- All flowers must have been grown by the exhibitor.
  - Use of floral foam and oasis blocks is encouraged.
  - Arrangements may include foliage (plant leaves, twigs, boughs), bows, ribbons, and picks.
  - Bouquets & arrangements are to be viewed from all sides
100. FIRST year exhibitors - Simple bouquet using 3 or more annuals and/or perennials
  101. Arrangement of annuals, using at least 3 varieties of annuals with a total of at least 5 spikes or blooms
  102. Arrangement of perennials, using at least 3 varieties of perennials with a total of at least 5 spikes or blooms
  103. Arrangement using a basket and flowers
  104. Arrangement using a candle and flowers
  105. Arrangement using a kitchen utensil as a container
  106. Arrangement using any one type of flower, any container
  107. Bouquet of cut flowers
  108. Centerpiece to be used on a dining room table with a harmonizing mat
  109. Miniature arrangement (not to exceed 6" in height)
  110. Mug arrangement, fresh flowers
  111. Single color floral arrangement (foliage can be any color)
  112. Any other bouquet or arrangement
  113. Any other bouquet or arrangement

### CLASS C – Houseplants

- Houseplants must have been propagated and grown by exhibitor.
- Entries must be started no later than May 1 of the exhibit year.
- Plants should be exhibited in unbreakable containers with saucer or foil underneath, preferably attached.
- Plants should be set in the center of the pot.
  - All plant foliage should be clean; dead or dying leaves or flowers should be removed prior to entry.
  - No plant polish can be used.
  - Exhibit may be multiple cuttings of the same variety to make a fuller pot.
- Plant exhibits must have the name of plant, date propagated, and method used printed on back of entry tag.
- All exhibits must be prepared for display prior to arriving at the fair.
- Plants and pots must be clean and free from insects and disease. Unhealthy plants will be disqualified and removed from display.
- See poster rules, if applicable.

200. African Violet
201. Baby Tears
202. Begonia (must be started by leaf, not tubers)
203. Cactus
204. Coleus
205. Croton
206. Dumbcane
207. Geranium
208. Hoya plant
209. Ivy – English
210. Ivy – German
211. Ivy – Swedish
212. Jade plant
213. Mosquito plant
214. Nerve plant
215. Peperomia (crinkled leaf)
216. Peperomia (smooth leaf)
217. Philodendron
218. Piggy Back plant
219. Pilea
220. Pothos (Devil's ivy)





Outagamie County Junior Fair Premium Book

- 221. Prayer plant
- 222. Sansevieria (snake plant)
- 223. Scheffelara
- 224. Spider plant
- 225. Succulent, other than cactus
- 226. Tahitian Bridal Veil
- 227. Velvet or purple passion plant (Gynura)
- 228. Wandering Jew (all varieties)
  
- 229. Any other foliage plant not listed
- 230. Any other foliage plant not listed
- 231. Any other flowering plant not listed
- 232. Any other flowering plant not listed
- 233. Educational display related to houseplants (scrapbook, poster, etc.)

**CLASS D – Creative Houseplant Gardens**

- On a 3x5 card, each exhibit must have date started and 2-3 sentences about why plants/objects were used together.
  - All plants must have been acquired prior to June 1<sup>st</sup> of exhibit year.
  - May contain purchased plants.
  - Dish gardens must be exhibited in an uncovered dish.
  - Dish garden size is not to exceed 14” diameter or 10 pounds.
- 300. Dish garden – up to 3 succulent or cacti plants
  - 301. Dish garden – 4 or more succulent or cacti plants
  - 302. Dish garden of up to 3 foliage plants
  - 303. Dish garden of 4 or more foliage plants
  - 304. Fairy garden (no larger than 20”x20”x20”)
  - 305. Terrarium – uncovered
  - 306. Any other creative houseplant garden

**CLASS E – Plant Crafts**

- Exhibits must include natural materials
  - No silk flowers allowed
  - All containers must be unbreakable.
- Lot numbers
- 400. Arrangement of dried flowers
  - 401. Arrangement of dried flowers using an unusual container or accessory
  - 402. Arrangement of dried flowers arranged for a wall hanging
  - 403. Arrangement of dried flowers in a basket
  - 404. Arrangement of pressed flowers
  - 405. Arrangement of wildflowers
  - 406. Boutonniere using fresh flowers
  - 407. Corsage using fresh flowers
  - 408. Decorated bird house gourd
  - 409. Decorated/painted flower pot
  - 410. Exhibit showing process of drying flowers
  - 411. Herbal vinegar
  - 412. Potpourri – contents identified and in ziplock bag
  - 413. Wall hanging or swag
  - 414. Wreath, grapevine (made and decorated)
  - 415. Wreath, Holiday
  - 416. Wreath, any other decorative
  - 417. Any other exhibit not listed using natural materials
  - 418. Any other exhibit not listed using natural material



**CLASS F – Home Grounds**

- Lot numbers
- 500. Collection of 10 dried and pressed leaves of shrubs and/or trees, labeling each
  - 501. Composting exhibit

- 502. Exhibit of landscaping plan that you completed with photos (before, during, and after)
- 503. Exhibit on landscaping plants telling whether it should be planted in sun or shade (at least 10 plants each)
- 504. Exhibit on methods used in seeding or reseeding lawn, kind of grass sown, care given to lawn, etc.
- 505. Exhibit showing a planting plan for a flower garden
- 506. Exhibit showing characteristics of at least 10 trees and/or shrubs used in landscaping
- 507. Hanging planter of annuals – 3 or more varieties
- 508. Landscape enrichment including but not limited to landscape stones, sculptures created by exhibitor, etc.
- 509. Landscape plan – poster
- 510. Lawn care exhibit (picture of lawn, explain maintenance, mowing schedule, fertilizer, weed control, etc.)
- 511. Plan of flower border
- 512. Planting plan drawn to scale on poster board
- 513. Poster on benefits of mulching
- 514. Poster on horticulture careers
- 515. Poster showing tools used for landscaping – explain how they are used
- 516. Summer planter of annuals – 3 or more varieties
- 517. Any other exhibit relating to home grounds/landscaping
- 518. Any other exhibit relating to home grounds/landscaping
- 519. Any other exhibit relating to home grounds/landscaping

**Department 116 - Natural Sciences**

**Exploring Your Environment**

Face-to-Face Judging on Tuesday Noon – 6 pm



**Entry Information**

- Open to youth enrolled in the 4-H project or youth of other groups doing equivalent work.
- No more than 25 entries per exhibitor (Classes A – G). 1/lot

**Exhibit Information**

- See Poster rules.
- Display size not to exceed 36” x 48” – exhibitor is allowed 1 entry to exceed the maximum size.
- Exhibitors must bring a device to play any video, power point, music, or computer entries that need to be played for the judge.
- Premiums: \$2.50 - \$2.25 - \$2.00 - \$1.75



**CLASS A – Birds**

Lot Numbers

- 1. Exhibit or species of birds – pictures or drawings of birds seen and identified by member (10 species for grades 3-5 – 15 species for grades 6-8 – 20 species for grades 9 and up)
- 2. Compare and Contrast – show how differences are necessary for where and how they live (4 different birds for grades 3-5 – 6 birds for grades 6-8 – 8 birds for grades 9 and up)
- 3. Exhibit of pictures or drawings and explanation of the different kinds of one of the following bird parts: beak, feet, feathers, or other bird part
- 4. Written journal of bird watching activities covering at least 5 expeditions
- 5. Exhibit showing the parts of a bird with explanations
- 6. One bird house of your own construction (include information regarding the bird it was built for)





## Outagamie County Junior Fair Premium Book

7. One bird feeder of your own construction
8. Exhibit of photographs of 4 or more bird nests -- identify type, location and date found
9. Scrapbook of drawings/pictures of local birds describing feeding, nesting, and migration  
(10 birds for grades 3-5 – 15 birds for grades 6-8 – 20 birds for grades 9 and up)
10. Exhibit on how to attract birds to your backyard in summer or winter
11. Exhibit on career opportunities working with birds
12. Any other exhibit related to birds
13. Any other exhibit related to birds

### CLASS B - Fishing

20. Exhibit on Wisconsin fish (10 species for grades 3-5 – 15 species for grades 6-8 – 20 species for grades 9-13)
21. One homemade popper for fishing
22. One homemade jig for fishing
23. One homemade fly for fishing
24. Any other type of lure
25. Collection of at least 3 different homemade lures
26. Educational exhibit on proper fishing techniques
27. Exhibit on fishing equipment with description of use
28. Exhibit of ice fishing equipment with description of use
29. Exhibit describing how to care for, clean, transport, and store fish after being caught
30. Educational exhibit on parts of a fish with explanations
31. One fish plaster mold
32. Exhibit on fishing safety
33. Exhibit of at least 5 different types of bait
34. Exhibit identifying the parts of a rod and reel
35. Homemade fishing equipment
36. Fishing journal of at least 5 fishing trips – include pictures, story, location, weather, date, time, etc.
37. Any other exhibit related to fishing
38. Any other exhibit related to fishing



### CLASS C – Entomology

41. Educational exhibit identifying the parts of an insect
42. Educational exhibit emphasizing the value of insects
43. Collection of insects mounted and labeled
  - ✓ 20 or more species for grades 3-5 – 30 or more for grades 6-8 – 40 or more for grades 9 and up
  - ✓ At least 10 insects must be new from previous year
  - ✓ Use standard insect box and insect pins
  - ✓ Labels for insects must contain: Common name, scientific name, date and location of capture, and initials of collector
44. Educational exhibit explaining the life cycle of insects
45. Scrapbook of insects – photo or drawing of each, describe habitat and environment, eating habits and food  
(10 species for grades 3-5 – 15 species for grades 6-8 – 20 species for grades 9 and up)
46. Educational exhibit of 4 insect damaged plants properly mounted – explain how to control damage
47. Display of 4 cocoons or chrysalises and merging moths and butterflies properly labeled
48. Artistic arrangement of the wings of insects – take old mounted insects, cut off wings, and arrange in a design
49. Exhibit relating to entomology careers
50. Jar of honey from member's apiary
51. Comb of honey
52. Educational display relating to beekeeping
53. Any other exhibit relating to entomology
54. Any other exhibit relating to entomology



### CLASS D – Forestry

60. Grades 3-5 ONLY – potted seedling – must be rooted and have age listed (such as 1 year)
61. Educational exhibit showing the process of photosynthesis
62. Educational exhibit showing proper tree planting methods
63. Exhibit of leaf prints – labeled according to species (10 for grades 3-5 – 15 for grades 6-8 – 20 for grades 9 and up)
64. Exhibit of labeled and mounted tree seeds (10 for grades 3-5 – 15 for grades 6-8 – 20 for grades 9 and up)
65. Educational exhibit explaining the differences between a coniferous and deciduous tree
66. Educational exhibit emphasizing the value of trees
67. Educational exhibit showing the leaves of one of the tree families (example: oak – red, white, burr, etc.)
68. Exhibit showing the annual life history of a tree
69. Educational exhibit on tree disease
70. Educational exhibit showing a forest harvesting method
71. Educational exhibit showing the proper pruning of a tree
72. Diagram of a tree and of a cross-section of a tree
  - ✓ Label the tree parts and zones in the cross-section
  - ✓ Describe how a tree grows with reference to diagrams
73. Branch mount of 15 or more species of trees
  - ✓ Must be labeled
  - ✓ Approx. 1" in diameter and 3" in length cut 1 end on diagonal
74. Series of photographs of at least 5 species of trees
  - ✓ Each series should include 3-4 photos to show general growth habits, leaves, fruit, and bark of species
  - ✓ Each portrait should be mounted and labeled
75. Maple syrup that you made – in sealed glass pint jar – bring a small sample for tasting
76. Any other exhibit related to forestry
77. Any other exhibit related to forestry



### CLASS E – Wildflowers

80. Educational exhibit of wildflower species properly pressed, mounted, and labeled (10 species for grades 3-5 – 15 species for grades 6-8 – 20 species for grades 9 and up)
81. Educational exhibit of parts of a wildflower
82. Educational exhibit showing the life cycle of a wildflower
83. Display of seeds from wildflowers and describe how each species is dispersed (10 species for grades 3-5 – 15 species for grades 6-8 – 20 species for grades 9 and up)
84. Educational display of 5 native fern species properly pressed, mounted, and labeled
85. Educational display of wildflowers seen and identified by exhibitor (10 species for grades 3-5 – 15 species for grades 6-8 – 20 species for grades 9 and up)
86. Display of the plan of your wildflower garden
87. Artistic arrangement of pressed wildflowers
88. Exhibit of color photographs taken by member of identified wildflowers (10 species for grades 3-5 – 15 species for grades 6-8 – 20 species for grades 9-13)
89. Any other exhibit relating to wildflowers
90. Any other exhibit relating to wildflowers

### CLASS F – Recycling

100. Educational exhibit on the benefits of recycling
101. Educational exhibit on how to recycle
102. Exhibit on a product made from recycled materials
103. Homemade newspaper crate for bundling papers
104. Homemade cloth bag to be used as a grocery bag
105. Any other homemade item to aid in recycling
106. Any other educational exhibit relating to recycling
107. Any other educational exhibit relating to recycling



**CLASS G – Any other Natural Sciences topic**

Examples: astronomy, water, etc.

- 110. Any educational exhibit relating to Natural Sciences
- 111. Any educational exhibit relating to Natural Sciences
- 112. Any educational exhibit relating to Natural Sciences
- 113. Any educational exhibit relating to Natural Sciences

**CLASS H – Adventures**

**Entry Information**

- Open to youth enrolled in the 4-H adventures project or youth of other groups doing equivalent work.
- No more than 15 entries per exhibitor in Class H. 1 per lot

**Exhibit Information**

- Face-to-face judging Tuesday Noon – 6 PM
- See Poster rules.
- Display size not to exceed 36" x 48" – exhibitor is allowed 1 entry to exceed the maximum size.
- Exhibitors must bring a device to play any video, power point, music, or computer entries that need to be played for the judge.
- Premiums: \$2.50 - \$2.25 - \$2.00 - \$1.75

Lot Numbers relating to **Camping**

- 201. Educational exhibit on how to select basic equipment
- 202. Educational exhibit on planning a camping trip
- 203. Exhibit on your camping adventures
- 204. First aid kit made by exhibitor for camping adventures
- 205. Any other exhibit relating to camping
- 206. Any other exhibit relating to camping

Lot Numbers relating to **Canoeing and Kayaking**

- 207. Educational exhibit on paddling/oaring techniques
- 208. Educational exhibit on proper equipment
- 209. Educational exhibit on planning a trip
- 210. Exhibit on your canoeing or kayaking adventures
- 211. Any other exhibit relating to canoeing or kayaking
- 212. Any other exhibit relating to canoeing or kayaking

Lot numbers related to **Winter Travel**

(cross-country skiing and/or snowshoeing)

- 213. Educational exhibit on selecting the proper equipment
- 214. Educational exhibit on winter travel safety
- 215. Educational exhibit showing proper techniques
- 216. Exhibit on your winter travel adventure
- 217. Any other exhibit relating to winter travel
- 218. Any other exhibit relating to winter travel

Lot Numbers relating to **Bicycling**

- 219. Educational exhibit on selecting bicycling equipment
- 220. Educational exhibit on bicycle safety
- 221. Educational exhibit on planning a bicycling adventure
- 222. Exhibit on your bicycling adventures
- 223. Any other exhibit relating to bicycling
- 224. Any other exhibit relating to bicycling

Lot Numbers relating to **Backpacking and Hiking**

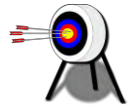
- 225. Educational exhibit on selecting the proper equipment
- 226. Educational exhibit on how to pack for an adventure
- 227. Educational exhibit on planning an adventure
- 228. Exhibit on your backpacking and hiking adventures
- 229. Any other exhibit relating to backpacking and hiking
- 230. Any other exhibit relating to backpacking and hiking

**Shooting Sports**

- Open to youth enrolled in the 4-H Shooting Sports projects or youth of other groups doing equivalent work.
- Face-to-face judging Tuesday Noon – 6 PM
- No more than 15 entries per exhibitor in Class I - K. 1 per lot
- See Poster rules.
- Display size not to exceed 36" x 48" – exhibitor is allowed 1 entry to exceed the maximum size.
- Exhibitors must bring a device to play any video, power point, music, or computer entries that need to be played for the judge.
- Premiums: \$2.50 - \$2.25 - \$2.00 - \$1.75

**CLASS I – Archery**

- 301. Educational exhibit on archery safety
- 302. Educational exhibit on proper shooting stance
- 303. Homemade ground quiver
- 304. Homemade side quiver
- 305. Homemade target
- 306. Any other homemade archery equipment (arm guard, finger tabs, bow case, etc.)
- 307. Educational exhibit on archery care and maintenance
- 308. Educational exhibit on parts of a bow and arrow with purpose
- 309. Educational exhibit on Wisconsin archery laws
- 310. Exhibit on your archery hunting experiences
- 311. Three targets shot by exhibitor with explanation and photos (date, what was learned, adjustments made, etc.)
- 312. Scrapbook of activities in your archery project with photos
- 313. Educational exhibit on a species of animal you would hunt with a bow – include the habitat
- 314. Any other exhibit relating to archery
- 315. Any other exhibit relating to archery
- 316. Any other exhibit relating to archery



**CLASS J – Firearms**

- 401. Educational exhibit on gun safety
- 402. Exhibit on proper shooting stance
- 403. Educational exhibit on gun care and maintenance
- 404. Educational exhibit on parts of a gun with a purpose for each
- 405. Back stop for pellet shooting

**Lots 406-409**

- Three targets shot by Exhibitor
- Must include explanation (date, what was learned, adjustments made, etc.)
- Must include photos and list ammo used

- Lot 406. Rifle
- Lot 407. Pistol
- Lot 408. Shot Gun
- Lot 409. Muzzle loader



- 410. Accessory item made by exhibitor (shell bag, shooting vest, etc.)
- 411. Rifle – scrapbook of activities in your rifle project with photos
- 412. Pistol – scrapbook of activities in your pistol project with photos
- 413. Shot Gun – scrapbook of activities with photos
- 414. Shot Gun – trap league report with photos and scores
- 415. Muzzle loader – scrapbook of activities with photos
- 416. Educational exhibit on a species of animal that you would hunt with a firearm – include the habitat
- 417. Any other item relating to firearms
- 418. Any other item relating to firearms
- 419. Any other item relating to firearms
- 420. Any other item relating to firearms



**CLASS K – Hunting and Trapping**

- 500. Animal silhouette target
- 501. Educational exhibit of 10 waterfowl – info on feeding habits, reproduction, and habitat
- 502. Educational exhibit of 5 different game birds – info on feeding habits, reproduction, and habitat
- 503. Educational exhibit of 7 different game animals – info on feeding habits, reproduction, and habitat
- 504. Educational exhibit on hunting safety
- 505. Educational exhibit on the principles of game management
- 506. Educational exhibit on tracks of game birds and animals (maximum of 6)
- 507. Educational exhibit on types of guns and ammunition for hunting
- 508. Educational exhibit relating to WI hunting laws
- 509. Educational exhibit showing identification characteristics of an animal species
- 510. Hunting decoy made by exhibitor (duck, goose, turkey, etc.)
- 511. Item made by exhibitor for use in hunting
- 512. Photo display of wild animals taken with a hand-held camera – minimum of 4 photos
- 513. Photo journal of scrapbook of hunting trips – trips must occur between the previous county fair and the current fair (grades 3-5 minimum of 1 trip – grades 6-8 minimum of 2 trips – grades 9-13 minimum of 3)
- 514. Plaster cast of a wild animal's tracks
- 515. Survival kit assembled by exhibitor with a brief explanation of item's potential use (min. 8 items)
- 516. Taxidermy item exhibitor has shot and has completed with taxidermy
- 517. Any other exhibit relating to hunting
- 518. Any other exhibit relating to hunting
- 519. Beaver or muskrat hoop made by exhibitor
- 520. Educational exhibit of 10 fur-bearing animals – information on habitats, economic value, and tracks
- 521. Educational exhibit on the 3 main types of traps: foot hold, body gripper, and live trap
- 522. Educational exhibit promoting trapping
- 523. Educational exhibit showing equipment and tools used for dry land trapping
- 524. Educational exhibit showing equipment and tools used for water trapping
- 525. Educational exhibit showing identification characteristics of a specific furbearer – include tracks
- 526. Educational exhibit showing the parts of a trap
- 527. Item made by exhibitor to be used for trapping
- 528. Scrapbook of prior year's trapping season – include photos, any incidentals or missed traps, and what you have learned to improve for next season
- 529. Any other exhibit relating to trapping
- 530. Any other exhibit relating to trapping



**Department 117 – Young Exhibitors**



Cloverbuds

Face-to-Face Judging on Tuesday Noon – 6 pm

**Entry Information**

- Exhibitors must have completed 5-year-old Kindergarten, 1<sup>st</sup> grade, or 2<sup>nd</sup> grade by the time of the fair.
- Limited to 4 entries. 1 per lot.

**Exhibit Information**

- Entry tag must be attached to exhibit.
- Youth must complete 3<sup>rd</sup> grade to exhibit live animals.
- Bring exhibits to building #5 for judging.
- Participation ribbon is awarded to each exhibitor.
- Premium of \$1.50 per entry.

**CLASS A – Young Exhibitors**

Lot Numbers

1. First Exhibit
2. Second Exhibit
3. Third Exhibit
4. Fourth Exhibit



**Ideas for projects in Department 117:**

- Exhibit of 3 of any vegetable grown by exhibitor (example - 3 cherry tomatoes)
- Exhibit of 3 flowers in a disposable vase (example - 3 marigolds in a soup can covered with foil)
- Houseplant taken care of by member
- Craft item
- Poster about a pet
- Sewing project
- Model built by exhibitor
- Simple woodworking project
- Simple food item - follow foods guidelines in Dept. 125 (example - 3 cookies, 3 muffins, etc.)



**Department 118 – Cultural Arts**

Face-to-Face Judging on Tuesday Noon – 6 pm

**Entry Information**

- Open to youth enrolled in the 4-H Art project or youth of other groups doing equivalent work.
- No more than 25 entries for this department -1 per lot.

**Exhibit information**

- No kits or pre-cut articles allowed unless stated.
- Any exhibit not conforming to regulations will be lowered one placing.
- Any exhibit that is designed to be hung up must be ready to be hung or will be dropped a placing.
- Any article entered as a wall hanging, painting, or picture must have a suitable and secure hanger. This applies to ALL classes in this department.
- Exhibits will be judged on total presentation (picture has matting, stitchery is finished in a frame or made into a pillow, and articles are clean and unworn).
- Place all small articles in a zip-lock bag.
- Entry tags should be securely attached.
- Check for additional "class" rules.
- Premiums: \$2.50 - \$2.25 - \$2.00 - \$1.75



# Outagamie County Junior Fair Premium Book

## CLASS A – Arts & Crafts

Lot Numbers

1. Arts & Crafts exhibit #1
2. Arts & Crafts exhibit #2
3. Arts & Crafts exhibit #3
4. Arts & Crafts exhibit #4
5. Arts & Crafts exhibit #5
6. Arts & Crafts exhibit #6
7. Arts & Crafts exhibit #7
8. Arts & Crafts exhibit #8
9. Arts & Crafts exhibit #9
10. Diamond Art (kit allowed)

## CLASS B – Basket Weaving

- All exhibits should be dated and initialed
  - Kits are allowed
20. Basket with wooden base
  21. Basket with sides #1
  22. Basket with sides #2 (must be different than #1)
  23. Basket with sides #3 (must be different than #1 and #2)
  24. Basket with cover
  25. Basket woven over container
  26. Basket with double wall, any size
  27. Cat head basket
  28. Wall hanging
  29. Basket weaving item not listed above #1
  30. Basket weaving item not listed above #2 (must be different than #1)
  31. Basket weaving item not listed above #3 (must be different than #1 & #2)



## CLASS C – Ceramics – Clay – Porcelain

- All exhibits should be dated and initialed
  - All projects must be finished completely including the bottom and back
  - All projects must be done completely by the exhibitor including cleaning, painting, or glazing with the exception of the eyes.
41. Clay – article molded by hand, painted or glazed #1
  42. Clay – article molded by hand, painted or glazed #2 – must be different than #1
  43. Ceramic bisque item using non-fired colors #1
  44. Ceramic bisque item using non-fired colors #2 – different than #1
  45. Ceramic bisque item using non-fired colors and antiquing
  46. Ceramic bisque item using non-fired colors and antiquing #2 – must be different than #1
  47. Ceramic bisque item using non-fired colors and chalks #1
  48. Ceramic bisque item using non-fired colors and chalks #2 – must be different than #1
  49. Ceramic bisque item using dry brushing #1
  50. Ceramic bisque item using dry brushing #2 – different than #1
  51. Ceramic glazed article #1
  52. Ceramic glazed article #2 – must be different than #1
  53. Ceramic glazed article using underglazes
  54. Ceramic glazed article using specialty glaze (mother-of-pearl, bark, snow, gold, metallic, etc.)
  55. Ceramic article with fixed decal (using glaze or non-fired colors)
  56. Ceramic article using more than one technique
  57. Ceramic, any other item not listed above #1
  58. Ceramic, any other item not listed above #2 – different than #1
  59. Plaster of Paris, any article
  60. Plaster of Paris, any article
  61. Cement/concrete, any article #1

**Arts and Crafts Exhibits must be dated and initialed when possible.**

### Exhibits could include:

- Block printing
- Candles (dipped or poured)
- Duct tape art • Folk art
- Junk art • Macrame
- Metal Art • Mosaics
- Sand Art • Screen Printing
- Stained Glass • Stencil Painting
- String Art • Woodburning
- Wood Carving

62. Cement/concrete, any article #2 - different than #1
63. Porcelain, any item
64. Porcelain, figurine or vase
65. Porcelain, doll
66. Porcelain, ½ doll – body could be made of cloth

## CLASS D – Creative Stitchery

70. Creative stitchery (hand) #1
71. Creative stitchery (hand) #2
72. Creative stitchery (hand) #3
73. Creative stitchery (hand) #4
74. Creative stitchery (hand) #5
75. Creative stitchery (hand) #6
76. Creative stitchery (hand) #7
77. Creative stitchery (hand) #8
78. Creative stitchery (hand) #9
79. Creative stitchery (hand) #10
80. Creative stitchery (machine) #1
81. Creative stitchery (machine) #2
82. Creative stitchery (machine) #3

### Creative Stitchery

- Kits are permitted.
- All exhibits should be dated and name or initials in stitches, if possible.
- Embellishments are allowed.

- Samplers - Applique
- Hand-stitched soft sculpture
- Embroidery - Chicken scratching
- Cross-stitch - Counted cross-stitch
- Hardanger - Needlepoint
- Needle punch - Punch quilt - Plastic Canvas - Crewel
- Candlewicking - Lace net darning - Penny rugs - Swedish weaving
- Silk ribbon embroidery - Smocking
- Tatting - Waste canvas item
- Hand quilting
- Machine Embroidery - Red work
- Blue work - Black work - etc.

## CLASS E – Jewelry

- Mount jewelry to poster board, cardboard, or on a form. Exhibit must be display ready.

Lot numbers

91. Jewelry item #1
92. Jewelry item #2
93. Jewelry item #3
94. Jewelry item #4
95. Jewelry item #5

### Jewelry Ideas:

- Ring, brooch, earrings, necklace, etc.
- Made with beads, metal, string, etc.



## CLASS F – Leathercraft

Lot numbers

100. Leathercraft item #1
101. Leathercraft item #2
102. Leathercraft item #3
103. Leathercraft item #4
104. Leathercraft item #5

### Leathercraft -

- Kits are permitted.
- Oiled items must be in plastic bags.
- All projects must have a minimum of 1 technique:
  - Stamping - Carving - Modeling
  - Woodburning - Staining - Dyeing

## CLASS G – Paper Crafting

### Paper Crafting -

- ❖ Embellishments (stickers, gems, ribbons, flowers, buttons, etc.) can be added to cards and scrapbook pages; however, they should complement the item and not be the main focus.
- ❖ Place all scrapbooking pages in page protectors. Attach pages to poster board for hanging purposes.
- ❖ Cards and envelopes need to be in plastic (bags or pouches) and then attached to poster board. Must be able to remove cards for judging.
- ❖ Poster board border should be no more than 2 inches larger than the cards.
- ❖ All exhibits should be dated and initialed.

110. Cards, set of 4 with envelopes – rubber stamped
111. Cards, set of 4 with envelopes – rubber stamped
112. Cards, set of 4 with envelopes – heat embossed
113. Cards, set of 4 with envelopes – heat embossed
114. Cards, set of 4 with envelopes – raised (dry) embossed
115. Cards, set of 4 with envelopes – raised (dry) embossed
116. Cards, set of 4 with envelopes – die-cuts
117. Cards, set of 4 with envelopes – die cuts
118. Cards, set of 4 with envelopes – using 3 or more techniques
119. Cards, set of 4 with envelopes – using 3 or more techniques
120. Scrapbooking – 2 pages only
121. Scrapbooking – 2 pages only
122. Scrapbooking – 2 pages only
123. Scrapbook – complete book – up to 15 pages





### Outagamie County Junior Fair Premium Book

- 124. Scrapbook – complete book – more than 16 pages
- 125. Scrapbook – complete book – made entirely by hand (not a purchased album)
- 126. Quilling – any article #1
- 127. Quilling – any article #2 – must be different than #1
- 128. Origami – any article #1
- 129. Origami – any article #2 – must be different than #1
- 130. Homemade paper #1
- 131. Homemade paper #2
- 132. Any other paper crafting item #1
- 133. Any other paper crafting item #2 – must be different than #1

#### **CLASS H – Drawing & Painting**

- All exhibits should be dated and signed or initialed on front.
- All pieces of art work done on PAPER must be matted with poster board. Poster board does not need a hanger.
- All other articles MUST be display ready. Remember – picture must have a suitable, secure hanger.

#### **Drawing & Painting includes**

Pen & Ink - Pointillism - Scratch Board - Pencil - Screen Printing  
 Pastels - Color Pencils - Watercolors - Acrylics - Rosemaling  
 Toile Art - Air Brush - Oil Painting -- Etc.

Lot numbers

- 201. Any drawing or painting #1
- 202. Any drawing or painting #2
- 203. Any drawing or painting #3
- 204. Any drawing or painting #4
- 205. Any drawing or painting #5
- 206. Any drawing or painting #6
- 207. Any drawing or painting #7
- 208. Any drawing or painting #8
- 209. Any drawing or painting #9
- 210. Any drawing or painting #10
- 211. Sketch book – minimum of 15 pages



#### **CLASS I – Theatre Arts**

- Must be entered Tuesday Noon – 6 PM.
- Face-to-face judging on Wednesday 9 AM – 11 AM.
- No more than 12 entries/exhibitor for this class-1 per lot.
- Exhibits will be judged on total presentation.
- Exhibitors must bring a device to play any video or other technical entry that needs to be played for the judge. Bring your exhibit on entry day AND be present on judging day with your device to play the exhibit.
- Exhibits could be a video, other recording, poster, display, scrapbook, etc.



Lot Numbers relating to **Dance**

- 301. Exhibit relating to Dance #1
- 302. Exhibit relating to Dance #2
- 303. Exhibit relating to Dance #3
- 304. Exhibit relating to Dance #4
- 305. Exhibit relating to Dance #5

Lot Numbers relating to **Music**

- Judged on merit of each performance.
- Live performance is allowed in all performance lots.
- Written permission to arrange copyrighted material must be attached or exhibit will be lowered a placing.
- Reminder – exhibitor MUST bring a device to play their recorded performance exhibit on judging day (Wednesday).
- Exhibit MUST be entered on Entry Day (Tuesday).

- Recorded performance will be video recordings with a verbal introduction. In the verbal introduction, please include how long you have had lessons.
- Sheet music and recording should be placed in a zip lock bag for display of exhibit.

- 306. 5-minute music presentation performed by exhibitor
- 307. Exhibit on history of music or a musical instrument
- 308. Exhibit on music or a musical instrument
- 309. Poster on music
- 310. Recording of brass instrumental music
- 311. Recording of keyboard music
- 312. Recording of music composed by member – include written copy of music
- 313. Recording of percussion instrumental music
- 314. Recording of string instrumental music
- 315. Recording of vocal music
- 316. Recording of woodwind instrumental music
- 317. Scrapbook on music
- 318. Any other exhibit relating to music



Lot Numbers relating to **Theatre Arts**

- 319. 3-5 min. drama performed by exhibitor, with verbal intro - Include written copy - May have supporting actor(s) - Video recorded
- 320. Scrapbook on drama
- 321. Poster on drama
- 322. Drama play written for individual or group
- 323. 3-5 min. puppet skit performed by exhibitor, with verbal intro - Include written copy - Video recorded
- 324. Scrapbook on puppetry
- 325. Poster on puppetry
- 326. Puppetry play written for individual or group
- 327. Puppet made by exhibitor without a script
- 328. 3-5 min clowning skit performed by exhibitor, with verbal intro – include written copy – video recorded
- 329. Scrapbook on clowning
- 330. Poster on clowning
- 331. Scrapbook on any technical theatre aspect
- 332. Poster on any technical theatre aspect
- 333. Exhibit on costume design
- 334. Exhibit on set design
- 335. Exhibit on props design
- 336. Exhibit on lighting design
- 337. Exhibit on sound design
- 338. Exhibit on elements of acting
- 339. Any other item related to drama





**Department 120 –  
Photography**

Face-to-Face Judging on Tuesday Noon – 6 pm

#### **Entry Information**

- Open to youth enrolled in the 4-H photography project or youth of other groups doing equivalent work.
- No more than **10 entries – 1 per lot.**
- A photograph may only be used once in this department.
- All entries must be the exhibitor's own work and the product of this year's work.



## Outagamie County Junior Fair Premium Book Photography Exhibit Information

- All exhibits not meeting premium book rules may be lowered one placing, decision will be made by photography superintendent.
- Exhibitors may use any type of camera.
- Photos may be color, black and white, or sepia tone.
- Any photo or video found to be objectionable or in poor taste will be disqualified.
- See Poster rules, if applicable.
- Photos will be judged on technical quality, composition, storytelling ability, and knowledge of the exhibitor (based on age).
- Premiums: \$2.50 - \$2.25 - \$2.00 - \$1.75

### CLASS A – 4x6 Photos

- Each entry is **two (2) photos**
- Mount on 8 ½ x 11 posterboard



#### Lot Numbers

1. Action (must show action and movement) – 2 photos
2. Aerial/Drone – 2 photos
3. Animals (not pets) – 2 photos
4. Any season – 2 photos
5. Birds – 2 photos
6. Buildings or man-made objects – 2 photos
7. Extreme close up – 2 photos
8. Fish or Insects – 2 photos
9. Food – 2 photos
10. Holiday – 2 photos
11. Landscapes or Seascapes- 2 photos
12. People – 2 photos
13. Pets – 2 photos
14. Portraits – 2 photos
15. Plant life or Flowers – 2 photos
16. Same subject - two different viewpoints – 2 photos
17. Special Effects – 2 photos
18. Still Life – 2 photos
19. Sunrise or sunset – 2 photos
20. Taken at last year's fair – 2 photos
21. Trick Photography – 2 photos
22. Vacation – 2 photos
23. Any other subject – 2 photos



### CLASS B – Enlargements

- Mount on 8 ½ x 11 or 11x14 poster board
24. One 5x7 or 8x10 photo of your choice
  25. One 5x7 or 8x10 photo of your choice
  26. One 5x7 or 8x10 photo of your choice

### CLASS C – Additional Entries

27. Computer enhanced photo (5x7) with original (4x6) mounted on 11x14 poster board
28. Computer enhanced photo (5x7) with original (4x6) mounted on 11x14 poster board

#### Lots 27 and 28 –

A computer enhanced photo **MUST** have obvious alterations and/or enhancements – camera effects, filters, lenses, or programs used to dramatically change the way the image would normally look.

29. Photography related poster, display, or item using exhibitor's photos
30. Photography related poster, display, or item using exhibitor's photos

#### Lots 29 and 30 Suggestions:

- Posters/displays on types of cameras, photography tips and tricks, lighting, or how to ...
- Items such as a puzzle, photo mug, calendar, photo collage, etc.

31. Panoramic pieced display – 3 (4x6) prints pieced together and mounted on 7x22 poster board
32. Photo story – 3-4 photos (4x6) that tell a story – mount on 11x14 poster board
33. Videography – video or slide show of any subject up to 3 minutes in length (must provide viewing device for judge)
34. Videography – video or slide show of any subject up to 3 minutes in length (must provide viewing device for judge)
35. **“My Best Photo”** – one 5x7 or 8x10 of **exhibitor's most technically and compositionally correct image.**
  - Entries will be judged Danish at 5 PM on Tuesday
  - It is highly recommended that you attend.
  - Must be entered before 5 PM to be eligible in this lot.



#### All photos must be mounted on poster board.

White or black poster board is suggested.

- Mount (2) 4x6 photos and 5x7 photos onto 8 ½ x 11 poster board or cardstock.
- Mount 8x10 photos onto a 11x14 poster board.
- Entry tag must be attached to the back of poster board
- Please write your name and club on bottom of poster board.
- No date stamps on photos.
- A photo title is optional and may be written on the BACK of the poster board.
- Photos must be securely attached to poster board using rubber cement or high-quality mounting tape.



## Department 121 - Computers

Face-to-Face Judging on Tuesday Noon – 6 pm

#### Entry information

- Open to youth enrolled in the 4-H Computer project or youth of other groups doing equivalent work.
- No more than 5 entries per exhibitor. 1 per lot.

#### Exhibit information

- See Poster rules.
- “Computer” includes any computerized device.
- Attach a 3x5 card explaining any software used and an explanation of what you did.
- Exhibits could include a poster, display, slide show, scrapbook, etc.
- Premiums: \$2.50 - \$2.25 - \$2.00 - \$1.75

#### CLASS A – Computer

##### Lot Numbers

1. Exhibit identifying computer components and their functions
  2. Exhibit identifying types and purposes of various software
  3. Exhibit on internet safety, social media safety, or any other computer safety topic
  4. Exhibit relating to a computer-related career
  5. Poster of 5 pros and 5 cons of social media
  6. Any other exhibit related to computer information
- Items created using computer software**
7. Business cards (5) for a real or fictional business mounted on poster board



## Outagamie County Junior Fair Premium Book

8. Business or personal stationery (2 different examples) created using the computer
9. Calendar (12-month) created using design software or online service
10. Computer-generated t-shirt design
11. Create a 4-page newsletter that includes graphics (2 – 8 ½ x 11 pages printed on both sides)
12. Create a design – may include, but not limited to landscape, garden, home, building, CAD-CAM designs
13. Create a flyer promoting 4-H, the Outagamie County Fair, or another organization or event
14. Create a set of business stationery - include a business card, letterhead, and business envelopes
15. Create a tri-fold (6 panel) brochure that includes graphics (8 ½ x 11 paper) – text and/or graphics on all 6 panels
16. Exhibit of at least 3 photos that you have manipulated using photo editing software – include before and after images, explanation of software used, and reason for manipulation.
17. Greeting cards (2) – birthday, sympathy, thank you, holiday, etc.
18. Scrapbook, created using design software or online service – 6 pages minimum, printed in color
19. Any other computer designed item



**Interactive** – must provide a CD or jump drive where project can be viewed by the judge

- Exhibitors must provide a printout of entry to be displayed as your exhibit.
  - Exhibitors must bring a device to play any entry that the judge needs to view
20. Computer program written by exhibitor using any programming language – provide booklet for display showing feature of program
  21. Create a computer slideshow to share what you have learned about computer basics (mechanics of a computer, internet use, safety, etc.) – include a print-out of the slides for display
  22. Create a database of at least 6 fields and 20 records – include a description of how database would be used
  23. Create a spreadsheet of at least 6 fields and 20 records – include a description of how it would be used
  24. Create animated computer-generated art – include a printout and explanation of animated movement for display
  25. Design a website – include a minimum of 4 screens and some hyperlinks
  26. Movie created with video editing software (up to 5 minutes in length) – must demonstrate editing software on laptop as well as completed movie for the judge
  27. Multi-media computer presentation designed for a specified purpose
  28. Any other computer interactive exhibit

## Department 122 - Woodworking



Face-to-Face Judging on Tuesday Noon – 6 pm

### Entry Information

- Open to youth enrolled in the 4-H Woodworking project or youth of other groups doing equivalent work.
- No more than 6 entries per exhibitor. 1 per lot.

### Exhibit Information

- All articles are to be finished or unfinished according to their intended use.
- Articles with paint, varnish, etc. must be completed by July 1 in order for the finish to dry completely.
- The quality of the finish will be considered as part of the workmanship in the evaluation and judging.
- No kits or pre-cut articles permitted.
- Premiums: \$2.50 - \$2.25 - \$2.00 - \$1.75

### CLASS A – Woodworking

Lot Numbers

1. Woodworking entry A
2. Woodworking entry B
3. Woodworking entry C
4. Woodworking entry D
5. Woodworking entry E
6. Woodworking entry F
7. Article made in school as part of class work
8. Exhibit (scrapbook, poster, etc.) about a woodworking project that was too large to bring to the fair – must



## Department 123 - Electricity



Face-to-Face Judging on Tuesday Noon – 6 pm

include photos

### Entry Information

- Open to youth enrolled in the 4-H electricity project or youth of other groups doing equivalent work.
- No more than 5 entries per exhibitor. 1 per lot.

### Exhibit Information

- See poster rules, if applicable.
- Displays and panels must not exceed 36" x 48".
- Unless otherwise noted, "exhibit" may be a display, poster, panel, article, or notebook.
- Entries not made according to project requirements will be marked down at least 1 placing.'
- No kits or pre-cut articles allowed.
- Batteries can be removed from exhibits after judging is completed.
- Premiums: \$2.00 - \$1.75 - \$1.50 - \$1.25

### CLASS A – Electricity

Lot Numbers

1. Article which demonstrates the principles of an electric motor (attach a 3x5 card explaining how it works and what it demonstrates)
2. Display of electric cords, wires, or cables
3. Display of light bulbs and uses
4. Display showing a homemade fuse at work
5. Display showing types of fuses
6. Electric buzzer
7. Electromagnet
8. Exhibit demonstrating or showing closed circuit, parallel wiring, and /or series wiring (diagrams must use proper symbols)
9. Exhibit explaining electrical safety at home, farm, or around power lines, etc.
10. Exhibit showing electrical tools and supplies – labeled with explanation of use
11. Flashlight that you made from a bulb, wire, and a battery



### Outagamie County Junior Fair Premium Book

12. Homemade electric motor
13. Homemade extension cord (light or heavy-duty)
14. Homemade lamp or lighting unit
15. Homemade light meter
16. Homemade rocket launcher
17. Homemade solar equipment – any kind
18. Homemade test lamp
19. Model telegraph station
20. Panel exhibit of small electric motor (take apart an electric motor – display on panel, label, & describe)
21. Poster with chart showing how much electricity your family uses with meter readings every day for a week and then once a week for a total of 4 weeks – explain ways your family conserves energy
22. Poster with chart showing results of at least 8 objects tested for resistance value and whether they are conductors or insulators – rank by resistance level
23. Project using diodes, transistors, and/or capacitors
24. Project using photo cell
25. Question board
26. Rewired (new cord and plug) 110-volt item – example: lamp, small appliance, etc.
27. Scrapbook of low voltage electricity experiments
28. Steady hand tester
29. Working exhibit showing proper wiring for switches (2-way, 3-way, or 4-way), plugs, fixtures, and/or outlets (standard or GFI)
30. Any other exhibit not listed
31. Any other exhibit using electronic components



10. Homemade paper airplanes (3) with report on 3 or more flights each
11. Lesson plan to teach an aspect of the aerospace project
12. Poster or display of a flight plan from takeoff to touchdown
13. Poster or scrapbook showing types of aircraft with description
14. Scrapbook related to member’s model rocket/airplane experiences over the past year
15. Any other aerospace exhibit
16. Any other aerospace exhibit



#### MODEL AIRPLANES

17. Diorama related to aerospace with written explanation (maximum size 24” x 24”)
18. Exhibit with photos showing how to build an RC airplane
19. Large model of airplane, made from kit, made to fly, over 18” in length
20. Large model of airplane, made from kit, not made to fly, over 18” in length
21. Poster showing parts of a remote-control airplane and transmitter and their function
22. RC or U-controlled model, painted/covered by member
23. Small model of airplane, made from kit, made to fly, 18” in length or less
24. Small model of airplane, made from kit, not made to fly, 18” in length or less
25. Small model of airplane, made to fly (no kits permitted)
26. Small model of airplane, not made to fly (no kits permitted)
27. Any other model airplane exhibit

#### ROCKETRY

28. Altitude tracker – attach a note card explaining how you use it
29. Homemade electric/electronic rocket launcher
30. Homemade pneumatic rocket – made to fly
31. Homemade rocket launch pad
32. Educational poster on parts of a rocket with purposes
33. Homemade rocket of exotic design, not made to fly
34. Homemade rocket which uses a propellant such as baking soda or Alka-Seltzer
35. Multi-stage rocket (2 or 3 stage) – painted by member, no plastic fins
36. Poster showing stages of rocket launch
37. Single stage rocket – painted by member, no plastic fins
38. Single stage rocket – plastic fins only (grades 3-5)
39. Launched rocket - with report on 3 or more launches including photos, lessons learned, recovery system performance and accuracy to planned landing location
40. Any other rocketry exhibit





**Department 124 – Mechanical Science**  
Face-to-Face Judging on Tuesday Noon – 6 pm

#### Entry Information

- Open to youth enrolled in 4-H Mechanical Sciences project or youth of other groups doing equivalent work.
- No more than 25 entries per exhibitor. 1 per lot.

#### Exhibit Information

- See poster rules, if applicable.
- Displays and panels must not exceed 36” x 48”.
- Unless otherwise noted, “exhibit” may be a display, poster, panel, article, or notebook.
- Premiums: \$2.50 - \$2.25 - \$2.00 - \$1.75

#### CLASS A – Aerospace

Lot Numbers

1. Educational poster on parts of a helicopter with purposes
2. Educational poster on parts of a hot air balloon with purposes
3. Educational poster on parts of an airplane with purposes
4. Exhibit comparing 2 or more airplane navigation systems
5. Exhibit on careers in aviation
6. Exhibit related to meteorology and aviation
7. Exhibit related to aerospace or aeronautics
8. Exhibit relating to airplanes or airplane pilots
9. Homemade kite

#### CLASS B – Automotive

Lot numbers

51. Exhibit of 4 worn out or damaged auto parts with an explanation of cause of wear or damage
52. Exhibit on auto maintenance
53. Exhibit on auto mechanics
54. Exhibit on auto safety
55. Exhibit pertaining to a career in the automotive industry (describe the education, training, and experience required for this profession)
56. Exhibit related to buying a car
57. Exhibit with information on car costs (such as gasoline consumption, tire service records, seasonal service, etc.)







Outagamie County Junior Fair Premium Book

- 58. Educational exhibit related to automotive
- 59. Educational exhibit related to automotive

**CLASS C – Geospatial**

Lot numbers

- 70. Educational exhibit explaining different kinds of maps and their uses
- 71. Educational exhibit related to geographic tools
- 72. Exhibit explaining GIS and how it is used
- 73. Exhibit explaining how to use GPS
- 74. Exhibit explaining difference between a compass and GPS
- 75. Exhibit explaining what GPS is
- 76. Exhibit illustrating careers using GPS and GIS technology
- 77. Exhibit on an activity/event using a GPS unit (a geocache search, hunting, trail walk, etc.)
- 78. Map of Outagamie County 4-H club meeting locations
- 79. Map made using GPS and GIS technology
- 80. Poster on any geospatial activity
- 81. Any other exhibit pertaining to the geospatial project
- 82. Any other exhibit pertaining to the geospatial project



**CLASS D – Handyman**

- Attach a statement of work done and method used.
- Include “before” and “after” pictures.

- 90. Repaired or refinished article
- 91. Repaired or refinished article
- 92. Repaired or refinished article
- 93. Repaired or refinished article

**CLASS E – Scale Models**

- Legos, K-nex, etc. may only be used in Lot 83
- Model/exhibits can be any scale, not to exceed 22” in any direction.

- 100. Collection of 2 or more related models
- 101. Educational poster related to the scale model project
- 102. Mechanical scale model from a kit (steam engine, hit and miss engine, equipment, etc.)
- 103. Mechanical scale model, not from a kit
- 104. Motorized scale model from a kit
- 105. Motorized scale model, not from a kit
- 106. Original scale model from any material (plastic, wood, metal, etc.)
- 107. Scale model farm or other landscape model – no larger than 22” x 22”
- 108. Scale model from a kit, glued and painted by member
- 109. Scale model from a kit, glued and painted by member
- 110. Scale model from a kit, glued and painted by member
- 111. Scale model from a kit, glued and painted by member
- 112. Scale model placed in a setting (diorama) – No larger than 22” x 22” – include a 3x5 card with explanation
- 113. Snap fit scale model made from a kit (grades 3-5 only)
- 114. Any other exhibit related to scale models
- 115. Any other exhibit related to scale models
- 116. Model built using Lego, K-nex, etc.




**CLASS F – Small Engines**

- 120. Display panel of small engine fuel injection system with explanation of function of parts
- 121. Display panel of small engine parts with identification of parts (mount on plywood or pressed board)
- 122. Display panel showing worn or faulty engine parts with explanation of the cause and prevention of the problem (mount on plywood or pressed board)
- 123. Exhibit detailing the small engine maintenance topic of your choice

- 124. Exhibit of basic or specialized tools used for maintenance and repair of small engines with an explanation of their proper use
- 125. Exhibit on engine rebuilt by member with pictures and explanation of steps accomplished
- 126. Exhibit related to a career in small engines
- 127. Exhibit related to members own invention or customization of part or process related to small engines
- 128. Exhibit relating to spark plug diagnosis
- 129. Exhibit used for teaching other youth about small engines (include written explanation of how the exhibit was used)
- 130. Homemade testing equipment
- 131. Poster illustrating steps in small engine service or starting difficulties (fuel mixture, compression, ignition, etc.)
- 132. Exhibit comparing the different types of engines
- 133. Exhibit on proper selection and identification of spark plugs
- 134. Poster or display on the different types of engines, fuels, or fuel delivery systems
- 135. Poster on parts of a spark plug
- 136. Poster on safety – any small engine equipment or vehicle
- 137. Poster or display demonstrating the proper procedures for tearing down and reassembling a small engine (air and fuel system or electrical system or engine block)
- 138. Poster or display of checklist used any time before operating a small engine
- 139. Poster or display on the 3 things a small engine requires: air, fuel, and ignition source
- 140. Poster or display showing the events in a small engine with a brief explanation (4-cycle, 2-cycle, or other)
- 141. Poster showing and describing basic engine parts
- 142. Poster showing correct steps for off-season storage
- 143. Poster showing how a carburetor functions
- 144. Poster showing how to change the oil in a small engine
- 145. Scrapbook of things you learned and did related to small engines over the past year
- 146. Troubleshooting chart for small engines developed by project member
- 147. Any other small engine exhibit not listed above
- 148. Any other small engine exhibit not listed above

**CLASS G – Tractor**

- 160. Exhibit displaying tractor service and cost records
- 161. Educational game teaching facts about tractors or machinery safety
- 162. Educational exhibit on tractor safety
- 163. Exhibit on tractor parts
- 164. Exhibit on safety hazards when operating a tractor
- 165. Exhibit on PTO safety
- 166. Exhibit on hydraulic systems compared
- 167. Exhibit on types of air filters
- 168. Exhibit on basics of the tractor engine
- 169. Exhibit on cleaning and maintaining a radiator
- 170. Any other exhibit relating to tractors
- 171. Any other exhibit relating to tractors
- 172. Any other exhibit relating to tractors





Outagamie County Junior Fair Premium Book

**CLASS H – Welding**

- 180. Educational exhibit showing at least 3 welding processes and the advantages/limitations of each process
- 181. Educational exhibit showing different types of welding equipment
- 182. Educational exhibit showing different types of safety gear needed
- 183. Sample demonstrating 3 beads welded side-by-side
- 184. Sample showing 2 plates tacked together in a square groove butt joint
- 185. Sample showing 2 plates welded in a T-joint
- 186. Sample showing 2 plates welded together in a lap joint
- 187. A useful article for use in farm or home workshop that has been welded
- 188. Article for use out-of-doors that has been welded
- 189. Article for use in storage that has been welded
- 190. Repaired article
- 191. Any other welded exhibit not listed above
- 192. Any other welded exhibit not listed above
- 193. Any other welded exhibit not listed above




**CLASS I – Any Mechanical Science**

- 200. Any educational exhibit relating to Mechanical Sciences
- 201. Any educational exhibit relating to Mechanical Sciences
- 202. Any educational exhibit relating to Mechanical Sciences

**CLASS J – Robotics**

- Open to youth enrolled in 4-H robotics project or youth of other groups doing equivalent work.
- No more than 5 entries. 1 per lot.
- Displays must not exceed 36" x 48".
- ALL program entries must include a print out of your program.
- Any program entries that require a course or props must be created or provided by the member and brought to judging with the robot.
- Robotics entries will be in a locked cabinet until project pick up. (No larger than 20" x 20")
- Premiums: \$2.50 - \$2.25 - \$2.00 - \$1.75

- 300. Robotics Exhibit 1
- 301. Robotics Exhibit 2
- 302. Robotics Exhibit 3
- 303. Robotics Exhibit 4
- 304. Robotics Exhibit 5



**Ideas for robotic exhibits:**

- Programming
  - ✓ Robot turns left 3 different ways
  - ✓ Using a loop block or sensors
  - ✓ Doing multiple tasks
  - ✓ Etc.
- Robotic terms or careers
- Robot you made
- Programming language
- Parts of a robot
- Types of gears
- Etc.



## Department 125- Foods & Nutrition

Face-to-Face Judging on Tuesday Noon-6 PM

**Entry Information**

- Open to youth enrolled in the 4-H Foods & Nutrition project or youth of other groups doing equivalent work.
- No more than 8 entries per exhibitor. 1 per lot

**Exhibit Information**

- Plates and bowls will be furnished.
- All food products become the property of the Outagamie County Fair Association and will not be returned.
- NO commercial mixes or dough permitted unless specified. Exceptions would include the use of Phyllo dough or Puff Pastry.
- NO frosting unless specified.
- Properly identify all entries on entry tag prior to judging. Example: Baked Bar – Chocolate Chip
- Premiums: \$2.50 - \$2.25 - \$2.00 - \$1.75

**CLASS A – Foods & Nutrition**

Lot Numbers

**APPETIZERS**

- 1. Appetizer – individual serving
- 2. Vegetable pizza (crust made from scratch) – 3" or 6" dia.

**BARS/BROWNIES** – plate of 3 (2" x 2")

- 3. Baked bar – any variety
- 4. Brownies
- 5. No-bake bar – any variety
- 6. Specialty brownie – frosting permitted

**BREADS**

- 7. Bagel – plate of 3
- 8. Biscuits – plate of 3
- 9. Breadsticks – yeast leavened – plate of 3
- 10. Breadsticks – no yeast - plate of 3
- 11. Coffee cake – 4" x 4" corner piece
- 12. Doughnuts, Cake – plate of 3
- 13. Doughnuts, Yeast – plate of 3
- 14. Homemade bread – bread machine – bring whole loaf
- 15. Homemade bread – hand kneaded – whole loaf
- 16. Homemade pretzels – plate of 3
- 17. Muffins – corn – no liners – plate of 3 standard size
- 18. Muffins – any other – no liners – plate of 3 standard size
- 19. Quick bread – pumpkin – 1/3 loaf (9" x 5"), end cut
- 20. Quick bread – banana – 1/3 loaf (9" x 5"), end cut
- 21. Quick bread – zucchini – 1/3 loaf (9" x 5"), end cut
- 22. Quick bread – corn – 4" x 4", corner piece
- 23. Quick bread – any other not listed above – 1/3 loaf (9" x 5"), end cut
- 24. Yeast dinner rolls – plate of 3
- 25. Yeast sweet rolls – plate of 3



**CAKES**

- 26. Angel food cake from scratch – ¼ cake
- 27. Cake from scratch – any variety – 4" x 4" corner piece
- 28. Jelly roll – any variety – ¼ roll or 3 – 1" slices
- 29. Sponge cake or chiffon cake from scratch – ¼ cake

**CANDY** – 3 pieces

- 30. Homemade caramels
- 31. Homemade fudge
- 32. Homemade peanut brittle
- 33. Homemade seafoam or divinity
- 34. Any other homemade candy not listed above



## Outagamie County Junior Fair Premium Book

### COOKIES (Lots 35-46 – plate of 3)

35. Drop - Chocolate Chip cookies
36. Drop - Monster cookies
37. Drop - Oatmeal cookies
38. Drop – any other baked drop cookie not listed above
39. Formed - Peanut butter cookies
40. Formed - Molasses cookies
41. Formed – any other formed cookie not listed above
42. Molded – any molded cookie (made with a cookie mold)
43. Pressed – any pressed cookie (made with a cookie press)
44. Refrigerator – pinwheel, checkerboard, etc.)
45. Rolled – any rolled cookie (made with a rolling pin)
46. No-bake cookies

### DESSERTS

47. Fruit pizza (crust made from scratch) – 3” or 6” diameter
48. Holiday dessert – 4” x 4” or individual serving – frosting permitted
49. Specialty dessert – 4” x 4” or individual serving – may use glaze or frosting (example: cheesecake, torte, etc.)

### FUN FOODS/SNACKS

50. Healthy homemade after school snack – individual serving
51. Nutritional fun food – plate of 3 or individual serving
52. Seasonal fun food – plate of 3 or individual serving

### MAIN DISHES (Bring an Individual Serving)

53. Casserole
54. Meatloaf
55. Mixed vegetable dish (hot) at least 3 different vegetables
56. Mixed vegetable dish (cold) at least 3 different vegetables
57. Pizza – baked (crust from scratch) – 3” or 6” diameter
58. Soup, homemade – broth based
59. Soup, homemade – cream based
60. Soup, homemade – served cold
61. Stir fry main dish (do not bring rice or pasta).
62. Vegetarian dish



### OTHER FOOD ENTRIES

63. Any other food item not listed
64. Breakfast entrée – individual serving
65. Fruit syrup – any berry – one pint
66. International/ethnic food – individual serving include recipe with nationality of food stated on card
67. Pasta, homemade – any variety – individual serving
68. Salad dressing, homemade
69. Wisconsin dairy entry – recipe must contain at least 3 dairy products – include recipe

### PIES (No commercial canned filling)

70. Whole single crust pie – 8” or 9” – any variety
71. Whole double crust pie – 8” or 9” – any variety

**For Special Diet entries, please follow entry instructions for similar entry (Example: plate of 3 cookies, whole pie, etc.)**

### SPECIAL DIET - FAT FREE

72. Fat free item 1 - include recipe
73. Fat free item 2 – include recipe

### SPECIAL DIET – GLUTEN FREE

74. Gluten free item 1 - include recipe
75. Gluten free item 2 – include recipe

### SPECIAL DIET – HEART HEALTHY

76. Heart healthy (low calorie) entrée – individual serving – include recipe card

### SPECIAL DIET – SUGAR FREE

77. Sugar free item 1 - include recipe
78. Sugar free item 2 - include recipe

### EDUCATIONAL EXHIBITS (Must pick up on Sunday after 5)

79. Educational exhibit on a food/cooking related topic
80. Educational exhibit on a food/cooking related topic
81. Food Gift in a Jar (meal in a jar, cookies in a jar, etc.) Must be non-perishable.
82. Menu exhibit – plan menus for 2 days (6 meals) using My Plate guidelines
83. Recipe collection containing 25 recipes you have prepared
84. Table setting, place setting for 1 (include placemat, napkin, glass, plate, and the silverware needed for your planned meal, centerpiece, and card with complete menu)

### Ideas for Foods Educational Exhibits:

Calculating fat in food • Careers • Food Additives  
Food Preservation • Food Safety • Freezing  
Low-fat alternatives • Measuring • My Plate guidelines  
Serving Size • Substitutions • Etc.

### CLASS B - Food Preservation

#### Entry Information

- No more than **6** entries per exhibitor.
- 1 per lot. (one jar per exhibit)

#### Exhibit Information

- Only exhibits processed after last year’s fair may be entered.
- Exhibitor **MUST** follow UW-Madison guidelines for processing food.

Guidelines can be purchased at the UW-Madison Division of Extension Outagamie County office or go to <https://learningstore.extension.wisc.edu/collections/food-preservation-and-safety>.

Guidelines are available for canning fruits, meats, salsa, vegetables, pickles & relishes, jams & jellies, and tomatoes. There is also a booklet for freezing fruits and vegetables.

- Only standard canning jars are accepted (Ball, Kerr, Mason, etc.).
- Pints are preferred but quarts are acceptable.
- Jams and jellies must be in standard jelly jars (8 or 12 oz.) with standard lids (no paraffin).
- Freezer jams or jellies cannot be entered.
- Only clear, non-tinted jars are to be used (no blue glass).
- Remove metal screw bands before bringing to the fair.
- Jars must be clean, not sticky.
- NO OPEN KETTLE canning accepted! This is not an accepted method of processing home canned foods.
- ALL exhibits **MUST** be labeled with the following information:

Name of product:	Sliced Carrots
Date Processed:	Sept. 10, 2020
Method of preparation (hot or cold pack)	Hot pack
Method of processing	
1. Hot water bath or pressure canned	Pressure canner
2. Pounds of pressure, if applicable	11 pounds
3. Minutes of processing	25 minutes (pint)

Premiums: \$2.50 - \$2.25 - \$2.00 - \$1.75

Lot Numbers

100. Cherry jam (sour)
101. Cherry jam (sweet)
102. Grape jam
103. Peach jam
104. Red raspberry jam
105. Black raspberry jam
106. Strawberry jam





Outagamie County Junior Fair Premium Book

- 107. Any other jam not listed above
- 108. Apple jelly
- 109. Cherry jelly
- 110. Grape jelly
- 111. Strawberry jelly
- 112. Any other jelly not listed above
- 113. Any marmalade
- 114. Apple butter
- 115. Pear butter
- 116. Any other butter not listed above
- 117. Apples (any style)
- 118. Applesauce
- 119. Blueberries
- 120. Blackberries
- 121. Cherries (sour)
- 122. Cherries (sweet)
- 123. Peaches
- 124. Pears
- 125. Black raspberries
- 126. Red raspberries
- 127. Rhubarb
- 128. Any other fruit not listed above
- 129. Apple pie filling
- 130. Blueberry pie filling
- 131. Cherry pie filling
- 132. Peach pie filling
- 133. Beets
- 134. Carrots
- 135. Green beans (cut or French)
- 136. Yellow beans (cut or French)
- 137. Salsa
- 138. Sweet corn (off cob)
- 139. Tomatoes (whole or quartered)
- 140. Tomato juice
- 141. Mixed vegetables
- 142. Any other vegetable not listed above
- 143. Dill pickles
- 144. Sweet pickles
- 145. Bread and butter pickles
- 146. Beet pickles
- 147. Any other pickle product
- 148. Pickle relish
- 149. Corn relish
- 150. Any other vegetable relish
- 151. Meat product



**Bring the following items in a plastic zip-lock bag. Identify item on entry tag.**

**DRIED FRUIT (1/2 cup)**

- 152. Dried apples
- 153. Dried cherries
- 154. Dried peaches
- 155. Dried strawberries
- 156. Banana chips
- 157. Any other dried fruit

**DRIED VEGETABLES (1/2 cup)**

- 158. Dried carrots
- 159. Dried celery

- 160. Dried corn
- 161. Dried onions
- 162. Dried peppers
- 163. Dried tomatoes
- 164. Any other dried vegetable

**DRIED HERBS (1/2 cup)**

- 165. Dried chives
- 166. Dried dill
- 167. Dried parsley
- 168. Any other dried herb

**OTHER DRIED EXHIBITS**

- 169. Dried meat (1/2 cup)
- 170. Beef or turkey jerky – individual serving
- 171. Fruit leather (2 rolls/same fruit)
- 172. Any other dried product not listed above

**Bring approximately 2 cups of the following in a zip-lock bag.**

- 173. Frozen beans
  - 174. Frozen corn (off cob)
  - 175. Frozen broccoli
  - 176. Frozen peans
177. Best exhibit entry – choose four (4) of the following food preservation items:

**Best Exhibit Entry items:**

Choose 4

- Jam or jelly
- Fruit
- Vegetable
- Meat
- Tomato
- Frozen item
- Dried item
- Pickle entry

**CLASS C– Cake Decorating**

- All cakes must be real cake, decorated out of baking pan on a suitable square or rectangular flat cardboard or wood surface covered with foil or freezer paper cut to size of cake (no more than 1 ½” larger than the border.
- Trays are provided for cookies and cupcakes.
- Cakes must be frosted on the top and all sides with borders. Cakes must be frosted down to the board.
- Fondant is an approved cake decorating technique.
- All decorating must be done with decorating tubes. Wedding, anniversary, and doll cakes may use pillars, doll, flowers, etc.
- No candies, sprinkles, colored sugar, coconut toppings, etc. will be permitted except where indicated.
- All cakes will become the property of the Fair Association. Decorations and wood boards may be picked up after 5 PM Sunday. The cakes will be destroyed.

Lot Numbers

**CAKE**

- 300. Cake from a molded pan (animal, person, train, space ship, tree, musical instrument, etc.)
- 301. Cut out cake
- 302. Cake, flat 8” square or round or 9” x 13” – using 4 cake decorating techniques
- 303. Cake, flat 8” square or round or 9” x 13” – using 5 cake decorating techniques
- 304. Cake, flat 8” square or round or 9” x 13” – using 6 cake decorating techniques
- 305. Cake, flat 8” square or round or 9” x 13” – using 7 cake decorating techniques
- 306. Cake 8 or 9-inch double layer – minimum of 3 cake decorating techniques





### Outagamie County Junior Fair Premium Book

- 307. Cake, creative theme – no larger than 9” x 13” and no taller than 18” – minimum of 3 cake decorating techniques required – non-frosting props, decorations, and sprinkles are allowed
- 308. Cake, wedding or anniversary – two tiers with a separator, no larger than 10” base – cake tops are allowed but not required – minimum of 5 decorating techniques

#### CAKE POPS

- 309. Cake pops bouquet in a finished container – using 5 or more decorated cake pops

#### COOKIES

- 310. Cookies, plate of 3 (approx. 4”) using minimum of 3 cake decorating techniques
- 311. Cookie bouquet using 3 or more decorated cookies in a finished container using a minimum of 3 techniques


#### CUPCAKES

- 312. Cupcakes, plate of 3, using minimum of 3 cake decorating techniques
- 313. Cupcake cake – 20-30 cupcakes, minimum of 3 cake decorating techniques

#### GINGERBREAD

- 314. Gingerbread house – no kits allowed – cake should be no larger than 9” x 13” and no taller than 18” – minimum of 3 cake decorating techniques – non-frosting props, decorations, and sprinkles are allowed





**Department 126 –  
Clothing**

Face-to-Face Judging on Tuesday Noon-6 PM

#### Entry Information

- Open to youth enrolled in 4-H Clothing project or youth of other groups doing equivalent work.
- No more than 6 entries per exhibitor. 1 per lot.

#### Exhibit Information

- All garments must be pinned to wire hangers. No hangers will be provided. Place hook toward entry tag.
- Entry tags must be securely attached on the per left side of garment as worn.
- All articles must be made by the exhibitor. Consumer items may be purchased.
- See Poster rules, if applicable.
- Premiums: \$2.50 - \$2.25 - \$2.00 - \$1.75

#### CLASS A – Sewing

##### Clothing Exhibits

1. Article for self (scarf, apron, etc.)
2. Coat
3. Costume
4. Dress
5. Dress for special occasion
6. Garment for another individual
7. Jacket
8. Jumper
9. Pants or jeans with zipper
10. Restyled or reconstructed clothing item
11. Shirt with set-in sleeves and collar
12. Shorts or slacks

13. Skirt
14. Sleepwear (pajamas, nightgown, or robe)
15. Slippers (pin together with 1 safety pin)
16. Sweatpants
17. Sweatshirt
18. Three-piece outfit
19. Top with sleeves
20. Top without sleeves
21. T-shirt
22. Two-piece dress, top and skirt to match
23. Two-piece outfit
24. Vest
25. Any other sewn clothing item

#### Machine Embroidery Exhibits

26. Purchased article with machine embroidery
27. Sewn article with machine embroidery

#### Non-Clothing Exhibits

28. Accessory item
29. Article made for the home (oven mitt, place mats, etc.)
30. Garment bag/travel bag
31. Pillow
32. Pillowcase
33. Purse
34. Tote bag
35. Any other non-clothing item

#### Quilted Exhibits

36. Article using quilting techniques
37. Quilt, any size
38. Any other quilted exhibit



#### Other Exhibits

39. Article made to be donated to a charitable organization (community service project)
40. Poster describing one specific sewing technique
41. Purchased garment or outfit for self (explain on a 3x5 card – color choice, cost, care, use, versatility in wardrobe, and style or fit. Include a picture of yourself wearing garment or outfit)

#### CLASS B – Clothing Revue

- Exhibitors will model their clothing item for the judge during the Face-to-Face judging on Tuesday (Noon – 6 PM)
- Premiums: \$3 - \$2.75 - \$2.50 - \$2.25

#### Lot Numbers

100. Clothing Revue Entry



**Department 127 –  
Knitting & Crocheting**

Face-to-Face Judging on Tuesday Noon-6 PM

#### Entry Information

- Open to youth enrolled in 4-H Knitting or Crocheting project or youth of other groups doing equivalent work.
- No more than 6 entries per exhibitor. 1 per lot.

#### Exhibit Information

- Entry tags must be securely attached.
- All articles must be made by the exhibitor.
- Make sure separate articles of one entry are secured together. (Example: baby ensemble, at least 2 pieces)
- Premiums: \$2.50 - \$2.25 - \$2.00 - \$1.75



## Outagamie County Junior Fair Premium Book

### CLASS A – Knitting - (Includes hand or machine knitted items)

Lot numbers


1. Afghan, less than 36" square
2. Afghan, more than 36" square
3. Baby ensemble, at least 2 pieces
4. Christmas item
5. Dish cloth
6. Doll
7. Felted item (purse, mittens, craft item, etc.)
8. Hat
9. Mittens
10. Pillow
11. Pin Cushion
12. Pot holders (2)
13. Scarf
14. Shawl, poncho, or cape
15. Slippers
16. Socks (4-needle)
17. Sweater
18. Toy (no buttons)
19. Vest
20. Community service project to be donated to charitable organization
21. Poster relating to knitting (see Poster rules)
22. Any other item not listed
23. Any other item not listed



### CLASS B – Crocheting -Broomstick and hairpin lace articles are acceptable

100. Afghan, less than 36" square
101. Afghan, more than 36" square
102. Article for the home
103. Article for the kitchen
104. Article from a kit
105. Baby ensemble, at least 2 pieces
106. Bookmark
107. Christmas item (not an ornament)
108. Christmas ornaments (at least 2)
109. Dish cloth
110. Doilies (mount on colored poster board 14" x 22" or smaller)
111. Doll
112. Granny square article
113. Hat
114. Head band
115. Mittens
116. Pillow
117. Pot holders (2)
118. Purse, unlined
119. Rug
120. Scarf
121. Scarf using specialty yarn
122. Scarf using worsted yarn
123. Scrunchie
124. Shawl, poncho, or cape
125. Slippers
126. Sweater
127. Toy
128. Vest
129. Community service project to be donated to charitable organization
130. Poster relating to crocheting (see Poster rules)
131. Any other crocheted item not listed
132. Any other crocheted item not listed





## Department 128 – Home Environment

Face-to-Face Judging on Tuesday Noon-6 PM

#### Entry Information

- Open to youth enrolled in the 4-H Home Environment project or youth of other groups doing equivalent work.
- No more than 6 entries per exhibitor.
- Only one entry per lot number permitted.

#### Exhibit information

- Entry tags must be securely attached.
- All articles must be made by the exhibitor.
- If possible, please put initials and year on project.
- Premiums: \$2.50 - \$2.25 - \$2.00 - \$1.75

#### CLASS A

Lot Numbers – Creative/Decorative Items

1. Bulletin board (original) max. size 14" x 22" – must be ready to hang
2. Creative accessory made for any room
3. Creative container
4. Creative wall hanging – must be ready to hang
5. Decorative article made from recycled materials
6. Decorative item for inside the home
7. Decorative item for outside the home (windsock, banner, lawn ornament, etc.)
8. Decorative Pillow – max. size 15" x 15"
9. Flower arrangement of natural, dried, silk, and/or artificial material
10. Holiday article
11. Homemade stuffed article for decorative purposes
12. Ornaments – 3 (3 quilted, 3 cross-stitch, etc.)
13. Repurposed item for a room
14. Seasonal item to accent a room
15. Wreath or door decoration

Lot Numbers – Items for the Bedroom

16. Bedspread
17. Pillow case or pair of matching pillow cases

Lot Numbers – Items for the Home

18. Curtains (simple, washable) – include photo of curtains hanging in room intended for
19. Handmade rug (not latch hook)
20. Item for home – made from fleece (may be tied)
21. Lamp – restored or made by exhibitor
22. Plant hanger (macrame, crochet, etc.)
23. Window treatment

Lot Numbers – Items for Kitchen or Dining Room

24. Centerpiece for table – any material
25. Hot pad/trivet
26. Refrigerator decorations (max. of 4 in exhibit)
27. Set of 2 potholders or potholder and mitt
28. Set of 4 placemats
29. Table runner

Lot Numbers – Misc.

30. Floor plan drawn to scale with furniture placement (poster)
31. Redecorate a room - create a photo display or before, during, and after with description of what you did
32. Refinished or remodeled small piece of furniture (include before and after pictures and tell what you did)
33. Any other creative article not listed
34. Any other creative article not listed
35. Any other creative article not listed



## Department 129 – Child Development

Face-to-Face Judging on Tuesday Noon-6 PM

### Entry Information

- Open to youth enrolled in the 4-H Child Development project or youth of other groups doing equivalent work.
- No more than 6 entries per exhibitor. 1 per lot.

### Exhibit Information

- See Poster Rules, if applicable.
- Exhibits could be scrapbooks, displays, posters, or an item made while exploring this topic.
- All toys, games, and books marked with an asterisk (\*) MUST have a 3x5 card attached to the entry tag. Please answer the following questions on that card:
  - What is the age of the child who will play with this?
  - Why is it a good toy?
  - What will the child learn?
- Loose pieces should be in zip-lock bags
- Premiums: \$2.50 - \$2.25 - \$2.00 - \$1.75

### CLASS A – Child Development

#### Lot Numbers relating to Babysitting

1. Exhibit on responsibilities of a babysitter – include how to fulfill those responsibilities
2. Sitter survival kit with no more than 10 items & carrying case (items can be purchased) – specify age of child

#### Lot Numbers relating to Books & Stories

3. Age-appropriate book chart -list 3 age groups and 5 books for each group and why they are appropriate
4. \*Coloring book for a child made by the exhibitor
5. Flannel board story or verse and pieces to go with it
6. \*Picture dictionary made for a child
7. \*Story book for a child made by the exhibitor

#### Lot Numbers relating to Misc.

8. Car kit of 8 items or less; specify appropriate age of child
9. Evaluate a child's television program
10. Exhibit describing at least 6 careers related to children/child development. (Include a brief job description, skills and abilities needed, job training or education required, age of children they work with, etc.)
11. Any other exhibit relating to child development not listed
12. Any other exhibit relating to child development not listed
13. Any other exhibit relating to child development not listed

#### Lot Numbers relating to Nutrition

14. Exhibit of 2 nutritious snacks or 1 nutritious snack and 1 nutritious beverage for children – bring food
15. Recipe book of 6-8 nutritious snacks or foods

#### Lot Numbers relating to Puppets

16. Home-made puppet
17. Puppet with a script that teaches a concept (numbers, shapes, colors, nutrition, etc.)

#### Lot Numbers relating to Safety

18. Exhibit showing what is needed to have a safe environment for children (at day care, home, or other location)
19. Safety exhibit on one child safety issue (poster)

#### Lot Numbers relating to Toys & Games

20. Age-appropriate toy chart – list 3 age groups and 5 toys for each group and why they are appropriate
21. Book of indoor and outdoor games to play with children – include at least 8 indoor and 8 outdoor games (Include the directions, age appropriate to play, supplies needed, time needed to play, etc. and where you found the activity)
22. Exhibit showing 5 types of play

23. \*File folder game made by exhibitor
24. \*Game for child made by exhibitor
25. Photo essay of 4 developmentally appropriate activities done with a young child
26. \*Toy for child made by the exhibitor
27. \*Toy made by exhibitor from recycled material



## Department 131 – Communications

Judging is done prior to the Fair

### Entry Information

- Open to exhibitors enrolled in the Communications project.
- Creative Writing exhibits will be judged prior to the Fair.

**Entries need to be emailed to Tammy at [outagamiefairentries@gmail.com](mailto:outagamiefairentries@gmail.com) by July 1.**

- No more than 4 entries in Class A. 1 per lot.

### Exhibit Information

- Entries in this department could be prose, poetry, story (fiction), or a play.
- Entries will be printed by the fair for display during the fair.
- Creative Writing entries will be displayed in Building #5.
- Premiums: \$2.50 - \$2.25 - \$2.00 - \$1.75

### CLASS A – Creative Writing

1. Original Creative writing entry
2. Original Creative writing entry
3. Original Creative writing entry
4. Original Creative writing entry
5. Write a letter to a fictional character
6. Write & illustrate an original children's book



### CLASS B – Agriculture Awareness – OPEN TO ALL EXHIBITORS

*Topic for 2023 – “Did you know that dairy cattle give us ...?”*

*Topic for 2024 – “Did you know that sheep give us ...?”*

100. Grades 3-5 – essay of 100-300 words
101. Grades 6-8 – essay of 350-400 words
102. Grades 9 & up - essay of 450-500 words

## Department 132 – Educational Booths

Danish Judging will be completed by Thursday at 5 PM

### Entry Information

- Open to all Junior Fair youth organizations in Outagamie Co.
- Sign up for a booth by emailing [outagamiefairentries@gmail.com](mailto:outagamiefairentries@gmail.com).

### Exhibit Information

- Booths must be in place by 6 p.m. on Tuesday
- Decorated booth should have a title
- Club/Group name should be displayed
- Booths must be deconstructed on Sunday AFTER 5 PM
- Remove all staples from the walls and discard all trash -- NO exceptions!

#### Booth size:

- ✓ 6 feet wide, 4 feet deep, and 18 inches off the floor
- ✓ Sides are 4 feet high
- ✓ Back wall is 78 inches
- ✓ Front height is 60"

#### Judging notes:

- ✓ Three judges will be selected to review all booths
- ✓ Scores for each booth will be averaged and placings will be based on final averaged scores
- ✓ The top blue will receive the MERIT
- ✓ Ribbons will be posted by 5 PM on Thursday.



## Outagamie County Junior Fair Premium Book

- Educational Booth Judging criteria – 100 points possible
  - ✓ **Workmanship** – Colors, Prop creation, Scale, Placement of items, Variety of sizes & shapes, and Club name displayed
  - ✓ **Visual** – Test/title size, Readability, Neat & uncluttered, and has Dimension
  - ✓ **Theme** – Creative, One central theme, Interpretation of theme, and is complete
  - ✓ **Effectiveness** – Subject matter accurate, Idea shown simply and clearly, does it effectively promote your group or does it effectively educate the public
- Premiums: \$16 - \$14 - \$12

### CLASS A – Educational Booths

- Educational Booth
- Booth promoting your youth organization



## Department 133 – Youth Leadership

Entered on Tuesday Noon – 6 pm & judged on Wednesday 9 am

### Entry Information

- No more than **8** entries per exhibitor.
- Only 1 entry per lot number.

### Exhibit Information

- See Poster Rules, if applicable.
- Exhibits could be scrapbooks, displays, posters, or electronic presentations.
- Exhibitors must bring a device to play any video, power point, music, or computer entry that needs to be played for the judge.
- Premiums: \$3.00 - \$2.75 - \$2.50 - \$2.25

### CLASS A – Youth Leadership

- Open to youth enrolled in the 4-H Youth Leadership project or youth of other groups doing equivalent work
- Danish Judging is Wednesday morning.

### Lot numbers relating to Recruitment/Promotion Exhibits

- Brochure to promote club or county program
- Exhibit to promote club or county program
- Item designed to recruit leaders/adults
- Item designed to recruit members
- Item to promote an aspect of your organization
- Original news release promoting club/group, county activities, etc.
- Written speech/essay to recruit leaders/adults
- Written speech/essay to recruit members

### Lot numbers relating to Leadership Experiences

- Booklet or scrapbook of your year's leadership activities
- Exhibit about your experience as a club officer
- Exhibit showing how you helped in leadership in your club
- Exhibit showing how you helped in teaching or assisted another youth leader or adult leader
- Exhibit showing how **you** taught a project or activity
- Exhibit showing your leadership in organizing a club event
- Exhibit showing your leadership in organizing a community service activity
- Outline, summary, or report for a project meeting you held -- include goals and evaluation of success
- Outline, summary, or report for a recreational program you planned for your club
- Visual aid you used to teach a specific project (attach a 3"x5" card with description of how it was used and ages of members)

### Lot numbers relating to Leadership Skills

- Exhibit on brainstorming/decision making process
- Exhibit on conflict resolution guidelines

- Exhibit on the qualities of a good leader
- Lot numbers relating to **Any other Youth Leadership Exhibit**
- Any other Exhibit related to leadership
  - Any other Exhibit related to leadership
  - Any other Exhibit related to leadership

# Self-Determined

### CLASS B – Self-Determined

- Open to youth enrolled in the 4-H Youth Leadership project or youth of other groups doing equivalent work.
- Exhibits are judged face-to-face on Tuesday.
- Exhibits include projects not listed in other departments.
- Exhibit may include a poster, display, scrapbook, or an item made by exhibitor demonstrating what was learned

### Lot Numbers

- Exhibit made by exhibitor
- Exhibit made by exhibitor
- Exhibit made by exhibitor
- Exhibit made by exhibitor



## Department 134 – Citizenship

Face-to-Face Judging on Tuesday Noon – 6 pm

### Entry Information

- Open to youth enrolled in the 4-H Citizenship project or youth of other groups doing equivalent work.
- No more than 6 entries per exhibitor. 1 per lot.

### Exhibit Information

- See Poster Rules, if applicable.
- Exhibits could be scrapbooks, displays, posters, or an item made while exploring this topic.
- Premiums: \$2.50 - \$2.25 - \$2.00 - \$1.75

### CLASS A - Citizenship

### Lot Numbers

- |              |              |
|--------------|--------------|
| 1. Exhibit A | 4. Exhibit D |
| 2. Exhibit B | 5. Exhibit E |
| 3. Exhibit C | 6. Exhibit F |

### Ideas for exhibits in this department...

**Careers:** Exhibit on resume writing, exhibit on a possible career, etc.

**Citizenship:** Action plan for a citizenship activity, exhibit on voting information, exhibit on how to become a United States citizen, exhibit on contacting your congressional representative, sample letter to a government office or representative addressing a concern you have as a citizen, etc.

**Entrepreneurship:** sketch of a business idea, history of a product, profile of a local business, marketing plan, etc.

**Health:** personal fitness plan, healthy eating exhibit, first aid, exhibit on time management, etc.

**History and Heritage:** Notebook on family history, family tree poster, exhibit explaining history of town or community, etc.

**Inter-Generational:** Exhibit about an interview with an older friend, etc.

**International Relations:** Exhibit of ethnic groups, traditions, global health, cultural awareness, exhibit of youth international experience, etc.

**Personal Finance:** Exhibit about personal spending plan or budget, personal money journal, ways to use my money, how to manage a checking account, choosing a financial institution, etc.

**Service Learning:** Exhibit about problems or needs in my community, service-learning plan, risk management strategy for my project, service-learning journal or scrapbook, etc.





Agriculture, Trade & Consumer Protection  
Wisconsin Administrative Code  
**Chapter ATCP 160 County and District Fairs**

Note: Chapter Ag 5 as it existed on April 30, 1976 was repealed and a new chapter Ag 5 was created effective May 1, 1976; Chapter Ag 5 as it existed on November 30, 1990 was repealed and a new chapter Ag 5 was created effective December 1, 1990; Chapter Ag 5 was renumbered chapter ATCP 160 under s. 13.93 (2m) (b) 1., Stats., Register, April, 1993, No. 448.

**Subchapter I — General Requirements and Definitions**

**ATCP 160.01 Definitions.** As used in this chapter:

- (1) "Breed class" and "breeding class" mean a specific breed within a class such as holstein in the dairy class.
- (2) "Class" means a grouping in which exhibits may be entered, including an animal breed or age group for animal exhibits; a type of produce, crop or food; or a specific age, age group or educational grade level of exhibitor. (2m) "Conference judging" means a judging system using a discussion about each exhibit with the entire group.
- (3) "Danish judging system" means a judging system that allows for multiple first, second, third and fourth class selections as provided ins. ATCP 160.91 (4) (b).
- (4) "Department" as it relates to the organizational structure of a fair, means an animal species, production group, or other principal classification of exhibits. As used in any other context, "department" means the state of Wisconsin department of agriculture, trade and consumer protection.
- (5) "Division" means one of 3 exhibitor group classifications for a fair and is limited to junior division, open division and senior citizens division.
- (6) "Entry class" means a class in which the fair allows exhibitors to submit entries.
- (7) "Exotic domestic animal" means an animal that is not a common farm animal.
- (7e) "Face-to-face judging" means a judging system using a semiprivate discussion between the judge and the exhibitor with the following phases: (a) Get acquainted. (b) Learn the background of the exhibit. (c) Self-evaluation. (d) Evaluator comment. (e) Parting.
- (7m) "Fair" means a county or district fair eligible to receive state aid under s. 93.23 (1) (b) or (c), Stats.
- (7s) "Fair board" means the governing entity of a fair.
- (8) "Lot" or "lot number" means the numerical designation assigned by a fair for a specific category of exhibits within a class.
- (9) "Market class" means a class that includes animals of a certain weight for the species that can be sold for slaughter.
- (10) "Premium" means a monetary prize that a fair awards to an exhibitor after judging all competing exhibits in the class to which the premium pertains.
- (11) "Regular judging system" means a judging system that allows for one first, second, third and fourth class selection as provided in s.ATCP 160.91 (4) (c).
- (12) "Self determined project" means a project that meets all of the following criteria: (a) It is approved by the fair board. (b) Its subject matter is related to any of the junior fair departments 9, 10, 13 to 16, 18, or 20 to 29. (c) It does not fall into a defined entry class within any department. (d) It is carried out by a member of a youth organization.
- (13) "Youth organization" means an organization under adult leadership that has educational programming.

History: Cr. Register, November, 1990, No. 419, eff. 12-1-90; cr. (5), Register, July, 1995, No. 475, eff. 8-1-95; CR 11-037: renum. (1) to (5) to be (2), (4), (5), (8), (10), cr. (1), (3), (6), (7), (9), (11), (12) Register April 2012 No. 676, eff. 5-1-12; CR 21-093: cr. (2m), (7e), (7m), am. (8) to (10), (12) (d), cr. (13) Register September 2022 No. 801, eff. 10-1-22.

**ATCP 160.02 Premium requirements.**

- (1) General. (a) The state aid authorized by s. 93.23 (1), Stats., may be paid on net premiums paid by a fair. The department may withhold state premium aid from any fair that does not enforce animal health provisions under ch. ATCP 10 that are applicable to animals exhibited at the fair. State aid will be paid only on premiums actually paid by bank check or draft. (b) No deductions may be made from premium money won by an exhibitor. Premiums may, however, be withheld where exhibition rules established by the fair association are violated. A written statement of violation shall be submitted to the department to justify actions taken by a fair. (c) Premiums offered shall be definite in amount. No decrease or increase in published premiums may be made because of the financial condition or the organization or for any other reason. (e) No fair may receive state aid for a premium awarded to any exhibitor in the open division if that exhibitor entered the same exhibit in the junior division at the same fair. This paragraph does not apply if the exhibit was entered in the junior division only as part of a herd group, carcass class or performance class. (f) No state aid will be paid on the cost of ribbons, cups, trophy prizes or entertainment contests.
- (2) Premium lists. (a) Premiums for which state aid is requested by county and district fairs shall conform with the uniform premium list and other requirements set forth in these rules. Fairs requesting state aid for net premiums shall submit to the department a printed copy of the premium list used at the fair, as required under s. ATCP 160.92 (3) (c). (b) The officers of each fair shall mail a copy of the premium list to other associations, societies, or boards conducting a fair in Wisconsin upon request. (c) Sections ATCP 160.01 through 160.07 and 160.91 shall be published in premium books used by a fair for which state aid is requested.
- (3) Entry fees. (a) A fair may charge an exhibitor an entry fee or charge stall rents for animals, or both. (b) Exhibitors in department 35 shall not be required to purchase an exhibitor's ticket. Any other exhibitor may be required, if no entry fee is charged, to purchase an exhibitor's season ticket at a price not to exceed that charged for a non-exhibitor's season ticket.
- (4) Split fair dates. (a) For purposes of this subsection, "split fair dates" occur when a fair organization judges exhibits or contests and pays premiums at more than one time or at more than one location during the calendar year. (b) Except as provided under par. (c), the department may not pay state aid for a fair having split dates unless the department gives advance written approval for a split fair. The department may approve split dates based on hardship. (c) The department may pay state aid for the following exhibits or contests in a fair having split dates with advance notification to the department:
  1. Clothing revue.
  2. Demonstrations.
  3. Favorite foods revue.
  4. Dogs.
  - 4m. Cats.
  5. Small animals.
  6. Rocketry.
  7. Shooting sports.
  - 7m. Mechanical projects.
  8. Other exhibits and contests that are similar to those identified in subds. 1. to 7. (d) If there are split dates under par. (b) or (c), all blue ribbon winners shall repeat their demonstrations or exhibits at the regular fair dates unless the department grants a hardship exemption. An exhibitor may use audio-visual media, still photography or an educational display to repeat a demonstration or exhibit.

History: Cr. Register, November, 1990, No. 419, eff. 12-1-90; r. and recr. (1) (e) and am. (3) (a), Register, July, 1995, No. 475, eff. 8-1-95; r. and recr. (4), Register, November, 2000, No. 539, eff. 12-1-00; correction in (2) (a) made under s. 13.93 (2m) (b) 7., Stats., Register, November, 2000, No. 539; CR 08-075: am. (1) (a) Register April 2009 No. 640, eff. 5-1-09; CR 11-037: am. (1) (a), (3) (a), (b), cr. (4) (c) 8. Register April 2012 No. 676, eff. 5-1-12; CR 21-093: am. (1) (a), (b), renum. (1) (d) to ATCP 160.05 (3), am. (1) (e), (3) (a), (4) (b), (c) (intro.), cr. (4) (c) 4m., 7m., (4) (d) Register September 2022 No. 801, eff. 10-1-22.



## Outagamie County Junior Fair Premium Book

### ATCP 160.03 Exhibition requirements.

A fair shall meet all of the exhibition requirements of this section to be eligible for state premium aid.

(1) No fair society or other organization sponsoring a fair may require an exhibitor to become a member of the organization in order to enter an exhibit at the fair, nor may the sponsoring organization make any deduction from an exhibitor's premium as a donation to the fair society, or require an exhibitor in any other way to make a donation to the society.

(2) State aid may not be approved for out-of-state exhibits or for separate classes of local and non-local exhibitors. Aid may not be approved for payment of premiums to an exhibitor having an out-of-state address but claiming Wisconsin residency unless the fair secretary provides the department with an affidavit that the exhibitor's residence is geographically located within the state.

(3) State aid may be paid only on articles or animals actually on display in an exhibit building or actually shown in the show ring on regular fair dates unless approval for split fair dates is obtained under s. ATCP 160.02 (4). State aid may not be paid on Dairy Herd Improvement Association records, transportation aid, production contests or other special educational exhibits unless prior approval is obtained under s. ATCP 160.49 (7).

(4) State aid may not be paid on exhibits removed from the fairgrounds before 4 p.m. on the last day of the fair, or such other later time as may be specified by the fair, without prior approval of the department. Authority for earlier removal may be granted by the department in case of meat animal sales or other special classes, if requested before the beginning of the fair. In other hardship cases, approval may be granted by the fair. Exhibits in dog obedience and small animal pet classes may be judged during the regular fair but are not required to remain present during the entire fair. The fair may prescribe the length of time junior fair exhibitors of horses shall keep their animal on the ground.

History: Cr. Register, November, 1990, No. 419, eff. 12-1-90; CR 21-093: am. (intro.), (1), (4) Register September 2022 No. 801, eff. 10-1-22; correction in (3) made under s. 13.92 (4) (b) 7., Stats., Register September 2022 No. 801.

### ATCP 160.05 Open division; general requirements.

(1) The total maximum premiums set forth for all places in any open division livestock class, excluding poultry and rabbits, may be divided into multiple premiums for a greater number of places, but the maximum premium offered for any additional place shall not be higher than the maximum for the last place in the class.

(2) All animals in any open division class shall be owned by the exhibitor, except as provided in s. ATCP 160.09.

(3) State aid may be paid on no more than 2 premiums awarded an exhibitor under one premium or lot number in open division individual livestock classes, except poultry and rabbits, and no more than one premium in all other classes, including poultry and rabbits.

(4) State aid may not be used to award a premium to an exhibitor who exhibits an item or animal that has been exhibited in open class division previously in a state aid funded fair in that calendar year and resulted in a premium being awarded for that item or animal.

(5) The fair board may establish specific classes by professional and amateur level groupings within classes for open class departments 14 to 28. History: Cr. Register, November, 1990, No. 419, eff. 12-1-90; CR 11-037: r. (2), renum. (3) to be (2) Register April 2012 No. 676, eff. 5-1-12; CR 21-093: am. (1), renum. (3) from ATCP 160.02 (1) (d), cr. (4), (5) Register September 2022 No. 801, eff. 10-1-22.

### ATCP 160.07 Classes; general requirements.

(1) Classes may be combined if the number of entries in several single classes is insufficient. If any classes are combined, state aid shall be limited to the maximum total premiums listed for a single class of animals, items or articles in that department.

(2) (a) Except as provided under par. (b), no fair may receive state aid for premiums awarded for sexually intact male dairy cattle, beef cattle, sheep, goats, swine or horses unless those animals are registered. Registered status shall be documented by a certificate of registry from the appropriate breed association or society, or by a copy of the

application for registration. (b) Paragraph (a) does not apply to dairy cattle exhibited at a fair if a national breed association certifies that those dairy cattle are recorded in that breed association's qualified herd book which records the genealogy of that breed.

(3) Any animal entered as part of a group class may also be exhibited in a class for individual animals.

(4) Boars may not be entered as an exhibit in the swine department unless their tusks have been removed.

(5) The age of an animal, for purposes of determining its entry class under this chapter, shall be determined as of the opening day of the fair. History: Cr. Register, November, 1990, No. 419, eff. 12-1-90; renum. and am. (2) to be (2) (a) and cr. (2) (b), Register, July, 1995, No. 475, eff. 8-1-95; CR 11-037: cr. (5) Register April 2012 No. 676, eff. 5-1-12; CR 21-093: am. (2) Register September 2022 No. 801, eff. 10-1-22.

### ATCP 160.08 Class definitions; individual classes.

(1) Dairy cattle. (a) A spring calf is one born on or after March 1 of the exhibit year. (b) A winter calf is one whose date of birth is between December 1 of the year preceding the exhibit year and February 28 or 29 of the exhibit year. (c) A fall calf is one whose date of birth is between September 1 and November 30 of the year preceding the exhibit year. (d) A summer yearling is one whose date of birth is between June 1 and August 31 of the year preceding the exhibit year. (e) A spring yearling is one whose date of birth is between March 1 and May 31 of the year preceding the exhibit year. (f) A winter yearling is one whose date of birth is between December 1 of the second year preceding the exhibit year and February 28 or 29 of the year preceding the exhibit year. (g) A fall yearling is one whose date of birth is between September 1 and November 30 of the second year preceding the exhibit year. (h) A 2 year-old is one born between September 1 of the third year preceding the exhibit year and August 31 of the second year preceding the exhibit year. A 2-year-old includes a yearling that has freshened. (i) A 3 year-old is one whose date of birth is between September 1 of the fourth year preceding the exhibit year and August 31 of the third year preceding the exhibit year. (j) A 4 year-old is one whose date of birth is between September 1 of the fifth year preceding the exhibit year and August 31 of the fourth year preceding the exhibit year.

(2) Beef cattle. (a) A junior calf is one born on or after January 1 of the exhibit year. The calf shall be at least 4 months old at the time of exhibit. (b) A senior calf is one whose date of birth is between September 1 and December 31 of the year preceding the exhibit year. (c) A summer yearling is one whose date of birth is between May 1 and August 31 of the year preceding the exhibit year. (d) A junior yearling is one whose date of birth is between January 1 and April 30 of the year preceding the exhibit year. (e) A senior yearling is one whose date of birth is between September 1 and December 31 of the second year preceding the exhibit year. (f) A 2 year-old or older cow is one born before September 1 of the second year preceding the exhibit year and which has calved during the past year.

(4) Swine. (a) A junior yearling boar or sow is one born between January 1 and June 30 of the year preceding the exhibit year. (b) A senior boar or sow is one whose date of birth is between July 1 and December 31 of the year preceding the exhibit year. (c) A senior spring boar or sow pig is one whose date of birth is between January 1 and February 28 or 29 of the exhibit year. A fair board may subdivide this entry class into January-born and February-born sows or boars. (d) A junior spring boar or sow pig is one born during the month of March of the exhibit year.

(5) Sheep. (a) A spring lamb is one born on or after February 16 of the exhibit year. (b) A fall lamb is one born between September 1 and December 31 of the year preceding the exhibit year. (c) A winter lamb is one born between January 1 and February 15 of the exhibit year. (d) A yearling ram or ewe is one born outside the date of birth limitations in pars. (a) through (c). The age of yearlings may be subject to verification by a veterinarian's examination whose findings shall be final. History: Cr. Register, November, 1990, No. 419, eff. 12-1-90; am. (1) (h), (4) (a) and (5) (a), (b) and (c), Register, July, 1995, No. 475, eff. 8-1-95; correction in (6) (intro.) made



## Outagamie County Junior Fair Premium Book

under s. 13.93 (2m) (b) 7., Stats., Register, November, 1999, No. 527; CR 11-037: r. (3), (5) (e), (6) Register April 2012 No. 676, eff. 5-1-12; CR 21-093: am. (4) (c) Register September 2022 No. 801, eff. 10-1-22.

### ATCP 160.09 Class definitions; group classes.

(1) Dairy and beef cattle. (a) A dairy junior get of sire shall consist of 3 animals which are the offspring of the same bull. All of these animals shall be under 2 years of age, and not more than one may be a bull. A beef junior get of sire shall consist of 3 animals which are the offspring of the same bull and are animals in the junior calf, senior calf, or the summer yearling, bull and heifer classes, with both sexes to be represented. (b) A dairy and beef senior get of sire shall consist of 3 animals which are the offspring of one sire. All of these animals shall be 2 years of age or over. In either a dairy or beef breed get of sire, the name of the sire shall be designated by the exhibitor. The animals need not be owned by a single exhibitor. (c) A produce of dam shall consist of 2 animals of any age or sex which are the produce of one cow. (d) A group of 3 best female cattle shall consist of 3 animals of any age which were bred and are owned by the exhibitor.

(2) Swine. A pen of 3 feeder pigs shall consist of swine of either sex each weighing between 40 and 60 pounds. Any male pigs included in the pen shall be castrated and healed.

(3) Sheep. (a) A get of sire shall consist of 4 lambs or yearlings, or both, of either sex, from one sire, which were bred and are owned by the exhibitor. (b) An exhibitor's flock shall consist of one yearling or ram lamb, 2 yearling ewes and 2 ewe lambs which are owned by the exhibitor. (c) A junior division pair of lambs may include a spring or fall ram and spring or fall ewe lamb owned by the exhibitor. (d) A junior division flock shall be comprised of 3 sheep consisting of a yearling or lamb ram, a ewe lamb, and a yearling ewe, all of which are owned by the exhibitor. History: Cr. Register, November, 1990, No. 419, eff. 12-1-90; CR 11-037: r. (4) Register April 2012 No. 676, eff. 5-1-12; CR 21-093: am. (1) (a) Register September 2022 No. 801, eff. 10-1-22.

### ATCP 160.49 Junior fair division; general.

(1) In the junior fair division, the department may pay state aid on prizes offered to exhibitors who are ages 8 to 20 years of age on January 1 of the current fair year and exhibitors who are 5 to 9 years of age on January 1 of the current fair year who are exhibiting under s. ATCP 160.65. A fair board may establish specific entry classes within each department. A fair board may establish subgroups within a junior fair entry class based on the exhibitor's age or grade in school. The department may not pay state aid on prizes for club parades, club floats, song contests, or a project which is not an exhibit or demonstration at the fair.

(2) All exhibitors in the junior fair division shall be members of a youth organization approved by the fair board.

(3) Exhibits in the junior fair shall be the product of the exhibitor's own labor. An exhibit may include a study project, merit project or other special project, a skill area, or a supervised occupational experience in which the exhibitor is regularly enrolled, provided that the fair board approves the project, skill area, or supervised occupational experience as an exhibit.

(4) State aid may not be used to award more than one premium to an exhibitor in a premium or lot number in the junior fair division, except for any of the following: (a) A premium may be awarded to each member of a group that collectively owns and enters a livestock exhibit in departments one to 5 of subch. IV. (b) An exhibitor may receive a separate premium for showmanship where authorized under subch. IV. (c) An exhibitor may receive more than one premium in a department for which additional premiums are specifically authorized under subch. IV.

(5) State aid may not be used to award a premium to an exhibitor who exhibits an item or animal that has been exhibited in the junior division previously in a state aid funded fair in that calendar year and resulted in a premium being awarded for that item or animal.

(6) Special educational exhibits may be established if the proposal is presented to the department before October 1 of the year preceding its

proposed establishment and the exhibit is approved by the department.

(7) Within any junior fair department, a fair may establish special classes where none are specified under this subchapter. Special classes may include classes for grade and crossbred females in the beef, swine, sheep and horse departments. Premiums for special classes created under this subsection shall be equal to premiums for comparable classes established in the same department under this subchapter.

(8) The fair board may establish specific classes are age or grade level groupings within classes for each of the junior fair departments 14 to 16, 18, 20 to 29, 31, 33, and 34.

(9) Judging in the junior fair division may be done using the regular, face-to-face, conference or Danish judging system. History: CR 21-093: renum. (title), (1) to (4) from ATCP 160.04 (title), (1) to (4) and, as renumbered, am. (1), (2), (4) (intro.), cr. (5), renum. (6), (7) from ATCP 160.04 (7), (8) and am., cr. (8), (9) Register September 2022 No. 801, eff. 10-1-22.

### ATCP 160.91 Judging regulations.

(1) Judging shall be done at fairs by individuals who are registered with the department. In no case shall any person who is an officer or director of a fair be eligible to judge exhibits at such fair; nor shall any person interested directly or indirectly in exhibits shown in any department of a fair be eligible to judge articles or animals in that department. (1m) (a) An individual shall register by submitting to the department an application. The department shall register all individuals who qualify to be judges, including having the knowledge, training, or experience in the specific classes to be judged and adhering to ethical judging practices. The registration is valid for five years. (b) An individual submitting an application after July 1 may not judge for the current fair year. (c) A fair representative may request the department waive par. (b) in cases of unanticipated emergency situations.

(2) Each judge at a fair shall be provided with a copy of the fair's premium book or list of entry classes at least 7 days prior to the opening date of the fair. Register September 2022 No. 801

(3) No animal or article, irrespective of the number of entries in the class in which it is entered, shall be awarded a higher rating than its merit would entitle it to in comparison to the standard of perfection in the class.

(4) (a) Danish system judging may be used in the junior fair division. State aid may not be paid on premiums awarded under the Danish system in any other division. (b) When classes in the junior fair division are judged according to the Danish system, 4 group placings shall be awarded in any class. When there are less than 8 exhibitors in the class, there shall not be more than 2 in the first group, not more than 4 in the first 2 groups and not more than 6 in the first 3 groups. If there are 8 or more entries in the class, there shall not be more than 25% in the first group, not more than 50% in the first 2 groups, and not more than 75% in the first 3 groups. (c) The number of awards in the last group placing may be increased to the extent necessary to give awards to all exhibitors.

(4g) When classes in the junior fair division are judged using the conference judging system, the judge shall use sub. (4) (b) and (c) to award placements in a class.

(5) If any class of exhibits at a fair is judged according to the regular system, the judges for that class may give only one first-place, one second-place, one third-place and one fourth-place award in that class. History: Cr. Register, April, 1976, No. 244, eff. 5-1-76; am. (1), Register, March, 1980, No. 291, eff. 4-1-80; renum. from Ag 5.07, Register, November, 1990, No. 419, eff. 12-1-90; am. (2), and cr. (5), Register, July, 1995, No. 475, eff. 8-1-95; CR 21-093: am. (1), cr. (1m), am. (2), (4) (a), (b), cr. (4g), (am) (5) Register September 2022 No. 801, eff. 10-1-22.

ATCP 160.92 Accounting requirements. (1) All receipts from any source whatsoever shall be deposited in a bank, and all accounts without exception shall be paid by check or draft. All records, including judging sheets, papers, stubs, checks, vouchers or other orders relating to fair transactions shall be preserved for a 6-year period subsequent to the year in which they were made or issued.



## Outagamie County Junior Fair Premium Book

(2) Premiums shall be actually paid or bona fide notice of premium awards sent to all premium winners before a claim for state aid may be considered.

(3) The authorized fair representative claiming state aid shall file with the department within 30 days after the close of the fair, an affidavit which shall include all of the following documents: (a) A list of premiums actually paid or to be paid listed by department.

(b) An index of exhibitors and their addresses, with amounts paid in premiums opposite each name. (c) One premium book. (d) A summary of all judges utilized by the fair including their registration numbers. (e) An affidavit from each judge indicating the departments and classes judged at the fair. (f) Horse exhibitors' registrations.

(4) The authorized fair representative shall submit, on or before January 31 following the year in which the fair is held, the annual financial report verified on oath which shall include the receipts and disbursements, and the fair attendance. State aid received for the current year shall be included as a receipt in the annual financial report. History: Cr. Register, April, 1976, No. 244, eff. 5-1-76; am. (3) (c), Register, March, 1980, No. 291, eff. 4-1-80; renum. from Ag 5.08, Register, November, 1990, No. 419, eff. 12-1-90; r. (3) (c), renum. (3) (d) to be (3) (c), Register, November, 2000, No. 539, eff. 12-1-00; CR 21-093: am. (1), (3) (intro.), r. and recr. (3) (a), am. (3) (b), cr. (3) (d) to (f), am. (4), r. (5), (6) Register September 2022 No. 801, eff. 10-1-22.

### ATCP 160.93 Authority.

This chapter is adopted under authority of s. 93.23 (1), Stats. History: Cr. Register, March, 1980, No. 291, eff. 4-1-80; renum. from Ag 5.09, Register, November, 1990, No. 419, eff. 12-1-90.



# DEDICATION

*means working*

*AS HARD*

*when you are*

*LOSING*

*as when you are*

*WINNING.*

## Animal Health Regulations

### Fairs and Shows in Wisconsin: 2023 Season

*This is a summary of animal health requirements for fairs, shows, and exhibitions. They are not necessarily the same as requirements for importing animals into Wisconsin or moving them within the state for other purposes. They may change if animal diseases occur in Wisconsin or elsewhere, so always check [datcp.wi.gov](http://datcp.wi.gov) or contact us for current information. Fairs or exhibitions may have additional requirements. Exhibitors should contact the event organizers for more information. Ref. s. ATCP 10.87, Wis. Admin. Code.*

**General Requirements for show organizers** - All fairs or exhibitions of any length must obtain, review, and keep for five years all required records and test results:

- Exhibitor's name and address
- Animal identification (number, type, description, and, when required, official identification (see requirements for different animals below))
- Documents showing compliance with disease testing and other health requirements
- Livestock premises number, if any, where animals originated
- Documentation showing legal importation to the event (if applicable) and, when required, movement to the event (see requirements for different animals below)
- For swine, a record of any swine transported directly to a slaughtering establishment
- For swine, a record of any swine transported to an animal market where all animals sold at the market sale for that day were shipped directly to a slaughtering establishment.

**Fairs or exhibitions lasting more than 24 hours** must appoint a licensed veterinarian to inspect all animals daily.

**Note:** Except in specific circumstances, if an animal already bears an official 840 eartag, that eartag must not be removed and additional official eartags must not be applied. Instead, the existing eartag must be read and recorded when a record of that animal is required. (Ref. s. ATCP 10.045, Wis. Admin. Code)

**These regulations apply** to all fairs and exhibitions, including additional events (like rodeos, shows, or other organized events) that occur in conjunction with the fair.

**Diseases** - Animals that show evidence of having contagious or infectious diseases may not be commingled (or housed/kept) with other animals at a fair, show, or other exhibition in such a way as to allow disease to spread. Such animals should not attend the fair, show, or exhibition. Animals may be denied entry if they arrive at these events with contagious or infectious diseases, isolated and/or removed if they develop disease after arriving, or be subject to other action as would be necessary to control disease. (Ref. s. ATCP 10.08(1), Wis. Admin. Code)

**Bovine animals with ringworm, mange, warts or scab** will be removed from the fair or exhibition premises, unless the veterinarian in charge finds warts or ringworm lesions are incapable of transmitting disease.

**Cattle & Bison** - Cattle from within Wisconsin have no requirements for tests or health documents.

**Cattle from outside Wisconsin** must:

- Be accompanied by certificate of veterinary inspection (CVI or health certificate) documenting official animal identification (ID) and all required tests and certifications
- Have official individual ID (including steers)
- Meet all of Wisconsin's normal requirements for import (see [https://datcp.wi.gov/Pages/Programs\\_Services/CattleBison.aspx](https://datcp.wi.gov/Pages/Programs_Services/CattleBison.aspx))

**Acceptable animal IDs for all cattle from outside Wisconsin**

- USDA metal ear tag number that is part of the National Uniform Eartagging System (NUES) (starts with state 2-digit code, also known as "brite" tag); this includes the orange brucellosis vaccination tag
- 15-digit "840" tags (visual or RFID)





## Outagamie County Junior Fair Premium Book

- Valid only if applied before March 11, 2015:
- o Manufacturer-coded RFID tag - 15-digit number with the first three digits in 900s
- o American ID tag – 8 to 12-digit number prefaced with “USA”

**Brucellosis requirements for cattle from outside Wisconsin** No cattle from outside Wisconsin are currently required to be brucellosis tested or vaccinated to come to fairs and shows in Wisconsin.

### Tuberculosis (TB) requirements for cattle from outside Wisconsin

As of 1/1/23, all cattle from Texas and Michigan’s TB Free Zone (for cattle from Michigan’s Modified Accredited Zone see below), regardless of sex or age are required to have a negative TB test within 60 days prior to import. For details and requirements by state, see:

[https://datcp.wi.gov/Pages/Programs\\_Services/CattleBison.aspx](https://datcp.wi.gov/Pages/Programs_Services/CattleBison.aspx)

**Cattle from Michigan’s Modified Accredited Zone** – Alcona, Alpena, Montmorency, and Oscoda counties (for cattle from Michigan’s TB Free Zone, see requirements by state above) also need:

- Import permit
- To originate from a herd that has a negative whole-herd TB test within 12 months before arrival in Wisconsin that includes all animals 1 year and older
- Negative individual TB tests within 60 days before entering Wisconsin
- A statement indicating the animals will return directly to the state of origin after the show.

For information on obtaining an import permit:

- Online  
[https://datcp.wi.gov/Pages/Programs\\_Services/AnimalMovementPermits.aspx](https://datcp.wi.gov/Pages/Programs_Services/AnimalMovementPermits.aspx)
- Email [DATCPAnimalImports@wi.gov](mailto:DATCPAnimalImports@wi.gov)
- Call 608-224-4872

**Cattle from Canada** must meet current federal requirements to enter the United States. (See

<https://www.aphis.usda.gov/regulations/vs/iregs/animals/downloads/ca-protocol-imp-cattlebison.pdf>)

Requirements are subject to change as conditions warrant. For current information, check [https://datcp.wi.gov/Pages/Programs\\_Services/CattleBison.aspx](https://datcp.wi.gov/Pages/Programs_Services/CattleBison.aspx).

**Swine – Note:** These regulations apply to all swine, including pet pigs and racing pigs.

**Swine from within Wisconsin** (Ref. s. ATCP 10.32(2) and 10.87, Wis. Admin. Code) need a Wisconsin intrastate certificate of veterinary inspection (CVI or health certificate):

**Note:** Herd of origin means the herd in which the pigs currently reside, likely the exhibitor’s herd. When pigs are purchased from a herd, the herd from which they originate is the herd of origin for the seller. Once the purchased pigs are added into the buyer’s herd (even if the buyer’s herd only consists of one or just a few animals), the buyer’s herd becomes the new herd of origin and that herd must meet testing requirements to move pigs again.

- Stating that the entire herd of origin was inspected on the farm within 30 days before the show and no apparent disease was present at the time of inspection.

• **Non-terminal Exhibitions:** All swine must have a PRRS (Porcine Reproductive and Respiratory Syndrome) and PEDv (Porcine Epidemic Diarrhea virus) test of the herd of origin within 90 days of the exhibition. Include test date, type, and results on the CVI.


• **Terminal Exhibitions:** No testing requirements.

**Note:** Terminal Exhibitions are those at which all the swine go directly from the fair/show to the slaughtering establishment OR to a slaughter only market sale. If going to a slaughter only market sale, contact the Division of Animal Health fair inspector for required information to collect.

**Note:** If the fair intends to use a load-out facility, contact the Division of Animal Health in advance to discuss requirements that must be met.

**Swine from outside Wisconsin** (Ref. s. ATCP 10.30 and 10.87, Wis. Admin. Code) need a certificate of veterinary inspection (CVI or health certificate) that includes the following:

- The negative results of the PRRS test from the swine’s herd of origin conducted within 90 days prior to movement into Wisconsin including test date, type, and results.
  - The negative results of the PEDv test from the swine’s herd of origin conducted within 90 days prior to movement into Wisconsin including test date, type, and results.
  - A statement that the veterinarian has inspected the entire herd of origin within the past 30 days and that no clinical signs of PRRS and PEDv or any other apparent disease was present at the time of inspection
  - Official individual identification (ID)
- Acceptable methods of ID for swine are:
- USDA silver ear tag
  - USDA 840 ear tag, either visual or RFID
  - Breed association tattoo if the pig is a purebred and the tattoo is registered
  - An ear tag with the premises identification number and a unique identifier
  - Ear notch if the pig is a purebred and the notch is registered
- Note:** Microchips are not accepted as official ID for any swine including pet pigs. Requirements are subject to change as conditions warrant. For current information and for PRRS and PEDv testing options, check [https://datcp.wi.gov/Pages/Programs\\_Services/SwineMovement.aspx](https://datcp.wi.gov/Pages/Programs_Services/SwineMovement.aspx)



**Sheep & Goats - Note:** These rules do not apply to non-domestic sheep and goats. See Exotic Ruminants below.

**Sheep and goats from within Wisconsin** need:

- If sexually intact, need official individual identification (ID) at any age.
- If not sexually intact, need official individual ID if they are 12 months or older.

• See below for Official ID options.

• Sheep and goats that go to a market or slaughter establishment after the fair should have an owner hauler statement to move from the fair to the market/slaughter establishment.

**Sheep and goats from outside Wisconsin** (Ref. s. ATCP 10.69, 10.76, Wis. Admin. Code) need:

• Certificate of veterinary inspection (CVI or health certificate) and official individual ID for all animals.

• See below for Official ID options.

• See below for additional requirements for goats from Michigan’s Tuberculosis Modified Accredited Zone.

• Sheep and goats that go to a market or slaughter establishment after the fair should have an owner hauler statement to move from the fair to the market/slaughter establishment.

**Official Identification includes:**

• Scrapie eartags (including tags on neckstraps for animals with absent/injured ears or with official tattoos – see DATCP Website\*)

• USDA 840 ear tags

• Legible breed tattoos (see DATCP Website\* and NOTE below) •


Legible scrapie tattoos (see DATCP Website\* and NOTE below)

• Approved microchips (Electronic Identification/EID) – There are many requirements that need to be met to use microchips including a requirement for accompanying tattoos. See DATCP Website\* and NOTE below.

• **Note:** All sheep and goats that go through a market or to slaughter and require Official Identification **must be eartagged** with Official ID.

Official ID in the form of a tattoo or Electronic Implantable Identification (EID) is no longer sufficient when moving through a market or going to slaughter.

• **Note:** If a Wisconsin origin animal is neutered, less than 12 months of age, and moving through a market after the fair, the market may require Official ID in the form of an ear tag.





## Outagamie County Junior Fair Premium Book

• \*For more information on official identification and for owner hauler statements see DATCP Website at

[https://datcp.wi.gov/Pages/Programs\\_Services/OfficialID.aspx](https://datcp.wi.gov/Pages/Programs_Services/OfficialID.aspx)

**Goats from Michigan's Tuberculosis (TB) Modified Accredited Zone** - Alcona, Alpena, Montmorency, Oscoda counties also need:

- Import permit
- To originate from a herd that has a negative whole-herd TB test within 12 months before arrival in Wisconsin that includes all animals 1 year and older
- Negative individual TB tests within 60 days before entering Wisconsin
- A statement indicating the animals will return directly to the state of origin after the show.

For information on obtaining an import permit:

- Online

[https://datcp.wi.gov/Pages/Programs\\_Services/AnimalMovementPermits.aspx](https://datcp.wi.gov/Pages/Programs_Services/AnimalMovementPermits.aspx)

• Email [DATCPAnimalImports@wi.gov](mailto:DATCPAnimalImports@wi.gov)

- Call 608-224-4872

Requirements are subject to change as conditions warrant. For current information, check

[https://datcp.wi.gov/Pages/Programs\\_Services/SheepGoatMovement.aspx](https://datcp.wi.gov/Pages/Programs_Services/SheepGoatMovement.aspx).

**Equine** - Equine animals from within Wisconsin need documentation of a negative EIA (Coggins) test done within the previous 12 months, which clearly identifies the animal by complete description, digital photographs, or an approved microchip (if a reader is available). No test is needed for nursing foals accompanying negative dams.

Documentation may be:

- Official test report VS 10-11, or
- USDA-approved electronic test form, or
- Global Vet Link EIA electronic form, or
- Certificate of veterinary inspection with the test results listed



**Equine animals from outside Wisconsin** (Ref. s. ATCP 10.36, Wis. Admin. Code) need:

- Certificate of veterinary inspection (CVI or health certificate) which clearly identifies the animal by complete description, digital photographs, or an approved microchip
- Negative EIA (Coggins) test done within previous 12 months that is reported on the CVI
- No EIA test is needed for nursing foals accompanying negative dams

**Equines from Minnesota** are exempt from the CVI requirement if:

- Ownership does not change while the animal is in Wisconsin
- The animal remains in Wisconsin no longer than 7 days
- Proof of a negative EIA (Coggins) test in previous 12 months accompanies the animal

Requirements are subject to change as conditions warrant. For current information, check

[https://datcp.wi.gov/Pages/Programs\\_Services/HorseOtherEquineMvmt.aspx](https://datcp.wi.gov/Pages/Programs_Services/HorseOtherEquineMvmt.aspx)

**Poultry & Waterfowl** (pigeons are not considered poultry for fairs and shows) -

**Poultry and waterfowl from within Wisconsin** need ONE of the following:

- A NPIP certificate stating the flock of origin is a US pullorum-typhoid clean and for turkeys a Mycoplasma gallisepticum clean flock or NPIP affiliate flock or
- Documentation the flock of origin is a Wisconsin Tested Flock and has tested negative for pullorum-typhoid and for turkeys Mycoplasma gallisepticum, or
- Documentation the flock of origin is a Wisconsin Associate Flock, or
- Individually tests for sexually mature birds (turkeys over 6 months, all other birds over 4 months) within 90 days before arrival at the show. These birds also need wing or leg band identification (ID). All birds must test negative for pullorum-typhoid, and turkeys must test negative for Mycoplasma gallisepticum. After testing there can be no change of ownership or commingling with other birds that are not part of the flock except at other shows/fairs.



**Note:** Flock of origin means the flock in which the birds currently reside, likely the exhibitor's flock. Once purchased birds are added to the buyer's flock, even if the buyer's flock only consists of one or just a few birds, the buyer's flock is the flock of origin and that flock must meet NPIP or WI Tested or Associate Flock status to avoid individual bird testing for shows/fairs.

**Poultry and waterfowl from outside Wisconsin** (Ref. S.ATCP 10.42, Wis. Admin. Code) need a certificate of veterinary inspection (CVI or health certificate) or equivalent (such as form VS 9-3) specifically showing movement to the fair or show that states:

- They originate from a flock classified pullorum-typhoid and for turkeys Mycoplasma gallisepticum clean under NPIP or an equivalent state program, or
- If they are sexually mature, that they have tested negative for pullorum-typhoid (and Mycoplasma gallisepticum for turkeys) within 90 days before arrival at the show. These birds also need wing or leg band ID.

**Not required:**

- Import permit number

Requirements are subject to change as conditions warrant. For current information, check

[https://datcp.wi.gov/Pages/Programs\\_Services/PoultryMovement.aspx](https://datcp.wi.gov/Pages/Programs_Services/PoultryMovement.aspx)

**Exotic Ruminants** - **Note:** Exotic ruminants are ruminants that are not native to Wisconsin, and are not cervids – for example, Old World camels, yaks, water buffalo, pronghorn antelope, giraffes, and non-domestic sheep and goats. In addition, please contact your county and local municipality for any restrictions.

**Exotic ruminants from within Wisconsin** have no requirements.

**Exotic ruminants from outside Wisconsin** (Ref. s.ATCP 10.82, Wis. Admin. Code) must have

- Certificate of veterinary inspection (CVI or health certificate)
  - Official individual identification (ID) as required for tuberculosis and brucellosis testing
  - Import permit
  - Proof written on the CVI that they meet requirements for:
    - o Tuberculosis (TB) – negative test required within 60 days before entry
    - o Brucellosis – negative test required within 30 days before entry
- Please call 608-224-4872 beforehand to determine which TB test to use.

For information on obtaining an import permit:

- Online

[https://datcp.wi.gov/Pages/Programs\\_Services/AnimalMovementPermits.aspx](https://datcp.wi.gov/Pages/Programs_Services/AnimalMovementPermits.aspx)

• Email [DATCPAnimalImports@wi.gov](mailto:DATCPAnimalImports@wi.gov)

- Call 608-224-4872

Requirements are subject to change as conditions warrant. For current information, check

[https://datcp.wi.gov/Pages/Programs\\_Services/ExoticSpeciesMvmt.aspx](https://datcp.wi.gov/Pages/Programs_Services/ExoticSpeciesMvmt.aspx).

**South American camelids, llamas, alpacas, guanacos, vicuñas** –

**South American camelids from within Wisconsin** have no requirements.

**South American camelids from outside Wisconsin** (Ref. s.ATCP 10.85, Wis. Admin. Code) must have a certificate of veterinary inspection (CVI or health certificate) and official individual identification (ID). Official ID may be:

- Approved USDA ear tag number
- Microchip number
- Breed association registration number
- Breed association tattoo

Requirements are subject to change as conditions warrant. For current information, check

[https://datcp.wi.gov/Pages/Programs\\_Services/LlamaAlpacaMovement.aspx](https://datcp.wi.gov/Pages/Programs_Services/LlamaAlpacaMovement.aspx).



**Small Animals: Dogs, domestic cats, and other household pets** (ferrets, pet birds, rabbits, gerbils, guinea pigs, hamsters, domestic mice and rats)

**Note:** For animals that are part of menageries, see also rules below for menageries. Pot-bellied and miniature pigs fall under rules for swine. Dog hybrids, domestic cat hybrids, or exotic small cat species such as servals fall under rules for Exotic small animals. Native wild animals and birds, including raptors, and captive

## Outagamie County Junior Fair Premium Book



wild animals such as raccoons, opossums, and skunks fall under rules for wild animals.

**Dogs from within Wisconsin** (Ref. s.95.21, Wis. Stats.) that are 5 months or older need proof of current rabies vaccination.

**Cats and other household pets from within Wisconsin** have no requirements.

**Dogs and cats from outside Wisconsin** (Ref. S.ATCP 10.80, Wis. Admin. Code) that are 5 months or older need to be vaccinated against rabies by a licensed

veterinarian, and regardless of age, need certificates of veterinary inspection (CVIs or health certificates) stating the age of the animal and for animals 5 months and older the date of last rabies vaccination and revaccination due date.

**Other household pets from outside Wisconsin** (Ref. S.ATCP 10.06, Wis. Admin. Code) need certificates of veterinary inspection (CVIs or health certificates) but have no testing or vaccination requirements.

**Small animals from other nations need to meet requirements of the U.S. Department of Agriculture (608-662-0600) and Centers for Disease Control (1-800-232-4636).**

Requirements are subject to change as conditions warrant. For current information, check

[https://datcp.wi.gov/Pages/Programs\\_Services/PetMovement.aspx](https://datcp.wi.gov/Pages/Programs_Services/PetMovement.aspx)

**Exotic small animals** (any species not covered by "small animals" above), exotic large animals, and other wild animals

**Note:** Local jurisdictions may have requirements beyond the state requirements listed here.

**Animals from within Wisconsin** do not have any requirements as long as they are legally possessed in Wisconsin.

**Animals from outside Wisconsin** (Ref. s.ATCP 10.84, Wis. Admin. Code) generally have no testing or vaccination requirements, but do need:

- Certificate of veterinary inspection (CVI or health certificate)
- Import permit number

**Note:** Some animals may not be brought to Wisconsin. These are North American prairie dogs and the following African species: tree squirrels, rope squirrels, dormice, Gambian giant pouched rats, brush-tailed porcupines and striped mice. Some animals may require permits from the Wisconsin Department of Natural Resources. See <http://dnr.wi.gov>.

For information on obtaining an import permit:

- Online  
[https://datcp.wi.gov/Pages/Programs\\_Services/AnimalMovementPermits.aspx](https://datcp.wi.gov/Pages/Programs_Services/AnimalMovementPermits.aspx)
- Email [DATCPAnimalImports@wi.gov](mailto:DATCPAnimalImports@wi.gov)
- Call 608-224-4872

Requirements are subject to change as conditions warrant. For current information, check

[https://datcp.wi.gov/Pages/Programs\\_Services/PetMovement.aspx](https://datcp.wi.gov/Pages/Programs_Services/PetMovement.aspx)

### **Circus, rodeo, racing, and menagerie animals –**

**Note:** Local jurisdictions may have requirements beyond the state requirements listed here.

**Animals from within Wisconsin** must meet vaccination and testing requirements for their species. See these requirements earlier in this document.

**Animals from outside Wisconsin** need certificates of veterinary inspection (CVIs or health certificates) and vaccinations, identification, and tests required for their species. See these requirements earlier in this document.

They also need import permit numbers (Ref. s.ATCP 10.81, Wis. Admin. Code) if they are:

- Circuses and individual circus acts
- Rodeo stock other than individual participants' horses

• Multi-species menageries (defined as any animals kept in a collection primarily for purposes of exhibition or competition)

• Petting zoos

They do not need import permit numbers if they are:

- Rodeo horses owned by individual participants
- Single-species groups

**Note: Some animals may not be brought to Wisconsin.** These are North American prairie dogs and the following African species: tree squirrels, rope squirrels, dormice, Gambian giant pouched rats, brush-tailed porcupines and striped mice. Some animals may require permits from the Department of Natural Resources. See <https://dnr.wi.gov/topic/wildlifehabitat/captive.html>

For information on obtaining an import permit:

- Online  
[https://datcp.wi.gov/Pages/Programs\\_Services/AnimalMovementPermits.aspx](https://datcp.wi.gov/Pages/Programs_Services/AnimalMovementPermits.aspx)
- Email [DATCPAnimalImports@wi.gov](mailto:DATCPAnimalImports@wi.gov)
- Call 608-224-4872

Requirements are subject to change as conditions warrant. For current information, check

[https://datcp.wi.gov/Pages/Programs\\_Services/CircusesRodeosMenageries.asp](https://datcp.wi.gov/Pages/Programs_Services/CircusesRodeosMenageries.asp)

### **Guidelines for housing and managing animals**

**The State Veterinarian recommends that exhibitors:**

- Vaccinate breeding cattle against bovine viral diarrhea (BVD) at least 30 days before the event
- Test cattle for BVD-PI by immunoperoxidase test, and bring them to shows only if they test negative
- Test cattle for John's disease by ELISA test, and bring them to shows only if they test negative
- Clean and disinfect vehicles used to transport animals to and from the show, and vehicles used on the grounds before, during, and after the show
- Isolate exhibited animals returning to their farms or animals purchased at the show for 21 days before mingling them with other stock

**The State Veterinarian recommends that show organizers:**

- House cattle separately from South American camelids and other exotic ruminants
- House cattle separately from small ruminants, especially sheep
- House ostriches, emus, rheas and cassowaries separately from domestic poultry
- House swine separately from any other mammals
- Include a space for the premise registration code on livestock entry forms
- Provide hand-washing and feeding troughs rather than common ones



## Outagamie County Fair

P.O. Box 246 • Seymour, WI 54165

920-833-2941

[outagamiecofair@yahoo.com](mailto:outagamiecofair@yahoo.com)

[outagamiefairentries@gmail.com](mailto:outagamiefairentries@gmail.com)

[www.OutagamieCountyFair.com](http://www.OutagamieCountyFair.com)