

**King's**  
MUMS

**2022**



## King's Mums LLC

is a family owned and operated business dedicated to providing the most comprehensive collection of Chrysanthemum plants in the United States. Our focus is solely on providing the highest quality rooted cuttings to gardening enthusiasts, small commercial growers and public gardens throughout the country.



## What we provide

We provide rooted cuttings from over 160 different Chrysanthemum cultivars. The plants are approximately four weeks old and are 3–6" tall when they are shipped. They are rooted sufficiently to be transplanted directly into a 4" or 6" pot. They have been propagated in a soilless media wrapped in a biodegradable fabric sleeve. In most cases the roots will have already penetrated the sides of the sleeve which do not need to be removed prior to planting. Each plant is treated with a preventative fungicide and insecticide in order to provide protection from diseases and insects and to meet USDA guidelines for shipping across state lines. The plants are packaged in small plastic bags and nestled in Styrofoam peanuts in cardboard boxes. Each plant is individually labeled or, if multiple plants of one cultivar are ordered, there will be a single label for the group of plants. We ship using USPS flat rate priority mail. Delivery times can vary from 1-4 days but it is generally 2-3 days. They are delivered with general mail and can be shipped to P.O. boxes.

## Our Guarantee

Each plant we ship has been hand-selected for the highest quality we can provide. We strive to provide you with the best rooted cuttings we possibly can. The plants leave our growing facilities in excellent condition and we guarantee them to arrive in the same condition. We recognize that we are providing a living plant and that the shipping process is out of our control once they leave our facilities. Please contact us in writing within 14 days of your shipping date should your plants fail to arrive, arrive damaged, or fail to grow as they should. We will make immediate arrangements to replace them or issue a refund. Please keep in mind that this is a perishable product and that it is up to the customer to provide proper care to ensure proper growth after the 14 day time period has passed. For the best results we encourage you to follow the growing instructions that are included with the plants, read the cultural information in our catalog or on our website, or purchase one of our publications. In most areas where freezing occurs our plants are not reliably hardy and we do not guarantee them to return the following season.

## Ordering information & terms of sale

Please read carefully before ordering.

**Minimum Order** — We have a minimum order of 10 plants. All the plants can be different.

**Online Sales Only** — We only accept online orders through our website. Payment is required for all orders at the time they are placed. All payments are processed at the time an order is placed. Once the order is processed and you receive an order confirmation we guarantee to fill the order, or send a refund should we be unable to fulfill the order.

**Shipping Dates** — Monday of each week, March through June.

**Shipping to HI** — Please contact us, preferably via e-mail, as shipments require a special Phytosanitary Certificate and expedited shipping. The cost for this will be paid for by the customer at the time the order is confirmed.

**Overseas & Canada** — We do not ship outside of the United States.

**Substitutions** — If we are unable to provide the ordered cultivar we will substitute with a cultivar of similar type, color and bloom date.

**Adjustments** — If any plants fail to arrive or thrive please notify us in writing within 14 days of your shipping date. No adjustments will be made after this time frame.

## Nursery certifications

King's Mums LLC follows the USDA guidelines for selling plants in the State of Oklahoma and shipping to other states. We enclose copies of all certifications with every box.

We are certified for the following:

*Chrysanthemum White Rust*

*European Corn Borer*

*Japanese Beetle*

*Ozonium Root Rot*

## Non-organic nursery

We are a non-organic nursery and are required to treat with chemicals prior to shipping our plants. We treat all plants with fungicides and insecticides and this is non-negotiable. If you are an organic grower we do not recommend that you purchase from us.

### Contact Us!

14115 W. 56th St. S  
Sand Springs, OK  
74063

[www.kingsmums.com](http://www.kingsmums.com)  
[mums@kingsmums.com](mailto:mums@kingsmums.com)



[facebook.com/  
kingsmums](https://facebook.com/kingsmums)



*Instagram*

## INFORMATION KEY

Cultivars are grouped by the National Chrysanthemum Society (NCS) bloom class number.

### NCS Class Number

- Class 1 Irregular Incurve
- Class 2 Reflex
- Class 3 Incurve
- Class 4 Decorative
- Class 5 Intermediate Incurve
- Class 6 Pompon
- Class 7 Single & Semi-Double
- Class 8 Anemone
- Class 9 Spoon
- Class 10 Quill
- Class 11 Spider
- Class 12 Brush or Thistle
- Class 13 Unclassified (Exotic)

## Join the National Chrysanthemum Society

**A society organized by and for the amateur grower to increase general interest in the cultivation and improvement of the Chrysanthemum. Members receive a Beginner's Handbook and quarterly journal.**

**To Join:**

**Send \$20 payable to N.C.S.**

**N.C.S.**

**c/o Anette Lloyd**

**3325 Oakland Blvd.**

**Roanoke, VA 24012**

**Or Join online at  
[www.mums.org](http://www.mums.org)**

### Size Designation Key

The letters A, B, or C follow the class number and designate the cultivar's size.

**Class AA** cultivars are the largest chrysanthemum blooms and should be grown as disbuds.

**Class A** cultivars are large blooms and should be grown as disbuds.

**Class B** cultivars are medium size and normally grown as disbuds, but may be grown to spray form especially in classes 6, 7, 8, 9, and 12.

**Class C** cultivars are the smallest blooms, and are grown to spray form; these are not normally disbudded. Fine cut flowers for arranging.

### Bloom Periods

Dates given for each cultivar are the earliest and latest full bloom period. Full bloom occurs earlier in northern areas and later in the south. If no protective structure is available for finishing late blooming cultivars, care should be taken to select those that will bloom before the first frost in your area, or blooms may be damaged.

### Height Designation Key

These are general indications; as planting date, number of stops or pinches, and how late the stock was cut back will influence height.

Short ..... 1 to 2-1/2 feet

Medium ..... 2-1/2 to 4 feet

Tall ..... 4+ feet





## Irregular Incurve • Class 1

*These are the giants of the Chrysanthemum family, highly esteemed for their exhibition potential. Incurving blooms present a loose, more informal appearance than the regular incurve.*



**Bola de Oro** 1A  
Oct. 24 – Nov. 5

This ball of gold will please the most discriminating grower with its large size and perfect form. Florets incurve to build blooms of great depth with lower florets forming an attractive skirt. A moderately short grower producing upright blooms. Disbud to 2nd crown bud.



**Champagne Beauty** 1A -

Oct. 10 – Oct. 31  
Originally Introduced by Ted King for Joe & Elizabeth Miller. An unusual light champagne bronze bloom with a tightly incurving form. The blooms are long lasting on sturdy stems. Med height. Disbud to first crown.



**Crimson Tide** 1A  
Oct. 24 - Nov. 5

A large loosely incurving and reflexing bloom of crimson with bronze reverse. A stocky short grower makes this cultivar very good for container growing. Disbud to 1st or 2nd crown bud. Short.




**Fort Smith** 1A  
Oct. 13 – Oct. 26

Golden yellow blooms of large size. Flowers held perfectly upright on the strongest stems. An excellent show flower or distinctive addition to your garden. Med. height. Flower as disbud.



**Hagoromo** 1A Oct. 25 - Nov. 25

In Japanese Hagoromo can be a word describing a purple ornamental kale with frilly edges. Our purple and lavender flowers are large incurves, but for some growers the petals resemble a hairdo of curlylocks. The plant grows vigorously and the stems are strong and straight. Best as a disbud; tall.



**Goldfield** 1A  
Oct. 8 - Oct. 25

A deep golden yellow bloom of large size and an earlier bloom date than most in this class. Superb easy growing habit. Medium height. Flower as disbud.



**Jefferson Park** 1A  
Oct. 24 - Nov. 30

This lustrous light purple incurve is named after an awe inspiring alpine valley on the north side of Oregon's Mt. Jefferson. Strong erect stems and deep color make this an ideal show flower. Medium height. Disbud.



**Kokka Bunmi** 1A  
Oct. 15 – Oct. 28

A most fascinating and attractive incurving bloom with florets of lavender pink with purple reverse. A very typical Japanese style flower with a long skirt of trailing florets. An early bloom for this class. Med. height. Flower as disbud.



**Kokka No Waza** 1A  
Oct. 18 - Nov. 1

Cultivars of this quality and growth habit are rare. Large blooms of a pleasing pastel yellow in typical Japanese incurving form. A short growth habit makes it ideal for pot culture, especially Japanese Fukuska form. Short. Disbud to crown bud.



**Luxor 1A**  
Oct. 20 - Nov. 2

Lovely pink incurving blooms of superb form and substance. A relatively stocky grower. Disbud to crown bud.



**Mt. Shasta 1A**  
Oct. 28 - Nov. 10

A splendid white irregular incurve with impeccable form. Very large blooms of perfect incurving shape will please the most discriminating grower. Med. height. Disbud to crown bud.



**Nijin Bigo 1A**  
Oct. 18 - Oct. 30

From China comes this attractive incurving bloom of light bronze outer petals and crimson inside. Acquired through the courtesy of the Volunteer Conservatory in Seattle. Short. Flower to crown bud.



**Primrose Mt. Shasta 1A**  
Oct. 28 - Nov. 10

Mt. Shasta has been a favorite for many years and this light yellow primrose sport is just as good. Very large, loosely incurving blooms, produced upright on strong stems. Med. height. Flower to crown bud.

**Shirley Primrose 1AA**  
Oct. 15 - Nov. 16

This lovely yellow incurve has travelled from across the pond to join our collection. This flower is large with a tousled look to it. You'll have fun growing it to look like its cousins in the U.K. Disbud; tall.



**Woolman's Century 1AA**  
Oct. 10 - Oct. 25

This lovely, pale, lime green bloom was named to commemorate Woolman's (U.K.) 100th Anniversary. An easy grower, the blooms incurve and interlace in an intriguing fashion being supported on strong stems. Shade from first show of color to protect from fading. Medium height. Flower on 1st crown bud.



**Quan Yon Hung 1A**  
Oct. 20 - Oct. 30

From the conservatory in Shanghai comes this beautiful incurving bloom. Pink with purple on the inside of each floret. A short grower, very suitable for pot culture. Fine strong stems and dark green leaves. Short. Flower to crown or terminal bud.



**River City 1A**  
Oct. 15 - Nov. 6

To describe the color of this beautiful incurving bloom is difficult. A light champagne salmon will do. Very long bloom period. Short growing habit makes it ideal for pot culture. Flower to crown bud. Short.



**Whiteout 1A**  
Oct. 20 - Nov. 5

A large, paper white irregular incurve, with loosely incurving florets. A fine example of an exhibition type bloom for show or garden display. Blooms held perfectly erect. A short grower, ideal for pot culture. Flower on crown bud.

## Reflex • Class 2

Blooms in this class have florets fully reflexing and range in size from the very large English types to the medium size B blooms.



**Allyson Peace** 2A

Oct. 15 - Nov. 8

A large, bright flowered reflex of excellent form introduced by John Peace of the U.K. Typical of the large U.K. cultivars, it is best grown as a disbud. Med. height.



**Apricot Courtier** 2A

Oct. 10 - Nov. 9

The deep rich apricot color of this flower makes it a nice addition to our collection of reflexes. Good strong erect stems make a desirable growth habit. Best as a disbud. Med. height.



**Bill Holden** 2A

Oct. 10 - Oct. 24

Large blooms of an attractive pink color in a reflexing form. Strong upright grower will produce many flowers suitable for show or garden display. Medium height.



**Doreen Statham** 2B

Oct. 18 - Nov. 2

Another large flowering reflex typical of the large U.K. cultivars. Dark crimson flowers of perfect form with florets folding back to the stem. Excellent garden or exhibition cultivar with good size, quality and firmness. Flower to crown bud. Med. Height.



**Joyce Fountain** 2A Oct. 5 - Oct. 25


Bright red flowers in a reflexing form. Beautiful deep green leaves and strong stems for cutting or show. Medium height. Disbud for size.



**Pretty Polly** 2B

Oct. 10 - Oct. 24

An early purple reflex bloom with a silvery-pink reverse. A real oldie first introduced in 1963. Brought back for it's rich color and to fill the demand for earlier blooms. May be flowered as a spray or disbud. Medium height.



**Paint Box** 2B

Sept. 24 - Oct. 5

A deep brilliant orange reflexed bloom. Deeply reflexed florets laid perfectly to create an excellent show flower or top as cut flower.



**Samson** 2B

Sept. 28 - Oct. 15

Samson is one of our earlier flowering mums. A deep red reflex with perfect form, it needs little grooming for show. Can be grown as a disbud or grown to sprays for cut flowers. Medium height.



## Regular Incurve • Class 3

*Blooms in this class are formally incurved with the ideal bloom forming a complete ball. Florets are closely incurving in a compact manner with a smooth finish.*



**Derek Bircumshaw** 3(5)B  
Sept. 24 - Oct. 10

This is one of the most vibrant deep golden yellow incurved blooms we have ever grown. Very excellent bloom form, hard substance and a strong growth habit make this one of the top imports from England. Med. height. Disbud to crown or terminal bud. (Eng. 25a.)



**Gillette** 3A  
Sept. 25 - Oct. 20

An early blooming creamy white to primrose yellow incurve. More yellow in the north and cooler fall climates, and pure white under a warmer finish. Plenty of florets to form a complete ball. Good stems with closely spaced leaves. Med. height. Flower to crown bud.



**George Couchman** 3A  
Oct. 22 - Nov. 10

Bronze blooms with that hard, round finish and exceptional lasting quality. A Lawson introduction sure to please the discriminating grower. Med. height. Flower to crown bud.



**Le Mans** 3A  
Oct. 12 - Oct. 25

Large orchid and pink incurve of perfect form, produced on a short stem. An excellent potted plant. Needs no growth retardant. Strong and reliable. A French import. Short. Disbud to crown or terminal bud.



**Moira** 3A  
Oct. 26 - Nov. 5

A tightly incurving bloom of mauve with lavender reverse. A perfect ball of great poise and beauty. Blooms produced on very straight strong stems. Med. height. Disbud to crown bud. (Eng. 3a.)



**Heather James** 3B  
Oct. 18 - Nov. 1

Very compact blooms with reverse of bronze and inside showing bright red. Nicely formed with every floret perfectly in place to produce a smooth bloom. Blooms held erect on strong stems. Tall. Flower as Disbud.

## Decorative • Class 4

Class 4 blooms are more flattened with florets presenting a more open appearance with some reflexing and others partly incurving. They are particularly useful as cut flowers.



**Annie Girl** 4A

Oct. 14 - Nov. 11

This lovely pinkish purple decorative had its beginning in 1995 when Frank Mastro-mano propagated a stolen from a plant in his garden. He named it after his wife's (Karen) cat. Tall. Disbud to terminal bud.



**Coral Charm** 4C

Oct. 5 - Oct. 26

An intriguing decorative of coral to salmon color. An unmatched cut bloom and very long lasting. Grow as a spray. Medium height.



**Chelsea** 4(10)A

Oct. 20 - Nov. 6

We are bringing back this cultivar which was originally introduced for sale by Ted King in 1969. A very large, quilled pink decorative. The closely laid petals are tubular but opened at the ends. Short Height. Best grown as a disbud.



**Fireflash** 4B

Oct. 24 - Nov. 2

The most popular red/bronze decorative for many years. Needs protection against freezing in winter. Medium height. Disbud to crown or terminal bud.



**Frosty Time** 4B

Oct. 22 - Nov. 5

Shining pure white blooms. Good for cut flowers. Strong, spreading growth habit. May be disbudded but best grown as a spray. Med. height.



**Indian Summer** 4(2)B

Sept. 22 - Oct. 10

Large bronze blooms. A vigorous early blooming cultivar that is popular for both cut flower and show potential. Disbud to 2nd crown or terminal bud, or grow to sprays. Med. height.



**Honeyglow** 4B

Sept. 26 - Oct. 12

A large reflexing flower of superb quality and fullness. The rich orange amber color makes it a most attractive cultivar. Medium height. Flower to sprays or disbud.





### **Jackstraw 4B**

Oct. 20 - Nov. 5

Brilliant yellow blooms with quilly upright florets, feathered at the ends. A very unusual and beautiful cut flower. Med. height. Flower to sprays.



### **Miss Goldie 4C**

Oct. 10 - Oct. 28

Our best golden yellow, early blooming cut flower. Long lasting blooms. Tall. Flower to sprays.



### **Obsession 4C**

Oct. 24 - Nov. 10

A marvelous cut flower of true pink color. Center of blooms are a deeper shade of pink that immediately catches the eye. Fine terminal sprays. Med height. Flower to sprays.



### **Seaton's Je'Dore 5(4)A**

Oct. 25 - Nov. 10

One of the largest decorative blooms we have ever grown. Very deep light pink flowers of exceptional lasting qualities. Strong vigorous upright growth. Tall. Flower to crown or terminal bud.



### **Piranga 4B**

Oct. 15 - Oct. 29

Small, deep red blooms with golden undersides. Upright grower with strong stems. Good for cut flowers. Grow as a spray. Tall.

## Intermediate Incurve • Class 5

Flowers in this class are not as incurving as the regular incurve and are generally smaller than the large irregular incurve. Florets are shorter and present a more open appearance.



**Alexis** 5A

Oct. 15 - Oct. 25

A very large perfectly formed pink incurving bloom of exceptional merit. This has all the potential of becoming a top show bloom. Disbud to crown bud. Med. height. (Eng. 25a).



**Apricot Alexis** 5A

Oct. 15 - Oct. 25

Blooms of this size in light apricot Bronze are rare. All the excellent Incurving form of the parent "Alexis" Disbud to crown bud. Medium height



**Lynn Johnson** 5A

Sept. 28 - Oct. 15

This is an early blooming white Incurve with a very good, long lasting substance. Very similar to Pat Lawson but 4-5 weeks earlier. Best as a disbud.



**Norton Vic** 5B

Oct. 24 - Nov. 15

A seedling from John Nevill in the U.K., this compact purple intermediate incurve with silver back will be an attractive addition to any collection. Flower to disbud on second crown.



**Pat Lawson** 5A

Oct. 30 - Nov. 15

Grown by Harry Lawson and named for his wife. A wise choice, as this is an exceptionally fine cultivar. Blooms of excellent incurving form and solid substance. A glistening white of long lasting quality. Medium height. Best as a disbud.



**Rebecca Walker** 5(3) A  
Sept. 26 - Oct. 10

An early incurve for everyone. Perfectly poised bright yellow incurves of solid substance and in bloom before frost. Form will vary from a perfect incurve to incurves with centers slightly depressed. Med. height. Disbud to 1st or 2nd crown bud.



**Gertrude** 5B  
Oct. 15 - Oct. 25

We like to think of Gertrude as our fuzzy pink friend because of the tiny hair-like pubescence covering the petals. It is a pastel pink incurving bloom with a short growth habit. Disbud or enjoy as garden flowers.




**Rosedew** 5A  
Oct. 5 - Oct. 27

This is an early blooming, old favorite that we are offering again. A rosy pink intermediate incurve, that blooms with a durable hard finish, produces good exhibition or garden flowers. A fairly low grower that looks good in containers. Flower on 2nd crown bud. Medium short.



**Savanna Charlton** 5A  
Sept. 14 - Oct. 10

This large, light pink, early-blooming disbud will especially delight northern growers who worry about an early frost. It is a fine example of an exhibition type bloom for show or garden display. Best grown as a disbud. Medium height.



**St. Tropez** 5B  
Oct. 25 - Nov. 10

This French import of incurving form is a deep crimson with bronze reverse, not a common color. Bred for use as a pot plant with strong stem and foliage. Will grow to 15 or 20 inches high. Short. Best flowered as disbud.



**Suzanne Etheridge** 5A  
Oct. 5 - Oct. 20

Yellow incurving blooms of perfect form. One of the best from Harry Lawson. Early blooming and flowers produced on strong stems. Med. height. Flower to crown bud.



**Primrose Tennis** 3A  
Oct. 4 - Nov. 15

This is a perfect light yellow incurve that is an early bloomer. Strong upright stems make it very desirable. Tall. Grow as a disbud.

## Pompon • Class 6


*Cultivars in this class produce masses of bloom with an ease that makes the pompon a most popular cut flower. They are mostly grown to sprays.*



### Feeling Green 6B

Oct. 14 – Nov. 1

A glowing green Pompon that gradually fades to a beautiful mint color as it develops into a ball. It is a vigorous grower with many blooms and long laterals making it desirable as a cut flower or fine NCS terminal sprays. Grow as a spray. Tall.



### Kelvin Mandarin 6B

Oct. 22 - Oct. 28

Pompons with the desired round form and rich deep orange color are rare. This is exactly such a cultivar. Very good terminal spray form and vigorous growth habit. Med. height. Flower to sprays.



### Kelvin Tattoo 6C

Oct. 22 - Nov. 10


Small ball shaped blooms of rich gold color with a stunning red spot at the center. Most eye appealing and wonderful long lasting cut flowers. Flower to sprays. Med. height.



### Kermit 6C

Oct. 18 – Nov. 5

A delightful sea green pompon producing excellent sprays with long laterals and long lasting blooms. Petals have a tinge of white. Flower to sprays. Med. height.



### Lavender Pixie 6C

Oct. 10 - Oct. 25

A little jewel of lavender pink with perfect round button form. A relatively short grower that produces fine terminal sprays. Try this one in pots. Med. short. Flower to sprays.



### Moonbeam 6A

Oct. 22 - Nov. 5

A solid white pompon of perfect form, and when disbudded to single blooms, is a blue ribbon show flower. Vigorous, easy grower. Tall. Disbud or flower to sprays.



### Statesman 6C

Oct. 19 - Nov. 4

We believe this is the finest formal golden yellow button pompon available. An easy growth habit with stems producing long lasting terminal sprays. Med. height. Flower to sprays.



## Singles/Semi-doubles • Class 7

*We believe this is the most outstanding collection of singles and semi-doubles in the U.S. For large flowering cultivars disbud to one flower per stem. Smaller flowering cultivars make excellent sprays for cut flowers.*



**Domingo** 7(2) A  
Oct. 22 - Nov. 5

A huge deep crimson single when grown under warm fall conditions, as in California. In cooler northern areas, it will be a large reflexing bloom at development. Disbud to crown or terminal bud.



**Frosty Morn** 7C  
Oct. 1 - Oct. 22

Has exciting semi-double blooms with purple centers and white at the tips on each petal. An early bloomer. Flower to sprays. Medium height.



**Icy Isle** 7A  
Oct. 18 - Nov. 1

A large pristine white daisy style mum of exceptional quality. Florets spread flatly from its yellow center. Best as a disbud, but fine as a spray. Tall. Flower to sprays or disbud.



**Peggy Stevens** 7A  
Oct. 26 - Nov. 15

A stunning large yellow single. Grow as a disbud show flower or enjoy a profusion of blooms from the largest daisy style in our collection. Tall. Flower as disbud or to sprays.



**Radiant Time** 7C  
Oct. 15 - Oct. 30

Stunning bi-colored blooms of yellow and orange/red. Fine for cut flowers, along the front of borders or grown in pots. Flower to sprays. Short in height.



**Rage** 7C  
Oct. 10 - Oct. 27

A flaming single that attracts immediate attention. Good in pots or as an accent to the flower bed. Very long lasting. Medium. Flower to sprays.



**Yodogimi** 7B  
Oct. 22 - Nov. 5

A most unique and fascinating flower. Dark red semi double blooms with each floret tipped in gold. These exquisite flowers will delight the most jaded grower and add distinction to any bouquet arrangement. Med. height. Flower to sprays for best effect.



## Anemone • Class 8

*This flower is like a single with the center florets, or disk, elongated and modified. These fine cut flowers are excellent for show or garden and grown to sprays or disbudded for show.*



### **Anderton** 8B

Oct. 1 – Oct. 22

Bred by Eric Anderton in Lancashire, England. A brilliant, pure yellow Anemone with impeccable form and a cushion reminiscent of a honeycomb. Disbud to terminal bud or flower to sprays. Med height.



### **Cloverlea Sunshine** 8A

Oct. 10 - Oct. 20

A large marigold yellow anemone with an almost orange disk. An early bloomer that will be popular as a disbud or grown to sprays. Med. height.



### **Daybreak** 8A

Oct. 22 - Nov. 2

A large apricot orange anemone with large orange cushion. A blue ribbon show flower. Best disbudded. Med. height.



### **Mancetta**

**Sunset** 8B

Oct. 15 - Nov. 15

An introduction from the U.K., this lovely anemone has bronze colored ray flowers and yellow disc flower. Tall. Disbud to terminal bud or flower to sprays.



### **One Scoop** 8B

Oct. 10 – Oct. 25

One Scoop is a delightful anemone which will make a wonderful, showy addition to your garden or to the show table. It also will work for bouquet work. It can be disbudded for larger flowers or will have multiple blooms per stem for cut flower growers. One Scoop, which looks like a scoop of ice cream in the middle of a bowl, was graciously made available for our catalog by the breeder, Tony Dorman. Medium height.

### **Mankato** 8C

Oct. 10 - Oct. 25

Glistening white anemone blooms born in large bouquets. Green center turns to pure white at maturity. Certainly an outstanding cut flower of fine lasting qualities. A relatively short grower for a cut flower and an easy grower. Medium. Flower to sprays.



**Purple Light** 8A

Oct. 18 – Oct. 30

This purple sport of First Light is sure to catch the eye of the judge. The color is outstanding, and took best anemone at the national show in 2002. It's easy growth habit and color make this a must for any grower. Med. height. Flower to disbud or sprays.



**Seaton's Ruby** 8A

Oct. 22 – Nov. 10

A large size bloom with red ray and center cushion florets. Blooms of this size and color in this class are rare indeed. Center cushion is very prominent. Tall. Flower to crown or terminal bud.



**Shock** 8C

Oct. 18 - Nov. 5

A dark purple anemone with centers deeper in color than disk florets. A stunning bloom that really turns heads. Medium. Flower to sprays.



**PromKing** 8A

Sept. 22 - Oct. 10

A gift of mother nature is this stunning apricot bronze sport of the ever popular Prom Queen. The same easy growth habit as its parent in a warm color that holds well. Disbud to terminal buds or flower to sprays. Med. height. Flower to sprays or disbud.

**Prom Queen** 8A

Sept. 22 - Oct. 10

If you have been looking for a large clear pink anemone with large well developed cushion and evenly spaced ray florets, then look no more. Med. height. Flower to sprays or disbud.



**Sunspot** 8C

Oct. 28 – Nov. 15

This anemone bloom has a golden yellow center surrounded by a row of red ray petals making a striking contrast. Very long lasting blooms make good cut flowers. Tall. Best as a spray.



**Vesuvio** 8C


**Yellow Vesuvio** 8C

Oct. 15 - Oct. 30

Some of our customers call this the 4th of July mum because the outside tubular florets remind them of fireworks. Available in white or yellow. Medium height. Flower to sprays.

## Spoons • Class 9

*These flowers are essentially the same as the single or daisy type except for the florets being spooned on the ends. These are easy to grow and add much color and interest to the garden.*



### **Fantasy 9C**

Oct. 16 - Oct. 26

Pink spoon tips with cream tubes, describes this old-fashioned-looking flower. Grow to sprays. Med. height.

### **Kimie 9A**

Oct. 18 - Oct. 29

Long spooned yellow florets in a single row around a small disk. Florets slant stiffly out and are very weather resistant. Disbud to terminal bud or grow to sprays. Tall.

### **Maryl 9C**

Oct. 13 - Nov. 15

This spoon makes a great cut flower or a colorful addition to any flower bed. The pink tubes, red spoons, and yellow center are striking. A strong erect growth habit with numerous laterals and a long bloom season are very desirable. Grow as a spray. Tall.

### **Matchstick 9C**

Sept. 30 - Oct. 14

This early blooming spoon has bright yellow tubes with red spoons which almost make you think you could strike it like a . . . wooden match! A delightful addition for bouquets and flower arrangements, and should be grown as a spray. Medium height.



### **Oriental Knight -**

9/10A Oct. 23 - Nov. 13


This cultivar was listed in Ted King's first catalog in 1952. A dark plum/purple spoon or quill with a slight silver reverse, the darkest of any flower in our catalog. Flower arrangers will love this one. Tall. Grow as disbud or spray.



### **Redwing 9A**

Oct. 24 - Nov. 5

Bronze tubular florets stand out perfectly flat and dark crimson tips make a most eye catching bloom. Flower to sprays or disbud to terminal bud. Med. height.



### **Whirlaway 9C**

Oct. 10 - Nov. 5


This spoon is very attractive with pink tubes and darker pink spoons. A spot of purple appears to be tucked inside the spoon. Tall strong stems make it a good cut flower. Long lasting blooms.



## Quill • Class 10

Quills have tubular florets that may be straight spooned or slightly turned on ends and are completely double, showing no open center.

They are similar in bloom form to the spiders.



### Judith Baker 10A

Oct. 1 - Oct. 30

Lovely deep bronze quill hybridized by Irv Baker in California. Ease of cultivation and exhibition size blooms will make this plant a popular addition to your collection. Flower to crown bud or terminal bud.



### King's Delight 10A

Oct. 18 - Nov. 1

As close as you can get to a true pink. A large and showy quilled bloom. Tall. Disbud to crown or terminal bud.



### Lola 10A

Oct. 5 - Oct. 23

This very large lavender pink quill fills a need for those desiring early blooms. A huge spreading flower of medium size florets. A vigorous, easy to grow cultivar that will support many large blooms. Excellent stem and foliage. Flower to crown or terminal bud.



### Seaton's Ashleigh 10A

Oct. 26 - Nov. 10

This is one of several cultivars named for Seaton's grandchildren. We thank the Seaton's for sending this fine purple quilled flower. It meets all the requirements for a top show bloom in this class. Long lasting and weather resistant. Med. height. Flower to crown or terminal bud.



### Saffina 10A

Oct. 26 - Nov. 14

Saffina is a stunning, vibrant quill with a radiant green center. The petals are a fiery orange with yellow tips. It is best grown as a disbud, but is still useful in bouquets and floral arrangements even if it is not disbudded. Tall.



### Seaton's Coffee 10A

Oct. 25 - Nov. 10

Deep bronze quilled blooms of large size with tubular florets of firm substance. The name of this plant was misspelled as "Toffee" many years ago and we were recently notified by the breeder. Good strong stems that hold blooms perfectly erect. Long lasting and weather resistant. Med. height. Disbud to crown or terminal bud.



### Shamrock 10A

Oct. 13 - Oct. 30

A chartreuse quill whose color is like the safety vests worn by highway workers. Long florets radiating from a green center and each tipped with green. Disbud to 2nd crown or terminal bud. Med. height.




### Shelbers 10A

Oct. 25 - Nov. 30

This large bold pink spoon is beautiful when grown as a disbud. The light pink petals contrast nicely with the darker pink spoons. A tall robust grower with strong stems, Shelbers will be exciting to grow either for show or as an addition for the hobbyist. Best as a disbud; tall.

## Spiders • Class 11

The most exotic of the *Chrysanthemum* Family. They are sometimes referred to as Fuji Mums and may have thin, threadlike florets to heavy bold florets that are coiled or fishhooked on the ends.



### **Chesapeake 11A**

Oct. 10 - Oct. 23

An outstanding, very full white spider of large size and excellent long lasting substance. Earlier than most spider types. Disbud to crown or terminal bud. Tall.



### **Downpour 11A**

Oct. 15 - Nov. 2

Hundreds of fine white petals burst from full centered blooms. This beautiful spider will capture and hold your attention. Tall. Best grown as a disbud.

### **Coral Reef 11A**

Oct. 16 - Oct. 26

A large attractive spider mum in the most fascinating colors of coral, orange and gold. This cultivar has everything going for it. The beautiful brilliant colors are enhanced by attractive dark green foliage and sturdy stems which hold blooms erect. Disbud to 2nd crown or terminal bud. Med. height.



### **Equinox 11B**

Oct. 10 - Oct. 25

A bright yellow spider with an early bloom date and short growth habit. Makes an excellent potted plant. Short. Flower to crown or terminal bud.

### **Descanso 11A**

Oct. 24 - Nov. 15

A huge bronze spider of show quality. Blooms are born squarely on strong stems. Named to honor the 64th annual show and meeting of the National Chrysanthemum Society, held at Descanso Gardens in Southern Calif. Medium height. Flower to crown bud.



### **Evan's Dream 11A**

Oct. 18 - Nov. 5

A huge attractive light pink spider with a white center, this impressive cultivar was developed by Ted King from a Japanese seedling. Tall. Best grown as a disbud.





## **Evening Glow** 11A

Oct. 18 - Oct. 28

An exceptionally large-spreading spider, of an unusual light salmon rose, shading to bronze. Medium size florets of good substance and full centers. Med. height. Disbud to 2nd crown or terminal bud.



## **Flair** 11A

Oct. 22 - Nov. 10

A large deep orchid spider. A producer of gorgeous blooms from bud opening to full bloom. Shorter growth habit than most spiders. Flowers well-supported on strong stems. Med. height. Flower to crown or terminal bud.



## **Fleur de Lis** 11A

Oct. 18 - Oct. 25

We are proud to offer this exquisite purple spider mum. This is among the finest large spiders we have had the pleasure of growing. Hundreds of fine lacy florets spill in a graceful arch from very full centers. Short. Disbud to crown or terminal bud.



## **Golden Rain** 11A

Oct. 22 - Nov. 5


A sight to behold. Very cascading long golden florets curl and interlace in a fascinating form that is almost unreal. Florets would extend to 15 inches if held out. A lovely show flower or garden masterpiece. Med. height. Disbud to crown or terminal bud.



## **Goldilocks** 11A

Oct. 28 - Nov. 12 Tall

Rich golden yellow spider of large size developed by Ted King. Strong stems hold blooms erect. Disbud to crown for earliest blooms.



## **Icicles** 11A

Oct. 23 - Nov. 3

Rarely do we find a spider with such a unique look. Purest white slender tube florets with tip ends notched and open as though they had burst. Med. height. Disbud to terminal bud.



## **Lava 11A**

Oct. 15 – Nov. 2

Long buff yellow florets with slightly curled ends of light red. Earlier than most spider types and a beautiful sight to behold. Medium height. Disbud to crown bud.



## **Mystic 11A**

Oct. 25 – Nov. 30

Mystic is reminiscent of an early morning with mist settling in a valley. This spider has many fine thin petals which are a bluish pink with pale yellow tips. Stems are very tall with many laterals. Disbud; tall.



## **Mocha 11A**

Oct. 18 – Nov. 3

This dusty mauve colored spider brings to mind a cup of creamy coffee. The large tubed petals have burgundy tips. Medium height. Flower on crown or terminal bud.



## **Natalini 11A**

Oct. 13 – Nov. 12

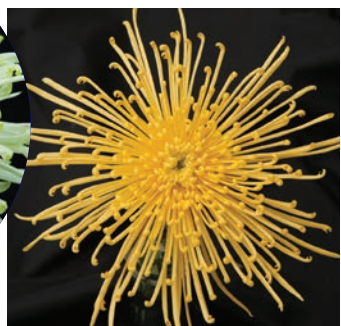
Named for one of Ray & Kim Gray's granddaughters, this is a lovely pink spider with long fine petals. Great as a disbud. If not disbudded there are numerous long laterals producing fine cut flowers. Disbud or sprays. Tall.



## **Nightingale 11A**

Oct. 24 – Nov. 2

This is the original green or chartreuse colored spider. A unique color that is very attractive and different. Keep shaded to protect color during bloom period. Medium height. Flower to terminal bud.



## **Oregon City 11A**

Oct. 5 – Nov. 10

Named in honor Ray & Kim Gray's hometown. It is one of our earliest blooming spiders. Similar to Golden Splendor in form but blooming two weeks earlier. A good addition to our spider collection because of the early bloom date. Best as disbud but can be grown for cut flowers. Tall.





**Seaton's Galaxy** 11A  
Oct. 22 - Nov. 5

One of the finest spiders we have ever had the pleasure of growing. Blooms of deep, almost florescent, purple with crimson tips. Florets of medium size that stand out stiffly. Tall. Disbud to crown or terminal bud.



**Senkyo Kenshin** 11A  
Oct. 24 - Nov. 10

A large dark bronze spider of solid substance. Tubular florets stand stiffly out from very full centers. Uniform blooms of exceptionally long life. Med. height. Flower as disbud.



**Symphony** 11A  
Oct. 10 - Oct. 26

A large bronze spider with fine lacy florets and great spread. This is truly a "symphony" of color and form. Blooms produced on good stems in perfect poise. Tall. Disbud to crown or terminal bud.



**Vienna Waltz** 11A  
Oct. 18 - Oct. 25

A perfect picture of grace and beauty is this stunning lavender pink spider. Long tubular florets flow from full centered blooms of large size and long lasting substance. Best as a disbud, but many will also like this as a spray. Medium height. Flower to 2nd crown or terminal bud.



**Wind Dancer** 11A  
Oct. 15 - Oct. 30

A fantastic light bronze spider mum laced with hundreds of fine florets arranged in perfect symmetry. Very full with a long bloom period. Medium height. Flower to crown or terminal bud.



**Zaryah** 11A  
Oct. 15 - Nov. 5

The glow on the horizon before sunrise and after sundown has a name in the Russian language: Zaryah. This beautiful bronzy-orange spider originated in Japan and was selected by Ted King. It is expected to become a favorite both for the show table and as a focal plant in the landscape. Medium height. Disbud to terminal bud.

## Brush and Thistle • Class 12

The flowers of the unusual Saga type are what the Japanese call broom-shaped flowers. The floret structure is very thread-like and does not open out flat, but stays in a brush-like upright position. Ise type resemble thistle flowers in form.



### **Aoi** 12C

Oct. 18 - Oct. 30

A purple thistle type. Blooms are produced in profusion.

A very unusual airy look. Great for arrangements.

Med. height. Flower to sprays.

### **Saga Nishiki** 12C

Oct. 26 - Nov. 5

Brilliant orange and gold describe these brush style blooms. Flower to sprays. Med. height.



### **Saga No Izumi** 12C

Oct. 20 - Oct. 30

Bright golden yellow brush style blooms of long lasting quality. Med. height.



### **Saga No Yuki** 12C

Oct. 18 - Oct. 28

These beautiful white brush style blooms mix well with other flower types. Flower to sprays. Medium to tall.



### **Wisp of Pink** 12C

Oct. 22 - Oct. 30

A delightful addition to our brush and thistle collection is this airy pink thistle type. Flower to sprays. Med. height.

## Exotic or Unclassified • Class 13

These flowers offer a variety of interesting bloom forms that do not conform to other classifications. Most are best grown as disbuds, but can also be grown to sprays.



**Diane Stokes** 10(13)A  
Oct. 28 - Nov. 15

This captivating quilled bloom has deepest maroon tips with silver ray florets. The name of this plant was misspelled as "Diana" many years ago and we were recently notified by the breeder. Med. height. Flower to crown or terminal bud.



**Fort Vancouver** 13A  
Oct. 20 - Nov. 10

Fort Vancouver, with its pinkish bronze color, is a nice addition to this classification. The flower is attractive with its open center and the lower florets in a quilled tubular form. Best as a disbud. Medium height.



**Lili Gallon** 13A  
Oct. 20 - Oct. 30

A large showy reflexing bloom of unusual color combination. Very long deep wine purple florets that curl to show stunning reverse color of silver. A unique short-growing French cultivar. Short. Disbud to 1st crown buds for fullness.



**Lone Star** 13A  
Oct 1 — Oct 22

An enticing bloom of glistening pure white. Lower florets radiate out in quilled tubular form while center florets are incurving and strap shaped. An excellent cultivar for late season exhibition or cut flower. Flower on 1st or 2nd crown bud. Medium height.



**Pacificum** 13C  
Oct. 22 to Nov. 5

(*Ajania pacifica* - The Silver and Gold Chrysanthemum) hardy Chrysanthemum with handsome silver-edged dark green leaves and small golden bud-like flowers formed in large clusters. Easily propagated and pest resistant. Will grow in zones 5 to 9 and zone 4 with protection. Short. Flower to sprays.

**Saba** 13(8) B  
Nov. 1 — Nov. 14

This exotic looking mum is a unique cut flower with long laterals. It features stunning ribbon-like dark purple petals edged in white with a lime green center. It performs well either as a disbud or spray for design work. Tall.



**Satin Ribbon** 13A  
Oct. 18 - Oct. 26

This cultivar has unusual and attractive open centered blooms of shining pink. The trailing petals are reminiscent of a beautiful satin bow on a gift box. Disbud to 2nd crown or terminal bud. Good as disbud or spray. Tall.





## Garden Cushion Mums

*These are some of the finest and most popular garden mums attainable. All are low growers, self-supporting, and bloom from September to early October. Some will also bloom in late May and June.*



### **Anthem** 7C

Oct. 2 - Oct. 24

We recommend this very dwarf brightyellow semi-double for its prolific bloom habit and compact growth. Bloomsdensely cover the plant to form a solid blanket of vivid yellow color. Fine for borders, bedding or containers. Short. Flower to sprays.



### **Coral Daisy** 7C

Sept. 14 – Oct. 1

Large pink daisy flowers on tall stems for a garden mum. Has the upright, free ranging growing habit of older cultivars. Tall.



### **Curlew** 4C Sept. 25 - Oct. 15

Pink decorative blooms born onvigorous, well-rounded plants. A standout cushion mum with goodcolor retention and long bloom life.



### **Donna** 9C

Sept, Wk 2

Donna is a lovely bright spot in any garden. With bright yellow spoon blooms starting in September, the single to multi levels of petals are sure to catch everyone's attention. Short.



### **Naha** 7C

Sept. 28 - Oct. 29

Small purple daisy that fades to an attractive lavender pink. Blooms completely cover foliage. Very short, strong grower.



## **Rome** 8C

Sept. 24 - Oct. 30

This small flowered white anemone with a yellow center is a good addition to our garden mum collection. The growth habit produces a dense mound of flowers. Long lasting and compact.



## **Pumpkin** 8C

Oct. 5 - Oct. 22

This small orange anemone will produce a brilliant mound of color. Short. Also used as a bonsai or easily trained to tree style.



## **Triumph** 4C

Sept. 20 - Oct. 5

Butterscotch colored decorative blooms borne in great profusion, a standout in the fall garden. Free flowering.



## **Shaman's Vision** 10C

Sept. 28 - Oct. 20

A mound of small, pure white quilled blooms produced on a spreading low grower. Prolific, easy grower, and unusual bloom form.

## Cascades

*These small flowered types are best adapted to cascade use, but can be used in many other ways such as espalier, tree form, or allowed to grow naturally producing a mass of bloom, with little care. These are vigorous and easy-to-grow cultivars.*



**Bronze Fleece** 8C

Oct. 10 – Oct. 25

A very floriferous small bronze anemone, very suitable for cascade training. Earlier than most cascade types. Flowers with "Pink Fleece." Tall. Flower to sprays.



**Firefall** 8C

Oct. 22- Nov. 5

Bright red anemone blooms with red-bronze centers. A profuse bloomer and good grower well suited to cascade culture or grown upright as a cut flower. Tall. Flower to sprays.



**Golden Pinwheel** 9C

Oct. 13 - Nov. 10

This little spoon with pale yellow tubes and bright yellow spoons was featured as a cascade on the cover of our 2010 catalog. It is unusual because spoons don't usually lend themselves to be used as a cascade. Long lasting. Flower to sprays or cascade.



**Gum Drop** 8C

Oct. 20 - Oct. 30

This pretty little anemone has a very high yellow disk and short white ray florets which give it a most charming appearance almost like a miniature powder puff. Produces good terminal sprays and can be used as a small trained tree specimen. Med. height. Flower to sprays.



**Klamath Falls** 8C

Oct. 15 - Nov. 15

This bright yellow anemone has a small dark center which provides an interesting contrast. Used as a cascade, it provides a beautiful yellow carpet of flowers. Medium height. Flower to sprays.



**Kurume** 8C

Oct. 20 - Oct. 31

A deep red sport from Himegokoromo, with ray and center florets of the same color. A fine grower producing an abundance of blooms on limber stems, easily trained. Tall. Grow to sprays or cascade.



**Megumi** 8C

Oct. 20 - Oct. 30

This splendid golden yellow anemone is perhaps one of the best for extra large cascades. Blooms are exceptionally long lasting, and it blooms early enough for most show dates. Tall. Flower to sprays.





**Pink Fleece** 8C  
Oct. 15 - Oct. 30

A cascading variety with small anemone blooms of lovely pink color. Relatively early for a cascade, it flowers along with "Bronze Fleece." Tall. Flower to sprays.



**Rose Maiko** 8C  
Oct. 26 - Nov. 15

A light rose colored sport from Maiko. Very floriferous, producing hundreds of small attractive blooms which are long lasting. Very good for training to tree form. Med. height. Flower to sprays.



**Seizan** 8C  
Oct. 14 - Oct. 27

A brilliant yellow anemone that blooms earlier than most. Very heavy bloomer and flowers last from 3 to 4 weeks. A most popular cascade type. Tall. Flower to sprays.



**Snowfall** 8C  
Oct. 15 - Oct. 28

A mass of cascading white blooms. Flowers are very long lasting. One of our earliest cascades. Tall. Flower to sprays or cascade.



**Sozan** 8C  
Oct. 20 - Nov. 1

Dark rosy purple 2" anemone blooms of lasting quality. This cultivar makes a large cascade and is noted for the longevity of its bloom time. Grow to sprays.



**Vernal Falls** 8C  
Oct. 15 - Nov. 5

Light orange bronze anemone blooms, born in great profusion. A fine cascade cultivar that is also effective trained upright against a trellis or fence. Tall. Flower to sprays.

## Gnomes

Low growing, mounding types with small leaves and blooms of anemone and daisy style. Bushy, free branching strong stems. Height from 8 to 15 inches. Most are bred for training to bonsai style and are also excellent for container and landscape planting.



### **Crystal Falls** 8C

Oct. 15 – Oct. 26

A naturally spreading type with long lasting white anemone blooms. A natural for a cascading bonsai or hanging basket. Also useful for bedding or large border. An exceptionally easy growth habit with strong woody stems. Low. Flower to sprays.

### **Chidori** 7C

Oct. 16 - Oct. 26

Very small, white single flowers, produced on a dwarf grower that develops large trunks and many branches. Short.



### **Hatsune** 8C

Oct. 16 - Oct. 25


A small, solid yellow anemone. Develops many branches, good trunk, and strong surface roots. Short.



### **Kotoi No Kaori** 8C

Oct. 22 - Nov. 10

Golden bronze anemone with red ray florets. Very free flowering and adaptable to most any style. Short.



### **Yukari** 7C

Oct. 18 - Oct. 28

Very small, pink, single flowers, with short florets. A dwarf grower. Good for miniature types of all styles. Short.

## King's Collections

*These collections have been carefully selected to give novice and experienced growers the advantage of over 40 years of growing and exhibiting experience. All have our highest recommendation. All varieties (except in the Surprise Collection) are individually labeled.*

### Garden Mum Collection – 9

Not Pictured - See pages 26-27.

Anthem	Donna	Rome
Coral Daisy	Naha	Shaman's Vision
Curlew	Pumpkin	Triumph



### Spider & Quill Collection – 15

Chesapeake	Judith Baker	Seaton's Ashleigh
Coral Reef	Lava	Seaton's Galaxy
Evan's Dream	Lola	Senkyo Kenshin
Evening Glow	Natalini	Symphony
Flair	Nightingale	Zaryah

### Mini-Surprise Collection – 15

If names are not important, let us surprise you with a collection of various Chrysanthemums. Because they are not labeled with a name, we can pass along a substantial price reduction. A smaller version of the Surprise Collection

15 rooted cuttings.

### Autumn Glory Collection – 14

Large and small flowers selected for earlier blooms.

Derek Bircumshaw	Paint Box	Rebecca Walker
Equinox	Pretty Polly	Rosedew
Lone Star	Prom King	Samson
Lynn Johnson	Prom Queen	Suzanne Etheridge
Matchsticks	Purple Light	



Pictured as  
disbudded  
blooms

### Classic Incurve Collection – 7

George Couchman	River City
Maira	Savanna Charlton
Norton Vic	Suzanne Etheridge
Rebecca Walker	



### Giant Mum Collection – 8

Not Pictured. The largest incurving blooms in our catalog.

Bola de Oro	Nijin Bigo	River City
Kokka Bunmi	Primrose Mt. Shasta	White Out
Kokka No Waza	Quan Yon Hung	

### Surprise Collection – 30

If names are not important, let us surprise you with a collection of various classifications. These have been selected for their wide range of color and blooming habit. Because they are not labeled with a name, we can pass along a substantial price reduction.

30 rooted cuttings.



## Gardening Products

All Items are Postage Paid

### Twistems - 4" & 6"

Plastic covered wire twisties just right for tying your plants. Sold in bundles of 500 each.

### Labels – 6" white plastic, bundle of 100

Durable plastic labels for use in individual pots.



## Chrysanthemum Publications

The National Chrysanthemum Society publishes a good selection of books and pamphlets dealing with almost every aspect of amateur Chrysanthemum growing. Single copies are postpaid.

### Advanced Growers Handbook

Covers in detail all aspects of amateur chrysanthemum growing.

### Beginners Handbook

A 48-page book covering all the basics of soil, fertilization, pinching, the production of terminal sprays, black cloth shading and temperature effects, dwarfing chemicals, insects and diseases.

**Care of Stock Plants – Rooted Cuttings** A 6-page illustrated pamphlet telling how to have success rooting your own cuttings.

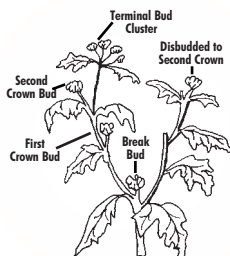
### Chrysanthemum Culture in the Home Garden

A 16-page well-illustrated pamphlet for beginning with chrysanthemums in the home garden. Culture and tips.

**Mums the Word: Secrets to Growing Chrysanthemums for Home and Show** Author, Pat Stockett Johnston says, "I wrote it to help novices grow mums. . ." The paperback book clearly describes in a month-to-month format how anyone can successfully grow large beautiful blooms; 38 pages, colorful descriptive photographs.

## Growing Tip: Crown Buds or Terminal Buds?

We are often questioned about the difference between crown and terminal buds. The most important considerations are time of flower development, size, color, and fullness of bloom. Terminal bud selection will create the deepest bloom color, but smaller flower size and later bloom date. Crown bud selection insures the largest and fullest disbudded blooms and will bloom somewhat earlier than terminal blooms, but will often lack the deepness of color. Crown buds are the



first buds to appear and are always single buds surrounded by vegetative buds. These are often not observed and are quickly dwarfed by the surrounding vegetative growth. Terminal buds for disbudding are selected from the largest bud in a terminal bud cluster, generally the centermost bud. Surrounding smaller buds are removed. This disbudding should be done as soon as removal of surrounding buds can safely be done without damage to the center bud.

## Plants Too Tall?

Most mums are tall growers, except for the garden cushion mums and a few short growing large flowered types. This of course means staking and tying as they grow in order to keep them upright. If you want shorter plants, we suggest a severe final cutting back to 6 or 8 inches from the ground as late as the end of July. Always leave some green leaves below the cut point, and from these leaves will come new branches which will easily grow to two or three feet by bloom time.

We plant our rooted cuttings in our greenhouse in mid June with a pinch to the tip at planting time. These plants mature to three feet tall by bloom time in October or November. The latitude that you are growing in will determine the final cut back date. In the northern states of Oregon and Washington and east on this latitude, June may be your last cutting back. In southern states, a later cutting back in early July may be more suitable.

[www.kingsmums.com](http://www.kingsmums.com)  
[mums@kingsmums.com](mailto:mums@kingsmums.com)

## GROWING INSTRUCTIONS

**Best Planting Time:** The large flowered types should be planted as soon as weather and soil conditions permit. Small flowered types can be planted as late as July.

**Soil Preparation:** Chrysanthemums will grow in almost any soil type, but the addition of humus materials such as manure, compost, leaf mold, or peat moss is very beneficial. Superphosphate at the rate of 3 lbs. per 100 square feet is recommended. Gypsum or Dolomite lime is also recommended at a rate of 10 lbs. per 100 square ft.

**Planting:** Shallow planting, no deeper than the plant was in its rooting mixture. Initial planting should be into small pots until established and growing well. Space 15 inches apart in all directions. Good drainage is most important.

**Cutting Back:** If your plants are more than 10" tall on July 1st, we recommend cutting back to 4" or 6", leaving some good green foliage or growth below the cut. The result will be shorter plants and better foliage at bloom time. On large flowered cultivars, select the most vigorous growth that results after the cut and make no further stops or pinches.

**Pinching:** When growth resumes after cutting back, removal of the very tip growing portion of the stem will promote more branching and flowers, and in some cases help determine bloom date. Large flowered types should not be pinched after July 15th. Small flowered late blooming types can be pinched up to Aug. 15th. An earlier pinch date will be necessary for September blooming types.

**Lateral Removal:** Large flowered types will only achieve their full potential of size and form if growth is restricted to several stems, three being an average. All side laterals or branches must be removed as they occur. Remove them when they are short and soft so they do not rob the stem and developing buds of potential growth.

**Disbudding:** Large flowered types will only reach their maximum size if flower buds are restricted one to a stem. For best results, remove all but the largest center bud in a terminal bud cluster when bud clusters are still very small. Terminal bud clusters will contain from 3 to as many as 5 buds. Crown buds which are the first to occur and are born singly, produce the earliest and largest blooms.

**Fertilizers:** The regular use of a high Nitrogen and Potassium fertilizer will greatly increase flower size and numbers. We recommend top dressing a slow release fertilizer such as Osmocote at planting time plus a weekly feeding of a high analysis liquid fertilizer such as Miracle Grow. After August 1st and until flower buds show, change to a fertilizer low in nitrogen or no fertilizer.

**Insects and Disease:** Careful monitoring of your insect population is important. Don't let development spread from a few plants. Spot treatment of individual plants, particularly in the case of aphids, can often prevent spread to a general infestation. Lack of thoroughness in treating the underside of leaves is usually the reason for rapid reinfestation. Don't use the same type of insecticide more than three successive times or insects may become resistant. Soap and light oil sprays are effective, but the target insect or mite must be contacted to be lethal. Don't use soap sprays on blooms.

**Winter Care:** Chrysanthemums on the whole are not entirely winter hardy in areas of hard freeze. In cold winter areas, dig up plants, prune back, and store in a protective area such as a cold frame, basement, or any area where they can be protected from freezing. If left in the ground, mulch heavily with straw, decomposed manure or similar materials. In warmer winter areas, don't be hasty to cut back old stems until signs of new growth begin at base of plant. If drainage is poor dig up and pot in a well drained potting mix.



## GROWING TIPS

**Season Long Blooms** – Growers living in the southern US and far west who enjoy a long warm fall should take advantage of the wide range of bloom dates that chrysanthemums offer. This can also apply to those who are able to finish blooms in a greenhouse. For blooms in Sept or early Oct, choose early blooming garden mums. From mid-Oct to early Nov, choose any of the many cultivars blooming at this time.

### Six Steps to Success

1. Upon receipt of your plants, transplant them into 4-inch plastic pots for 3-4 weeks until you move them outside or into larger pots. Use a good general purpose soil mix. Do not use a mix that is labeled “**moisture control**” as it will hold too much moisture
2. Plant in an area that receives at least a half day of sun or more.
3. Soil should be well drained. Raised beds are recommended.
4. Tall cultivars should be cut back so they are no taller than 6” by July 1. Cutting back can be done as late as mid July. In areas with warm fall climates, very tall cultivars can be cut back even later.
5. Fertilize at least twice a month with a high nitrogen, high potassium fertilizer. After Aug 1 switch to a fertilizer with no nitrogen.
6. Disbud large flowering types to produce a single huge bloom.

**Watering** – Over watering often causes the demise of mums by fostering root rot. Poor draining soil and too much rain are also culprits in mum death. A good rule of thumb is to let plants show signs of slight wilting before watering

to ensure that the plants truly need it. This also promotes a stronger root system.

### Provide Support For Your Plants

Most mums are tall growers and will need some kind of support. This is especially true in the fall when rain and wind can easily knock the plants over. Tomato cages are very easy to use and provide excellent support. Using twist ties to support plants on bamboo stakes also works. Garden mums and gnomes which are short and naturally branching will not need support.

**Prefer Earlier Blooms?** – If you want your mums to bloom earlier, you can shorten their day by giving them at least 14 hours of darkness in a 24 hour period. Build some kind of light weight frame over your plants. Cover the plants with black cloth or black plastic from 5 pm until 8 am daily from July 15th until Aug. 30th. If your evenings are warm, you can cover the plants later in the evening and then uncover them later in the morning. More detailed instructions can be found in our Beginner's or Advanced Growers Handbook.

**Planting in Pots** – growing in pots rather than planting directly into the ground is a good choice for many who have limited growing space. Pots can be moved to take advantage of sunlight and be brought inside when the weather turns very cold. Use at least 12-inch pots.

**Unwanted Light** – Make sure your growing area is free of any kind of light that will interrupt the normal period of darkness. Streetlights, porch lights, or even lights from passing cars may inhibit the setting of flower buds.

## PLANT INDEX

### A

Alexis	p. 10
Allyson Peace	p. 6
Anderton	p. 14
Annie Girl	p. 8
Anthem	p. 24
Aoi	p. 22
Apricot Alexis	p. 10
Apricot Courtier	p. 6

### B

Bill Holden	p. 6
Bola de Oro	p. 4
Bronze Fleece	p. 26

### C

Champagne Beauty	p. 4
Chelsea	p. 8
Chesapeake	p. 18
Chidori	p. 28
Cloverlea Sunshine	p. 14
Coral Charm	p. 8
Coral Daisy	p. 24
Coral Reef	p. 18
Crimson Tide	p. 4
Crystal Falls	p. 28
Curlew	p. 24

### D

Daybreak	p. 14
Derek Bircumshaw	p. 7
Descanso	p. 18
Diana Stokes	p. 23
Domingo	p. 13
Donna	p. 24
Doreen Statham	p. 6
Downpour	p. 18

### E

Equinox	p. 18
Evan's Dream	p. 18
Evening Glow	p. 19

### F

Fantasy	p. 16
Feeling Green	p. 12
Firefall	p. 26
Fireflash	p. 8
Flair	p. 19
Fleur de Lis	p. 19
Fort Smith	p. 4
Fort Vancouver	p. 23
Frosty Morn	p. 13
Frosty Time	p. 8

### G

George Couchman	p. 7
Gertrude	p. 10
Gillette	p. 7
Golden Pinwheel	p. 26
Golden Rain	p. 19

Goldfield	p. 4
Goldilocks	p. 19
Gum Drop	p. 26

### H

Hagoromo	p. 4
Hatsune	p. 28
Heather James	p. 7
Honeyglow	p. 8

### I, J

Idicles	p. 19
Icy Isle	p. 13
Indian Summer	p. 8
Jackstraw	p. 9
Jefferson Park	p. 4
Joyce Fountain	p. 6
Judith Baker	p. 17

### K

Kelvin Mandarin	p. 12
Kelvin Tattoo	p. 12
Kermit	p. 12
Kimie	p. 16
King's Delight	p. 17
Klamath Falls	p. 26
Kokka Bunmi	p. 4
Kokka No Waza	p. 4
Kotoi No Kaori	p. 28
Kurume	p. 26

### L

Lava	p. 20
Lavender Pixie	p. 12
Le Mans	p. 7
Lili Gallon	p. 23
Lola	p. 17
Lone Star	p. 23
Luxor	p. 5
Lynn Johnson	p. 10

### M

Mancetta Sunset	p. 14
Mankato	p. 14
Maryl	p. 16
Matchstick	p. 16
Megumi	p. 26
Miss Goldie	p. 9
Mocha	p. 20
Moir	p. 7
Moonbeam	p. 12
Mt. Shasta	p. 5
Mystic	p. 20

### N

Naha	p. 24
Natalini	p. 20
Nightingale	p. 20
Nijin Bigo	p. 5
Norton Vic	p. 10

# PLANT INDEX

## O

Obsession.....	p. 9
One Scoop.....	p. 14
Oregon City.....	p. 20
Oriental Knight.....	p. 16

## P

Pacificum.....	p. 23
Paint Box.....	p. 6
Pat Lawson.....	p. 10
Peggy Stevens.....	p. 13
Peter Magnus.....	p. 27
Pink Fleece.....	p. 27
Piranga.....	p. 9
Pretty Polly.....	p. 6
Primrose Mt. Shasta.....	p. 5
Primrose Tennis.....	p. 11
Prom King.....	p. 14
Prom Queen.....	p. 14
Pumpkin.....	p. 25
Purple Light.....	p. 15

## Q

Quan Yon Hung.....	p. 5
--------------------	------

## R

Radiant Time.....	p. 13
Rage.....	p. 13
Rebecca Walker.....	p. 11
Redwing.....	p. 16
River City.....	p. 5
Rome.....	p. 25
Rose Maiko.....	p. 27
Rosedew.....	p. 11

## S

Saba.....	p. 23
Saffina.....	p. 17
Saga Nishiki.....	p. 22
Saga No Izumi.....	p. 22
Saga No Yuki.....	p. 22
Samson.....	p. 6
Satin Ribbon.....	p. 23
Savanna Charlton.....	p. 11
Seaton's Ashleigh.....	p. 17
Seaton's Coffee.....	p. 17
Seaton's Galaxy.....	p. 22
Seaton's Je'Dore.....	p. 9
Seaton's Ruby.....	p. 15
Seizan.....	p. 27
Senkyo Kenshin.....	p. 21
Shaman's Vision.....	p. 25
Shamrock.....	p. 17
Shelbers.....	p. 17

Shirley Primrose.....	p. 5
Shock.....	p. 15
Snowfall.....	p. 27
Sozan.....	p. 27
St. Tropez.....	p. 11
Statesman.....	p. 12
Sunspot.....	p. 15
Suzanne Etheridge.....	p. 11
Symphony.....	p. 21

## T, U, V

Triumph.....	p. 25
Vernal Falls.....	p. 27
Vesuvio.....	p. 15
Vienna Waltz.....	p. 21

## W, X

Whirlaway.....	p. 16
Whiteout.....	p. 5
Wind Dancer.....	p. 21
Wisp of Pink.....	p. 22
Woolman's Century.....	p. 5

## Y, Z

Yellow Vesuvio.....	p. 15
Yodogimi.....	p. 13
Yukari.....	p. 28
Zaryah.....	p. 21