

Reference Guide




Great trees begin here!

Our reference guide describes most of the 500+ species and cultivars of shade, flowering, native and specialty ornamentals we grow in fertile Oregon soils. Founded in 1946 on 10 acres by Evelyn and J. Frank Schmidt, Jr., our company is known as a premier wholesale source of contemporary deciduous tree cultivars, and introducer of more than 80 unique trees.

Today, "we're growing new ideas" under the direction of second and third-generation members of the Schmidt family, dedicated staff, and a national network of regional sales representatives. Our bare root, container and B&B trees are sold to U.S., Canadian and international customers.

Our unique outreach to landscape architects, designers, arborists, urban foresters, horticultural researchers and garden writers adds value to trees. By highlighting their environmental, economic, social and health benefits and the essential role they play in growing livable, sustainable communities, we demonstrate that "Trees Are The Answer."



Left to Right:
J. Frank Schmidt III
Sam Barkley, Jr.
Gordy Webster
Jan Schmidt Barkley



Sales Team

Knowledgeable, friendly, customer service representatives deliver personalized customer care from our Oregon office. They work closely with our nationwide network of field representatives who live in the regions they serve, providing sales and marketing advice, planting and cultural recommendations, and customer service tailored to local growing conditions and market demands. Connect with your local representative via our website: www.jfschmidt.com/salesteam.html

Product Line

Bare root, container, root bags, B&B: Our broad product line of more than 500 species and cultivars of deciduous shade, flowering and specialty ornamental deciduous trees are offered in various forms. A select line of grafted conifers is also available in containers and B&B. Visit our website to learn about the many forms we offer including whips, branched trees, contorted, top grafts, multi-stem, clump, VigorLiner®, CustomValue® and more. www.jfschmidt.com/productline.html

Marketing and Promotional Materials

Our trees are supported by extraordinary marketing and promotional materials. This reference guide is a coveted handbook of modern tree cultivars. Custom picture tags, point-of-purchase signage, trunk wraps, posters and tree data sheets demand attention at landscape distribution centers and retail garden stores. Learn more about our trees online at www.jfschmidt.com. Discover additional marketing resources at: www.jfschmidt.com/services.html

Tree LocatorSM

Created to put great trees on your radar screen

Step One

Consult the pages of this Reference Guide for detailed descriptions of more than 500 superior tree varieties and cultivars including foliage, flower, fruit, fall color, hardiness and mature size and form.

Step Two

Before you specify, send us your "want list" of the trees we grow. Include quantity, size desired, and project location. We'll match your needs with nurseries in your region that have purchased those varieties for growing on to specimen size.

Step Three

We provide the names of nearby growers so you can contact them about current availability. Thanks to the broad network of nurseries we supply, the trees you need are likely to be a blip on our TreeLocatorSM radar screen.



TREES ARE THE ANSWER

Our bumper stickers have declared it for years, now find out why...

www.TreesAreTheAnswer.info is your go-to resource designed to help tree growers, landscape architects, city foresters, arborists, community activists, homeowners and others choose, grow and care for the trees that shade our communities. Trees are the answer to a broad range of environmental, economic, social and human health problems. Explore our site to discover hundreds of links that will connect you with tools and information you can use to leverage the value of trees. Bookmark it today!

Roots!

The source of many tree issues can be traced to the roots. Ultimately, the success of a tree depends upon the quality and health of this hidden and often misunderstood element. Our concern for your success and the long term survival of trees is the reason we focus on growing great roots. Here, we pay as much attention to growing excellent roots as we do to developing straight, strong trunks and well-balanced branching.

Undercutting, root pruning and transplanting are among the techniques we use to grow trees with strong, sturdy, well-shaped roots on trees that will thrive for you. Here we outline some of the steps we take to ensure healthy roots and vigorous trees.

Growing our own seedlings, maintaining our own stock blocks for cuttings and grafting wood, and growing out our own liners from tissue culture plantlets ensures quality from the beginning.

Quality control includes adherence to strict grading and quality standards for seedlings, cuttings and tissue culture plants. These are outlined in carefully developed growing manuals for each species. Bare root graders are trained to be as critical regarding root quality as they are in grading tops.

Hand pruning of bare root transplants, and the roots of container-grown plants is routinely done before lining out in the fields or containerizing.

Undercutting has always played an important role in our efforts to develop strong, balanced, healthy root systems. The practice also helps to develop more compact, balanced canopies of vigorous-growing varieties by controlling branch length.

Seedlings and cuttings grown in the raised beds at our seedling operations are undercut and are often transplanted and grown an extra year before lining out in rows in the fields. Certain varieties in our production fields are side-cut to encourage root development.

Our hilled row planting system for trees lined out in the fields improves planting depth, root structure, and overall tree health.

Strict planting protocols assure proper planting depth when trees are transplanted from seedbed or greenhouse to bare root and B&B fields or containers.

Rootstock choices are available in some varieties. Certain oaks, crabapples, pear and others are offered on two or more rootstocks so customers can choose the best options for their growing conditions.

Air pruning containers, developed with the assistance of experts in the growing of trees with healthy roots in containers, helped us design and develop a new air pruning container that produces trees with superior roots.



Roots ruled at the ISA Field Workshop held in conjunction with the 2012 International Society of Arboriculture meeting. Participants studied root systems with Dr. Ed Gilman and other nationally recognized root experts.

<http://jfss.co/gilmanroots>



Root experts Dr. Gary Watson and Angela Hewitt of Morton Arboretum have visited our nursery twice a year for nearly a decade to study the effects of typical nursery production practices on root architecture. Superior root systems and better trees are a result of our long-term collaboration.

<http://jfss.co/watsonroots>



Roots thrive in our hilled row plantings.



Tree Drawings and Size Ratings


Tree shape and growth habit change as a tree grows. Young trees are often upright, while older ones of the same cultivar may become spreading. "Mature" size of a tree varies by climate, landscape site characteristics and how long the tree lives. City trees rarely reach the size and age of their counterparts in native forest stands.


In a city situation, trees that reach 30 years of age generally grow slowly beyond that time. Therefore, the size ratings and growth habits shown in this publication are our best estimates for a healthy 30 year old tree grown under "average" city conditions.

©J. Frank Schmidt & Son Co. tree form illustrations

Our grading standards follow the system developed by the American Nursery & Landscape Association (ANLA), now known as AmericanHort™ (American Horticulture Industry Association). Caliper measurements are taken at six inches above the soil line.

The American Standard for Nursery Stock, approved by the American National Standards Institute, Inc. (ANSI), is available as a **free** download from the AmericanHort™ website, www.AmericanHort.org (614-487-1117)

Thanks to our extensive research and development efforts, and collaboration with a worldwide network of tree breeders, J. Frank Schmidt & Son Co. has introduced or co-introduced more than 70 improved tree cultivars. Each is identified by this icon: 

Trees branded as UtiliTrees™ are those best suited for planting in the restricted zone between street and sidewalk and beneath utility lines. Small stature, adaptability, pest resistance, and low maintenance requirements are among the characteristics of trees you'll find listed on Page 74, at www.utilitrees.com and identified with this icon: 

Acer buergerianum

Trident Maple

Acer buergerianum

Trident Maple



Zone: 6
Height: 20'
Spread: 20'
Shape: Round, low and spreading
Foliage: Glossy green, pale underside
Fall Color: Red, orange

Adaptability to urban environments and small stature make this handsome tree a good choice for confined sites and tough growing conditions including drought and air pollution.

Acer campestre

Hedge Maple

Acer campestre

Hedge Maple




Zone: 5
Height: 30'
Spread: 30'
Shape: Dense and rounded
Foliage: Dark green, glossy
Fall Color: Yellowish

INSECT RESISTANCE: Japanese beetle

A low maintenance, tough tree which adapts well to urban settings. Medium slow in growth rate and long lived. Attractive corky bark is striking in the winter.

Acer campestre 'Panacek'

Metro Gold® Maple



Zone: 5b
Height: 35'
Spread: 20'
Shape: Upright narrow oval
Foliage: Dark green
Fall Color: Bright yellow

INSECT RESISTANCE: Japanese beetle

This is an excellent street tree selection from a species that has earned a reputation as a tough urban tree. Upright and narrow in form, it is much more slender than seedling hedge maple and a better fit for narrow city streets. It produces fewer seeds than typical of the species and has an improved, bright yellow fall color.


Pacific Fire Maple



Metro Gold® Maple

Acer campestre 'Evelyn'

Queen Elizabeth™ Maple



Zone: 6
Height: 35'
Spread: 30'
Shape: Upright branching, oval
Foliage: Dark green
Fall Color: Yellowish

INSECT RESISTANCE: Japanese beetle


More vigorous and upright growing than typical Hedge Maples, this medium sized shade tree has upright branch angles of 45 degrees as opposed to the horizontal or sometimes downward growing branches typical of the species. Rounded at maturity, it is a handsome, symmetrical, and reliable city tree.

Acer circinatum

Vine Maple

Acer circinatum

Vine Maple




Zone: 6
Height: 15'
Spread: 10'
Shape: Multi-stemmed, upright spreading
Foliage: Green
Fall Color: Orange to bright red
Fruit: Red winged samaras

Pacific Northwest native tree has a delicate and artistic growth habit, rich green summer foliage and excellent fall color.

Acer circinatum 'Pacific Fire'

Pacific Fire Maple



Zone: 6
Height: 12'
Spread: 8'
Shape: Multi-stemmed, upright spreading
Foliage: Medium green
Fall Color: Orange-yellow
Fruit: Red winged samaras

Young branches turn brilliant red in autumn just in time to light the winter landscape on fire. The color parade continues into spring as lime green foliage unfolds against scarlet stems that mellow to orange brown as they mature.


Acer circinatum 'JFS-Purple'**Pacific Purple® Maple**

Zone: 6
Height: 12'
Spread: 12'
Shape: Multi-stemmed, upright spreading
Foliage: Bronze-green turns purple
Fall Color: Orange-bronze
Fruit: Purple winged samaras

A totally new appearance for the Pacific Northwest's native vine maple, this cultivar boasts bronze-green new growth in the spring that turns to deep purple in the heat of the summer and holds until fall. Discovered by J. Frank Schmidt III.




Pacific Purple® Maple

Acer freemanii*Acer x freemanii* 'Jeffersred'**Autumn Blaze® Maple**

Zone: 3
Height: 50'
Spread: 40'
Shape: Upright branching, broadly oval
Foliage: Medium green
Fall Color: Brilliant orange-red, long lasting


Drought tolerance and exceptionally bright red fall color are hallmarks of this popular and proven performer. A hybrid of Red and Silver Maple, this vigorous grower combines the best attributes of both in a stately, adaptable, fast growing shade tree.

Acer x freemanii 'DTR 102'**Autumn Fantasy® Maple**

Zone: 4
Height: 50'
Spread: 40'
Shape: Broadly oval
Foliage: Green
Fall Color: Bright red


A fast growing hybrid of Red and Silver maple, it consistently produces very good fall color, even in warmer climates.

© J. Frank Schmidt & Son Co.

Acer x freemanii 'Celzam'**Celebration® Maple**


Zone: 4
Height: 50'
Spread: 35'
Shape: Broadly oval
Foliage: Green
Fall Color: Yellow to orange

Leaves are deeply cut and resemble those of Silver Maple, but the tree has better form. Open branch angles and strong wood resist storm and ice damage. Tolerant of urban soils.

Acer x freemanii 'AF#1' PP 15593**Firefall™ Maple**


Zone: 3b
Height: 50'
Spread: 35'
Shape: Upright oval
Foliage: Green
Fall color: Orange-red to red
Fruit: Seedless

Deeply cut foliage, exceptional cold hardiness, and bright red fall color are among the special attributes of this tree. A controlled cross of Beebe cutleaf silver maple and Autumn Spire red maple, this University of Minnesota release is a fast growing, bright performer for the North.

Acer x freemanii 'Marmo'**Marmo Maple**

Zone: 3
Height: 55'
Spread: 45'
Shape: Upright, oval
Foliage: Medium green
Fall Color: Orange to orange-red

A seedless hybrid of Red and Silver Maple, its growth rate and form are similar to that of Silver Maple, while its fall color is also that of Red Maple. Resistance to frost cracking is also a plus.

Acer x freemanii 'Sienna' PP 11322**Sienna Glen® Maple**

Zone: 3
Height: 50'
Spread: 35'
Shape: Pyramidal
Foliage: Green
Fall Color: Rusty orange to burgundy
Fruit: Reported seedless

This hardy hybrid maple was discovered in Minnesota. It features a strong central leader and develops a pyramidal form with minimal pruning. This is a tough, low maintenance tree.



Autumn Blaze® Maple



Celebration® Maple



Autumn Fantasy® Maple



Red November™ Maple



State Street® Maple



Rocky Mountain Glow® Maple

Acer ginnala

Amur Maple

Acer ginnala 'Flame'

Flame Maple




Zone: 2
Height: 20'
Spread: 20'
Shape: Low branched or multi-stemmed tree, rounded
Foliage: Medium green, fine texture
Fall Color: Brilliant orange-red to deep red

One of the hardiest trees available. Specimens are very interesting in form because of their spreading branch pattern. Flame is a seed source selection, chosen for improved form and consistent fall color.

Acer ginnala 'JFS-UGA'

Red November™ Maple



Zone: 4
Height: 18'
Spread: 24'
Shape: Low branched or multi-stemmed tree
Foliage: Bright green, fine textured
Fall Color: Bright red


Selected by Dr. Michael Dirr, this tree features bright green foliage that stays fresh and clean despite summer stress. Bright red fall color develops later than that of typical seedlings. This heat adapted Amur maple evolved from the heat of Georgia should perform well all across the southern U.S.



Ruby Slippers Maple

Acer ginnala 'Ruby Slippers'

Ruby Slippers Maple



Zone: 3
Height: 20'
Spread: 20'
Shape: Low branched, upright spreading to rounded
Foliage: Medium green, fine textured
Fall Color: Bright red
Fruit: Bright red samaras


Selected for a straight trunk, dense canopy, and bright red samaras in early summer, this cultivar brings uniformity to a variable species. It shows good nursery form and bright fall color.

Acer glabrum

Rocky Mountain Maple

Acer glabrum

Rocky Mountain Maple



Zone: 5
Height: 25'
Spread: 15'
Shape: Oval
Foliage: Medium green
Fall Color: Yellow-orange to red


This wide ranging Western tree is native from SE Alaska through the Rocky Mountains. Deeply lobed, serrated leaves are borne on purplish red stems, accented in late summer by red-tinted samaras. Fall colors are bright, and red twigs enliven the winter landscape.

Acer grandidentatum

Big Tooth Maple

Acer grandidentatum

Big Tooth Maple




Zone: 4
Height: 20'
Spread: 20'
Shape: Rounded
Foliage: Medium green
Fall Color: Orange-red to red

Native to the Rocky Mountains, this smaller cousin of the eastern sugar maple tolerates the quick changing weather of the western mountains. In its native habitat, it lights up the canyons with bright red fall color.

Acer grandidentatum × *saccharum* 'Hipzam'

Highland Park® Maple




Zone: 4
Height: 35'
Spread: 22'
Shape: Pyramidal
Foliage: Dark green
Fall Color: Red

Intermediate in size, this tree appears to be a hybrid between *A. grandidentatum* and *A. saccharum*. Tightly upright and pyramidal, its thick leaves are tatter resistant and turn bright red in autumn. Faster growing and more upright than typical bigtooth maple yet smaller and more heat resistant than sugar maple.

Rugged Ridge® Maple



Acer grandidentatum 'Schmidt'**Rocky Mountain Glow® Maple**

Zone: 4
Height: 25'
Spread: 15'
Shape: Oval
Foliage: Dark green
Fall Color: Yellow to orange-red


This slow growing relative of the Sugar Maple is native to the Rocky Mountains. It is similar to Sugar Maple, but both leaves and tree are smaller. Intense fall color.



Ed Wood Fullmoon Maple

Acer macrophyllum

Bigleaf Maple

*Acer macrophyllum***Bigleaf Maple**

Zone: 6
Height: 60'
Spread: 50'
Shape: Broadly oval to rounded
Foliage: Dark green
Fall Color: Yellow


An extremely vigorous west coast native, with leaves that can measure a foot across. Forms a broad canopy quickly, it is especially valuable for planting natural areas in its native range.



Paperbark Maple

Acer griseum

Paperbark Maple


*Acer griseum***Paperbark Maple**

Zone: 5
Height: 25'
Spread: 20'
Shape: Upright spreading, rounded crown
Foliage: Trifoliate, dark green
Fall Color: Red

A small tree of rare beauty, this trifoliate maple's compound leaves give it a delicate texture in summer, then display long lasting red fall color. Exfoliating orange-brown to cinnamon-brown bark creates year round interest.

Acer japonicum

Fullmoon Maple

Acer japonicum 'Ed Wood #2'**Ed Wood Fullmoon Maple**

Zone: 5
Height: 20'
Spread: 25'
Shape: Broadly upright spreading
Foliage: Green, large, deeply cut
Fall Color: Orange, yellow, and red


Excellent fall color, vigorous growth, and leaves much larger than those of the species are merits of this outstanding seedling of 'Aconitifolium.' Selected by plantsman Ed Wood, its large, fan-like, cutleaf foliage and curving branches give a tropical feel to landscape plantings.

© J. Frank Schmidt & Son Co.

Acer miyabei*Acer miyabei* 'JFS-KW3AMI'**Rugged Ridge® Maple**

Zone: 4
Height: 55'
Spread: 40'
Shape: Upright oval
Foliage: Dark green
Fall Color: Yellow

Deeply furrowed, corky bark makes this the most impressive cultivar of the species that we have seen. More vigorous, with heavier caliper and more ornamental bark. Tough and adaptable, this is an easy tree for growers and a versatile large street tree for cities.


Acer miyabei 'Morton'**State Street® Maple**

Zone: 4
Height: 50'
Spread: 35'
Shape: Upright oval
Foliage: Dark green
Fall Color: Yellow

Think of this Morton Arboretum release as a turbo-charged, more hardy alternative to *A. campestre*. Rough corky bark and leaf shape are similar to Hedge Maple, but its stronger growth rate and ascending branch habit result in a larger mature size. Excellent drought and cold tolerance and clean, pest-free foliage.

Acer negundo

Box Elder


Acer negundo 'Sensation'**Sensation Box Elder**

Zone: 4b
Height: 30'
Spread: 25'
Shape: Rounded
Foliage: Medium green
Fall Color: Brilliant red
Fruit: Seedless

Sensation is a male box elder clone that features slower, more controlled growth, improved branch structure, and an outstanding display of brilliant red autumn foliage. Warren Carnefix of Fruitland Nursery discovered the original tree growing near an abandoned Idaho homestead.

Acer nigrum

Black Maple


Acer nigrum 'Greencolumn'**Greencolumn Maple**

Zone: 4
Height: 50'
Spread: 20'
Shape: Upright, narrow
Foliage: Light green
Fall Color: Yellow to apricot orange, excellent

An upright oval tree with good resistance to heat, this is a selection of Black Maple. Better adapted to hot dry conditions than Sugar Maples. Leaves are yellow-orange, instead of red, in the fall. The original tree was selected by Bill Heard from a native stand in central Iowa.


Acer palmatum

Japanese Maple

*Acer palmatum***Japanese Maple**


Zone: 5
Height: 20'
Spread: 24'
Shape: Upright, then broadly spreading
Foliage: Green
Fall Color: Yellow-orange to orange-red

The green leafed, seedling grown Japanese Maple has fine textured foliage and a light airy appearance. It is generally faster growing and adapts to more difficult environments than the hundreds of cultivars which derive from it.

Acer palmatum 'Bloodgood'**Bloodgood Japanese Maple**


Zone: 5
Height: 18'
Spread: 18'
Shape: Upright, becoming broad topped with age
Foliage: Purple-red
Fall Color: Red

Widely used, well known, and reliable. Grown both as single-trunked and multi-stem trees, Bloodgood is the standard for comparison among the purple leaved, upright growing Japanese Maples.

Acer palmatum 'Crimson Prince'**Crimson Prince Japanese Maple**


Zone: 5
Height: 20'
Spread: 22'
Shape: Upright, arching and spreading
Foliage: Deep purple-red
Fall Color: Red

Introduced as an improved seedling of Bloodgood, Crimson Prince was selected for deeper purple-red summer color, better winter hardiness and faster growth. Purplish-brown bark is distinctive in winter.

Acer palmatum 'Glowing Embers'**Glowing Embers Japanese Maple**


Zone: 5
Height: 22'
Spread: 24'
Shape: Broadly upright spreading
Foliage: Dark green, fine textured
Fall Color: Orange to red-purple

A superior performer in hot southern climates, this small leaved Japanese maple was selected by Dr. Michael Dirr for vigorous growth, high heat tolerance and consistently bright fall color. Dark green foliage resists summer heat before turning brilliant colors in autumn.

Crimson Queen Japanese Maple*Acer palmatum* 'Sango Kaku'**Sango Kaku Japanese Maple**

Zone: 6
Height: 18'
Spread: 14'
Shape: Upright to upright spreading
Foliage: Bright medium green
Fall Color: Gold

Sometimes called Coral Bark Maple, this tree is famous for its bright red bark, which is particularly intensely colored in the winter. It's a little narrower and more upright than most tree form Japanese Maples.


Acer palmatum 'Shishigashira'**Shishigashira Japanese Maple**

Zone: 6
Height: 15'
Spread: 10'
Shape: Upright, vase shaped
Foliage: Deep green, crinkled
Fall Color: Golden to orange-red

Commonly known as Lion's Head Maple, this slow growing cultivar has unique, crinkled leaves. Interesting foliage coupled with compact growth make this an ideal small tree for patio or lawn.


Acer palmatum dissectum

Laceleaf Japanese Maple

Acer palmatum dissectum 'Crimson Queen'**Crimson Queen Japanese Maple**


Zone: 5
Height: 6'
Spread: 8'
Shape: Weeping, mounded
Foliage: Laceleaf, deep purple-red
Fall Color: Scarlet

Among the red laceleaf cultivars, the foliage of Crimson Queen is particularly heat resistant. Delicate leaves maintain their deep purple-red color through the summer months and turn scarlet in the fall.

Acer palmatum dissectum 'Seiryu'**Seiryu Japanese Maple**


Zone: 5
Height: 12'
Spread: 14'
Shape: Upright to upright spreading
Foliage: Laceleaf, bright green
Fall Color: Golden orange to orange-red

Refined, deeply dissected green leaves make this upright growing form of laceleaf Japanese Maple a valuable addition to the roster of small garden trees. Faster growing than weeping forms, it produces a delicately beautiful garden specimen that has remarkably good heat tolerance.

**Sango Kaku Japanese Maple***Acer palmatum dissectum* 'Tamukeyama'**Tamukeyama Japanese Maple**

Zone: 5
Height: 8'
Spread: 12'
Shape: Weeping
Foliage: Laceleaf, deep purple-red
Fall Color: Red

Tamukeyama is outstanding among the laceleaf weepers for its rich foliage color. Leaves hold their deep purple color through the heat of summer better than other cultivars.


Acer palmatum dissectum 'Viridis'**Weeping Green Japanese Maple**

Zone: 5
Height: 6'
Spread: 8'
Shape: Weeping, mounded
Foliage: Laceleaf, bright green
Fall Color: Golden orange

This green laceleaf weeper maintains a fresh, bright green appearance all summer. Finely cut leaves turn a brilliant golden orange in the fall.

Acer pensylvanicum

Striped Maple


*Acer pensylvanicum***Striped Maple**

Zone: 3
Height: 25'
Spread: 20'
Shape: Upright spreading, broadly oval
Foliage: Dark green
Fall Color: Yellow

A wonderful tree for a cool, shady garden, the green and white vertically striped bark is especially outstanding in the winter. Very cold hardy, its foliage turns soft yellow in the fall.


Acer platanoides

Norway Maple

Acer platanoides 'Columnar'**Columnar Norway Maple**

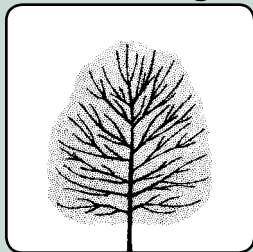
Zone: 4
Height: 35'
Spread: 15'
Shape: Narrow, upright, with ascending branches
Foliage: Dark green
Fall Color: Yellow

True to its name, this cultivar produces a column of green foliage. It is ideal for street use where buildings demand a narrow tree. It develops stout branches which grow stiffly upward, almost parallel to the main stem, which gives it a bold appearance in winter.

Acer platanoides 'Conzám'**Conquest™ Maple**


Zone: 4
Height: 40'
Spread: 20'
Shape: Narrow oval
Foliage: Reddish-purple new growth, matures to bronze green
Fall Color: Bronze-orange

Of lighter purple foliage color and intermediate in form between Crimson King and Crimson Sentry, this upright tree grows quickly with a sturdy trunk caliper. Its narrowly oval shape at maturity is ideal for street use.

Acer platanoides 'Crimson King'**Crimson King Maple**

Zone: 4
Height: 40'
Spread: 35'
Shape: Oval when young, becoming rounded
Foliage: Deep purple
Fall Color: Maroon to reddish-bronze


The most commonly used cultivar of the purple-leaved Norway Maples, Crimson King retains its purple foliage color well from spring until fall.

Acer platanoides 'Crimson Sentry'**Crimson Sentry Maple**

Zone: 4b
Height: 25'
Spread: 15'
Shape: Compact and dense, pyramidal to oval
Foliage: Deep purple
Fall Color: Maroon to reddish-bronze


This bud sport of Crimson King shares the deep purple leaf color of its parent, but matures to a much smaller ultimate size. A very compact, heavily branched, upright tree.

© J. Frank Schmidt & Son Co.

Acer platanoides 'Deborah'**Deborah Maple**


Zone: 3b
Height: 45'
Spread: 40'
Shape: Broadly oval to rounded
Foliage: Reddish-purple in the spring, becoming dark bronze-green in the summer
Fall Color: Bronze

Deborah is a beautiful tree in spring and early summer when new leaves unfold, red tinted then purplish as they expand. In summer the tree becomes dark bronze-green.

Acer platanoides 'Emerald Queen'**Emerald Queen™ Maple**


Zone: 4
Height: 50'
Spread: 40'
Shape: Dense oval, with upright spreading branches
Foliage: Deep green, reddish tint in spring
Fall Color: Yellow

Emerald Queen™ is probably the most widely used Norway Maple cultivar. In many respects it is the best green leafed selection. It forms a well shaped oval tree with good environmental tolerance and reliable yellow fall color.

Acer platanoides 'Pond'**Emerald Lustre® Maple**

Zone: 3
Height: 45'
Spread: 40'
Shape: Upright spreading, rounded
Foliage: Medium green
Fall Color: Yellow

A vigorous selection which forms a rounded canopy, this tree was selected for its tendency to branch out heavily as a young tree in the nursery.

Acer platanoides 'Fairview'**Fairview™ Maple**

Zone: 4
Height: 45'
Spread: 35'
Shape: Upright oval
Foliage: Reddish-purple new growth, matures to bronze green

An improved 'Schwedler' type maple, with reddish purple new growth. Narrower and more upright in form than Schwedler or Deborah.



Striped Maple



Fairview™ Maple



Deborah Maple



Parkway® Maple



Korean Maple



Silver Variegated Maple



Princeton Gold® Maple

Acer platanoides 'Globosum'

Globe Norway Maple




Zone: 4
Height: 15'
Spread: 18'
Shape: Dense, round
Foliage: Medium green
Fall Color: Yellow

A very formal looking tree, Globe is dense, compact and aptly named. It produces a 15 foot green "lollipop". Globe's perfect symmetry makes a dramatic statement in the landscape.

Acer platanoides 'Columnarbroad'

Parkway® Maple




Zone: 3
Height: 40'
Spread: 25'
Shape: Oval, with good central leader
Foliage: Dark green
Fall Color: Yellow

DISEASE RESISTANCE: Verticillium tolerant

Parkway® is one of the best Norway Maples for city use because of its pyramidal to oval shape, well behaved branching and strong central leader. It has proven to be a healthy tree and is ideal for use along city streets and boulevards.

Acer platanoides 'Princeton Gold'

Princeton Gold® Maple




Zone: 4
Height: 35'
Spread: 30'
Shape: Oval
Foliage: Bright yellow
Fall Color: Yellow

Princeton Gold is characterized by yellow foliage, particularly bright on new growth. The overall coloration is similar to Sunburst® Honeylocust.

Acer platanoides 'Royal Red'

Royal Red Maple



Zone: 4
Height: 40'
Spread: 30'
Shape: Oval when young, becoming rounded
Foliage: Deep purple
Fall Color: Maroon to reddish-bronze


This purple leaved selection is very similar to Crimson King, but is considered by some people to have better cold hardiness.



Northern Glow® Maple

Acer platanoides 'Drummondii'

Silver Variegated Maple



Zone: 4
Height: 35'
Spread: 25'
Shape: Broadly oval
Foliage: Variegated, light green with creamy white margin
Fall Color: Yellowish


Admired for its unusual variegated foliage, it has a striking, brilliant effect in a landscape. Individual branches may occasionally revert to green and must be pruned out.

Acer pseudoplatanus

Sycamore Maple

Acer pseudoplatanus

Sycamore Maple



Zone: 4
Height: 40'
Spread: 30'
Shape: Upright spreading branches, rounded crown
Foliage: Dark green
Fall Color: Yellow


Adaptable to varied growing conditions including high pH soils and exposed sites. Salt tolerant and appropriate for planting near the seashore.

Acer pseudosieboldianum

Korean Maple


Acer pseudosieboldianum

Korean Maple



Zone: 4
Height: 22'
Spread: 18'
Shape: Upright to upright spreading
Foliage: Green
Fall Color: Yellow-orange to bright red

Very cold hardy yet delicate in appearance, this close relative of Japanese maple brings an oriental elegance to the northern garden. A little more upright than Japanese maple, it displays small reddish-purple flowers in spring and brightly colored foliage in autumn.


Acer pseudosieboldianum × *palm*. 'Hasselkus'**Northern Glow® Maple**

Zone: 4
Height: 20'
Spread: 24'
Shape: Upright, then broadly spreading
Foliage: Green
Fall Color: Bright orange-red to deep red

Enjoy the refined character of Japanese maple beyond its traditional hardiness range with this hybrid selection. Developed in Madison, WI, by Professor Ed Hasselkus, it originated from seed of the tough and cold-hardy Korean maple, but most resembles its *A. palmatum* parent. Attractive in summer green, its graceful, spreading form glows bright with fall colors.


Acer rubrum

Red Maple

*Acer rubrum***Red Maple**


Zone: 4
Height: 40'
Spread: 40'
Shape: Broadly oval to round
Foliage: Green
Fall Color: Yellowish orange to bright red

Native to eastern U.S., this tree is well adapted to city conditions and wet soils. This is the parent species of numerous cultivars.

Acer rubrum 'Armstrong'**Armstrong Maple**


Zone: 4
Height: 45'
Spread: 15'
Shape: Narrow, fastigate
Foliage: Light green
Fall Color: Yellow to orange-red

Armstrong is a fast growing columnar selection. It produces a very tall, narrow tree with ascending branches. It is widely used for street planting where space demands a tree which will not spread.

Brandywine Maple*Acer rubrum* 'JFS-KW78' P.A.F.**Armstrong Gold™ Maple**


Zone: 4
Height: 40'
Spread: 12'
Shape: Narrow, tightly fastigate
Foliage: Medium green
Fall Color: Golden to orange

Selected from an evaluation of hundreds of seedlings of 'Armstrong', this cultivar improves greatly on the parent, with brighter foliage color, greater foliage density and compact, less leggy growth habit. Improved columnar form recommends it for narrow street planting sites.

Acer rubrum 'Autumn Flame'**Autumn Flame Maple**


Zone: 3b
Height: 35'
Spread: 35'
Shape: Dense, rounded with spreading branches
Foliage: Medium green
Fall Color: Bright red
Fruit: Seedless

Autumn Flame is one of the hardiest of Red Maples, is seedless, and is the first to color in the fall. Although its color doesn't hold as long as Red Sunset®, which colors about a week later, it reliably produces a brilliant red. Slower growing with smaller leaves than most, Autumn Flame produces a very symmetrical, rounded crown.

Acer rubrum 'Bowhall'**Bowhall Maple**

Zone: 4
Height: 40'
Spread: 15'
Shape: Upright, very narrow
Foliage: Medium green
Fall Color: Yellow-orange to reddish-orange

Bowhall is a tightly formed, sturdy, narrow tree excellent for street plantings. It stays smaller than Armstrong and has better foliage color in both summer and fall.

Acer rubrum 'Brandywine'**Brandywine Maple**

Zone: 4
Height: 40'
Spread: 30'
Shape: Oval
Foliage: Dark green
Fall Color: Deep red
Fruit: Seedless

Introduced by the National Arboretum, Brandywine is a cross of October Glory® and Autumn Flame. Seedless, it produces deep red fall color ten days later than most red maples and has proven to be well adapted in the South.

Armstrong
GOLD™
Acer rubrum 'JFS-KW78'



A slender column of deep green summer foliage transforms to candle-bright leaves in autumn.

A perfect shade tree for space-challenged gardens and street-side plantings!

www.ArmstrongGoldMaple.com

Redpointe[®] Maple


Acer rubrum 'Frank Jr.' PP 16769



Rich, deep green leaves turn brilliant red in autumn. Fast growth, heat tolerance and insect resistance make it an easy-care, energy saving shade tree for earth friendly landscapes.

www.RedpointeMaple.com


Acer rubrum 'Karpick' Karpick[®] Maple



Zone: 4
Height: 40'
Spread: 20'
Shape: Narrow oval
Foliage: Green
Fall Color: Yellow to orange

Narrow when young, becoming oval with age, it has an excellent form for use as a street tree.


Acer rubrum 'Morgan' C.O.P.F. Morgan Maple



Zone: 4
Height: 45'
Spread: 40'
Shape: Broadly oval
Foliage: Medium green
Fall Color: Orange-red to red, reliable

An extremely vigorous cultivar, it calipers well in the nursery. Selected at Macdonald College in Quebec, it colors very well even in mild climates.


Acer rubrum 'Northwood' Northwood Maple



Zone: 3
Height: 40'
Spread: 35'
Shape: Broadly oval to rounded
Foliage: Medium to dark green
Fall Color: Reddish

Selected from a Northern Minnesota seed source by the University of Minnesota, Northwood is probably the hardiest of the Red Maples. It has a straight trunk and good branch angles. Its fall color is not as reliable as some of the other Red Maples.


Acer rubrum 'October Glory' October Glory[®] Maple



Zone: 5
Height: 40'
Spread: 35'
Shape: Broadly oval to round
Foliage: Medium green, glossy
Fall Color: Deep red to reddish-purple

October Glory[®] is a round headed selection which is the last cultivar to color in the fall. While it is less cold hardy than most cultivars, it seems to be better adapted to areas with mild winters and hot summer temperatures.

Acer rubrum 'Red Rocket' Red Rocket Maple



Zone: 3
Height: 38'
Spread: 15'
Shape: Upright, narrow
Foliage: Green
Fall Color: Orange red to red
Fruit: Seedless

Narrow and upright, this red maple appears to be as tight as Bowhall, but a little slower growing. From a Minnesota seed source, it is one of the most cold hardy cultivars. Fall color is very bright, orange red to red.

Acer rubrum 'Franksred' Red Sunset[®] Maple



Zone: 4
Height: 45'
Spread: 35'
Shape: Upright branching, oval
Foliage: Dark green, glossy
Fall Color: Brilliant orange-red to red

Highly rated and reliable, Red Sunset[®] has become the standard to which others are compared. Developed by J. Frank Schmidt, Jr., it is vigorous with a strong and symmetrical branching pattern. Lustrous, glossy green summer foliage changes to brilliant shades of red and orange-red in the fall.

Acer rubrum 'Frank Jr.' PP 16769 Redpointe[®] Maple



Zone: 5
Height: 45'
Spread: 30'
Shape: Broadly pyramidal
Foliage: Dark green
Fall Color: Bright red

Brilliant red fall color plus upright, broadly pyramidal form make this Schmidt introduction a standout. The refined form and foliage of the best *Acer rubrum* cultivars combine with the faster growth rate normally found in *Acer x freemanii*. A straight and dominant central leader results in strong branch angles that make it easier to grow.

Acer rubrum 'Scarsen' Scarlet Sentinel[®] Maple



Zone: 4
Height: 40'
Spread: 20'
Shape: Upright, rather narrow
Foliage: Dark green
Fall Color: Yellow-orange to orange-red

A strong upright branch pattern gives Scarlet Sentinel[®] an oval to rectangular outline and a bold appearance that makes it an excellent tree for streets and parking lots. Leaves are darker green and larger than those of other Red Maples, and they hold up well in summer heat.



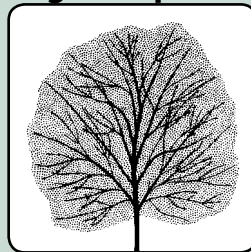
Red Sunset® Maple

Acer saccharum

Sugar Maple

Acer saccharum

Sugar Maple



Zone: 4
Height: 45'
Spread: 40'
Shape: Upright oval to rounded
Foliage: Medium green
Fall Color: Orange, red and scarlet

One of the finest trees for fall color. Somewhat slow growing but long lived, it acquires a stateliness all its own.

Acer saccharum 'Barrett Cole' PP 10590

Apollo® Maple




Zone: 4
Height: 30'
Spread: 10'
Shape: Narrow, columnar
Foliage: Dark green
Fall Color: Yellow-orange to red

INSECT RESISTANCE: Japanese beetle

Unique narrowness, dense branching and symmetrical compact form make this dwarf and columnar Sugar Maple ideal for limited spaces. Dark green foliage withstands summer heat.

Acer saccharum 'Arrowhead'

Arrowhead Maple



Zone: 3
Height: 50'
Spread: 30'
Shape: Pyramidal to upright oval
Foliage: Dark green
Fall Color: Yellow orange to red orange

Distinctively narrow form with a strong central leader, Arrowhead is more upright than most sugar maples. Autumn leaves turn golden yellow to bright orange-red.

Acer saccharum 'JFS-KW8' PP 22034

Autumn Fest® Maple




Zone: 4
Height: 50'
Spread: 35'
Shape: Upright oval
Foliage: Dark green
Fall Color: Orange red to red

Strong upright growth and reliable, early fall color make this a standout in the nursery and on the streets. Vigorous, with a good central leader, it is faster growing with a more upright shape than typical of sugar maples.

Acer rubrum 'Somerset'

Somerset Maple




Zone: 4
Height: 45'
Spread: 35'
Shape: Broadly oval to round
Foliage: Dark green
Fall Color: Bright red
Fruit: Seedless

A National Arboretum introduction, the seedless Somerset resulted from crossing October Glory® with Autumn Flame. It has excellent form in the nursery and consistent bright red fall color.

Acer rubrum 'Sun Valley'

Sun Valley Maple



Zone: 5b
Height: 40'
Spread: 35'
Shape: Oval, symmetrical, densely branched
Foliage: Dark green
Fall Color: Bright red
Fruit: Seedless


This U. S. National Arboretum introduction glows in the fall with reliable bright red color. A hybrid between Red Sunset® and Autumn Flame, it is seedless and features a very uniform, dense oval head.

Acer saccharinum

Silver Maple

Acer saccharinum 'Silver Queen'

Silver Queen Maple



Zone: 3
Height: 50'
Spread: 40'
Shape: Oval with upright spreading branches
Foliage: Medium green above, silvery beneath
Fall Color: Yellow
Fruit: Seedless

A dominant central leader and better crotch angles promise improved storm resistance over Silver Maples grown from seed. Slender branches and upright, spreading form add refinement to this heat and cold tolerant, tough and durable shade tree.

© J. Frank Schmidt & Son Co.

Autumn Fest® Maple

Acer saccharum 'JFS-KW8' PP 22034

Brighten your view with lush, deep green leaves that turn brilliant red in autumn. Its fast growth and improved heat and drought tolerance will cool your world.

www.AutumnFestMaple.com

Flashfire[®] Maple

Acer saccharum 'JFS-Caddo2' PP 23361




Dark green, heat resistant leaves cast cool summer shade before turning the brightest red color of any sugar maple adapted to Southern growing conditions.

Vigorous growth, open branch angles, a strong central leader and improved mildew resistance recommend it as the best of the cultivars originating from seed collected in the Caddo Mountains of western Oklahoma.

www.FlashfireMaple.com


Acer saccharum 'Autumn Splendor'
Autumn Splendor Maple



Zone: 5
Height: 45'
Spread: 40'
Shape: Broadly oval to rounded
Foliage: Glossy green
Fall Color: Bright orange-red

One of the best and brightest sugar maples for the southern plains and the Southwest. Selected from an isolated strain of sugar maple found in Caddo County, Oklahoma, by the late Dr. John Pair of Kansas State University. It is very resistant to heat, drought and leaf tatter.

Acer saccharum 'Reba'
Belle Tower[®] Maple




Zone: 5
Height: 45'
Spread: 18'
Shape: Narrow oval
Foliage: Bright green
Fall Color: Orange-yellow

INSECT RESISTANCE: Japanese beetle

Adapted to heat and humidity, this southern Tennessee selection was tested in Alabama by Jeff Sibley of Auburn University. Summer foliage is fresh and bright green compared to other sugar maples that suffer in hot weather. Additionally, it is among the narrowest and upright forms we have seen.

Acer saccharum 'Bonfire'
Bonfire[™] Maple




Zone: 4
Height: 50'
Spread: 40'
Shape: Broadly oval
Foliage: Medium green
Fall Color: Bright orange to red

INSECT RESISTANCE: Japanese beetle

Bonfire[™] appears to be the fastest growing Sugar Maple selection. It has a wider environmental tolerance than most Sugar Maples, adapting well to diverse conditions. Produces a very brilliant fall color display of orange, orange-red and red.


Acer saccharum 'Commemoration'
Commemoration[®] Maple



Zone: 4
Height: 50'
Spread: 35'
Shape: Oval to rounded
Foliage: Thick, dark green, glossy
Fall Color: Orange to orange-red

This rapid growing Sugar Maple has thick, heavy leaves that are resistant to leaf tatter. It branches well as a young tree and develops good caliper.


Acer saccharum 'Morton'
Crescendo[™] Maple



Zone: 4
Height: 45'
Spread: 40'
Shape: Broadly oval
Foliage: Dark green
Fall Color: Orange red to bright red

Coming from the western range of the Sugar Maple and selected at Morton Arboretum, this tree features tough, heat resistant foliage and good orange red fall color.


Acer saccharum 'Endowment'
Endowment Maple



Zone: 4
Height: 50'
Spread: 20'
Shape: Columnar
Foliage: Dark green
Fall Color: Bright yellow

A columnar growth habit makes this cultivar well suited for street planting. Dark green foliage turns bright yellow in the fall.

Acer saccharum 'Baillista' PP 11119
Fall Fiesta[®] Maple



Zone: 4
Height: 50'
Spread: 40'
Shape: Broadly ovate
Foliage: Dark green
Fall Color: Orange, red, and yellow

INSECT RESISTANCE: Japanese beetle

Sturdy and compact when young, this cultivar matures to become a full size specimen with an especially symmetrical crown and thick dark green summer foliage. Autumn brings on a mix of orange, red, and yellow colors.

Acer saccharum 'JFS-Caddo2' PP 23361
Flashfire[®] Maple




Zone: 4
Height: 45'
Spread: 40'
Shape: Broadly oval
Foliage: Dark green
Fall Color: Bright red

Selected from Caddo Mountain sugar maple seedlings, this tree has the brightest red fall color we have seen in a cultivar adapted to Southern heat. It features dark green summer foliage, better mildew resistance than other Caddo selections, strong growth, and brilliant red, early fall color.




Oregon Trail® Maple

Acer saccharum 'Legacy'**Legacy® Maple**

Zone: 5
Height: 50'
Spread: 35'
Shape: Oval
Foliage: Glossy dark green
Fall Color: Reddish-orange to red

INSECT RESISTANCE: Japanese beetle

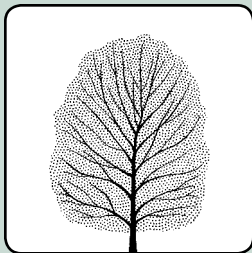
Legacy produces a very symmetrical oval crown. This, combined with its glossy dark green leaves makes it one of the most handsome Sugar Maples in summer. Its leaves are quite tough and resist leaf tatter and drought.

Acer saccharum 'Green Mountain'**Green Mountain® Maple**

Zone: 3
Height: 50'
Spread: 40'
Shape: Broadly oval
Foliage: Dark green
Fall Color: Reddish-orange to red


INSECT RESISTANCE: Japanese beetle

Green Mountain® is the standard for comparison in Sugar Maples. It is the most widely planted selection and has proven itself well over time. It is probably the hardiest Sugar Maple and is the best choice for northern areas. It provides reliable fall color.

Acer barbatum 'Sandersville' PP 19807**Harvest Moon® Maple**

Zone: 6
Height: 50'
Spread: 35'
Shape: Broadly oval
Foliage: Medium green
Fall Color: Orange-red


This sugar maple thrives in the heat of the South. Discovered in central Georgia, the parent tree has withstood 60 years of heat and drought. Unlike most southern sugar maples, it displays a bright orange-red fall color.

Acer saccharum 'John Pair'**John Pair Maple**

Zone: 5
Height: 30'
Spread: 30'
Shape: Rounded
Foliage: Glossy green
Fall Color: Red


Symmetrical and rounded in form, this heat resistant sugar maple of small stature is at home in the southern plains. Selected by horticulturist Dr. John Pair from the heat resistant Caddo County, Oklahoma seed source, its foliage stands up to summer heat.

© J. Frank Schmidt & Son Co.

Acer saccharum 'Flax Mill'**Majesty® Maple**


Zone: 3
Height: 50'
Spread: 40'
Shape: Broadly oval
Foliage: Dark green
Fall Color: Orange to reddish

One of the most vigorous Sugar Maples in the nursery, developing heavy caliper and full branching at a relatively early age.

Acer saccharum 'Sisseton'**Northern Flare® Maple**

Zone: 3
Height: 50'
Spread: 40'
Shape: Broadly ovate
Foliage: Dark green
Fall Color: Orange-red to red

Selected from the westernmost native population of sugar maple in the northern U. S., this hardy selection features vigorous, straight growth, thickly textured leaves, and bright orange-red fall color. This North Dakota State University introduction is tolerant of both cold and drought.

Acer saccharum 'Hiawatha 1'**Oregon Trail® Maple**

Zone: 5
Height: 45'
Spread: 40'
Shape: Broadly oval to rounded
Foliage: Dark green
Fall Color: Orange red to red

A tree with a story, this cultivar was chosen from hundreds of brightly colored sugar maples planted in Hiawatha, KS, "The City of Beautiful Maples." It's a tough Kansas native growing along the Oregon Trail, with strong branch structure, prairie resistant foliage, and great fall color.



Apollo® Maple



Northern Flare® Maple



Green Mountain® Maple

Crimson Sunset[®] MAPLE


Acer truncatum x *A. plat.* 'JFS-KW202' P.A.F.



Shade your landscape with style! Glossy, heat resistant foliage defies heat and humidity by maintaining its rich, deep purple color through the summer months.

www.CrimsonSunsetMaple.com


Acer saccharum 'Sugar Cone'
Sugar Cone Maple



Zone: 4
Height: 25'
Spread: 13'
Shape: Compact dwarf pyramidal
Foliage: Dark green
Fall Color: Orange-red

Dense, compact, and pyramidal, this descriptively named tree is the most dwarf of the sugar maple we offer. It stays small and tight and will not outgrow its planting location.

Acer saccharum 'Wright Brothers'
Wright Brothers Maple



Zone: 3
Height: 50'
Spread: 35'
Shape: Oval
Foliage: Green
Fall Color: Yellow-orange to red

Fast growing, hardy and reported to be resistant to scorch and frost cracking. Fall color is a bright mix of yellow, orange, and red.

Acer tataricum

Tatarian Maple


Acer tataricum
Tatarian Maple



Zone: 3
Height: 25'
Spread: 20'
Shape: Oval to rounded, often low branched
Foliage: Medium green
Fall Color: Yellow to orange-red
Fruit: Attractive red samaras

Bright red samaras add summer color. Fine small tree for tough sites, adaptable to dry, high pH soils and cold winters. Very similar to *A. ginnala*, but leaves are slightly larger and more rounded.


Acer tataricum 'GarAnn' PP 15023
Hot Wings[®] Maple



Zone: 3
Height: 20'
Spread: 24'
Shape: Rounded, spreading
Foliage: Medium green
Fall Color: Yellow to red
Flower: White, clusters in May
Fruit: Bright red samaras

Showy red samaras (winged seeds) shine in bright contrast to the summer foliage of this small tree that is an excellent performer in rugged climates. Broadly oval when young, its branches spread wider than tall, becoming rounded at maturity.

Acer tataricum 'Paddell'
Pattern Perfect[®] Maple



Zone: 3
Height: 25'
Spread: 20'
Shape: Broadly oval to rounded
Foliage: Medium green
Fall Color: Orange-red
Flower: White clusters in May
Fruit: Red samaras

A favorite in tough climates, this faster growing selection has proven tolerance to cold winters and dry, high pH soils. It grows in an oval form, becoming more rounded, and presents a good orange-red fall color.

Acer tataricum 'JFS-KW2'
Rugged Charm[®] Maple



Zone: 3
Height: 28'
Spread: 15'
Shape: Compact upright oval
Foliage: Medium green
Fall Color: Yellow-orange to red
Flowers: White clusters in May
Fruit: Attractive red samaras

Compact and oval in form, the shapely canopy of this refined selection is a charming improvement over the hardy and rugged species! Bright red seed wings float in bright contrast against summer's green leaves. Come autumn, the boldly textured foliage shows off a rich mix of yellow, orange, and bright red.

Acer truncatum

Acer truncatum x *A. plat.* 'JFS-KW202' PP 21838

Crimson Sunset[®] Maple



Zone: 4
Height: 35'
Spread: 25'
Shape: Upright oval
Foliage: Deep purple
Fall Color: Maroon to reddish bronze


Heat tolerance is the distinguishing characteristic of this *Acer truncatum* hybrid. Its foliage resembles that of Crimson King, but its form is more upright and compact. Thanks to the *Acer truncatum* parentage, it flourishes in the summer heat where few purple leafed plants will grow.

Rugged Charm[®] Maple





Norwegian Sunset® Maple

Acer truncatum × *A. platanoides* 'Keithsform'**Norwegian Sunset® Maple**

Zone: 4b
Height: 35'
Spread: 25'
Shape: Oval
Foliage: Dark green, glossy
Fall Color: Yellow-orange to red

INSECT RESISTANCE: Japanese beetle

An upright oval tree with yellow-orange to red fall color. Norwegian Sunset® has a particularly nice branch structure and uniform canopy. Its *Acer truncatum* parentage gives glossy foliage and heat resistance.

Acer truncatum × *A. platanoides* 'Warrenred'**Pacific Sunset® Maple**


Zone: 4b
Height: 30'
Spread: 25'
Shape: Upright spreading, rounded crown
Foliage: Dark green, smooth, very glossy
Fall Color: Yellow-orange to bright red

INSECT RESISTANCE: Japanese beetle

Outstanding glossy summer foliage changes to tints of yellow, red, and orange in the fall. Pacific Sunset® colors earlier and a little brighter than Norwegian Sunset®. Branch structure is a little finer textured and more spreading than Norwegian Sunset®.

Aesculus


Horsechestnut

Aesculus hippocastanum 'Baumannii'**Baumann Double Horsechestnut**

Zone: 4
Height: 50'
Spread: 40'
Shape: Broadly oval
Foliage: Dark green, palmately compound
Fall Color: Yellow
Flower: Large double white upright panicles
Fruit: Seedless


Profuse, showy blooms that outlast those of the species are sterile. Large panicles of double white flowers show slight tints of red and yellow. Seedless character makes it the favorite horsechestnut for street planting.

© J. Frank Schmidt & Son Co.

Aesculus × *carnea* 'Briotii'**Briotii Red Horsechestnut**

Zone: 4
Height: 30'
Spread: 35'
Shape: Round
Foliage: Dark green, palmately compound
Flower: Red, in 10" long clusters

A rounded, very symmetrical tree with bright red flowers in the spring. Very striking in bloom.


Aesculus × *carnea* 'Fort McNair'**Fort McNair Horsechestnut**

Zone: 4
Height: 32'
Spread: 30'
Shape: Rounded
Foliage: Dark green, palmately compound
Fall color: Yellowish
Flower: Pink with yellow throat, in panicles

Selected from the grounds of Fort McNair in Washington DC, this cultivar boasts improved resistance to leaf blotch disease and beautiful panicles of pink flowers in the spring.

Aesculus

Buckeye


*Aesculus flava***Yellow Buckeye**

Zone: 4
Height: 60'
Spread: 45'
Shape: Upright oval
Foliage: Dark green, palmately compound
Fall Color: Yellow-orange
Flower: Yellow, in 7" long clusters

Native to the central Appalachian Mountains and Ohio Valley, this is the largest growing and most magnificent of the buckeyes.

Alnus

Alder


*Alnus glutinosa***Black Alder**

Zone: 4
Height: 50'
Spread: 30'
Shape: Broadly pyramidal
Foliage: Dark green

Black alder is a fast growing tree for tough sites. It fixes nitrogen, thus it can grow in infertile soil, and it will tolerate extremely wet sites.


Amelanchier

Serviceberry

*Amelanchier canadensis***Shadblow Serviceberry**

Zone: 3
Height: 10'
Spread: 6'
Shape: Multi-stemmed shrub
Foliage: Green
Fall Color: Yellow to red
Flower: White, small, in clusters
Fruit: Edible, purplish blue, 3/8"

A multi-stemmed strongly upright large shrub, native to the eastern U.S. and tolerant of wet soils.

Amelanchier × *grandiflora* 'Autumn Brilliance'**Autumn Brilliance® Serviceberry**

Zone: 4
Height: 20'
Spread: 15'
Shape: Upright, moderately spreading
Foliage: Medium, green
Fall Color: Bright red
Flower: White, in clusters
Fruit: Edible, purplish blue, 1/4"

An excellent *Amelanchier* with good form and strong branching. It displays reliable spring bloom and bright fall colors.



Fort McNair Horsechestnut

Pacific Sunset® Maple





Spring Flurry® Serviceberry



Robin Hill Serviceberry



Royal Frost® Birch

Amelanchier × *grandiflora* 'Cole's Select'
Cole's Select Serviceberry



Zone: 4
Height: 20'
Spread: 15'
Shape: Upright, spreading
Foliage: Small, green
Fall Color: Bright orange-red
Flower: White, in clusters
Fruit: Edible, purplish blue, ¼"

This *Amelanchier* selection has thicker, glossier foliage than the others, giving it a healthy appearance in mid-summer.

Amelanchier grandiflora 'Princess Diana'
Princess Diana Serviceberry



Zone: 3
Height: 20'
Spread: 15'
Shape: Gracefully spreading
Foliage: Small, green
Fall Color: Brilliant red
Flower: White, in clusters
Fruit: Edible, purplish blue, ⅜"

A gracefully spreading small tree with excellent fall color. Fall foliage is spectacular, coloring early and lasting late in the season.


Amelanchier × *grandiflora* 'Robin Hill'
Robin Hill Serviceberry



Zone: 4
Height: 25'
Spread: 18'
Shape: Upright oval
Foliage: Medium green
Fall color: Orange
Flower: Light pink, in clusters
Fruit: Edible, ⅜", purple

This upright growing serviceberry features pink buds that open to panicles of delicate, pale pink flowers in the spring. It develops a more uniform, shapely canopy and tree form than most *A. grandiflora* cultivars.

Amelanchier laevis
Allegheny Serviceberry



Zone: 4
Height: 25'
Spread: 15'
Shape: Upright, oval, irregular
Foliage: Small, green
Fall Color: Orange
Flower: White, in clusters
Fruit: Edible, purplish blue, ⅜"

Grown both as tree form and multi-stem. It is a little taller, more upright, and more "tree-like" than most *Amelanchier* species.

Amelanchier laevis 'JFS-Arb' PP 15304
Spring Flurry® Serviceberry



Zone: 4
Height: 28'
Spread: 20'
Shape: Upright oval
Foliage: Medium green
Fall Color: Orange
Flower: White, in clusters
Fruit: Edible, purplish blue, ⅜"

A street tree *Amelanchier*! This Schmidt introduction has exceptional tree form. A dominant central leader supports strongly upward-oriented scaffold branches. Pure white blooms smother a delicate latticework of twigs in spring. These give way to healthy green foliage that turns orange in the fall.

Amelanchier laevis 'Snowcloud'
Snowcloud Serviceberry



Zone: 4
Height: 28'
Spread: 20'
Shape: Upright, oval, good tree form
Foliage: Dark green, red tint in spring
Fall Color: Scarlet
Flower: White in clusters
Fruit: Edible, ⅜", purplish blue

Selected for upright, tree form growth, this strong growing serviceberry makes a good small street tree.




Shiloh Splash Birch

Betula

Birch

Betula 'Penci-2'
Royal Frost® Birch




Zone: 4
Height: 40'
Spread: 25'
Shape: Pyramidal
Foliage: Purple-bronze
Fall Color: Yellow-orange to reddish

INSECT RESISTANCE: Japanese beetle

A hybrid of Crimson Frost and Whitespire, this tree combines purple-bronze foliage with an upright pyramidal growth habit. It maintains a strong leader and shows better caliper development and density than other purple leaf birch.


Betula jacquemontii
Jacquemontii Birch



Zone: 5
Height: 40'
Spread: 30'
Shape: Upright oval
Foliage: Dark green, thick, glossy
Fall Color: Yellow

INSECT RESISTANCE: Partial resistance to leaf miner

This tree has the whitest bark of all the Birches. Its trunk seems to almost glow when the tree is planted among darker foliated plant material.


*Betula nigra***River Birch**

Zone: 4
Height: 40'
Spread: 35'
Shape: Broadly pyramidal to rounded
Foliage: Medium to dark green
Fall Color: Yellow to gold

INSECT RESISTANCE:

Bronze birch borer, Japanese beetle

The bark exfoliates to expose tan, pink or orange colored younger stems, which contrast beautifully with the white barked species.


Betula nigra 'BNMTF'**Dura-Heat® Birch**

Zone: 6
Height: 40'
Spread: 30'
Shape: Broadly pyramidal
Foliage: Glossy dark green
Fall Color: Yellow

INSECT RESISTANCE:

Bronze birch borer, Japanese beetle

Heat resistant, glossy, deep green foliage gives this cultivar a fresh look through the heat of the summer, even in the southern U.S. It branches freely, giving it better density and a more compact appearance than the species. Attractive exfoliating bark is a medley of cream and tan colors.

Betula nigra 'Cully'**Heritage® Birch**


Zone: 4
Height: 40'
Spread: 30'
Shape: Broadly pyramidal
Foliage: Light green, glossy
Fall Color: Yellow

INSECT RESISTANCE: Bronze birch borer


A selection of River Birch chosen for its lighter colored bark and large, glossy, light green leaves. The peeling bark exposes mottled patches of cream, orange and pinkish tan colors.



Heritage® Birch




Renaissance Oasis® Birch

Betula nigra 'Shiloh Splash' PP 16362**Shiloh Splash Birch**

Zone: 5
Height: 10'
Spread: 8'
Shape: Rounded, shrubby small tree
Foliage: Variegated, cream-yellow and green
Fall Color: Yellow

INSECT RESISTANCE: Bronze birch borer

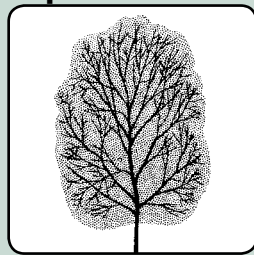
Brightly variegated foliage graces this diminutive birch. Outer portions of the leaves are cream white to yellow, while the center remains green. The tree has smaller leaves than typical of the species and is much smaller at maturity.

Betula nigra 'Summer Cascade' PP 15105**Summer Cascade Birch**

Zone: 5
Height: 15'
Spread: 20'
Shape: Gracefully weeping
Foliage: Medium green
Fall Color: Yellow


INSECT RESISTANCE: Bronze birch borer

This river birch is surprisingly fast growing in the nursery but quickly matures to a graceful weeping habit that controls its ultimate size. In winter, it shows off its warm creamy-brown exfoliating bark. Tolerant of wet soils, it's the first weeping birch with resistance to the bronze birch borer.

*Betula papyrifera***Paper Birch**

Zone: 3
Height: 50'
Spread: 35'
Shape: Oval
Foliage: Dark green
Fall Color: Yellow


In cooler climates, this is the most permanent and desirable of all white barked Birches. Slow to turn white, but a perfect chalk-white when older. Beautiful as a single stem tree or clump form.

Betula papyrifera 'Varen' PP 15768**Prairie Dream® Birch**

Zone: 2b
Height: 40'
Spread: 25'
Shape: Pyramidal to upright oval
Foliage: Dark green
Fall Color: Golden yellow

INSECT RESISTANCE: Bronze birch borer

Adaptability, stress tolerance, dark green foliage and exfoliating snow-white bark are winning attributes of this Great Plains native birch. A cold hardy selection from seed of Killdeer Mountain, ND and introduced by North Dakota State University.

Betula papyrifera 'Oenci' PP 12,766**Renaissance Oasis® Birch**


Zone: 3
Height: 50'
Spread: 30'
Shape: Broadly pyramidal to oval
Foliage: Dark green
Fall Color: Yellow

INSECT RESISTANCE: Bronze birch borer

Improved drought tolerance and pH resistance are attributes of this tree that originated from the long-time breeding program of Wisconsin nurseryman Tom Pinney, Jr. Mahogany-accented exfoliating bark reveals very attractive bright white bark at an earlier age than is typical of the species.



Summer Cascade Birch

Betula papyrifera 'Renci' PP 12768**Renaissance Reflection® Birch**

Zone: 3
Height: 50'
Spread: 25'
Shape: Upright pyramidal
Foliage: Dark green
Fall Color: Yellow

INSECT RESISTANCE: Bronze birch borer

This cultivar was selected by Tom Pinney Jr. for its upright pyramidal shape, brilliant white bark, and high resistance to bronze birch borer. It's faster growing than typical of the species and produces a narrower crown.



Carpinus betulus 'JFS-KW1CB' PP 22814

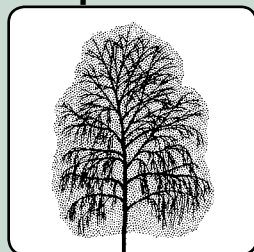


Deep green, handsomely corrugated leaves promise cool summer shade before turning golden yellow in autumn. A tough, adaptable tree with superior heat and drought tolerance.

www.EmeraldAvenueTrees.com

Betula pendula

European White Birch




Zone: 2
Height: 45'
Spread: 30'
Shape: Broadly pyramidal to oval
Foliage: Medium green
Fall Color: Yellow to yellow green

INSECT RESISTANCE: Japanese beetle

Very attractive tree with white bark that does not peel as much as Paper Birch. Tolerates wet soil.

Betula pendula 'Dalecarlica'

Cutleaf Weeping Birch




Zone: 2
Height: 40'
Spread: 20'
Shape: Narrowly oval with slender branches with weeping tips
Foliage: Dark green
Fall Color: Yellow

INSECT RESISTANCE: Japanese beetle

Although it becomes a relatively large tree, slender branches always give it a graceful, delicate appearance. Hardy enough to do well in the Rocky Mountain states.

Betula pendula 'Youngii'

Young's Weeping Birch




Zone: 2
Height: 15'
Spread: 20'
Shape: Picturesque, weeping
Foliage: Dark green
Fall Color: Yellow

This easily shaped tree is especially suited to small garden areas. Its characteristic, asymmetric branch structure makes it an attractive and interesting addition to an informal landscape.

Betula platyphylla 'Fargo' PP 10963

Dakota Pinnacle® Birch




Zone: 3
Height: 40'
Spread: 15'
Shape: Narrowly pyramidal
Foliage: Dark green
Fall Color: Yellow

INSECT RESISTANCE: Japanese beetle

Developed by North Dakota State University, this very cold hardy birch is well adapted to the tough climate of the northern plains. A stiffly upright, narrowly pyramidal form, combined with dense, dark green foliage and white bark give it a striking appearance.

Betula populifolia 'Whitespire Sr.'

Whitespire Sr. Birch



Zone: 4
Height: 40'
Spread: 25'
Shape: Pyramidal to oval
Foliage: Dark green glossy leaves
Fall Color: Yellow

INSECT RESISTANCE:

Bronze birch borer, Japanese beetle


Whitespire "Senior" is vegetatively propagated directly from the original, superior tree in Wisconsin.

Caragana

Siberian Peashrub

Caragana arborescens 'Pendula'

Weeping Siberian Peashrub



Zone: 2
Height: 15'
Spread: 15'
Shape: Weeping
Foliage: Pinnately compound, bright medium green
Flower: Small, bright yellow
Fall Color: Yellowish


A very cold hardy plant, able to withstand some of the most difficult sites. Well adapted to drought and poor or alkaline soil. Attractive spring flowers and summer foliage.

Carpinus

Hornbeam

Carpinus betulus 'Fastigiata'

Pyramidal European Hornbeam



Zone: 5
Height: 35'
Spread: 25'
Shape: Dense compact, narrow when young, becoming oval
Foliage: Dark green
Fall Color: Yellow

Symmetrical and formal in appearance. It is heat and drought resistant, and seems to be relatively free of disease and pest problems.

Dakota Pinnacle® Birch






Native Flame® American Hornbeam

Carpinus caroliniana 'JFS-KW6'

Native Flame® American Hornbeam




Zone: 5
Height: 30'
Spread: 20'
Shape: Upright oval
Foliage: Green
Fall Color: Red

This versatile native species is ripe for cultivar development, and Native Flame® leads the pack into bright fall colors. Selected for good upright growth and form, and especially for its bright red fall color. It combines the graceful informality of a native with the brilliant colors of a modern cultivar.

Catalpa × erubescens 'Purpurea'

Purple Catalpa



Zone: 5
Height: 45'
Spread: 40'
Shape: Rounded
Foliage: Purple in spring
Fall Color: Yellowish
Flower: Large white panicles

This Catalpa leafs out in spring with beautiful deep purple leaves that unfurl to a huge size. Large panicles of yellow and purple-spotted white flowers crown the canopy in late spring as the foliage begins its transition to bronze-green summer color.

Cedrus

Cedar

Cedrus atlantica 'Glauca'

Blue Atlas Cedar




Zone: 6
Height: 60'
Spread: 40'
Shape: Pyramidal, open
Foliage: Silvery blue

A handsome specimen tree, this blue selection can be a truly beautiful plant, especially in an area with ample turf where it can develop naturally.

Cedrus atlantica 'Glauca Pendula'

Weeping Blue Atlas Cedar



Zone: 6
Height: 15'
Spread: 10'
Shape: Narrow when young, weeping
Foliage: Silvery blue

This tree has vertically drooping branches and silvery blue needles. Slow growth means it stays relatively narrow in its youth. Age brings increasing character.

Blue Atlas Cedar



Carpinus betulus 'JFS-KW1CB' PP 22814

Emerald Avenue® Hornbeam




Zone: 5
Height: 40'
Spread: 28'
Shape: Broadly pyramidal to ovate
Foliage: Deep green
Fall Color: Yellow

A stout trunk, strong central leader, and sturdy branch arrangement led to our nicknaming this brawny tree "The Hulk." Vigorous and easy to grow, its performance is impressive on the street. When others look tired during the dog days of summer, Emerald Avenue® maintains healthy deep green foliage, thanks to its superior heat tolerance.

Carpinus betulus 'Frans Fontaine'

Frans Fontaine Hornbeam




Zone: 5
Height: 35'
Spread: 15'
Shape: Narrow, columnar
Foliage: Dark green
Fall Color: Yellow

Fastigate form is maintained with maturity, the narrowest of the *C. betulus* cultivars.

Carpinus caroliniana

American Hornbeam
 syn. Blue Beech



Zone: 4
Height: 25'
Spread: 20'
Shape: Oval
Foliage: Dark green
Fall Color: Yellow to bright orange-red


Eastern U.S. native also known as Ironwood and Musclewood; names inspired by the smooth, gray, irregularly fluted trunk. A widely adapted small tree with outstanding fall color, excellent for naturalistic plantings.

Purple Catalpa



Carpinus caroliniana 'CCSQU' PP 11280

Palisade® American Hornbeam




Zone: 5
Height: 30'
Spread: 15'
Shape: Upright narrow oval
Foliage: Green
Fall Color: Yellow orange

Palisade® forms an upright oval canopy with ascending branches and excellent density. It brings a uniform street tree appearance to an otherwise variable species. Attractive sinewy gray bark forms on mature trees.

Catalpa

Catalpa speciosa

Northern Catalpa



Zone: 5
Height: 50'
Spread: 35'
Shape: Pyramidal with rounded top, open structure
Foliage: Medium green, large leaves
Fall Color: Yellow-green
Flower: White, in large clusters


A native of the central United States and known for its tolerance of tough conditions, especially heat and drought. Its branch structure presents a bold, rugged appearance.



Prairie Sentinel® Hackberry

Celtis occidentalis 'JFS-KSU1'

Prairie Sentinel® Hackberry



Zone: 4
Height: 45'
Spread: 12'
Shape: Tightly fastigate, columnar
Foliage: Medium green
Fall Color: Yellow

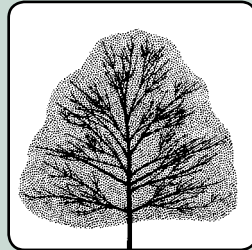
This fastigate hackberry fills the need for a columnar tree for narrow city streets in the toughest climates. Discovered in the rugged high plains of western Kansas, it has great adaptability to heat, drought, and cold of the prairie.

Cercidiphyllum

Katsura Tree

Cercidiphyllum japonicum

Katsura Tree




Zone: 5
Height: 40'
Spread: 40'
Shape: Upright and pyramidal when young, rounded with age
Foliage: Bluish-green
Fall Color: Yellow or apricot orange

A tree of variable form: Single stem trees are usually upright when young, while multi-stem plants are usually spreading. The beautiful heart shaped foliage and the delicate, fine texture make this tree an eye catcher in parks and gardens.

Cercidiphyllum japonicum 'Rotfuchs'

Red Fox Katsura Tree



Zone: 5
Height: 30'
Spread: 16'
Shape: Upright oval
Foliage: Purple in spring to bronze-green in summer
Fall Color: Orange-bronze

With deep purple spring foliage and a more compact, upright and narrow shape, this cultivar of German origin is unique in leaf color and texture. Its form is suited for much tighter spaces than the broader spreading species.

Red Fox Katsura Tree

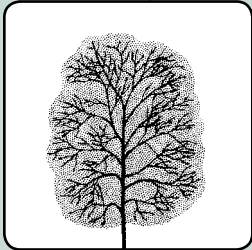


Celtis

Hackberry

Celtis occidentalis

Hackberry




Zone: 3
Height: 45'
Spread: 35'
Shape: Broad top with ascending, then arching branches
Foliage: Light green
Fall Color: Yellow

Tolerant of harsh climatic conditions as well as urban abuse, this deep rooted tree rarely lifts sidewalks. The rough, corky bark adds interest and resists damage.

Celtis 'Magnifica'

Magnifica Hackberry



Zone: 5
Height: 50'
Spread: 40'
Shape: Broadly oval to vase shaped
Foliage: Medium green
Fall Color: Yellow


This Hackberry selection develops a large, arching canopy similar to that of an Elm. Thought to be a hybrid of *C. occidentalis* and *C. laevigata*, it exhibits faster growth and better insect resistance than its parents.

Cercis

Redbud

Cercis canadensis

Eastern Redbud



Zone: 5
Height: 25'
Spread: 30'
Shape: Multi-stem or low branching tree. Somewhat flat-topped
Foliage: Medium green
Fall Color: Yellow
Flower: Reddish purple in bud, rosy-pink when open


The profuse flowers that bloom in April or May before the leaves develop make this a spring favorite. It is attractive as a tree for naturalized garden areas or as a graceful addition to a small yard.



Appalachian Red Redbud

Cercis canadensis 'Appalachian Red'

Appalachian Red Redbud




Zone: 5
Height: 20'
Spread: 25'
Shape: Multi-stem or low branched, spreading
Foliage: Dark green
Fall Color: Yellow
Flower: Bright pink flowers emerge from magenta buds

This cultivar has the brightest flowers we have seen in a Eastern redbud. Magenta buds open to shockingly bright pink blooms, often described as neon pink or hot pink, quite different from the lavender tinted soft pink more typically seen in the species. It flowers heavily and has excellent dark green summer foliage.


Cercis canadensis 'Forest Pansy'

Forest Pansy Redbud




Zone: 5
Height: 20'
Spread: 25'
Shape: Upright spreading branches, rounded
Foliage: Deep purple paling to bronze-green
Fall Color: Yellow orange
Flower: Magenta rose

A highly prized red-leaved selection of Eastern Redbud. Delicate magenta rose flowers appear before the foliage. New growth is exceptionally glossy.

Cercis canadensis 'Covey' PP 10328**Lavender Twist® Redbud**


Zone: 5
Height: 7'
Spread: 8'
Shape: Weeping, umbrella shaped
Foliage: Medium green
Fall Color: Yellow
Flower: Magenta buds open rosy pink

Elegant and graceful, weeping and compact, this plant creates a great feature in a small garden. Springtime's tight clusters of bright magenta buds open to reveal rosy pink flowers. Slightly zigzagging branches cascade to form lattice work curtains of heart-shaped foliage.

Cercis canadensis 'Merlot' PP 22297**Merlot Redbud**


Zone: 6
Height: 18'
Spread: 20'
Shape: Upright spreading, rounded
Foliage: Glossy, deep purple becoming bronze purple
Fall Color: Yellow
Flower: Magenta rose

Compact form and glossier, more heat resistant leaves than those of Forest Pansy suggest better performance in warm climates. Selected from the second generation of a cross of 'Texas White' x 'Forest Pansy' by Dennis Werner of NCSU.

Cercis texensis 'Oklahoma'**Oklahoma Redbud**

Zone: 6
Height: 20'
Spread: 25'
Shape: Upright spreading to rounded
Foliage: Glossy, thick, bright green
Fall Color: Yellow
Flower: Reddish-pink buds open to bright magenta-pink

Heat resistant foliage is deep green, bright and glossy. One of the most impressive redbuds in flower, it is more colorful than the species as its intense reddish pink buds open to a slightly brighter shade of magenta-pink.

Cercis canadensis 'JN2' PP 21451**The Rising Sun™ Redbud**

Zone: 5
Height: 16'
Spread: 20'
Shape: Spreading, rounded
Foliage: Yellow, with orange new growth
Fall Color: Yellow
Flower: Magenta rose

A springtime show of magenta flowers clustered along bare branches gives way to apricot-orange new growth and yellow summer foliage. Drought and heat resistance prevents leaves from burning. Smooth, tan bark adds winter interest.

© J. Frank Schmidt & Son Co.

Chamaecyparis

Falsecypress

Chamaecyparis nootkatensis 'Pendula'**Weeping Alaskan Cedar**

Zone: 5
Height: 30'
Spread: 10'
Shape: Narrow, conical
Foliage: Light green


A gracefully weeping top and pendulous branches cascade from an upright central trunk to create a remarkable sculptural landscape specimen.



Lavender Twist® Redbud


Chionanthus

Fringe Tree

*Chionanthus virginicus***Fringe Tree**


Zone: 4
Height: 18'
Spread: 20'
Shape: Oval to spreading
Foliage: Medium to dark green
Fall Color: Yellow
Flower: Small greenish-white flowers borne in clusters, fragrant

In late spring, masses of fragrant and feathery blooms cover the branches of this tree whose Latin name translates to "Snow Flower." Adaptable to varied soils and climates, and quite tolerant of urban conditions.

*Chionanthus retusus***Chinese Fringe Tree**

Zone: 5
Height: 20'
Spread: 20'
Shape: Broadly oval
Foliage: Deep green
Fall Color: Bright yellow
Flower: White, snow-like, in large clusters

This small ornamental has multi-season appeal. In late spring, snow white flowers cover the branch tips. Dark green summer foliage change to bright yellow in the fall, then winter brings emphasis to its attractive gray bark on the trunk and low branches.


Chionanthus retusus 'Tokyo Tower'**Tokyo Tower Fringe Tree**

Zone: 5
Height: 20'
Spread: 10'
Shape: Narrow upright vase
Foliage: Deep green
Fall Color: Bright yellow
Flower: White, snow-like, in large clusters
Fruit: Small, blue-black

Four-seasons of beauty recommend this small tree. Upright branches are smothered in clouds of white flowers in spring. Glossy dark green leaves of summer turn bright golden yellow in autumn and are accented by small blue-black fruits. Golden-tan exfoliating bark lends winter interest to its narrow winter silhouette.

Cladrastis

Yellowwood

*Cladrastis kentukea***Yellowwood**

Zone: 4
Height: 30'
Spread: 40'
Shape: Round
Foliage: Bright green
Fall Color: Brilliant yellow
Flowers: White, in long clusters, fragrant

Showy cascades of fragrant white pea-like blooms are spectacular in May and June. Compound leaves and arching branches give an elm-like shape to this urban-tolerant native shade tree.



Fringe Tree



Dogwood Quick Reference

Variety	Zone	H	W	Flower	Foliage
Florida Varieties					
Pink Flowering	5	20'	20'	Pink	Green
Cherokee Brave	5	25'	22'	Reddish-pink with white center	Dark green
Cherokee Chief	6	20'	20'	Rose red to ruby red	Dark green
Cherokee Princess	6	24'	20'	White	Green
Cherokee Sunset	6	20'	20'	Deep pink to light red	Variagated yellow and green
Cloud 9	5	15'	20'	White	Green
Prairie Pink	6	20'	20'	Light pink	Glossy green
Kousa Varieties					
Chinese Kousa	5	20'	20'	White	Medium green
Champions Gold™	5	20'	20'	White	Green, turning bright yellow
Heart Throb®	5	20'	20'	Rose pink	Dark green
Milky Way Select	5	15'	15'	Large creamy white bracts	Dark green
Samaritan®	5	20'	20'	Large creamy white bracts	Variagated cream-white and green
Satomi	5	20'	20'	Rose pink	Light green
Summer Fun	5	18'	15'	White	Variagated white and green
Summer Gold	5	15'	15'	White	Variagated yellow and green
Hybrid Varieties					
Aurora®	6	24'	20'	White	Green
Celestial®	6	20'	20'	White	Green
Celestial Shadow®	6	20'	20'	White	Variagated yellow and green
Eddie's White Wonder	6	25'	20'	Large white bracts	Dark green
Starlight®	6	30'	20'	Large, creamy white	Deep green
Stellar Pink®	6	20'	20'	Light pink	Green
Venus®	5b	25'	20'	Very large, 6", creamy white	Deep green
Other Varieties					
June Snow™	5	30'	40'	White, in flat topped clusters	Dark green
Cornelian Cherry	5	18'	22'	Small, yellow, in masses	Glossy dark green
Golden Glory Cornelian Cherry	4	22'	18'	Small, bright yellow, in masses	Glossy dark green


See this chart with color photos and more information at www.jfschmidt.com/dogwoods

Cornus

Dogwood

Cornus controversa 'June Snow-JFS'

June Snow™ Dogwood



Zone: 5
Height: 30'
Spread: 40'
Shape: Horizontally layered, spreading
Foliage: Dark green
Fall Color: Orange to red
Flower: White, in flat topped clusters
Fruit: Blue-black, ¼", clustered


Fast growing and wide spreading, with branches developing a horizontally tiered appearance. Flat topped clusters of white flowers often exceed 6" in diameter. Outstanding fall color; mottled orange-yellow, red, and purple-red.



June Snow™ Dogwood

Cornus florida rubra

Pink Flowering Dogwood




Zone: 5
Height: 20'
Spread: 20'
Shape: Upright spreading, rounded crown
Foliage: Green
Fall Color: Red
Flower: Pink

The pink flowering dogwood is an old time favorite for good reason. Delicate pink flower bracts smother its branches in spring.

Cornus florida 'Comco No. 1' PP 10166

Cherokee Brave Dogwood




Zone: 5
Height: 25'
Spread: 22'
Shape: Upright spreading, rounded crown
Foliage: Dark green
Fall Color: Red
Flower: Reddish-pink with white center

DISEASE RESISTANCE:


Spot anthracnose and powdery mildew

The most vigorous of the pink flowered dogwoods, this cultivar shows resistance to both powdery mildew and spot anthracnose. Well branched in the nursery, it is impressive for its size, deeply colored foliage, and bloom.

Cornus florida 'Cherokee Chief'**Cherokee Chief Dogwood**


Zone: 6
Height: 20'
Spread: 20'
Shape: Upright spreading, rounded crown
Foliage: Dark green
Fall Color: Red
Flower: Rose red to ruby red

This cultivar is noted for its red flowers, much deeper in color than the delicate pink of *C. florida rubra*.

Cornus florida 'Cherokee Princess'**Cherokee Princess Dogwood**


Zone: 6
Height: 24'
Spread: 20'
Shape: Upright oval, rounded crown
Foliage: Green
Fall Color: Red
Flower: White

A very vigorous white flowering selection, upright growing, with large, glossy green leaves. Reliable and heavy flowering; large white bracts.

Cornus florida 'Sunset'**Cherokee Sunset Dogwood**



Zone: 6
Height: 20'
Spread: 20'
Shape: Upright spreading, rounded crown
Foliage: Variegated yellow and green
Fall Color: Red
Flower: Deep pink to light red

This is the only variegated dogwood with red flower bracts. A vigorous grower, it displays a variety of changing colors through the spring, summer, and fall.

Cornus florida 'Cloud 9'**Cloud 9 Dogwood**


Zone: 5
Height: 15'
Spread: 20'
Shape: Spreading, broadly rounded crown
Foliage: Green
Fall Color: Red
Flower: White

Heavy production of large white flowers at an early age. The rounded flower bracts are overlapping and give a clean white appearance.

Cherokee Brave Dogwood*Cornus florida* 'Prairie Pink'**Prairie Pink Dogwood**


Zone: 6
Height: 20'
Spread: 20'
Shape: Upright spreading, rounded crown
Foliage: Glossy green
Fall Color: Orange red to purple red
Flower: Light pink

Soft pink flowers cover the tree in spring and give way to thick glossy leaves that resist the tough climate of the plains. Selected at Kansas State University as a top performer for the heat of Kansas.

*Cornus kousa chinensis***Chinese Kousa Dogwood**


Zone: 5
Height: 20'
Spread: 20'
Shape: Widely vase shaped to rounded, layered branches
Foliage: Medium green
Fall Color: Reddish
Flower: White

Four large white bracts form star shaped "flowers" in June. An unusual and beautiful dogwood that is hardier, more drought tolerant and disease resistant than *C. florida*.

Cornus kousa 'Losely' P.A.F.**Champion's Gold™ Dogwood**

Zone: 5
Height: 20'
Spread: 20'
Shape: Widely vase shape to rounded
Foliage: Green, turning bright yellow
Fall Color: Orange-red
Flower: White


A tree of many colors! Leaves emerge green in spring. By mid-summer, foliage exposed to direct sun takes on a bright yellow hue, creating an overall multi-colored effect. As summer progresses, the yellow tones spread and intensify until autumn arrives, when the leaves turn bright orange-red.

Cornus kousa 'Schmred' PP 9283**Heart Throb® Dogwood**

Zone: 5
Height: 20'
Spread: 20'
Shape: Rounded
Foliage: Dark green
Fall Color: Deep red
Flower: Rose pink
Fruit: Red, 3/4"

Large, rose pink flower bracts form flower heads that reach four inches in diameter. Introduced by Don Schmidt Nursery, its handsome blooms last for up to two months in Oregon.

**Heart Throb® Dogwood****Chinese Kousa Dogwood****Prairie Pink Dogwood****Champion's Gold™ Dogwood**



Milky Way Select Dogwood



Summer Fun Dogwood




Celestial Shadow Dogwood



Venus® Dogwood


Cornus kousa 'Milky Way Select'
Milky Way Select Dogwood



Zone: 5
Height: 15'
Spread: 15'
Shape: Rounded to wide vase
Foliage: Green
Fall Color: Bright red
Flower: Large creamy white bracts
Fruit: Red, 3/4"

Selected for its heavy and long lasting display of creamy white flowers, each composed of four large bracts. This showy cultivar also features abundant bright orange-red fruit and excellent orange-red to red autumn color.


Cornus kousa 'Samzam'
Samaritan® Dogwood



Zone: 5
Height: 20'
Spread: 20'
Shape: Rounded to wide vase
Foliage: Variegated cream-white and green
Fall Color: Pinkish red
Flower: Large creamy white bracts
Fruit: Red, 3/4"

Creamy white blooms floating above variegated foliage make this cultivar a standout in the field. Healthy green foliage is trimmed in summer with cream-white leaf margins. These change in autumn to edge the reddish leaves with pink. Consistent growth, uniform size and healthy foliage combine to produce a winner.


Cornus kousa 'Satomi'
Satomi Dogwood



Zone: 5
Height: 20'
Spread: 20'
Shape: Vase shaped to rounded
Foliage: Light green
Fall Color: Red
Flower: Rose pink

Rose pink blooms perch atop the branches of Satomi Dogwood in late spring. Raspberry-like fruits appear in late summer among the light green leaves that turn varied shades of red in the fall.


Cornus kousa 'Summer Fun'
Summer Fun Dogwood



Zone: 5
Height: 18'
Spread: 15'
Shape: Rounded to wide vase
Foliage: Variegated, white and green
Fall Color: Red orange with pink margins
Flower: White
Fruit: Red, 3/4"

White flower bracts of late spring complement rich, boldly contrasting green and cream-white leaves. Leaf margins are brighter white than those of other variegated dogwoods. Vivid fall tones are red orange and pink.


Cornus kousa 'Summer Gold' PP 22765
Summer Gold Dogwood



Zone: 5
Height: 15'
Spread: 15'
Shape: Rounded to wide vase
Foliage: Variegated yellow and green
Fall Color: Pink, then red
Flower: White
Fruit: Red, 3/4"

White bracted flowers held above bright green and golden yellow variegated foliage are a flashy, eye catching combination in summer. In autumn, golden margins of the two-tone foliage become pink, and then the entire leaf turns bright red.

Cornus × 'Rutdan'
Aurora® Dogwood




Zone: 6
Height: 24'
Spread: 20'
Shape: Upright spreading
Foliage: Green
Fall Color: Red
Flower: White

DISEASE RESISTANCE: Dogwood anthracnose and powdery mildew

Branches laden with broad, creamy white, overlapping flower bracts recommend this *C. kousa* × *C. florida* hybrid as one of the most showy of the Rutgers dogwoods. Growth habit is vigorous and upright.

Cornus × 'Rutdan'
Celestial® Dogwood




Zone: 6
Height: 20'
Spread: 20'
Shape: Upright spreading
Foliage: Green
Flower: White
Fruit: None

DISEASE RESISTANCE: Dogwood anthracnose and powdery mildew

Clean, disease resistant foliage and a heavy annual bloom make this tree both reliable and beautiful. Cream-white flowers have broad, overlapping bracts.

Cornus × 'Celestial Shadow'
Celestial Shadow Dogwood



Zone: 6
Height: 20'
Spread: 20'
Shape: Rounded
Foliage: Variegated yellow and green
Fall Color: Pinkish then bright red
Flower: White
Fruit: None observed


Large white flowers of late spring combine with uniquely variegated foliage to create an irresistible color combination. Bright yellow and green summer variegation brightens when the leaf margins take on a pink tint that spreads to the center and intensifies until the foliage is bright red.



Starlight® Dogwood

Cornus kousa × *nuttallii* 'KN4-43' PP 16293

Starlight® Dogwood



Zone: 6
Height: 30'
Spread: 20'
Shape: Upright oval
Foliage: Deep green
Fall Color: Red
Flower: Large, creamy white
Fruit: Red orange, ¾", sparse


DISEASE RESISTANCE:

Dogwood anthracnose and powdery mildew

Healthy dark green foliage complements the large, firm, creamy white flower bracts that smother its branches in late spring. This hybrid offers the upright growth habit and form of its Pacific Dogwood parent, plus the disease resistance of its Chinese Dogwood parent.

Cornus × 'Rutgan'

Stellar Pink® Dogwood



Zone: 6
Height: 20'
Spread: 20'
Shape: Upright to upright spreading
Foliage: Green
Fall Color: Bright red
Flower: Light pink
Fruit: None


DISEASE RESISTANCE:

Dogwood anthracnose and powdery mildew

Large and slightly overlapping flower bracts are tinted a delicate shade of soft pink, a little lighter in color than *C. florida rubra*. Flowering date of the Rutgers series is intermediate between the *C. kousa* and *C. florida* parents.

Cornus (kousa × nuttallii) × kousa 'KN 30-8' PP 16309

Venus® Dogwood



Zone: 5b
Height: 25'
Spread: 20'
Shape: Upright oval
Foliage: Deep green
Fall Color: Red to purple-red
Flower: Very large, 6", creamy white
Fruit: Red orange, ¾", sparse

DISEASE RESISTANCE:


Dogwood anthracnose and powdery mildew

This vigorous hybrid dogwood combines the huge flowers of the Pacific dogwood with the environmental tolerance of the Chinese dogwood. It has the largest bloom of any dogwood we have seen and is very floriferous and nearly sterile.

© J. Frank Schmidt & Son Co.

Cornus 'Eddie's White Wonder'

Eddie's White Wonder Dogwood




Zone: 6
Height: 25'
Spread: 20'
Shape: Upright, pyramidal with slightly pendulous branching
Foliage: Dark green
Fall Color: Red
Flower: Large white bracts
Fruit: Small red

White flower bracts of this hybrid cultivar are much larger than those of its parent *C. florida*, and it grows taller. It is also easier to grow and more adaptable than its other parent, *C. nuttallii*.

Cornus mas

Cornelian Cherry




Zone: 5
Height: 18'
Spread: 22'
Shape: Low branched, rounded
Foliage: Glossy dark green
Fall Color: Slight to reddish purple
Flower: Small, yellow, in masses
Fruit: Bright red, cherry like

In form and fruit, this tree could be mistaken for a crabapple. Its exfoliating bark and masses of bright yellow flowers that appear very early in the spring make it unique.

Cornus mas 'Golden Glory'

Golden Glory Cornelian Cherry



Zone: 4
Height: 22'
Spread: 18'
Shape: Broadly oval
Foliage: Glossy dark green
Fall Color: Slight to reddish purple
Flower: Small, bright yellow, in masses
Fruit: Golden yellow, glossy, oblong, ½"

Featuring a more upright growth habit, glossier foliage, and brighter yellow flowers, this improved cultivar makes a more uniform and better looking specimen than the species.




Turkish Hazel



Cornelian Cherry



Cornelian Cherry




Golden Glory Cornelian Cherry

Corylus

Turkish Hazel

Corylus colurna

Turkish Hazel (Filbert)



Zone: 4
Height: 45'
Spread: 30'
Shape: Pyramidal
Foliage: Green
Fall Color: Yellow

Featuring boldly textured foliage, rough silvery bark and drought tolerance, this pH adaptable tree forms a pyramidal crown that is especially suitable for shading landscapes in more arid climates.



Washington Hawthorn



Toba Hawthorn



Thornless Cockspur Hawthorn




Crimson Cloud Hawthorn

Crataegus

Hawthorn

Crataegus crus-galli 'Inermis'

Thornless Cockspur Hawthorn



Zone: 4
Height: 25'
Spread: 25'
Shape: Rounded, spreading
Foliage: Leathery, deep green, glossy
Fall Color: Orange or rusty orange
Flower: Small, white in 2" clusters
Fruit: Dark red, 3/8"-1/2", persistent

This small adaptable tree has the excellent foliage of *Crataegus crus-galli* while completely lacking the dangerous thorns.

Crataegus laevigata 'Crimson Cloud'

Crimson Cloud Hawthorn




Zone: 4
Height: 25'
Spread: 18'
Shape: Oval, with upright spreading wavy branches
Foliage: Small glossy green
Flower: Bright red with white centers
Fruit: Bright red

DISEASE RESISTANCE: Leaf spot

This tree is distinctive for its wavy branch habit and bright red flowers with white centers.

Crataegus mollis

Downy Hawthorn



Zone: 4
Height: 25'
Spread: 30'
Shape: Rounded to wide spreading
Foliage: Medium green
Fall Color: Yellow to bronze red
Flower: White, 1", in clusters
Fruit: Red, 3/4"

Also known as "Red Haw," the range of this widely adapted native tree extends across most of the eastern U.S. and into southern Canada. Foliage is downy when unfolding. Dense branches create valuable cover for wildlife.

Fastigate Beech



Crataegus x lavallei

Lavalle Hawthorn



Zone: 4
Height: 28'
Spread: 20'
Shape: Irregular vase shape
Foliage: Dark green, leathery
Fall Color: Bronze
Flower: White, in large clusters
Fruit: Orange, 5/8"

Lavalle increases its landscape interest as the season progresses. Foliage intensifies from bright glossy green in summer to the bronze-green of fall, which complements its persistent orange to orange red fruit. Its form has strong impact on the winter landscape, with smooth dark bark and an irregularly vase shaped growth habit.

Crataegus laevigata 'Paul's Scarlet'

Paul's Scarlet Hawthorn



Zone: 4
Height: 22'
Spread: 20'
Shape: Dense, upright spreading, oval
Foliage: Small, deeply lobed, green
Flower: Double, scarlet to rose
Fruit: Sparse, deep red

The brilliant colored flowers make this tree the showiest of all the Hawthorns in the spring. This selection is susceptible to leaf spot.

Crataegus x mordenensis 'Snowbird' C.O.P.F.

Snowbird Hawthorn




Zone: 3
Height: 22'
Spread: 20'
Shape: Upright oval to rounded
Foliage: Dark glossy green
Flower: Small, double white, in clusters
Fruit: Bright crimson, 3/8"

Snowbird was introduced by the Morden Research Station in Canada where it originated as a seedling of Toba. It is hardier than Toba and has a glossier, more handsome leaf.

Crataegus × mordenensis 'Toba'**Toba Hawthorn**


Zone: 3
Height: 20'
Spread: 20'
Shape: Upright, round
Foliage: Dark green
Flower: In clusters, double white, fading to pink, fragrant
Fruit: Red, 3/8"

Selected by the Morden Research Station in Canada. A hardy tree with a well behaved branch pattern.

*Crataegus phaenopyrum***Washington Hawthorn**

Zone: 4
Height: 25'
Spread: 20'
Shape: Broadly oval to rounded
Foliage: Deep green, very glossy
Fall Color: Orange to scarlet and reddish purple
Flower: White clusters
Fruit: Bright, glossy red, 1/4", persistent

The small attractive fruits blend beautifully with the autumn leaves. Many people rate this the best North American Hawthorn. Very useful in both multi-stem and tree form.


Crataegus viridis 'Winter King'**Winter King Hawthorn**

Zone: 4
Height: 20'
Spread: 25'
Shape: Widely vase shaped, angular branch pattern
Foliage: Dark green
Fall Color: Yellow
Flower: White in clusters
Fruit: Bright red, 1/4"

Winter King is an attractive Hawthorn with silvery bark that contrasts nicely with dark green, glossy leaves. The strong, angular lines of its branching pattern give it a bold appearance in the winter.

Elaeagnus

Olive

*Elaeagnus angustifolia***Russian Olive**

Zone: 2
Height: 20'
Spread: 20'
Shape: Rounded, irregular outline
Foliage: Silver green to gray-green
Fall Color: Yellow
Flower: Fragrant, greenish yellow

Used effectively as an attractive, impenetrable hedge even in difficult climates and inhospitable soils. A good source of silver-gray foliage to lighten a landscape.


© J. Frank Schmidt & Son Co.



Emerald Pointe™ Hardy Rubber Tree


Eucommia

Hardy Rubber Tree

*Eucommia ulmoides***Hardy Rubber Tree**

Zone: 5
Height: 45'
Spread: 45'
Shape: Rounded, with ascending branches
Foliage: Lustrous dark green

Glossy foliage is reported pest free. This drought and disease resistant tree tolerates a wide range of soil conditions including alkaline.


Eucommia ulmoides 'Empozam'**Emerald Pointe™ Hardy Rubber Tree**

Zone: 5
Height: 40'
Spread: 15'
Shape: Upright narrow oval
Foliage: Dark green, textured
Fall Color: Yellow
Fruit: Seedless

Upright, ascending branches form a columnar to narrow oval canopy. The leaves are smaller than typical of the species, dark green, and heavily textured making a narrow street tree of unique appearance.


Fagus

Beech

*Fagus grandifolia***American Beech**


Zone: 5
Height: 50'
Spread: 40'
Shape: Broadly oval
Foliage: Glossy green
Fall Color: Golden bronze

Slow growing, but ultimately large and magnificent. A mature tree is an imposing sight, with smooth silver-gray bark, lustrous green foliage, and sturdy branch structure.

*Fagus sylvatica***Green Beech**

Zone: 4
Height: 50'
Spread: 40'
Shape: Broadly pyramidal to broadly oval
Foliage: Glossy dark green
Fall Color: Bronze

A large and stately tree with beautiful silvery-gray bark that contrasts well with its dark green summer foliage.


Fagus sylvatica 'Dawcyk Purple'**Dawcyk Purple Beech**

Zone: 5
Height: 40'
Spread: 12'
Shape: Columnar, fastigate
Foliage: Purple

A purple leaf form of Fastigate Beech. Tight and narrow in form, with purple leaf color that holds well in the summer.




Fernleaf Beech

Fagus sylvatica 'Fastigiata' ('Dawcyk')**Fastigate Beech**

Zone: 5
Height: 45'
Spread: 15'
Shape: Columnar, fastigate
Foliage: Dark green

Deep green foliage and the tightness of its fastigate form make this one of the most striking of columnar trees.

Fagus sylvatica 'Asplenifolia'**Fernleaf Beech**

Zone: 5
Height: 50'
Spread: 40'
Shape: Broadly oval
Foliage: Cutleaf, green
Fall Color: Golden brown

A large growing cultivar with crisp, dark green, cutleaf foliage. The branching gives the tree the appearance of closely layered, fan like sprays.



Weeping Beech



Rivers Purple Beech




Tricolor Beech



Franklin Tree

Fagus sylvatica 'Purple Fountain'

Purple Fountain Beech




Zone: 5
Height: 25'
Spread: 12'
Shape: Weeping from ascending trunk
Foliage: Purple to purple-red

Pendulous branches drape from an upright leader as this unusual beech matures into a unique living sculpture. Much faster growing than Purpurea Pendula, its foliage is a slightly lighter shade of purple.

Fagus sylvatica 'Purpurea Pendula'

Purple Weeping Beech




Zone: 5
Height: 10'
Spread: 15'
Shape: Broadly weeping, mushroom shaped
Foliage: Purple

Weeping habit and the absence of a central leader form a broad purple dome. A large specimen provides a fantasy-land playground beneath cascading branches.

Fagus sylvatica 'Riversii'

Rivers Purple Beech




Zone: 5
Height: 50'
Spread: 40'
Shape: Broadly oval
Foliage: Deep purple to purple-bronze

The most popular purple leafed beech, Rivers is deep purple in the spring and holds a good purple-bronze color throughout the summer. The smooth silver-gray bark of the trunk is beautiful in winter.

Fagus sylvatica 'Roseomarginata'

Tricolor Beech




Zone: 5
Height: 30'
Spread: 20'
Shape: Oval
Foliage: Variegated, purple with a rose-pink and cream margin

Beautiful foliage is this tree's star attraction. Margins of its purple-bronze leaves are irregularly colored with splashes of rose, pink and cream.

Fagus sylvatica 'Pendula'

Weeping Beech



Zone: 5
Height: 40'
Spread: 30'
Shape: Gracefully weeping from an irregularly ascending central trunk
Foliage: Green, glossy


Each one is a natural work of art, a living, growing sculpture. Fast growing because it tends to maintain an upright central stem. Green, pendulous branches hang to the ground from great heights.

Franklinia

Franklin Tree

Franklinia alatamaha

Franklin Tree



Zone: 5
Height: 18'
Spread: 12'
Shape: Upright spreading, oval
Foliage: Dark green
Fall Color: Orange-red
Flower: Large, white with orange center


This rare tree features three inch, fragrant, white camellia-like flowers with an orange center. Dark green foliage contrasts with the bright summer flowers on this small tree.

Fraxinus

Ash

Fraxinus americana 'Junginger'

Autumn Purple® Ash



Zone: 4
Height: 45'
Spread: 40'
Shape: Rounded
Foliage: Green, heavily textured
Fall Color: Reddish-purple
Fruit: Seedless

The standard of comparison for White Ash. Beautiful fall colors of various hues in different years vary from mottled yellow orange to orange red and deep purple.

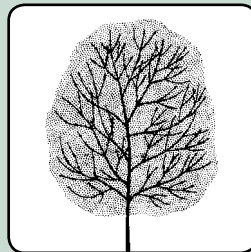
Autumn Purple® Ash



Fraxinus excelsior 'Aureafolia'**Golden Desert® Ash**


Zone: 5
Height: 20'
Spread: 18'
Shape: Rounded, compact
Foliage: Yellow
Fall Color: Golden-yellow

A small rounded tree with bright golden twigs and young stems, outstanding yellow color throughout the year. Foliage emerges yellow, becoming yellow-green in early summer and developing a golden cast in late summer.

Fraxinus pennsylvanica 'Marshall'**Marshall Ash**


Zone: 3
Height: 50'
Spread: 40'
Shape: Broadly oval
Foliage: Glossy, dark green
Fall Color: Bright yellow
Fruit: Seedless

Marshall has been proven over the years to be a tough and adaptable tree. The foliage is dark green and very glossy. More irregular and informal in shape than Summit or Patmore.

Fraxinus oxycarpa 'Raywood'**Raywood Ash**


Zone: 6
Height: 45'
Spread: 30'
Shape: Oval with dense crown
Foliage: Narrow green leaflets, fine textured
Fall Color: Reddish-purple

Raywood grows fast as a young tree but matures smaller than other Ash. Slender branches and narrow leaflets give it a delicate, fine textured appearance. Outstanding reddish purple fall color.

Fraxinus pennsylvanica 'Patmore'**Patmore Ash**


Zone: 2
Height: 45'
Spread: 35'
Shape: Symmetrical upright branches, oval head
Foliage: Dark green, glossy
Fall Color: Yellow
Fruit: Seedless

Patmore probably is the best Green Ash cultivar introduced to date. It has dark green, glossy foliage and a well behaved form, intermediate in shape between Summit and Marshall. Extremely hardy.

Fraxinus pennsylvanica 'Cimmaron'**Cimmaron® Ash**

Zone: 3
Height: 50'
Spread: 30'
Shape: Upright, oval
Foliage: Glossy, dark green
Fall Color: Brick red to orange-red
Fruit: Seedless

Narrow when young, with upright branches forming an oval canopy. Cimmaron® is seedless and has excellent summer foliage and surprising rusty red fall tints.

Fraxinus pennsylvanica 'Rugby'**Prairie Spike® Ash**

Zone: 3
Height: 45'
Spread: 20'
Shape: Dense, upright narrow, pyramidal to oval
Foliage: Medium green
Fall Color: Yellow
Fruit: Seedless

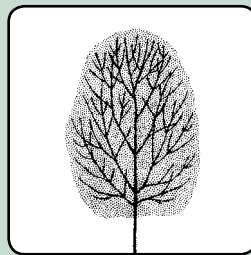
Dense, upright, and narrowly pyramidal in mature form, this North Dakota State University selection comes from a very hardy northern plains seed source.

Fraxinus pennsylvanica 'Oconee'**Georgia Gem® Ash**

Zone: 6
Height: 50'
Spread: 35'
Shape: Upright oval
Foliage: Bright, deep green, glossy
Fall Color: Yellowish
Fruit: Seedless

At last, a seedless green ash cultivar for the South. Heat resistance and fast growth distinguish this handsome tree, selected by Dr. Michael Dirr of the University of Georgia—Athens from native Georgia trees. Its dark green, glossy leaves are larger than those of any other ash in the nursery.

© J. Frank Schmidt & Son Co.

Fraxinus pennsylvanica 'Summit'**Summit Ash**

Zone: 3
Height: 45'
Spread: 25'
Shape: Upright branching, narrow oval
Foliage: Medium green
Fall Color: Yellow
Fruit: Seedless


A very uniform branching, symmetrical selection that maintains a good central leader.



Georgia Gem® Ash



Patmore Ash

Fraxinus pennsylvanica 'Urbanite'**Urbanite® Ash**

Zone: 5
Height: 50'
Spread: 40'
Shape: Broadly pyramidal
Foliage: Lustrous green, thick and leathery
Fall Color: Deep bronze
Fruit: Samaras

A well behaved selection of the "Red Ash" type. Very tolerant of city conditions, its thick bark seems more resistant to sunscald than other Ash cultivars.



Golden Colonnade® Ginkgo



Presidential Gold® Ginkgo



Magyar Ginkgo




Sunburst® Honeylocust

Ginkgo

Ginkgo biloba 'Autumn Gold'

Autumn Gold Ginkgo



Zone: 3
Height: 45'
Spread: 35'
Shape: Broadly pyramidal
Foliage: Medium green
Fall Color: Golden yellow
Fruit: Seedless

Striking golden yellow fall color is characteristic of this male clone. Narrow form in youth broadens with age.

Ginkgo biloba 'JFS-UGA2'

Golden Colonnade® Ginkgo




Zone: 4
Height: 45'
Spread: 25'
Shape: Narrow oval
Foliage: Medium green
Fall Color: Bright yellow
Fruit: Seedless

Thanks to its strongly upright central leader and narrowly oval growth habit, this *Ginkgo* discovered by Dr. Michael Dirr is ideal for narrow street use. The original tree has male flowers and is observed to be seedless.

Ginkgo biloba 'Magyar'

Magyar Ginkgo




Zone: 4
Height: 50'
Spread: 25'
Shape: Narrowly pyramidal
Foliage: Medium green
Fall Color: Bright yellow
Fruit: Seedless

Faster growing than 'Princeton Sentry' with a slightly broader form, this narrow, upright cultivar has an excellent form for use as an urban street tree.

Ginkgo biloba 'The President'

Presidential Gold® Ginkgo



Zone: 4
Height: 50'
Spread: 40'
Shape: Broadly pyramidal to oval
Foliage: Medium green
Fall Color: Bright yellow
Fruit: Seedless


Outstanding in both the nursery row and the landscape, this seedless cultivar may set the new standard among Ginkgos. Selected by Dr. Michael Dirr, it has a strong central leader and full branching when young, then develops a dense upright crown when mature.



Princeton Sentry® Ginkgo

Ginkgo biloba 'Princeton Sentry'

Princeton Sentry® Ginkgo



Zone: 4
Height: 40'
Spread: 15'
Shape: Narrowly pyramidal
Foliage: Green
Fall Color: Bright yellow
Fruit: Seedless


Stiffly upright branches of this very narrow cultivar form a slender, pyramidal crown that's a good fit for city streets. Introduced in 1967 by plantsman William Flemer III of Princeton Nurseries, this seedless, male selection of the widely adaptable, nearly pest free species has proven to be a top performing urban tree.

Gleditsia

Honeylocust

Gleditsia triacanthos 'Christie'

Halka™ Honeylocust




Zone: 4
Height: 40'
Spread: 40'
Shape: Widely oval to round
Foliage: Fine textured, medium green
Fall Color: Yellowish

One of the favorite Honeylocust cultivars because of its vigorous growth, heavy caliper and symmetrical, full crown. Occasionally reported to produce seeds.


Thornless and Seedless Honeylocust

All cultivars we offer have been selected as outstanding plants for a variety of characteristics. All are considered essentially thornless and seedless. However, there are reports from around the country of occasional production of fruit and/or thorns by several cultivars. Unusual weather conditions seem to be the key factor in this. When thorns or seeds are produced in one season, the tree generally reverts back to its normal growth habit the following year.

Gleditsia triacanthos 'Impcole'**Imperial® Honeylocust**


Zone: 4
Height: 35'
Spread: 35'
Shape: Rounded
Foliage: Fine textured, medium green
Fall Color: Yellow
Fruit: Seedless

Imperial® is small and rounded, the most compact and formal of the popular Honeylocust cultivars. Wide branch angles resist storm damage and create a horizontal spreading branch pattern.

Gleditsia triacanthos 'Harve'**Northern Acclaim® Honeylocust**

Zone: 3b
Height: 45'
Spread: 35'
Shape: Broadly pyramidal
Foliage: Fine textured, medium green
Fall Color: Yellow
Fruit: Seedless


Selected by Dale Herman at North Dakota State University for its cold hardiness in the rugged environment of the Great Plains. Northern Acclaim® develops a more upright shape than most, similar to Skyline®.

Gleditsia triacanthos 'Rubylace'**Rubylace™ Honeylocust**

Zone: 4
Height: 30'
Spread: 25'
Shape: Rounded to spreading
Foliage: Maroon, refined, matures to bronze green
Fall Color: Reddish bronze

Refined, ruby red leaves are truly beautiful in spring and early summer, maturing to bronze red later in the season. Picturesque form is worth the extra effort needed to shape it in the nursery.

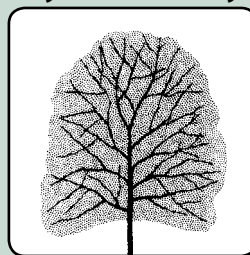
Skyline® Honeylocust

*Gleditsia triacanthos* 'Shademaster'**Shademaster® Honeylocust**

Zone: 4
Height: 45'
Spread: 35'
Shape: Vase shaped to rectangular in outline
Foliage: Fine textured, medium green
Fall Color: Yellow
Fruit: Seedless


INSECT RESISTANCE: Spider mites

Shademaster® features upright ascending then spreading branches which produce an irregularly vase shaped form and a slightly rectangular outline. An excellent street tree, its upright branch structure lends itself to pruning for traffic clearance.

Gleditsia triacanthos 'Skycole'**Skyline® Honeylocust**

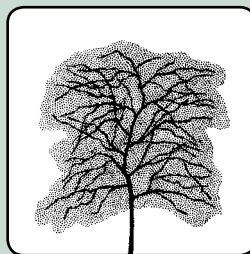
Zone: 4
Height: 45'
Spread: 35'
Shape: Broadly pyramidal
Foliage: Fine textured, medium green
Fall Color: Golden
Fruit: Seedless

The most widely used Honeylocust cultivar. Its upright spreading branch angles, well behaved form and environmental tolerance make Skyline® an ideal street tree in many situations.

Gleditsia triacanthos 'Draves' PP 21698**Street Keeper® Honeylocust**

Zone: 4b
Height: 45'
Spread: 20'
Shape: Narrow, strongly upright, tightly pyramidal
Foliage: Dark green, fine textured
Fall Color: Yellow

An ideal tree for city streets, this cultivar boasts the tight, narrow form that has long been lacking in urban tolerant honeylocust. The ascending branch structure gives Street Keeper® a canopy that is only half as wide as other cultivars. Foliage is deeper green than other selections.

Gleditsia triacanthos 'Suncole'**Sunburst® Honeylocust**

Zone: 4
Height: 40'
Spread: 35'
Shape: Irregular, somewhat rectangular outline
Foliage: Bright yellow tip growth
Fall Color: Yellow-brown
Fruit: Seedless

Sunburst® is used for its bright golden yellow, fine textured foliage. The new growth is always bright yellow which contrasts attractively with the darker yellow green interior foliage.



Gain maximum shade in space-challenged landscapes with this sleek, urban tolerant tree. Nearly seedless, its tiny leaflets ensure easy cleanup and cast filtered shade. Perfect for streetside and restricted spaces.

www.StreetKeeperTrees.com



Espresso™ Kentucky Coffee Tree



Kentucky Coffee Tree




Rosy Ridge Silverbell

Gymnocladus

Kentucky Coffee Tree

Gymnocladus dioicus

Kentucky Coffee Tree




Zone: 4
Height: 50'
Spread: 35'
Shape: Oval to vase shape with upright arching branches
Foliage: Green, doubly compound
Fall Color: Yellow

Stark and rugged in the winter, this picturesque native of the midwest becomes tropical in appearance in the summer. Huge fans of doubly compound green leaves emerge to cast filtered shade.

Gymnocladus dioicus 'Espresso-JFS'

Espresso™ Kentucky Coffee Tree



Zone: 4
Height: 50'
Spread: 35'
Shape: Oval to vase shaped with upright arching branches
Foliage: Huge doubly compound leaves, bluish-green
Fall Color: Yellow


The huge doubly compound leaves give this tree a tropical feel, and the arching branches present an elm-like form. This is a seedless selection. Good tolerance of heat, drought, and cold.

Halesia

Silverbell

Halesia carolina monticola

Mountain Silverbell



Zone: 5
Height: 40'
Spread: 25'
Shape: Ascending branches form a conical to rounded crown
Foliage: Medium green
Fall Color: Yellow
Flower: White, bell-shaped

Clusters of snow-white bell shaped flowers borne on pendulous stalks appear in May. They are best seen when this tree is planted where it can be viewed from below. Similar to Carolina Silverbell, but with bigger flowers and larger mature size.



Wedding Bells Silverbell

Halesia carolina 'JFS-PN2Legacy'

Crushed Velvet™ Silverbell




Zone: 5
Height: 20'
Spread: 15'
Shape: Oval
Foliage: Bluish green, textured
Fall Color: Yellow
Flower: White, bell shaped

Reminiscent of crushed velvet, bluish green leaves with a wavy texture inspired the naming of this compact form of our native Silverbell. The smaller leaf size and fine textured branching combine with the velvety foliage to create a plush appearance.

Halesia carolina 'Rosy Ridge'


Rosy Ridge Silverbell



Zone: 5
Height: 30'
Spread: 20'
Shape: Broadly oval
Foliage: Dark green
Fall Color: Yellow
Flower: Pink, bell shaped


A little faster growing with slightly deeper colored foliage and flowers, this cultivar has a somewhat bolder appearance than 'Arnold Pink'. A native tree selection made by Hawksridge Farms of North Carolina.

Crushed Velvet™ Silverbell



Halesia carolina 'UConn Wedding Bells'

Wedding Bells Silverbell



Zone: 5
Height: 20'
Spread: 15'
Shape: Oval
Foliage: Medium green
Fall Color: Yellow
Flower: White, bell shaped, prolific

Slightly more compact and heavier flowering, this is an ideal landscape Silverbell. Flowers are larger than typical and are borne prolifically along the branches.




Pallida | Jelena | Arnold Promise | Diane | Primavera - Witch Hazels

Hamamelis

Witch Hazel

Hamamelis × intermedia 'Arnold Promise'

Arnold Promise Witch Hazel




Zone: 5
Height: 10'
Spread: 10'
Shape: Upright spreading, low branched
Foliage: Green, textured
Fall Color: Yellow
Flower: Bright yellow

Arnold Promise tends to flower early and heavily. Its yellow flowers are among the brightest of the *Hamamelis*.

Hamamelis × intermedia 'Diane'

Diane Witch Hazel



Zone: 5
Height: 10'
Spread: 10'
Shape: Upright spreading, low branched
Foliage: Green, textured
Fall Color: Bright orange-red
Flower: Crimson-red

Bright red flowers appear in late winter. Outstanding mix of bright fall colors including yellow-orange, orange-red and bright red.




Diane Witch Hazel

Hamamelis × intermedia 'Jelena'

Jelena Witch Hazel

Syn. Copper Beauty Witch Hazel




Zone: 5
Height: 10'
Spread: 10'
Shape: Upright spreading, low branched
Foliage: Green, textured
Fall Color: Bright orange-red
Flower: Coppery-orange

One of the most beautiful of the witch hazels for all seasons, 'Jelena' features large flowers that are especially impressive. Petals are red at the base and grade to orange-yellow at the tips, giving an overall bright coppery-orange display. Fall color is outstanding, bright orange to orange red.

Hamamelis × intermedia 'Primavera'

Primavera Witch Hazel




Zone: 5
Height: 10'
Spread: 10'
Shape: Upright spreading, low branched
Foliage: Green, textured
Fall Color: Yellow
Flower: Yellow

Flowers are early (late winter) and large. The long strap shaped stamens are pure yellow, with purple at the center of the flower.

Hamamelis mollis 'Pallida'

Pallida Witch Hazel



Zone: 6
Height: 10'
Spread: 10'
Shape: Upright spreading, low branched
Foliage: Green, textured
Fall Color: Yellow
Flower: Yellow


The flowers of this cultivar are a soft pale yellow, giving the plant a delicate, understated appearance in early spring.

Heptacodium

Seven-son Flower

Heptacodium miconioides

Seven-son Flower



Zone: 5
Height: 15'
Spread: 15'
Shape: Low branched or multi-stem, arching
Foliage: Glossy green
Flower: Fragrant white clusters, red calyxes

Calyxes become even more spectacular after the flower petals fall, intensifying to red and holding through autumn. It gives the appearance of blooming twice, first white and then red. Exfoliating bark is attractive and lends interest to the winter landscape.



Seven-son Flower



Seven-son Flower



Jelena Witch Hazel



Goldenrain Tree



Summerburst® Goldenrain Tree




Vossii Goldenchain

Koelreuteria

Goldenrain Tree

Koelreuteria paniculata

Goldenrain Tree




Zone: 5
Height: 30'
Spread: 30'
Shape: Rounded
Foliage: Pinnately compound, medium green
Fall Color: Yellow
Flower: Bright yellow, in large clusters

An impressive tree in midsummer when it is covered with footlong clusters of bright yellow flowers. One of the few trees to bloom at this time of year.

Koelreuteria paniculata 'JFS-Sunleaf'

Summerburst® Goldenrain Tree



Zone: 5
Height: 30'
Spread: 30'
Shape: Rounded
Foliage: Pinnately compound, glossy dark green
Fall Color: Yellow
Flower: Bright yellow, in large clusters

Lantern-like seed capsules are blushed with pink. Unusual for its foliage that holds up nicely in summer heat, its leaves are darker green, smoother and more glossy than typical of the species. Discovered by Sunleaf Nursery, Ohio, it is appreciated for its symmetry, heat resistance, and improved foliage quality.

Rotundiloba Sweetgum




Liquidambar

Sweetgum

Liquidambar styraciflua 'Clydesform' PP 10676

Emerald Sentinel® Sweetgum




Zone: 5
Height: 30'
Spread: 12'
Shape: Narrowly pyramidal to columnar
Foliage: Dark green
Fall Color: Yellow orange to orange

Narrow and compact, with sturdy upright branches, this tree is ideal for busy city streets. Slower growing than most sweetgum, it is valued for not outgrowing its space.

Liquidambar styraciflua 'Moraine'

Moraine Sweetgum




Zone: 5
Height: 40'
Spread: 25'
Shape: Pyramidal
Foliage: Dark green
Fall Color: Burgundy-red

This is widely considered the most cold hardy of the sweetgum cultivars, reliably growing further north than other selections. Foliage is darker green, and habit is more compact than others.

Liquidambar styraciflua 'Rotundiloba'

Rotundiloba Sweetgum



Zone: 5b
Height: 45'
Spread: 25'
Shape: Pyramidal
Foliage: Bright green, rounded lobes
Fall Color: Orange to purple
Fruit: Fruitless


This is the only Sweetgum known to be entirely fruitless. The foliage is completely unique among sweetgum cultivars, with smooth, rounded lobes.

Laburnum

Goldenchain

Laburnum x watereri 'Vossii'

Vossii Goldenchain




Zone: 5
Height: 25'
Spread: 20'
Shape: Vase
Foliage: Dark green
Flower: Golden yellow, in long, hanging clusters

By far the most spectacular of the Laburnums for its longer racemes of rich yellow flowers. The tree has an open, upright vase shape.

Emerald Sentinel® Sweetgum




Liquidambar styraciflua 'Slender Silhouette'**Slender Silhouette Sweetgum**

Zone: 5
Height: 60'
Spread: 8'
Shape: Tightly columnar
Foliage: Dark green
Fall Color: Orange to burgundy

This fastigate tree grows quickly to form a tall, strikingly narrow column. One of the tightest and narrowest trees available, it is easier to grow than most. Those grown as hedges quickly become effective visual screens, while single specimens mature to become landscape exclamation points.



Slender Silhouette Sweetgum

Liquidambar styraciflua 'Worplesdon'**Worplesdon Sweetgum**

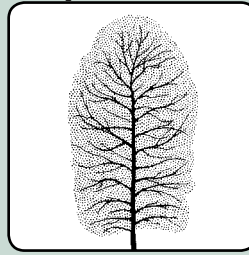
Zone: 6
Height: 40'
Spread: 25'
Shape: Broadly pyramidal to oval
Foliage: Green
Fall Color: Orange and purple

Consistently provides good fall color in the Pacific Northwest. Each of the lobes of the leaf is divided into additional lobes, giving the foliage a unique appearance.

© J. Frank Schmidt & Son Co.


Liriodendron

Tulip Tree

*Liriodendron tulipifera***Tulip Tree**


Zone: 5
Height: 60'
Spread: 30'
Shape: Oval
Foliage: Medium green
Fall Color: Bright, clear yellow
Flower: Yellow to greenish yellow with orange center

A large, fast growing tree, native to the eastern U.S. It flowers in late spring to early summer. Flowers are large, yellow-green with an orange center, and their shape resembles that of a tulip.

Liriodendron tulipifera 'Fastigiatum'**Columnar Tulip Tree**

Zone: 5
Height: 50'
Spread: 15'
Shape: Tightly fastigate
Foliage: Medium green
Fall Color: Bright yellow
Flower: Yellow with orange center

Tall, narrow and tightly fastigate, it has one of the best forms of columnar trees. Fast-growing selection retains its slender form in maturity.


Liriodendron tulipifera 'JFS-Oz'**Emerald City® Tulip Tree**

Zone: 5
Height: 55'
Spread: 25'
Shape: Upright oval, slightly compact
Foliage: Deep green, glossy
Fall Color: Bright, clear yellow
Flower: Yellow to greenish yellow with orange center

A refined cultivar of our familiar native tulip tree, this uniform growing selection is straighter and more upright, with a dominant central leader and deeper green, slightly glossy foliage.



Tulip Tree

**EMERALD CITY®
TULIP TREE***Liriodendron tulipifera* 'JFS-Oz'

Emerald City® Tulip Tree leaves (right) are deep green, slightly glossy and more refined than those of the species (left).

Tulip-shaped yellow flowers with bright orange centers attract butterflies and hummingbirds. Remarkably dark green leaves cast cool shade and turn buttery yellow in autumn.

www.EmeraldCityTulipTree.com



MaacNificent® Amur Maackia



White Shield Osage Orange



MaacNificent® Amur Maackia

Maackia

Maackia amurensis

Amur Maackia




Zone: 3
Height: 25'
Spread: 20'
Shape: Upright vase shape with rounded crown
Foliage: Medium green
Flower: Upright white clusters

A very hardy, small upright tree that grows well in tough environments. This nitrogen-fixer does well in poor soils and flowers in mid-summer when few others are in bloom.

Maackia amurensis 'JFS-Schichtel1'

MaacNificent® Amur Maackia



Zone: 3
Height: 30'
Spread: 22'
Shape: Upright vase
Foliage: Green with silvery tint
Fall Color: Yellow
Flower: White, in upright racemes

The most vigorous Maackia we have seen, with upright branching that forms a beautiful, symmetrical vase shape. Spike-like racemes of white flowers decorate the tree in early summer. The green foliage shows silvery pubescence in spring.




Ballerina Magnolia

Maclura

Osage Orange

Maclura pomifera 'White Shield'

White Shield Osage Orange




Zone: 5
Height: 35'
Spread: 35'
Shape: Upright spreading, rounded
Foliage: Glossy dark green
Fall Color: Yellow
Fruit: Fruitless
Thorns: Thornless

Both fruitless and thornless, this tough Midwest native was found in western Oklahoma by plantsman Steve Bieberich. The most thornless of the Osage Orange cultivars, this heat and drought tolerant tree has remarkably dark green, glossy foliage.

Magnolia

Magnolia × loebneri 'Ballerina'

Ballerina Magnolia




Zone: 4
Height: 20'
Spread: 20'
Shape: Rounded, low branched
Foliage: Green
Fall Color: Yellow-green
Flower: Large, white with pink blush

Large and fragrant flowers are produced a little later in the spring than similar cultivars, thus escaping many late frosts.

Magnolia grandiflora 'Edith Bogue'

Edith Bogue Magnolia




Zone: 6
Height: 30'
Spread: 15'
Shape: Pyramidal, tight
Foliage: Dark green, glossy
Fall Color: Evergreen
Flower: Large, creamy white

Tightly pyramidal in form, Edith Bogue stands up better than others under snow and ice, and is considered one of the hardiest cultivars.

Magnolia 'Galaxy'

Galaxy Magnolia




Zone: 5
Height: 30'
Spread: 15'
Shape: Pyramidal to oval
Foliage: Green
Flower: Reddish purple

A tree form deciduous magnolia with a strong central leader. This U.S. National Arboretum introduction is a hybrid of *M. liliflora* and *M. sprengeri* 'Diva'.

Magnolia × loebneri 'Leonard Messel'

Leonard Messel Magnolia



Zone: 4
Height: 20'
Spread: 20'
Shape: Rounded, low branched
Foliage: Green
Flower: Deep pink


Flowers are purple-pink in bud. Blooms are large, opening to deep pink on the outside and light pink inside.



Leonard Messel Magnolia

Magnolia × loebneri 'Merrill' ('Dr. Merrill')

Merrill Magnolia




Zone: 4
Height: 25'
Spread: 25'
Shape: Rounded, low branched
Foliage: Green
Fall Color: Yellow-green
Flower: Large, white

A hybrid between *M. kobus* and *M. stellata*, Merrill flowers at an early age and flowers heavily. Hardy and reliable.

Magnolia virginiana 'Jim Wilson'

Moonglow® Magnolia




Zone: 4b
Height: 35'
Spread: 18'
Shape: Upright oval
Foliage: Green, evergreen to semi-evergreen
Flower: Creamy white, fragrant

This vigorous growing cultivar features a more upright form, greater cold hardiness, and evergreen foliage that becomes semi-evergreen in northern climates. Creamy white lemon-scented flowers arrive with the warm weather of late spring and continue into summer.

Magnolia stellata 'Royal Star'

Royal Star Magnolia




Zone: 5
Height: 15'
Spread: 10'
Shape: Upright spreading shrub, rounded
Foliage: Green
Fall Color: Yellow to bronze
Flower: White

Flowers are larger than the species with nearly twice as many petals. Often considered the best *M. stellata* cultivar.

Magnolia × soulangiana 'Rustica Rubra'

Rustica Rubra Magnolia




Zone: 5
Height: 20'
Spread: 20'
Shape: Upright spreading, rounded
Foliage: Green
Fall Color: Yellow-brown
Flower: Large, rose-red

Rustica Rubra features large rose-red flowers with a whitish interior.

© J. Frank Schmidt & Son Co.

Magnolia liliflora × *stellata* 'Susan'

Susan Magnolia



Zone: 4
Height: 10'
Spread: 10'
Shape: Upright spreading
Foliage: Medium green
Flower: Reddish-purple


Flower buds are long and purple, and open to 5" wide reddish-purple flowers. Heavy flowering.

Malus

Crabapple

Malus 'Adams'

Adams Crabapple



Zone: 4
Height: 20'
Spread: 20'
Shape: Dense, rounded
Foliage: Green, with red tint in spring
Flower: Pink
Fruit: Red, ¾", persistent

DISEASE RESISTANCE:

Scab: Good **Fireblight:** Excel.
Cedar-Apple Rust: Excel. **Mildew:** Good

Deep pink buds open to single pink blooms. This reliable performer has symmetrical form.

Malus 'Adirondack'

Adirondack Crabapple



Zone: 4
Height: 18'
Spread: 10'
Shape: Densely upright, an inverted cone
Foliage: Medium green
Flower: White
Fruit: Bright red, ½"

DISEASE RESISTANCE:

Scab: Excel. **Fireblight:** Excel.
Cedar-Apple Rust: Excel. **Mildew:** Excel.

Adirondack is an important cultivar because of its form and outstanding flower display. It is a compact, dense tree with strongly upright form. It produces one of the heaviest flower displays of the crabs. A National Arboretum introduction.

Moonglow® Magnolia



Adams Crabapple



Adams Crabapple



Adirondack Crabapple



Adirondack Crabapple



Cardinal Crabapple




Dolgo Crabapple



Donald Wyman Crabapple

Malus 'Cardinal'
Cardinal Crabapple




Zone: 4
Height: 16'
Spread: 22'
Shape: Broadly spreading
Foliage: Dark purple-red, glossy
Flower: Bright pinkish-red
Fruit: Deep red, 1/2"

DISEASE RESISTANCE:
Scab: Excel. **Fireblight:** Good
Cedar-Apple Rust: Excel. **Mildew:** Excel.

Foliage holds its rich color through the summer and has the best disease resistance of crabs with deep purple leaf color. Flowers of this *Malus hupehensis* hybrid are bright magenta-pink to red.

Malus 'Dolgo'
Dolgo Crabapple



Zone: 3
Height: 30'
Spread: 25'
Shape: Upright spreading, open
Foliage: Green
Flower: White
Fruit: Red, oval 1 1/2", edible


DISEASE RESISTANCE:
Scab: Good **Fireblight:** Good
Cedar-Apple Rust: Excel. **Mildew:** Excel.

One of the hardiest and earliest of the crabapples to bloom, pink buds of Dolgo open to large, fragrant white flowers. Abundant fruits ripening in mid-summer are edible and excellent for jelly.



Firebird® Crabapple

Malus 'Centzam'
Centurion® Crabapple




Zone: 4
Height: 20'
Spread: 15'
Shape: Narrow, upright
Foliage: Purple, fading to bronze-green in summer
Flower: Rose-red
Fruit: Bright red, 3/8"

DISEASE RESISTANCE:
Scab: Good **Fireblight:** Excel.
Cedar-Apple Rust: Excel. **Mildew:** Excel.

Red buds open to rosy red flowers. Form is strongly upright when young, becoming upright-spreading as it matures.

Malus 'Donald Wyman'
Donald Wyman Crabapple



Zone: 4
Height: 20'
Spread: 24'
Shape: Rounded
Foliage: Green
Flower: White
Fruit: Red, 3/8", persistent


DISEASE RESISTANCE:
Scab: Good **Fireblight:** Fair
Cedar-Apple Rust: Excel. **Mildew:** Good

Glossy clean foliage gives the tree a fresh appearance all summer. Small bright red fruit is among the most persistent of all crabapples.



Centurion® Crabapple

Malus 'Coralcole'
Coralburst® Crabapple




Zone: 4
Height: 15'
Spread: 15'
Shape: Compact, dense, round
Foliage: Dark green
Flower: Coral pink buds, double rose colored flowers
Fruit: Bronze, 1/2"

DISEASE RESISTANCE:
Scab: Fair **Fireblight:** Excel.
Cedar-Apple Rust: Excel. **Mildew:** Excel.

Top grafted on a 4' standard, Coralburst® is slow growing and forms a very dense, symmetrically rounded head.

Malus sargentii 'Select A' PP 12621
Firebird® Crabapple



Zone: 4
Height: 8'
Spread: 10'
Shape: Rounded, spreading
Foliage: Dark green
Flower: White, opening from red buds
Fruit: Bright red, 3/8", persistent

DISEASE RESISTANCE:
Scab: Excel. **Fireblight:** Excel.
Cedar-Apple Rust: Excel. **Mildew:** Excel.

This compact selection of *M. sargentii* features long lasting, high quality fruit. Annual fruit display is more persistent than any other natural dwarf crabapple.



Coralburst® Crabapple



Indian Magic Crabapple



Donald Wyman Crabapple



Golden Raindrops® Crabapple




Lollipop® Crabapple



Harvest Gold® Crabapple



Lollipop® Crabapple

*Malus floribunda***Floribunda Crabapple**
syn. Japanese Flowering Crabapple

Zone: 4
Height: 18'
Spread: 25'
Shape: Spreading, irregular
Foliage: Green
Flower: Pink, fading to white
Fruit: Yellow-red, 3/8"

DISEASE RESISTANCE:

Scab: Good **Fireblight:** Fair
Cedar-Apple Rust: Excel. **Mildew:** Good

An old variety, proven over the years to be one of the best. Very graceful habit with irregular spreading branches produces a fine winter silhouette.


*Malus 'Schmidtcutleaf'***Golden Raindrops® Crabapple**

Zone: 3
Height: 20'
Spread: 15'
Shape: Upright, vase shaped
Foliage: Green, deeply cut
Flower: White
Fruit: Golden yellow, 1/4"

DISEASE RESISTANCE:

Scab: Excel. **Fireblight:** Poor
Cedar-Apple Rust: Excel. **Mildew:** Excel.

Fine textured, deeply cut foliage gives this unusual crab a delicate appearance. The form is elegant, with slender limbs spreading horizontally from upright branches. The abundant golden yellow fruit is truly tiny.

*Malus 'Hargozam'***Harvest Gold® Crabapple**


Zone: 4
Height: 22'
Spread: 18'
Shape: Upright oval
Foliage: Dark green
Flower: White
Fruit: Yellow, 1/2", persistent

DISEASE RESISTANCE:

Scab: Fair **Fireblight:** Fair
Cedar-Apple Rust: Good **Mildew:** Good

One of the best yellow fruited crabs, it features neat, crisp, dark green foliage and an upright branch habit.

© J. Frank Schmidt & Son Co.


*Malus 'Indian Magic'***Indian Magic Crabapple**

Zone: 4
Height: 15'
Spread: 15'
Shape: Upright, spreading
Foliage: Dark green
Flower: Deep pink
Fruit: Orange red, 1/2", persistent

DISEASE RESISTANCE:

Scab: Fair **Fireblight:** Good
Cedar-Apple Rust: Good **Mildew:** Excel.

Bright red elongated fruit is of unusual shape and makes this tree beautiful in fall.


*Malus ioensis 'Klehm's Improved Bechtel'***Klehm's Improved Bechtel Crab**

Zone: 4
Height: 20'
Spread: 18'
Shape: Rounded
Foliage: Medium green
Fall Color: Orange and orange-red
Flower: Double pink, very large
Fruit: Green, 1 1/2", sparse

DISEASE RESISTANCE:

Scab: Fair **Fireblight:** Fair
Cedar-Apple Rust: Poor **Mildew:** Excel.

Beautiful and fragrant double pink flowers distinguish this selection of the native Prairie Crab. It blooms late in the season.

*Malus 'Lollizam'***Lollipop® Crabapple**

Zone: 4
Height: 10'
Spread: 10'
Shape: Round, compact
Foliage: Green
Flower: White
Fruit: Yellow, 3/8"

DISEASE RESISTANCE:

Scab: Good **Fireblight:** Good
Cedar-Apple Rust: Excel. **Mildew:** Excel.

A compact dwarf tree, perfect for formal gardens, patios and courtyards. Fine textured small leaves and dense growth habit create a very symmetrical, globe shaped head. It presents a neat and formal appearance throughout the year.

Crabapple Information Chart

NAME	SIZE		SHAPE	FOLIAGE	FLOWER	FRUIT	DISEASE RESISTANCE			
	H	W					SCAB	FIRE-BLIGHT	CEDAR-APPLE RUST	MILDEW
ADAMS	20	20	Dense, rounded	Green with reddish tint in spring	Deep pink buds open to pink blooms, single	Red, 5/8" persistent	Good	Excel.	Excel.	Good
ADIRONDACK	18	10	Densely upright, inverted cone	Medium green	White	Bright red, 1/2"	Excel.	Excel.	Excel.	Excel.
CARDINAL	16	22	Broadly spreading	Dark purple-red, glossy	Magenta-pink to red	Deep red, 1/2"	Excel.	Good	Excel.	Excel.
CENTURION®	20	15	Narrow, upright	Purple, fading to bronze-green in summer	Rose-red	Bright red, 3/8"	Good	Excel.	Excel.	Excel.
CORALBURST®	15	15	Compact, dense, rounded	Dark green	Coral pink buds, double rose colored flowers	Bronze, 1/2"	Fair	Excel.	Excel.	Excel.
DOLGO	30	25	Upright, spreading, open	Green, glossy	White, 1 3/4", single	Red, 1 1/2", edible	Good	Good	Excel.	Excel.
DONALD WYMAN	20	24	Rounded	Green, glossy and clean	Single, white	Bright red, 3/8", abundant, persistent	Good	Fair	Excel.	Good
FIREBIRD®	8	10	Rounded, spreading	Dark green	White, opening from red buds	Bright red, 3/8" persistent	Excel.	Excel.	Excel.	Excel.
FLORIBUNDA	18	25	Horizontally spreading, irregular	Green	Pink buds maturing to white single flowers	Yellow-red, 3/8"	Good	Fair	Excel.	Good
GOLDEN RAINDROPS®	20	15	Upright, vase shaped	Green, deeply cut	Delicate and starlike, white, profuse	Golden yellow and tiny, 1/4"	Excel.	Poor	Excel.	Excel.
HARVEST GOLD®	22	18	Upright oval	Dark green	White	Yellow, 1/2", persistent	Fair	Fair	Good	Good
INDIAN MAGIC	15	15	Upright, spreading	Dark green	Deep pink, 1 1/2", single	Orange red, 1/2", persistent	Fair	Good	Good	Excel.
KLEHM'S IMPROVED BECHTEL	20	18	Rounded	Medium green	Fragrant, double pink. Late season bloomer	Green, sparse, 1 1/8"	Fair	Fair	Poor	Excel.
LOLLIPOP®	10	10	Round, compact	Green	White	Yellow, 3/8"	Good	Good	Excel.	Excel.
LOUISA	10	12	Weeping	Dark green, glossy	True pink	Yellow, 3/8"	Excel.	Good	Good	Good
MARILEE®	24	10	Narrow upright, inverted cone	Medium green	Double, large white	Virtually fruitless	Good	Good	Good	Excel.
PERFECT PURPLE	20	20	Rounded	Deep purple	Deep pink to rose red	Purple red	Fair	Fair	Good	Excel.
PINK PRINCESS™	8	12	Low, spreading	Purple becoming bronze-green	Rose pink	Deep red, 1/4"	Excel.	Excel.	Excel.	Excel.
PRAIRIE ROSE	20	18	Rounded	Medium green	Double, deep pink, fragrant	Usually fruitless	Good	Fair	Poor	Good
PRAIRIFIRE	20	20	Upright, spreading, becoming rounded	Red-maroon, aging reddish green	Crimson buds, bright pinkish red, single flowers	Dark red, 3/8"-1/2", persistent	Excel.	Good	Excel.	Excel.
PROFESSOR SPRENGER	20	20	Upright, spreading	Green	Pink buds open to white single flowers	Orange-red, 1/2", persistent	Excel.	Fair	Excel.	Excel.
PROFUSION	20	20	Upright, spreading	Purplish when young, maturing to bronze	Deep pink, single	Maroon, 1/2", persistent	Fair	Good	Excel.	Good
PURPLE PRINCE	20	20	Rounded	Purple, becoming bronze green	Rose red	Maroon, 3/8"-1/2"	Excel.	Good	Excel.	Good
RADIANT	25	20	Broad, rounded crown	Red-purple when young, maturing to green.	Deep red buds, single deep pink flowers	Bright red, 1/2"	Poor	Excel.	Good	Fair
RED BARRON	18	8	Narrow, columnar	Reddish-purple, maturing to bronze-green	Dark red, single	Dark red, 1/2"	Fair	Good	Excel.	Excel.
RED JADE	10	15	Long, graceful, slender weeping branches	A glossy vibrant green	Deep pink buds, white flowers	Bright glossy red, 1/2", abundant, persistent	Fair	Fair	Excel.	Fair
RED JEWEL™	15	12	Upright and pyramidal	Green	Pure white, single	Brilliant red, 1/2", very persistent	Good	Fair	Excel.	Good
ROBINSON	25	25	Upright, spreading, rounded	Bronze-green, good fall color	Buds crimson, single flowers deep pink	Dark glossy red, 3/8"	Good	Excel.	Excel.	Excel.
ROYAL RAINDROPS®	20	15	Upright, spreading	Purple, cutleaf, orange red in fall	Bright pinkish-red	Red, 1/4", persistent	Excel.	Good	Excel.	Good
ROYALTY	15	15	Upright, rounded	Dark purple, glossy	Purple to crimson, single	Dark red, 3/8"-3/4"	Poor	Fair	Excel.	Excel.

Crabapple Information Chart

NAME	SIZE		SHAPE	FOLIAGE	FLOWER	FRUIT	DISEASE RESISTANCE			
	H	W					SCAB	FIRE-BLIGHT	CEDAR-APPLE RUST	MILDEW
SARGENT	8	12	Low, horizontally spreading	Dark green	Profuse, single, white, ½", fragrant	Small, ¼"-½", profuse, bright red, persistent	Excel.	Excel.	Excel.	Excel.
SARGENT TINA	5	6	Small rounded dwarf tree	Medium green, small leaves	Bright red buds opening to single white flowers	Bright red, ¼"	Excel.	Good	Excel.	Excel.
SHOW TIME™	22	20	Broadly oval to rounded	Purple bronze to bronze green	Bright pinkish red	Red, ½"	Fair	Good	Good	Excel.
SNOWDRIFT	20	20	Upright spreading, rounded and dense	Bright green, glossy	Buds pink, flowers single, white.	Orange, small, ⅜", persistent	Good	Fair	Excel.	Excel.
SPRING SNOW	25	22	Dense, oval	Medium green	Pure white, fragrant, single	Nearly sterile. Excellent for patios & courtyards.	Poor	Fair	Good	Excel.
SUGARTIME®	18	15	Upright spreading, oval	Green	Pale pink buds, white, single flowers	Red, ½", persistent	Good	Good	Excel.	Excel.
TSCHONOSKII	28	14	Upright, narrowly oval	Emerges silvery green. Outstanding fall color	White, single	Greenish, sparse, 1"	Good	Poor	Excel.	Excel.
VELVET PILLAR™	20	14	Upright head with ascending branches	Purple	Pink, single	Maroon-red, ⅜", sparse	Fair	Good	Excel.	Good
ZUMI CALOCARPA	20	24	Rounded, gracefully spreading	Large green leaves, dense canopy	Buds red, flowers white, single, fragrant, 1¼"	Bright red, glossy, small, ⅜", persistent	Excel.	Excel.	Excel.	Good

Rootstocks for Crabapples

Our ornamental crabapples are offered on three distinct apple understocks; domestic, hardy seedling and RightRoot™ crabapple rootstock.

Domestic

This "old standard" rootstock still gives the best growth rate and produces a very uniform, deep root system. Roots go deep to find water in dry areas, and provide extremely good anchorage. Its main disadvantage is heavy suckering. It is also slightly less cold hardy.

Hardy Crabapple Seedling

Dolgo crabapple seedlings are excellent rootstocks for the coldest areas. They produce well-branched root systems, and have a growth rate close to that of Domestic. This is the rootstock to have in areas where temperatures drop to -30° F. with no snow cover. In years of Dolgo seed shortage, we may substitute different but equally hardy crab seedlings, such as *Malus antonovka*.

Right Root™ CRABAPPLE ROOTSTOCK

Ornamental crabapples are truly trouble free garden trees when grown on RightRoot™ crabapple rootstock. Proven to be the best all-around performer in our multi-year trials, this time-tested clonal understock virtually **eliminates suckering**.

In addition to having the lowest number of basal suckers in our tests, trees grown on RightRoot™ understocks have better anchorage and vigorous growth rate. Additional reasons to choose this improved understock include:

- Extremely cold hardy
- Growth rate is close to domestic
- Produces a faster growing tree than EMLA 111
- Resists collar rot and crown gall
- Does not develop burr knot
- Symmetrical root structure is a good balance of fibrous and structural roots
- Adapts well to various soils, including wet or dry sites



Pink Princess™ Crabapple



Prairie Rose Crabapple



Louisa Crabapple



Perfect Purple Crabapple


Marilee® Crabapple

Prairifire Crabapple



Malus 'Louisa'

Louisa Crabapple




Zone: 4
Height: 10'
Spread: 12'
Shape: Weeping
Foliage: Dark green, glossy
Flower: True pink
Fruit: Yellow, 3/8"

DISEASE RESISTANCE:
Scab: Excel. **Fireblight:** Good
Cedar-Apple Rust: Good **Mildew:** Good

A pink flowered weeping crab with excellent form and dark green, glossy foliage.

Malus 'Jarmin' PP 14337

Marilee® Crabapple




Zone: 4
Height: 24'
Spread: 10'
Shape: Narrow upright, inverted cone
Foliage: Medium green
Flower: Double, large white
Fruit: Virtually fruitless

DISEASE RESISTANCE:
Scab: Good **Fireblight:** Good
Cedar-Apple Rust: Good **Mildew:** Excel.

Pink buds open to unusually large, white, double blooms. Unique for its stiffly upright, narrow form and virtually fruitless nature, it is an excellent choice for courtyard settings and streetscapes, and for use near utility lines.

Malus 'Perfect Purple'

Perfect Purple Crabapple




Zone: 4
Height: 20'
Spread: 20'
Shape: Rounded
Foliage: Deep purple
Fall Color: Purple
Flower: Deep pink to rose red
Fruit: Purple red

DISEASE RESISTANCE:
Scab: Fair **Fireblight:** Fair
Cedar-Apple Rust: Good. **Mildew:** Excel.

Deep pink blooms set the spring stage for dark purple foliage that crowns the perfectly rounded canopy of this attractive tree. Very cold hardy, this crab has performed well in the North and Inter-mountain regions.

Malus 'Parrisi'

Pink Princess™ Crabapple




Zone: 5
Height: 8'
Spread: 12'
Shape: Low, spreading
Foliage: Purple, becoming bronze green
Flower: Rose pink
Fruit: Deep red, 1/4"

DISEASE RESISTANCE:
Scab: Excel. **Fireblight:** Excel.
Cedar-Apple Rust: Excel. **Mildew:** Excel.

A pink flowered, red leaf form of Sargent Crab. A naturally dwarf tree with all the desirable features of Sargent, but in a new color.

Malus ioensis 'Prairie Rose'

Prairie Rose Crabapple




Zone: 4
Height: 20'
Spread: 18'
Shape: Rounded
Foliage: Medium green
Flower: Double, deep pink, fragrant
Fruit: Usually fruitless

DISEASE RESISTANCE:
Scab: Good **Fireblight:** Fair
Cedar-Apple Rust: Poor **Mildew:** Good

Large and fragrant double pink flowers look like miniature rosebuds. Introduced by the University of Illinois, this selection of the midwest native crabapple is welcomed for its fruitless character.

Malus 'Prairifire'

Prairifire Crabapple



Zone: 4
Height: 20'
Spread: 20'
Shape: Upright, spreading, rounded
Foliage: Purple, becoming reddish green
Flower: Bright pinkish red
Fruit: Dark red, 3/8"-1/2"

DISEASE RESISTANCE:
Scab: Excel. **Fireblight:** Good
Cedar-Apple Rust: Excel. **Mildew:** Excel.

One of the best red leaved crabs, Prairifire has impressive landscape impact. Attributes include long lasting bright red flowers, excellent red fruit, and attractive reddish bark.



Red Barron Crabapple



Radiant Crabapple



Purple Prince Crabapple



Professor Sprenger Crabapple




Red Jade Crabapple



Profusion Crabapple

Malus 'Professor Sprenger'

Professor Sprenger Crabapple


Zone: 4
Height: 20'
Spread: 20'
Shape: Upright, spreading
Foliage: Green
Flower: White
Fruit: Orange-red, ½", persistent

DISEASE RESISTANCE:

Scab: Excel. **Fireblight:** Fair
Cedar-Apple Rust: Excel. **Mildew:** Excel.

Red buds open to fragrant pink and white flowers. More upright in habit and larger in size than most crabs, it features unusual orange-red fruit.

Malus 'Profusion'

Profusion Crabapple

Zone: 4
Height: 20'
Spread: 20'
Shape: Upright, spreading
Foliage: Purple, fading to bronze
Flower: Pink
Fruit: Maroon, ½", persistent

DISEASE RESISTANCE:

Scab: Fair **Fireblight:** Good
Cedar-Apple Rust: Excel. **Mildew:** Good

Inspiration for the name of this popular and time-tested variety comes from its dependably heavy crop of deep pinkish red flowers. These are followed by a profusion of persistent maroon fruits.

Malus 'Purple Prince'

Purple Prince Crabapple

Zone: 4
Height: 20'
Spread: 20'
Shape: Rounded
Foliage: Purple, becoming bronze green
Flower: Rose red
Fruit: Maroon, ⅜" - ½"


DISEASE RESISTANCE:

Scab: Excel. **Fireblight:** Good
Cedar-Apple Rust: Excel. **Mildew:** Good

The purple bronze foliage and bright flowers of this outstanding rosy bloom crab rival those of Liset. Purple Prince is also faster growing and does not suffer from stem splitting. Probably the best purple foliaged crab for growers, it is also a low maintenance tree in the landscape.

© J. Frank Schmidt & Son Co.

Malus 'Radiant'

Radiant Crabapple


Zone: 3
Height: 25'
Spread: 20'
Shape: Broad, round crown
Foliage: New leaves red-purple, mature to bronze-green
Flower: Deep red buds, single pink blooms
Fruit: Bright red, ½"

DISEASE RESISTANCE:

Scab: Poor **Fireblight:** Excel.
Cedar-Apple Rust: Good **Mildew:** Fair

A hardy University of Minnesota introduction, this tree resists fireblight and performs well in the Rocky Mountain and inter-mountain states.

Malus 'Red Barron'

Red Barron Crabapple


Zone: 4
Height: 18'
Spread: 8'
Shape: Narrow, columnar
Foliage: Purple, maturing to bronze-green
Flower: Dark red
Fruit: Dark red, ½"

DISEASE RESISTANCE:

Scab: Fair **Fireblight:** Good
Cedar-Apple Rust: Excel. **Mildew:** Excel.

Ascending branch structure, narrow form and adaptability to urban conditions have earned Red Barron a place on our UtiliTrees™ list.

Malus 'Red Jade'

Red Jade Crabapple

Zone: 3
Height: 10'
Spread: 15'
Shape: Weeping, graceful
Foliage: Medium green
Flower: Deep pink buds, white flowers
Fruit: Bright glossy red, ½", abundant

DISEASE RESISTANCE:

Scab: Fair **Fireblight:** Fair
Cedar-Apple Rust: Excel. **Mildew:** Fair

Desirable for its graceful form, white flowers, and its abundant cherry red fruit. Like many of the weepers, it looks its best when grown as a solitary specimen.

Royal Raindrops® CRABAPPLE

Malus 'JFS-KW5' PP 14375



Bright pinkish red flowers combine with deep purple cutleaf foliage, tiny persistent red fruits, handsome bark and winter silhouette to present a unique, all-season crabapple.

www.RoyalRaindrops.com



Red Jewel™ Crabapple



Sargent Crabapple

Malus 'Jewelcole'

Red Jewel™ Crabapple



Zone: 4
Height: 15'
Spread: 12'
Shape: Upright, pyramidal
Foliage: Green
Flower: White
Fruit: Red, ½", very persistent


DISEASE RESISTANCE:

Scab: Good **Fireblight:** Fair
Cedar-Apple Rust: Excel. **Mildew:** Good

Bright red fruits are among the most profuse and persistent of any crab, holding fast until spring in mild winter areas, when they are replaced by an abundance of white blooms.

Malus 'Royalty'

Royalty Crabapple



Zone: 4
Height: 15'
Spread: 15'
Shape: Upright, rounded
Foliage: Purple, glossy
Flower: Single, purple to crimson
Fruit: Dark red, ⅝"-¾"


DISEASE RESISTANCE:

Scab: Poor **Fireblight:** Fair
Cedar-Apple Rust: Excel. **Mildew:** Excel.

Perhaps the first purple leaf flowering crab to challenge the purple leaf flowering plums. Flowers are almost the same color as the leaves.

Malus 'Robinson'

Robinson Crabapple



Zone: 4
Height: 25'
Spread: 25'
Shape: Upright, spreading, rounded
Foliage: Bronze green
Flower: Deep pink
Fruit: Red, ⅜"


DISEASE RESISTANCE:

Scab: Good **Fireblight:** Excel.
Cedar-Apple Rust: Excel. **Mildew:** Excel.

The fastest growing crabapple—it becomes established and makes an impact in the landscape quickly, yet matures at normal crabapple size.

Malus sargentii

Sargent Crabapple



Zone: 5
Height: 8'
Spread: 12'
Shape: Low, spreading
Foliage: Dark green
Flower: White
Fruit: Bright red, ¼", persistent


DISEASE RESISTANCE:

Scab: Excel. **Fireblight:** Excel.
Cedar-Apple Rust: Excel. **Mildew:** Excel.

A natural dwarf with horizontal spreading branches. These are laden with bright red fruits that persist long into the winter months Outstanding when planted in groups.

Malus 'JFS-KW5' PP 14375

Royal Raindrops® Crabapple



Zone: 4
Height: 20'
Spread: 15'
Shape: Upright spreading
Foliage: Purple, cutleaf
Fall Color: Orange-red
Flower: Bright pinkish red
Fruit: Red, ¼", persistent


DISEASE RESISTANCE:

Scab: Excel. **Fireblight:** Good
Cedar-Apple Rust: Excel. **Mildew:** Good

Bright pinkish red flowers combine with deep purple cutleaf foliage to present a unique new crab. Deeply lobed leaves and upright form with good branching and density are inherited from its Golden Raindrops® parent. Nursery growth is outstanding, and it displays good to excellent resistance to the common diseases.

Malus sargentii 'Tina'

Sargent Tina Crabapple



Zone: 4
Height: 5'
Spread: 6'
Shape: Small rounded dwarf tree
Foliage: Medium green, small leaves
Flower: Bright red buds opening to single white flowers
Fruit: Bright red, ¼"

DISEASE RESISTANCE:

Scab: Excel. **Fireblight:** Good
Cedar-Apple Rust: Excel. **Mildew:** Excel.


This most petite of all crabapples is grown as a top graft. Flowers, fruit and leaves are all quite small.




Show Time™ Crabapple



Snowdrift Crabapple



Sugar Tyme® Crabapple


Malus 'Shotizam'**Show Time™ Crabapple**

Zone: 4
Height: 22'
Spread: 20'
Shape: Broadly oval to rounded
Foliage: Purple bronze to bronze green
Flower: Bright pinkish red
Fruit: Red, ½"

DISEASE RESISTANCE:

Scab: Fair **Fireblight:** Good
Cedar-Apple Rust: Good **Mildew:** Excel.

Heavy blooming, with large bright fuchsia-pink flowers that are striking in springtime. Dark green foliage has a red overlay. A vigorous grower with upright oval form, it features bright red fruits in autumn.

Malus 'Sutyzam'**Sugar Tyme® Crabapple**


Zone: 4
Height: 18'
Spread: 15'
Shape: Upright, spreading, oval
Foliage: Green
Flower: White
Fruit: Red, ½", persistent

DISEASE RESISTANCE:

Scab: Good **Fireblight:** Good
Cedar-Apple Rust: Excel. **Mildew:** Excel.

Fragrant white flowers smother Sugar Tyme® in spring. Persistent red fruits provide a fine fall and winter display.

Tschonoskii Crabapple


*Malus* 'Snowdrift'**Snowdrift Crabapple**

Zone: 4
Height: 20'
Spread: 20'
Shape: Upright, spreading, rounded, dense
Foliage: Green, glossy
Flower: White
Fruit: Orange, ¾", persistent

DISEASE RESISTANCE:

Scab: Good **Fireblight:** Fair
Cedar-Apple Rust: Excel. **Mildew:** Excel.

One of the most popular crabs. The crown is very uniform and symmetrical, making it one of the more formal looking crabs.

*Malus tschonoskii***Tschonoskii Crabapple**

Zone: 5
Height: 28'
Spread: 14'
Shape: Upright, narrowly oval
Foliage: Silvery green to green
Fall Color: Orange, red and purple
Flower: White
Fruit: Greenish, 1", sparse


DISEASE RESISTANCE:

Scab: Good **Fireblight:** Poor
Cedar-Apple Rust: Excel. **Mildew:** Excel.

Unusual for its narrow form and striking foliage. Silvery green new growth matures to light green with silvery green undersides. Fall color outshines that of all other crabapples.



Zumi Calocarpa Crabapple


Malus 'Spring Snow'**Spring Snow Crabapple**

Zone: 4
Height: 25'
Spread: 22'
Shape: Dense, oval
Foliage: Medium green
Flower: White
Fruit: None

DISEASE RESISTANCE:

Scab: Poor **Fireblight:** Fair
Cedar-Apple Rust: Good **Mildew:** Excel.

Featuring pure white flowers but no fruit, this is the crabapple to use in locations such as patios and courtyards where fruit would be objectionable. It flowers well on an annual basis.


Malus 'Velvetcole'**Velvet Pillar™ Crabapple**

Zone: 4
Height: 20'
Spread: 14'
Shape: Upright head with ascending branches
Foliage: Purple
Flower: Pink, single
Fruit: Sparse, maroon-red, ¾"

DISEASE RESISTANCE:

Scab: Fair **Fireblight:** Good
Cedar-Apple Rust: Excel. **Mildew:** Good

Flower buds that emerge red and open to rosy pink flowers are followed by unusual purple foliage that has a velvety look when it unfurls. Velvet Pillar™ is notable for its tightly upright form and dense branching habit, and is useful for confined planting spaces.

Malus × zumi 'Calocarpa'**Zumi Calocarpa Crabapple**

Zone: 5
Height: 20'
Spread: 24'
Shape: Rounded, gracefully spreading
Foliage: Green
Flower: Red buds, white flowers
Fruit: Red, ¾", persistent

DISEASE RESISTANCE:

Scab: Excel. **Fireblight:** Excel.
Cedar-Apple Rust: Excel. **Mildew:** Good

Very popular, widely used and time tested, this is a standard for comparison for white flowered crabs. Don't confuse *M. zumi* 'Calocarpa' with straight *M. zumi*.



Gum Drop® Tupelo



Dawn Redwood

Gold Rush Dawn Redwood




Metasequoia

Dawn Redwood

Metasequoia glyptostroboides

Dawn Redwood




Zone: 5
Height: 70'
Spread: 25'
Shape: Narrow, conical
Foliage: Medium green, deciduous conifer
Fall Color: Rusty orange

Light green needles of this fast-growing conifer present a very bright summer appearance. Deciduous character allows winter sun to penetrate and warm buildings that are shaded in summer.

Metasequoia glyptostroboides 'Gold Rush'

Gold Rush Dawn Redwood (syn. 'Ogon')



Zone: 5
Height: 50'
Spread: 20'
Shape: Narrow, conical
Foliage: Bright yellow, deciduous conifer
Fall color: Rusty orange

The bright yellow summer needles of this large deciduous conifer call for attention in any landscape. Pyramidal and intensely colored, and tolerant of both heat and cold, it is one of the most widely adaptable trees with yellow foliage.




Wildfire Tupelo

Morus

Mulberry

Morus alba 'Chaparral'

Chaparral Weeping Mulberry



Zone: 4
Height: 12'
Spread: 16'
Shape: Weeping
Foliage: Bright green, glossy
Fall Color: Yellowish
Fruit: Seedless


Gracefully weeping branches are draped in attractive glossy green foliage that turns yellow in autumn. Appreciated for its fruitless nature, it is widely adaptable to harsh growing conditions including extremes of heat and cold.

Nyssa

Tupelo

Nyssa sylvatica

Black Tupelo




Zone: 5
Height: 35'
Spread: 20'
Shape: Pyramidal when young, spreading and irregular with age
Foliage: Dark green, glossy
Fall Color: Hot coppery red

Rich green glossy foliage ignites with brilliant fall tones, ranging from scarlet to maroon, yellow and orange. Fissured grey bark provides winter interest. Adaptable to urban conditions including compacted and poorly drained soils and occasional drought.

Nyssa sylvatica 'David Odom'

Afterburner® Tupelo




Zone: 5
Height: 35'
Spread: 20'
Shape: Upright pyramidal to oval
Foliage: Bright green, glossy
Fall Color: Bright red
Fruit: Blue-black, 3/8"

The symmetrical, uniform and upright branch structure and straight central leader make this cultivar easier to grow and better suited than seedlings of the species for use as a street tree. High gloss foliage shines through the summer and then turns bright red in fall, burning brightly after most tupelo have defoliated.

Nyssa sylvatica 'JFS-PN Legacy1'

Gum Drop® Tupelo



Zone: 5
Height: 30'
Spread: 20'
Shape: Upright oval
Foliage: Dark green, glossy
Fall Color: Bright red
Fruit: Seedless

Glossy dark green foliage, bright red autumn leaves and upright, oval form distinguish this standout tupelo selected from the fields of Princeton Nursery. Improved density and slightly compact form are reasons to choose it over highly variable trees grown from seed.

Red Rage® Tupelo





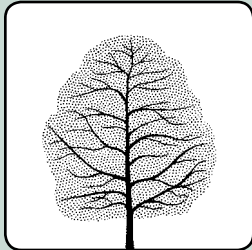
Afterburner® Tupelo

Nyssa sylvatica 'Haymanred'**Red Rage® Tupelo**

Zone: 5
Height: 35'
Spread: 20'
Shape: Broadly pyramidal
Foliage: Dark green, glossy
Fall Color: Bright red
Fruit: Seedless

DISEASE RESISTANCE: leaf spot

Discovered by plantsman Mike Hayman in southern Indiana, Red Rage® features deep green, high gloss summer foliage that resists leaf spot, then turns bright red with the onset of fall weather.

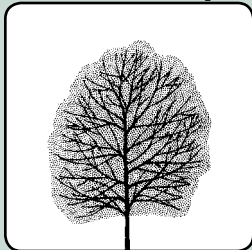
Nyssa sylvatica 'Wildfire'**Wildfire Tupelo**

Zone: 6
Height: 40'
Spread: 25'
Shape: Broadly pyramidal to oval
Foliage: Dark green, red new growth
Fall Color: Yellow-orange to purplish red
Fruit: Seedless

This tupelo offers an extra season of brightly colored foliage. Spring brings a surprising flush of deep red new growth, which continues as long as new leaves emerge. Summer foliage is green, changing to autumn tints of orange-yellow to purplish red.

Ostrya

Hophornbeam

*Ostrya virginiana***American Hophornbeam**


Zone: 4
Height: 40'
Spread: 25'
Shape: Upright oval
Foliage: Dark green
Fall Color: Yellow

This handsome small tree performs well in urban settings. Pest resistant and tolerant of drought and alkaline soils, its hard wood resists damage from ice and snow. Hop-like fruits and finely serrated hophornbeam-like leaves give this adaptable tree its name.

© J. Frank Schmidt & Son Co.


Oxydendrum

Sourwood

*Oxydendrum arboreum***Sourwood**

Zone: 5
Height: 20'
Spread: 15'
Shape: Pyramidal to rounded
Foliage: Dark green, glossy
Fall Color: Orange, scarlet
Flower: Creamy white, bell shaped

A slow-growing, small tree whose light green, bronze tinted foliage turns brilliant orange and scarlet tones in the fall. Creamy white, bell shaped clusters up to 10 inches in length smother its branches in mid-summer.

Parrotia*Parrotia persica***Persian Parrotia**

Zone: 5
Height: 30'
Spread: 20'
Shape: Broadly pyramidal to rounded
Foliage: Green, textured
Fall Color: Yellow, orange and red
Flower: Showy red stamens

A low-branched small tree with unusual form and texture, making it an interesting specimen. Early blooming small flowers have showy red stamens. Its fall color is generally excellent, often a bright mix of yellow, orange and red.

Parrotia persica 'JLColumnar' P.A.F.**Persian Spire™ Parrotia**

Zone: 5
Height: 25'
Spread: 10'
Shape: Columnar to upright oval
Foliage: Green, fine textured
Fall Color: Orange, red, yellow and burgundy
Flower: Showy red stamens

Unique for both its form and fine texture, this strongly upright tree is a colorful choice for hedges, screens and formal street plantings. Refined foliage emerges purple and matures to green with purple tinted margins that linger into the summer months. Fall color is bright and long lasting.

Persian Spire™ Parrotia

Persian Spire™ Parrotia



American Hophornbeam



Sourwood



Parrotia persica 'Inge's Ruby Vase'
Ruby Vase® Parrotia



Zone: 5
Height: 28'
Spread: 16'
Shape: Upright narrow vase shaped
Foliage: Dark green; red new growth
Fall Color: Orange-red
Flower: Showy red stamens

Upright and narrower than the species, this cultivar features dark green summer foliage that begins the season with red tipped new growth and finishes with bright fall color. The upright form makes it suitable for street use.

Parrotia persica 'Vanessa'
Vanessa Persian Parrotia



Zone: 5
Height: 28'
Spread: 14'
Shape: Upright, tightly vase shaped
Foliage: Green, textured
Fall Color: Orange-red
Flower: Showy red stamens

Tighter, with greater density, and more upright than the species, Vanessa is a better choice for smaller landscapes or for use near streets. Fall color varies from orange to red and is always impressive.

Vanessa Persian Parrotia



Arnold Sentinel Pine




Eye Stopper™ Cork Tree

Phellodendron

Cork Tree

Phellodendron amurense 'Longenecker'
Eye Stopper™ Cork Tree




Zone: 4
Height: 40'
Spread: 35'
Shape: Upright, then spreading, rounded crown
Foliage: Medium green
Fall Color: Bright yellow
Fruit: Generally seedless

This cultivar has the clearest, bright yellow foliage of the cork trees introduced to date. It was selected from trees at the University of Wisconsin Longenecker Gardens.



Weeping White Pine

Phellodendron amurense 'His Majesty'
His Majesty™ Cork Tree




Zone: 3
Height: 40'
Spread: 35'
Shape: Broadly vase shaped
Foliage: Medium green
Fall Color: Yellow
Fruit: Generally seedless

Fast growing, upright spreading and hardy, this seedless selection features a better branching habit than the species. Introduced by Harold Pellett of the University of Minnesota, this cultivar appears to be a hybrid of *P. sachalinense* and *P. amurense*.

Pinus

Pine


Pinus nigra 'Arnold Sentinel'
Arnold Sentinel Pine



Zone: 4
Height: 25'
Spread: 7'
Shape: Columnar
Foliage: Dark green, dense

Dark green, densely needled upright branches of this rare selection of Austrian pine form a tight column that serves equally well as a landscape focal point, hedge or windbreak. This easy-care conifer is tolerant of heavy soils and alkalinity as well as heat and drought.


Pinus nigra
Austrian Pine



Zone: 4
Height: 55'
Spread: 30'
Shape: Broadly pyramidal to rounded
Foliage: Dark green needles, in pairs
Fall Color: Evergreen

Cold hardy, tough, and adaptable, it becomes a tree of strong character.

Pinus strobus 'Fastigiata'
Fastigate White Pine




Zone: 4
Height: 30'
Spread: 10'
Shape: Columnar, fastigate
Foliage: Bluish green needles

This narrow, upright tree has long blue-green needles which gives it a softer appearance than other upright conifers.



Vanderwolf's Pyramid Pine

Pinus flexilis 'Vanderwolf's Pyramid'**Vanderwolf's Pyramid Pine**

Zone: 5
Height: 40'
Spread: 20'
Shape: Pyramidal
Foliage: Blue-green needles

A vigorous, upright selection of Limber Pine with especially nice blue-green foliage. Native from the Sierra Nevadas through the Rocky Mountains.


Pinus strobus 'Pendula'**Weeping White Pine**

Zone: 4
Height: 10'
Spread: 10'
Shape: Weeping
Foliage: Soft blue-green needles

This tree grows upward as staked, then weeps pendulously to the ground. The needles are soft in appearance as well as to the touch. A beautiful landscape focal point.

Pistacia

Chinese Pistache

*Pistacia chinensis***Chinese Pistache**


Zone: 6
Height: 30'
Spread: 30'
Shape: Rounded
Foliage: Dark green, pinnately compound
Fall Color: Orange-red

An excellent tree for hot dry climates, it thrives from California through Oklahoma. It provides bright red fall color in climates where autumn tints are rare.

© J. Frank Schmidt & Son Co.


Platanus

Planetree

Platanus × *acerifolia* 'Bloodgood'**Bloodgood London Planetree**


Zone: 5
Height: 50'
Spread: 40'
Shape: Broadly pyramidal
Foliage: Large, maple like, medium to dark green
Fall Color: Yellow

Reputed to be more resistant to anthracnose than the species. The naturally shedding bark creates a dappled brown and cream pattern that accentuates sunlight filtering through the foliage. This is a popular tree for malls, parks and shopping centers.

Platanus × *acerifolia* 'Columbia'**Columbia Planetree**

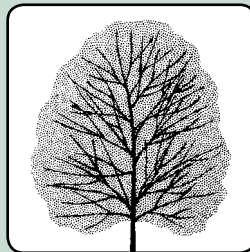
Zone: 6
Height: 50'
Spread: 40'
Shape: Broadly pyramidal to rounded
Foliage: Medium green
Fall Color: Yellow-brown

Selected and introduced by the U.S. National Arboretum for high resistance to anthracnose, it seems to be resistant on the East Coast, but not on the West Coast. It has attractive, deeply cut leaves similar to *Platanus orientalis*.

Platanus × *acerifolia* 'Morton Circle'**Exclamation™ Planetree**

Zone: 5
Height: 55'
Spread: 35'
Shape: Upright pyramidal
Foliage: Medium green
Fall Color: Yellowish

A strong central leader and upright pyramidal shape make this tree easy to grow in the nursery. A carefree performer on city streets, it is urban tolerant, anthracnose resistant, and moderately resistant to powdery mildew.

Platanus × *acerifolia* 'Yarwood'**Yarwood Planetree**

Zone: 6
Height: 50'
Spread: 40'
Shape: Broadly pyramidal to rounded
Foliage: Extremely large, light green
Fall Color: Yellow-brown

Selected by the University of California at Berkeley for very high resistance to powdery mildew. Fast growing, it appears to have fairly good resistance to anthracnose in California.



Chinese Pistache



Exclamation™ Planetree



Yarwood Planetree

PRAIRIE GOLD[®] ASPEN

Populus tremuloides 'NE-Arb'



Bring home the trembling leaves and golden fall color of the high country! Unique resistance to heat, drought and humidity recommends this native selection for lower elevation landscapes.


www.PrairieGoldAspen.com

Populus

Aspen

Populus tremuloides 'JFS-Column'

Mountain Sentinel[®] Aspen



Zone: 3
Height: 35'
Spread: 8'
Shape: Narrow, fastigate
Foliage: Green, trembles in breeze
Fruit: Seedless
Fall Color: Yellow

Our native aspen is now available in fastigate form! Extremely narrow and upright, with ascending branches, it has the same silvery-gray bark, fluttering leaves, and golden yellow fall color, but in a much narrower form.

Populus tremuloides 'NE-Arb'

Prairie Gold[®] Aspen




Zone: 4
Height: 40'
Spread: 15'
Shape: Narrow oval to pyramidal
Foliage: Light green, trembling in breeze
Fall Color: Golden yellow

Adapted to the heat, drought and humidity of the Midwestern prairie, this Nebraska native brings lowland adaptability and disease tolerance to a high elevation favorite. Introduced by Schmidt in cooperation with the Nebraska Statewide Arboretum, Prairie Gold[®] greatly expands the planting range of this mountain species.

Populus tremuloides

Quaking Aspen




Zone: 3
Height: 30'
Spread: 15'
Shape: Narrow oval to pyramidal
Foliage: Green, trembles in breeze
Fall Color: Yellow

Native throughout much of the West, the beauty of aspen groves is well known. The sight of autumn's golden leaves trembling over silvery gray bark is not forgotten.

Populus tremula 'Erecta'

Swedish Columnar Aspen



Zone: 2
Height: 40'
Spread: 10'
Shape: Very narrow, fastigate
Foliage: Green, trembles in breeze

Rustling leaves make the same pleasant sound as Quaking Aspen. This upright and very narrow tree is well adapted to cold climates. Seedless, it is a good substitute for Lombardy Poplar.

Mountain Sentinel[®] Aspen




Populus

Poplar

Populus deltoides 'Siouxland'

Siouxland Poplar




Zone: 2
Height: 75'
Spread: 35'
Shape: Oval
Foliage: Medium green
Fall Color: Yellow
Seed: None (cottonless)

A very fast growing "Cottonless Cottonwood" with resistance to leaf rust.

Populus nigra 'Afghanica'

Theves Poplar




Zone: 4
Height: 55'
Spread: 25'
Shape: Upright and narrow
Foliage: Medium green
Fall Color: Yellow

A very fast growing, narrow, upright tree. It is reported to be more resistant to the canker diseases that trouble Lombardy.

Populus x canadensis 'Tower' C.O.P.F.

Tower Poplar



Zone: 2b
Height: 50'
Spread: 14'
Shape: Narrowly columnar
Foliage: Medium green
Fall Color: Yellow


Fast growing, drought tolerant, and very cold hardy, this tightly columnar hybrid (*P. alba* x *P. tremula* 'Erecta') has improved disease and insect resistance. Excellent for windbreaks and screens, it is urban tolerant, and a good replacement for Lombardy poplar.

Prunus

Cherry - Less Common Species

Prunus padus 'Drietre'

Merlot® Bird Cherry




Zone: 3
Height: 30'
Spread: 18'
Shape: Upright oval
Foliage: Leaves emerge green, turn purple in summer
Fall Color: Red to reddish purple
Flower: White, in 4" long drooping clusters

Strongly upright with a straight central leader, Merlot® maintains a symmetrical, upright oval shape. Its form makes it easier to manage and its foliage is a deeper purple than similar cultivars.

Prunus virginiana 'Canada Red'

Canada Red Improved Chokecherry



Zone: 2
Height: 25'
Spread: 20'
Shape: Upright spreading, rounded
Foliage: Leaves emerge green, turn purple in summer
Fall Color: Red to reddish purple
Flower: Small white, in long clusters


A very cold hardy tree, used for its foliage which changes from green in spring to dark purple as the weather warms, then intensifies to reddish in autumn.

Prunus

Japanese Cherry

Prunus x yedoensis 'Akebono'

Akebono Cherry



Zone: 5
Height: 25'
Spread: 25'
Shape: Upright, spreading
Foliage: Medium green
Fall Color: Yellowish
Flower: Delicate pink

Similar to Yoshino in form, but said to mature slightly smaller. Blooms have a stronger tint of pink.

Canada Red Improved Chokecherry



Akebono Cherry



Quaking Aspen



Pink Flair® Flowering Cherry


Prunus sargentii 'JFS-KW58'



Add flair and multi-season color to your landscape with this compact, heat and cold-resistant, small shade tree. Fragrant bright pink blooms, great foliage and bright orange-red fall color!

www.PinkFlairCherry.com


Prunus serrulata 'Amanogawa'
Amanogawa Cherry



Zone: 5
Height: 20'
Spread: 6'
Shape: Columnar, fastigate branching
Foliage: Green
Fall Color: Bronze
Flower: Pale pink, semi-double

Very narrow and tightly upright in growth, it forms a column of light pink flowers in the spring.


Prunus subhirtella 'Autumnalis Rosea'
Autumn Flowering Cherry



Zone: 5
Height: 25'
Spread: 22'
Shape: Upright spreading with slender branches
Foliage: Medium green
Fall Color: Yellow to bronze
Flower: Semi-double to double, light pink

Very unusual for its bloom. Flowers are produced in November and again in the spring. In mild climates it will bloom sporadically all winter. It has a delicate branch pattern which adds to its winter interest.


Prunus sargentii 'Columnaris'
Columnar Sargent Cherry



Zone: 4
Height: 35'
Spread: 15'
Shape: Upright, columnar to narrowly vase shaped
Foliage: Dark green
Fall Color: Orange to orange-red
Flower: Single pink, in clusters

A narrow, upright form makes this Sargent Cherry suitable for use as a street tree. It is admired for its beautiful fall color and handsome mahogany colored bark.

Prunus subhirtella 'Pendula Plena Rosea'
Double Weeping Cherry
syn. *Yae-Shidare-Higan*




Zone: 5
Height: 25'
Spread: 25'
Shape: Weeping
Foliage: Dark green
Fall Color: Yellow to bronze
Flower: Double, pink

Graceful form and an impressive spring floral display make this one of the best weeping trees. Contorted form is an unusual artistic expression of a classic ornamental tree.



Kwanzan Cherry


Prunus serrulata 'Kwanzan'
Kwanzan Cherry



Zone: 5
Height: 30'
Spread: 20'
Shape: Stiffly vase shaped
Foliage: Dark green
Fall Color: Bronze-orange to orange-red
Flower: Double, rosy pink in clusters
Fruit: Seedless

Kwanzan's large double pink flowers make it the showiest cherry in spring and account for its great popularity.

Prunus 'Okame'
Okame Cherry



Zone: 5
Height: 25'
Spread: 20'
Shape: Upright branching, oval
Foliage: Dark green, fine textured
Fall Color: Yellow-orange to orange-red
Flower: Small, clear pink, profuse


Effective floral display of this very early-blooming cultivar is long lasting due to brightly colored flower bud and calyx. A hybrid of *P. incisa* × *P. campanulata*, Okame originated in England and was introduced to the U.S. by Morris Arboretum.

Prunus sargentii 'JFS-KW58'
Pink Flair® Cherry




Zone: 3b
Height: 25'
Spread: 15'
Shape: Upright narrow vase
Foliage: Dark green
Fall Color: Orange-red
Flower: Single pink, in clusters

Narrow and upright in form, but compact in height, this flowering cherry is well suited for urban landscapes. It avoids frost damage by flowering a week or two later than is typical of the species and has proven to be the hardiest of the flowering cherries. Fall color is consistently bright orange-red, and its handsome bark and upright symmetrical provide winter appeal.

Prunus subhirtella 'Pisnshzam'**Pink Snow Showers™ Cherry**


Zone: 5
Height: 25'
Spread: 25'
Shape: Weeping
Foliage: Glossy green
Fall Foliage: Yellow to bronze
Flower: Pink, single

The deep green foliage of this vigorous growing, pink flowering cherry appears to have better resistance to shot-hole disease than other weeping cultivars. A fragrant cascade of attractive pink flowers rains from its weeping branches like a pastel shower.

Prunus serrulata 'Royal Burgundy' PP 6520**Royal Burgundy Cherry**


Zone: 5
Height: 20'
Spread: 15'
Shape: Broadly vase shaped
Foliage: Deep purple
Fall Color: Bronze-purple
Flower: Double, magenta-pink
Fruit: Seedless

Royal Burgundy is a purple foliated form of Kwanzan. Slightly slower growing, its flowers are a darker tint, and its deep purple foliage is unique among cherries.

*Prunus sargentii***Sargent Cherry**

Zone: 4
Height: 30'
Spread: 30'
Shape: Upright, spreading branches, rounded crown
Foliage: Dark green
Fall Color: Bronze orange to orange-red
Flower: Single pink, in clusters

Sargent displays some of the best fall color to be found among the Cherries. It has nice mahogany colored bark and is hardier than other Japanese Cherries.

Prunus × 'Snofozam'**Snow Fountains® Cherry**

Zone: 5
Height: 12'
Spread: 12'
Shape: Weeping
Foliage: Small, dark green leaves
Fall Color: Golden to orange
Flower: White

A gracefully weeping, finely branched tree, Snow Fountains® is smaller than other weeping cherries. Its beautiful cascading form is easily pruned to change its character.

© J. Frank Schmidt & Son Co.

Prunus 'Snow Goose'**Snow Goose Cherry**


Zone: 5
Height: 20'
Spread: 20'
Shape: Upright when young, becoming wider with age
Foliage: Bright green
Fall Color: Orange
Flower: Pure white, single

Pure white flowers bloom before clean, bright green leaves unfold. Apparently resistant to common cherry foliage diseases, this strongly upright tree widens considerably with age.

Prunus × *hillieri* 'Spire'**Spire Cherry**

Zone: 5
Height: 30'
Spread: 10'
Shape: Columnar to narrowly vase shaped
Foliage: Dark green
Fall Color: Orange red
Flower: Single, pink

An excellent narrow, upright tree, Spire is quite similar to Columnar Sargent. Branching fills in at an earlier age making a better appearing young tree.

Prunus × *yedoensis***Yoshino Cherry**

Zone: 5
Height: 30'
Spread: 30'
Shape: Upright spreading branches, rounded crown
Foliage: Bright green, glossy
Fall Color: Yellow
Flower: Single light pink to white, fragrant

Yoshino is the tree which has been made famous by its blossom display at the Tidal Basin in Washington, D.C.

Snow Fountains® Cherry

Autumn Flowering Cherry



Snow Goose Cherry



Royal Burgundy Cherry



Pink Snow Showers™ Cherry



Big Cis® Plum



Cistena Plum

Krauter Vesuvius Plum




Prunus

Purple Leaf Plum

Prunus × cistena 'Schmidtciis'

Big Cis® Plum




Zone: 4
Height: 14'
Spread: 12'
Shape: Rounded, dense
Foliage: Purple
Flower: Light pink, very fragrant

A sport of Cistena, Big Cis® Plum grows quickly to a heavy-trunked, sturdy tree that is intermediate in size between Cistena and Newport. Cistena-like flowers are followed by dark purple foliage that keeps its fresh, clean appearance later in the season.

Prunus × cistena

Cistena Plum




Zone: 3
Height: 8'
Spread: 8'
Shape: Rounded shrub
Foliage: Purple-red
Fall Color: Reddish
Flower: Very light pink, fragrant

This extremely hardy large shrub is very fragrant in bloom. Cistena holds its purple color all through the summer.

Prunus cerasifera 'Cripoizam'

Crimson Pointe™ Plum




Zone: 4
Height: 25'
Spread: 10'
Shape: Columnar to narrow oval
Foliage: Purple red to purple bronze
Fall Color: Reddish
Flower: Pink buds, white flowers
Fruit: Purple, 1"

Pink buds open to white flowers that contrast nicely with the emerging purple foliage. This columnar selection develops a narrowly oval mature canopy. A strong central leader and a fast growth rate make it easy to produce in the nursery.

Prunus cerasifera 'Krauter Vesuvius'

Krauter Vesuvius Plum



Zone: 5
Height: 20'
Spread: 15'
Shape: Upright
Foliage: Dark purple
Flower: Light pink

Similar to Thundercloud in appearance, but a little smaller and more upright. Due to its tolerance of hot dry weather, it seems to be the best flowering plum for southern climates.

Prunus 'Frankthrees'

Mt. St. Helens® Plum



Zone: 4
Height: 20'
Spread: 20'
Shape: Upright spreading, rounded
Foliage: Purple
Flower: Light pink

Dark purple leaves emerge earlier in the spring and hold their rich color longer into summer than other cultivars. A sport of Newport, this cultivar grows faster and develops a dense head supported by a stronger, sturdier trunk. This very hardy ornamental plum performs well where climates are extreme.



Mt. St. Helens® Plum

Prunus 'Newport'

Newport Plum




Zone: 3
Height: 20'
Spread: 20'
Shape: Upright spreading, broadly oval to rounded
Foliage: Purple-red
Fall Color: Reddish
Flower: Light pink

This hardy and widely used plum is quite adaptable and performs well in tough climates.

Prunus cerasifera 'Thundercloud'

Thundercloud Plum




Zone: 5
Height: 20'
Spread: 20'
Shape: Upright spreading, dense, rounded
Foliage: Dark purple
Flower: Light pink

One of the best purple-leaved plums, it retains deep purple foliage color through the growing season. It has maintained steady popularity since its introduction in 1937.


Pyrus

Flowering Pear

Pyrus calleryana 'Aristocrat'
Aristocrat® Pear


Zone: 4b
Height: 40'
Spread: 28'
Shape: Pyramidal, with open, spreading branches
Foliage: Narrow, dark green, glossy
Fall Color: Deep red
Flower: White

An outstanding pear selection with an unusual growth habit, Aristocrat® has an open, informal appearance. Branch angles are wider than other pears, thus more resistant to storm damage. Highly rated by the Ohio Shade Tree Evaluation Project.

Pyrus calleryana 'Autumn Blaze'
Autumn Blaze Pear


Zone: 4
Height: 30'
Spread: 25'
Shape: Rounded
Foliage: Glossy green
Fall Color: Bright red
Flower: White

Rounded shape with spreading branches. Foliage emerges with a red tint and matures to glossy green. Best cold hardiness of the Callery pears, and the earliest to develop fall color.

Pyrus calleryana 'Capital'
Capital Pear

Zone: 5
Height: 35'
Spread: 12'
Shape: Columnar
Foliage: Medium green, glossy
Fall Color: Reddish-purple
Flower: White, in clusters

Columnar form introduced by U.S. National Arboretum. It has especially glossy summer foliage.

Pyrus calleryana 'Glen's Form'
Chanticleer® Pear

Zone: 4
Height: 40'
Spread: 15'
Shape: Upright, narrowly pyramidal
Foliage: Green, glossy
Fall Color: Reddish
Flower: White, in clusters


DISEASE RESISTANCE: Fireblight

A densely growing, narrow selection suitable for street plantings. It is resistant to fireblight and much less susceptible to wind breakage than Bradford.

© J. Frank Schmidt & Son Co.




Jack® Pear

Pyrus calleryana 'Jaczam'
Jack® Pear


Zone: 4
Height: 16'
Spread: 10'
Shape: Compact upright oval
Foliage: Dark green
Fall Color: Yellow
Flower: White

Tight and upright in form, this cultivar is ideal for narrow streets and planting beneath utility wires. Its dwarf growth rate results in a cultivar that matures at less than half the size typical of the species. Its density and upright habit give the unusual combination of a formal appearance in a low maintenance tree.

Pyrus 'NCPX1'
Javelin™ Pear

Zone: 5
Height: 35'
Spread: 10'
Shape: Fastigiate, tightly columnar
Foliage: Purple to bronze green
Fall Color: Purple to maroon
Flower: Pink buds open to white flowers

The tightest and most columnar pear we have seen, it stays narrow as it matures. Unique foliage leaves out purple, and matures to bronze green in the heat of summer. Developed at North Carolina State University, this fireblight resistant pear is a great addition as a landscape exclamation point or for use on narrow streets.

Pyrus fauriei 'Westwood'
Korean Sun™ Pear

Zone: 4
Height: 12'
Spread: 15'
Shape: Compact, rounded
Foliage: Medium green, fine textured
Fall Color: Red to purple red
Flower: White

Excellent fall color and compact size are key attributes of this selection. Although definitely a dwarf, this cultivar grows faster with better nursery characteristics than the parent species. Much harder than *P. calleryana*, it also has a smaller, more rounded and shrub-like head.



Chanticleer® Pear



Javelin™ Pear



New Bradford® Pear




Redspire Pear



Trinity Pear


Pyrus calleryana 'Holmford'
New Bradford® Pear



Zone: 5
Height: 35'
Spread: 30'
Shape: Broadly oval to rounded
Foliage: Green, glossy
Fall Color: Yellow to orange-red
Flower: White

This cultivar is similar in appearance to the well known Bradford, but it seems to be less susceptible to storm damage.

Pyrus ussuriensis 'MorDak'
Prairie Gem® Pear




Zone: 3
Height: 25'
Spread: 25'
Shape: Rounded
Foliage: Dark green
Fall Color: Yellow
Flower: White

DISEASE RESISTANCE: Fireblight

This is the hardiest ornamental pear cultivar we know of, having been developed at North Dakota State University. Upright and oval when young, it becomes rounded with age.


Pyrus calleryana 'Redspire'
Redspire Pear



Zone: 5
Height: 35'
Spread: 25'
Shape: Pyramidal, dense and symmetrical
Foliage: Medium green, glossy
Fall Color: Yellow to red
Flower: Abundant, white

A symmetrical shape and tight branching habit gives this tree a formal appearance. A good improvement over Bradford, as it stays smaller and narrower.

Pyrus 'Silver Ball'
Silver Ball™ Pear




Zone: 4
Height: 12'
Spread: 12'
Shape: Compact, rounded dwarf
Foliage: Silver-gray
Fall Color: Yellow-orange
Flower: Small, white

DISEASE RESISTANCE: Fireblight

This compact dwarf pear features tiny silvery green leaves that give it a fine textured appearance. An introduction by Harold Pellett and the Landscape Plant Development Center, it's the most dwarf pear we grow and has shown strong fireblight resistance.

Pyrus calleryana 'Trinity'
Trinity Pear




Zone: 5
Height: 30'
Spread: 25'
Shape: Broadly oval to round
Foliage: Glossy green
Fall Color: Orange-red
Flower: White

This is a slightly smaller growing pear with a tight, rounded form.

Quercus

Oak


Quercus acutissima
Sawtooth Oak



Zone: 5
Height: 40'
Spread: 40'
Shape: Rounded
Foliage: Dark green, glossy
Fall Color: Yellow

A fast growing, spreading oak well adapted to the summer heat of the South. It has outstanding summer foliage. Very glossy and sharply serrated leaves give it a clean, crisp appearance.

Quercus alba
White Oak



Zone: 4
Height: 45'
Spread: 45'
Shape: Rounded
Foliage: Medium green, fine textured
Fall Color: Red to reddish purple

One of the mightiest of the noble oaks, White Oak is claimed by several states as their official tree. Reputed to be slow-growing, well-grown nursery plants grow fairly quickly once established. Unlike English Oak, this native of Eastern North America is resistant to powdery mildew.


White Oak





Swamp White Oak


Quercus bicolor 'Bonnie and Mike'
Beacon® Oak



Zone: 4
Height: 40'
Spread: 15'
Shape: Narrowly columnar
Foliage: Green
Fall Color: Yellow

Tightly columnar and urban adaptable, this oak was discovered by famed plantsman Dr. Michael Dirr. The stout upright branching structure and dense green foliage makes this an ideal street tree and provide a strong visual statement. Nice yellow fall color.

Quercus × bimundorum 'Midwest'
Prairie Stature™ Oak



Zone: 3
Height: 50'
Spread: 40'
Shape: Broadly pyramidal
Foliage: Dark green
Fall Color: Yellow-orange to red

A hybrid of English and white oak, this tree has proven very cold hardy in North Dakota State University trials. Dark green foliage shows mildew resistance and can change to a good red coloration in autumn.



American Dream® Oak




Beacon® Oak

Scarlet Oak




Quercus bicolor
Swamp White Oak



Zone: 4
Height: 45'
Spread: 45'
Shape: Rounded, open with wavy margins
Foliage: Green with wavy margins
Fall Color: Yellow brown to reddish

A beautiful native tree with lustrous, heavy textured green leaves with wavy margins. Adaptability to wet, poorly drained soils and tolerance of drought make it a fine choice for urban settings.

Quercus bicolor 'JFS-KW12' PP 23632
American Dream® Oak




Zone: 4
Height: 50'
Spread: 40'
Shape: Broadly pyramidal
Foliage: Bright green, glossy
Fall Color: Yellow

Vigorous growing and broadly pyramidal with excellent density, this tree shines with bright green, glossy foliage. Selected for strong resistance to anthracnose and powdery mildew, the broad, handsome leaves turn yellow and then tawny brown as they hold into early winter.

© J. Frank Schmidt & Son Co.

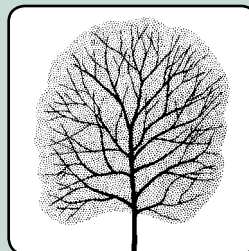
Quercus buckleyi
Texas Red Oak



Zone: 6
Height: 40'
Spread: 40'
Shape: Broadly rounded
Foliage: Green, glossy
Fall Color: Orange-red to red

Native to Texas and Oklahoma, this is a moderate sized, drought tolerant oak. It spreads to form a broadly rounded crown and colors brightly in the fall.

Quercus coccinea
Scarlet Oak



Zone: 4
Height: 50'
Spread: 40'
Shape: Upright spreading, open, broadly oval
Foliage: Dark green, glossy
Fall Color: Red

Scarlet Oak generally displays the finest fall color of the genus. Autumn brings deep, brilliant shades of red. Low maintenance and tolerant of dry soils and drought.



Forest Green® Oak




Heritage® Oak

Northern Pin Oak



Quercus ellipsoidalis

Northern Pin Oak




Zone: 4
Height: 55'
Spread: 40'
Shape: Broadly pyramidal to oval
Foliage: Green
Fall Color: Red

Closely related to Pin Oak, this tree shares many positive attributes and is also more tolerant of dry and alkaline soils. Also known as Hill's Oak, its native range is the northern midwest, but it can be used more widely.

Quercus frainetto 'Schmidt'

Forest Green® Oak




Zone: 5b
Height: 50'
Spread: 30'
Shape: Upright, oval
Foliage: Deep green, very glossy, rounded lobes
Fall Color: Yellow to brown

This is an upright growing, vigorous oak with a strong central leader. Drought resistant and adaptable, its glossy deep green foliage and strong symmetrical shape make it one of the best looking trees of summer.

Quercus gambelii

Gambel Oak




Zone: 5
Height: 25'
Spread: 25'
Shape: Rounded
Foliage: Dark green
Fall Color: Yellow orange to orange red

Native to the dry, mountainous interior West, from Utah and Colorado to the Mexican border. Drought tolerant and hardy, it is an ideal tree for low maintenance landscapes in its native range.

Quercus imbricaria

Shingle Oak




Zone: 5
Height: 50'
Spread: 40'
Shape: Broadly oval
Foliage: Dark green, glossy
Fall Color: Yellowish to rusty red

Native to the midwest and well adapted to conditions there, including calcareous soils. A large shade tree with beautiful summer foliage.

Quercus x macdanielii 'Clemons' PP 11431

Heritage® Oak




Zone: 4
Height: 50'
Spread: 40'
Shape: Broadly pyramidal to oval
Foliage: Dark green, glossy
Fall Color: Yellow

Handsome dark green foliage, a broadly pyramidal form, and mildew resistance combine to make this an excellent street tree. An English x bur oak hybrid, it has better cold tolerance than English oak.

Quercus macrocarpa

Bur Oak




Zone: 3
Height: 55'
Spread: 45'
Shape: Broadly oval, irregular and open
Foliage: Dark green
Fall Color: Yellow to yellow brown

A large and impressive native tree, with a thick trunk and stout branches. Does well in alkaline soils.

Quercus macrocarpa 'JFS-KW14'

Cobblestone® Oak



Zone: 3
Height: 55'
Spread: 45'
Shape: Broadly oval
Foliage: Dark green
Fall Color: Yellow

A traditional form of bur oak with the corkiest bark we have observed in the nursery. With bur oak's rugged form and unusually corky branches, it has an "ancient tree" look at a young age. The handsome foliage is dark green and the tree was selected for mildew and anthracnose resistance.

Cobblestone® Oak






Urban Pinnacle® Oak acorns (above) are much smaller than typical Bur Oak acorns (below)

Quercus macrocarpa 'JFS-KW3' PP 22815

Urban Pinnacle® Oak




Zone: 3
Height: 55'
Spread: 25'
Shape: Narrow, pyramidal to oval
Foliage: Dark green, glossy
Fall Color: Yellow
Fruit: Small acorn

Narrow and upright with a strong central leader, this cultivar also features attractive glossy foliage and resistance to both mildew and anthracnose. Acorns of about ½" diameter are extremely small for a bur oak, making it a more suitable tree for landscape and street tree use.

Quercus muehlenbergii

Chinkapin Oak

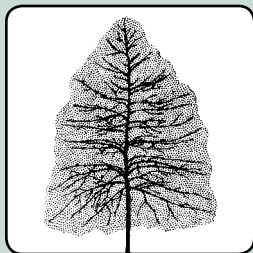


Zone: 5
Height: 45'
Spread: 45'
Shape: Rounded, open
Foliage: Lustrous dark green
Fall Color: Yellow to yellow brown

A durable and adaptable oak with handsome glossy foliage. This native of the Northeast and Midwest has a reputation for performing well in alkaline soil.

Quercus palustris

Pin Oak




Zone: 4
Height: 55'
Spread: 40'
Shape: Pyramidal with slender horizontal branches
Foliage: Green
Fall Color: Rusty orange to red

Pin Oak is a tree with a very distinctive growth habit. The strong central leader is maintained to the top. Branches are long, slender and horizontally layered, giving this large tree an elegant appearance.

© J. Frank Schmidt & Son Co.

Quercus palustris 'Pringreen' PP 9093

Green Pillar® Oak




Zone: 4
Height: 50'
Spread: 15'
Shape: Narrowly columnar
Foliage: Dark green
Fall Color: Deep red

Fastigate branching habit and a very dense, columnar shape make this tree ideal for narrow street plantings. Dark green foliage is moderately glossy and turns deep red in the fall.

Quercus phellos

Willow Oak




Zone: 6
Height: 50'
Spread: 35'
Shape: Pyramidal when young, becoming rounded
Foliage: Medium green, narrow
Fall Color: Yellow to yellow-brown
Fruit: Small acorns

A fast growing oak with unique, slender, "willow-like" leaves. This is a popular and commonly planted shade tree. Widely used as a street and boulevard tree, as well as a shade tree for parks, golf courses, commercial sites and open spaces. Fast growing and one of the easier oaks to transplant due to its fibrous root system.

Quercus robur

English Oak




Zone: 5
Height: 50'
Spread: 40'
Shape: Broad, rounded, open headed crown
Foliage: Deep green
Fall Color: Yellow-brown

A big sturdy tree, its size gives it character. It is quite adaptable to various soils and climates.

Quercus robur × *Q. alba* 'Crimschmidt' PP 9103

Crimson Spire™ Oak



Zone: 4
Height: 45'
Spread: 15'
Shape: Columnar, tightly fastigate
Foliage: Dark green to bluish-green
Fall Color: Rusty red

This columnar selection originated as a hybrid of *Q. robur* and *Q. alba*. White oak parentage provides dark green, mildew resistant foliage and reddish fall color. Fastigate growth habit is inherited from the English oak side.

Crimson Spire™ Oak

Quercus robur × *Quercus alba* 'Crimschmidt'



Tightly columnar in form, this rugged, adaptable, cold hardy tree sports dark green, heat and drought tolerant leaves that turn rusty to dark red in autumn.

www.crimsonspire.com

SKINNY GENES[®] OAK

Quercus robur x *alba* 'JFS-KW2QX' P.A.F.




Skinny jeans turn heads in the fashion world, just as this slender spire of bold-textured, dark green glossy leaves will catch admiring looks in your landscape.

www.SkinnyGenesOak.com

Quercus robur x *alba* 'Tabor' PP 21382

Forest Knight[®] Oak




Zone: 4
Height: 50'
Spread: 40'
Shape: Broadly oval
Foliage: Dark green, glossy
Fall Color: Orange-red

Sturdy, symmetrical, and broadly oval, this cultivar develops into an excellent street tree. Good form and strong branching combine with mildew resistant foliage and orange-red fall color.

Quercus robur x *alba* 'JFS-KW2QX' P.A.F.

Skinny Genes[®] Oak




Zone: 4
Height: 45'
Spread: 10'
Shape: Columnar, tightly fastigate
Foliage: Dark green, glossy
Fall Color: Yellow to tawny yellow

Columnar and fastigate in form, it is the narrowest yet of the English x White Oak hybrids. The glossy, very dark green summer foliage is mildew resistant and gives a clean summer appearance, then turns yellow in autumn. Selected from second-generation seedlings of a sister of Crimson Spire™.

Quercus robur x *alba* 'JFS-KW1QX'

Streetspire[®] Oak




Zone: 4
Height: 45'
Spread: 14'
Shape: Narrow, columnar
Foliage: Dark green
Fall Color: Rusty red

Dark green leaves of this narrowly columnar tree are mildew resistant. Turning red in autumn, they fall to reveal stiffly upright branches. Similar to Crimson Spire™, but does not hold brown foliage through the winter. Wide crotch angles and short upsweeping branches create a storm resistant structure.

Quercus robur x *bicolor* 'Nadler' PP 17604

Kindred Spirit[®] Oak



Zone: 4
Height: 30'
Spread: 6'
Shape: Tightly columnar
Foliage: Medium green
Fall Color: Yellow to yellow-brown


Among the tightest of columnar trees, its growth habit, mildew and drought resistance, and tolerance of urban soils make this hybrid of English and swamp white oak ideal for narrow city streets. A sister seedling of Regal Prince[®], the foliage is less glossy but the form is significantly tighter.



Streetspire[®] Oak

Quercus robur x *bicolor* 'Long' PP 12673

Regal Prince[®] Oak




Zone: 4
Height: 45'
Spread: 18'
Shape: Columnar to narrow oval
Foliage: Glossy, bright green
Fall Color: Yellow

Mildew-resistant summer foliage is glossy, clean and bright green. This adaptable hybrid of English and Swamp White Oak is notable for excellent columnar form.

Quercus robur x 'Asjes'

Rosehill Oak



Zone: 4
Height: 40'
Spread: 20'
Shape: Narrowly oval to fastigate
Foliage: Glossy green
Fall Color: Yellow

Glossy green, mildew-resistant leaves differ from the dull blue-green foliage of *Q. robur*, of which Rosehill[®] Oak appears to be a hybrid. Form is narrowly oval.

Quercus robur 'Pyramich'
Skymaster® Oak



Zone: 5
Height: 50'
Spread: 25'
Shape: Narrow when young, becoming pyramidal
Foliage: Dark green

A very strong central leader, wide crotch angles, and excellent lateral branch development make this fine English Oak selection well suited for use as a street tree. A Schmidt introduction.


Quercus robur 'Fastigiata'
Skyrocket® Oak



Zone: 5
Height: 45'
Spread: 15'
Shape: Narrow, fastigate
Foliage: Dark green
Fall Color: Yellow-brown

Skyrocket® provides a uniformly narrow shape, excellent for street plantings. Since its introduction by Schmidt in 1989, this selection has proven to stay tighter in form than the typical fastigiate English Oak.

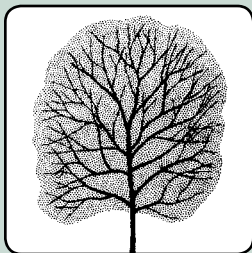
Quercus rubra
Red Oak



Zone: 4
Height: 50'
Spread: 45'
Shape: Rounded
Foliage: Dark green
Fall Color: Red

Red Oak is a large, fast growing, broad headed tree. The large leaves turn from a rich green to deep red in the fall.

Quercus shumardii
Shumard Oak




Zone: 5
Height: 50'
Spread: 40'
Shape: Upright spreading, open, broadly oval
Foliage: Dark green
Fall Color: Red

An excellent substitute for Scarlet Oak in the central and S.E. USA. It thrives in moist, acid bottom land soils where poor drainage creates problems for other trees.

© J. Frank Schmidt & Son Co.

Quercus velutina
Northern Black Oak




Zone: 4
Height: 50'
Spread: 45'
Shape: Oval to rounded
Foliage: Dark green
Fall Color: Rusty red

Very similar in appearance to Red Oak, differences include its ability to thrive on poor and varied soils. Naturally occurring trees are often found on poor sandy sites or heavy clay hillsides. Deeply furrowed bark on mature trees is nearly black.

Robinia

Locust

Robinia pseudoacacia 'Frisia'
Frisia Locust



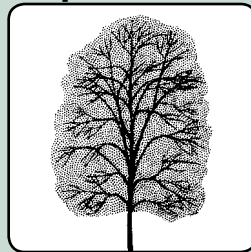
Zone: 4
Height: 40'
Spread: 25'
Shape: Oval with upright arching branches
Foliage: Bright yellow
Fall Color: Golden yellow
Flower: White

A tough, drought tolerant tree with bright yellow summer foliage. Compound leaves have an airy appearance and provide filtered shade.



Frisia Locust

Robinia pseudoacacia 'Purple Robe'
Purple Robe Locust



Zone: 3
Height: 50'
Spread: 32'
Shape: Ascending, outward arching branches, open
Foliage: Purple-tinted new growth ages to bronze-green
Fall Color: Yellowish
Flower: Dark purple
Fruit: Seedless pods

A tough, fast growing tree which is well adapted to hot, dry climates. It is best suited for areas of the West where it provides welcome shade during hot dry summers. Spines are much reduced compared to species.



Northern Black Oak



Regal Prince® Oak


Forest Knight® Oak





Robinia pseudoacacia 'Pyramidalis'

Pyramidal Locust




Zone: 3
Height: 40'
Spread: 15'
Shape: Upright, columnar
Foliage: Medium green
Fall Color: Yellow
Flower: White, in clusters

Tough tree for poor soils. Spineless nature and Lombardy poplar-like shape suggest this tree for narrow sites where choices are limited because of adverse growing conditions.

Robinia pseudoacacia 'Lace Lady' PP 9771

Twisty Baby® Locust



Zone: 4
Height: 20'
Spread: 20'
Shape: Irregularly spreading, contorted
Foliage: Green, twisted
Fall Color: Yellow
Flower: White, in clusters

This is a dwarf, contorted tree of remarkable appearance. Branches twist and turn at every node; even the foliage twists. Its irregular, artistic form is as interesting in winter as in summer.



Twisty Baby® Locust


Scarlet Curls® Willow

Globe Navajo Willow

Salix Willow

Salix matsudana 'Navajo'

Globe Navajo Willow




Zone: 4
Height: 50'
Spread: 50'
Shape: Spreading, round headed
Foliage: Slender, green
Fall Color: Yellow

A very tough and hardy tree that will adapt to a wide range of soil conditions including desert.

Salix alba vitellina

Golden Willow




Zone: 3
Height: 40'
Spread: 30'
Shape: Rounded
Foliage: Very narrow, light green
Fall Color: Yellow
Bark: Bright yellow on new growth

Egg yolk yellow stems of Golden Willow glow brightly in the winter landscape. Prune this fast-growing and adaptable tree regularly to encourage bright-colored new growth.

Salix alba 'Tristis'

Golden Weeping Willow




Zone: 3
Height: 40'
Spread: 60'
Shape: Broadly weeping
Foliage: Light green
Fall Color: Yellow

Golden winter stems and graceful habit belie the tough character of this fast growing, tough and widely adapted weeping tree.

Salix 'Prairie Cascade'

Prairie Cascade Weeping Willow




Zone: 3
Height: 30'
Spread: 40'
Shape: Weeping
Foliage: Dark green, very glossy

Selected by the Morden Research station in Manitoba for cold hardiness. It combines a weeping habit, golden stems, and dark green glossy foliage. It has a more upright form in warm climates.

Salix 'Scarcuzam'

Scarlet Curls® Willow




Zone: 5
Height: 25'
Spread: 20'
Shape: Contorted, rounded
Foliage: Green, twisted
Bark: Bright red in winter, golden with age

A wild mix of winter colors and textures, this multi-stem plant features contorted growth with bright red winter twigs that become golden yellow as they gain diameter.

Sassafras

Sassafras albidum

Sassafras




Zone: 4
Height: 40'
Spread: 30'
Shape: Irregular pyramid
Foliage: Green, lobed
Fall Color: Bright red

This widespread eastern U.S. native is ideal for naturalistic landscaping. Both tree form and leaf shape are variable and interesting. A thicket of Sassafras brings a "woody" feel to the landscape.

Sophora (syn. *Styphnolobium*)

Pagoda Tree


Sophora japonica 'Halka'**Millstone™ Japanese Pagodatree**

Zone: 5
Height: 45'
Spread: 35'
Shape: Broadly oval to round
Foliage: Lustrous dark green
Fall Color: Yellow
Flower: Creamy white, in clusters

Symmetrical and upsweeping branches form a dense rounded crown. Less susceptible to stem canker than the species, its uniform growth habit and distinctive form are additional reasons to choose this cultivar.

Sorbus


Mountain Ash

*Sorbus aucuparia***European Mountain Ash**

Zone: 2
Height: 35'
Spread: 24'
Shape: Upright and oval, becoming rounded
Foliage: Dark green
Fall Color: Rusty orange
Flower: White, in clusters
Fruit: Orange-red


A useful small tree that is particularly beautiful in autumn because of the abundant bright fruit. Schmidt trees are budded with a superior clone insuring uniformity of habit.

Millstone™ Japanese Pagodatree

*Sorbus aucuparia* 'Michred'**Cardinal Royal® Mountain Ash**


Zone: 2
Height: 35'
Spread: 20'
Shape: Upright narrow oval
Foliage: Green
Fall Color: Rust
Flower: White, in clusters
Fruit: Bright red

A vigorous tree with upright branches and a very symmetrical and tidy habit. This tree was selected for its clusters of small brilliant red berries, much more spectacular than the orange of the species. Dark green foliage is silvery beneath.

Sorbus aucuparia 'Rossica'**Rossica Mountain Ash**


Zone: 3
Height: 30'
Spread: 18'
Shape: Upright, oval
Foliage: Dark green
Fall Color: Rusty orange
Flower: White, in clusters
Fruit: Bright red

A sturdy, stiffly upright tree when young, becoming oval as it matures. Very uniform in shape with bright red fruit in clusters.

*Sorbus × hybrida***Oak-leaf Mountain Ash**

Zone: 3
Height: 30'
Spread: 20'
Shape: Upright with ascending branches, oval head
Foliage: Lobed, divided
Fall Color: Rust
Flower: White, in clusters
Fruit: Red, in clusters

Originating as a hybrid in Scandinavia, this Mountain Ash has an unusual leaf similar to English Oak, but divided to the midrib near the leaf base.

Stewartia*Stewartia pseudocamellia***Japanese Stewartia**

Zone: 6
Height: 30'
Spread: 20'
Shape: Pyramidal to oval
Foliage: Medium to dark green
Fall Color: Orange, red, purple
Flower: White, orange anthers

Camellia-like white flowers up to 2½" in diameter appear on this medium sized tree in July and August. Kaleidoscopic fall color includes red, orange and purple tones. Beautiful cream and tan patches are revealed as its trunk exfoliates with age.



Cardinal Royal® Mountain Ash



Japanese Stewartia



Snowcone[®] Snowbell

Styrax japonicus 'JFS-D'



An inverted icy snow cone treat inspired the name of this superior selection of Japanese Snowbell that flowers at an early age and resists winter twig dieback. Its dense, dark green, refined foliage and symmetrical branch structure form a narrow tree of great uniformity that lends a air of formality to landscapes.

www.SnowconeSnowbell.com




Fragrant Fountain Snowbell

Styrax

Snowbell

Styrax japonicus 'Fragrant Fountain' PP 19664

Fragrant Fountain Snowbell




Zone: 5
Height: 8'
Spread: 6'
Shape: Weeping
Foliage: Dark green, fine textured
Fall Color: Yellowish
Flower: Pure white, bell-shaped

A cascade of fragrant blooms and dark green, glossy leaves smother the delicately weeping branches of this small garden-sized tree. It blooms heavily from a young age, and appears more tolerant of temperature extremes than most seedlings of the species. The leader is easily trained to reach a desired height, from which it weeps gracefully.

Styrax japonicus 'Pink Chimes'

Pink Chimes Snowbell



Zone: 5b
Height: 15'
Spread: 15'
Shape: Rounded with spreading branches
Foliage: Dark green
Fall Color: Yellowish
Flower: Pink

Delicate pink bell-shaped flowers cloak this tree as summer begins. Smaller and slower growing than the white flowered cultivars, it has a delicate branch structure that is upright at first, and then spreads horizontally with some branches almost weeping. Outstanding in flower.

Styrax japonicus 'JFS-E'

Snow Charm[®] Snowbell



Zone: 5
Height: 20'
Spread: 20'
Shape: Rounded
Foliage: Dark green
Fall Color: Yellowish
Flower: Pure white, bell shaped

Reliable and easy to grow, this Schmidt introduction selected from a highly variable species assures a rounded form. Like Snowcone[®], it resists twig dieback, but has larger leaves and a broader, more traditional form.

Styrax japonicus 'JFS-D'

Snowcone[®] Snowbell




Zone: 5
Height: 25'
Spread: 20'
Shape: Broadly pyramidal, dense
Foliage: Dark green, fine textured
Fall Color: Yellowish
Flower: Pure white, bell shaped

Fine textured foliage is dense and dark green, combining with symmetrical, upright branches to create a slender tree of great uniformity. It is resistant to twig dieback that is common in seedling grown trees.

Styrax obassia

Fragrant Snowbell



Zone: 5
Height: 25'
Spread: 20'
Shape: Oval
Foliage: Dark green
Fall Color: Yellowish
Flower: White, fragrant, in chains

Loose chains of fragrant pure white flowers decorate the canopy in late spring. Blooming about two weeks earlier than *S. japonicas*, its larger, rounded leaves and upright spreading branches give it a bolder texture and a striking winter silhouette.

Pink Chimes Snowbell





Snow Charm® Snowbell

Syringa

Tree Lilac

Syringa pekinensis 'Zhang Zhiming'
Beijing Gold® Tree Lilac



Zone: 5
Height: 20'
Spread: 20'
Shape: Upright spreading
Foliage: Dark green
Fall Color: Yellowish
Flower: Yellow, in clusters

Sprays of yellow flowers borne in June bring a whole new color spectrum to the world of tree lilacs! This is a vigorous selection with upright spreading, arching branches in a species that matures to a small size.

Syringa pekinensis 'Morton'
China Snow® Tree Lilac



Zone: 5
Height: 20'
Spread: 20'
Shape: Upright spreading
Foliage: Dark green
Fall Color: Yellowish
Flower: Creamy white clusters

Large sprays of cream-white flowers are borne in June by this small ornamental tree. Amber to orange-brown exfoliating bark extends seasonal interest through the winter months.

Syringa pekinensis 'DTR 124' PP 8951
Summer Charm® Tree Lilac




Zone: 3
Height: 20'
Spread: 15'
Shape: Upright, spreading
Foliage: Dark green, glossy
Fall Color: Yellow
Flower: Creamy white panicles

Finer textured and more relaxed in appearance than Japanese Tree Lilac, it features lustrous foliage and abundant flowers.

© J. Frank Schmidt & Son Co.

Syringa reticulata 'Ivory Silk'
Ivory Silk® Japanese Tree Lilac



Zone: 4
Height: 20'
Spread: 15'
Shape: Upright spreading becoming rounded
Foliage: Dark green
Flower: Creamy white panicles

Large plumes of small white flowers smother its branches in early summer.

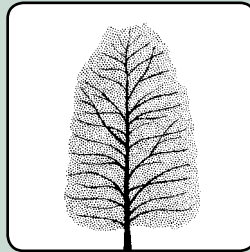


China Snow® Tree Lilac

Taxodium

Bald Cypress


Taxodium distichum
Bald Cypress



Zone: 5
Height: 55'
Spread: 30'
Shape: Pyramidal
Foliage: Medium green, deciduous conifer
Fall Color: Rusty orange

Native to wetlands of the South, bald cypress is also surprisingly tolerant of dry soils and is hardy enough to survive in parts of southern Canada. A deciduous conifer, it has done well in urban street plantings.

Taxodium distichum 'Cascade Falls' PP 12296
Cascade Falls Bald Cypress



Zone: 5
Height: 10'
Spread: 12'
Shape: Weeping
Foliage: Fine textured, green
Fall Color: Rusty orange

As its name implies, soft green foliage cascades from gracefully weeping branches. This deciduous conifer grows to the height to which it is staked, then weeps to the ground.



Beijing Gold® Tree Lilac



Cascade Falls Bald Cypress



Bald Cypress



Green Whisper® Bald Cypress

Taxodium distichum 'JFS-SGPN'

Green Whisper® Bald Cypress




Zone: 5
Height: 55'
Spread: 30'
Shape: Pyramidal
Foliage: Fresh, bright green
Fall Color: Rusty orange

The freshest, softest, brightest green foliage that we have seen in a bald cypress gives this tree an inviting appearance and the appeal of a fluffy green feather pillow. Vigorous growth and upright pyramidal form also make it stand out from seedlings.

Taxodium distichum 'Skyward' PP 22812

Lindsey's Skyward™ Bald Cypress




Zone: 5
Height: 25'
Spread: 10'
Shape: Upright columnar
Foliage: Green, deciduous needles
Fall Color: Rusty orange

The branch habit is remarkably upright, resulting in a deciduous conifer with a completely unique appearance. Unlike all previous bald cypress cultivars, its branches ascend stiffly and tightly to form a symmetrical column.

Taxodium distichum 'Mickelson'

Shawnee Brave® Bald Cypress



Zone: 5
Height: 55'
Spread: 20'
Shape: Narrowly pyramidal
Foliage: Green, deciduous needles
Fall Color: Rusty orange

A deciduous conifer which has proven to be widely adaptable to city conditions, it will grow in standing water or in well drained soils.



Lindsey's Skyward™ Bald Cypress




Shawnee Brave® Bald Cypress

Tilia
 Linden - Less Common Species

Tilia × euchlora

Crimean Linden



Zone: 5
Height: 40'
Spread: 35'
Shape: Broadly pyramidal to oval
Foliage: Glossy medium green
Fall Color: Yellow


Exceptionally nice foliage is glossy medium green. Individual leaves turn bright yellow in the fall, giving the tree a mottled look with contrasting bright green and bright yellow leaves scattered throughout. Golden green twigs add winter interest.



Continental Appeal™ Linden

Tilia × flavescens 'Glenleven'

Glenleven Linden




Zone: 3
Height: 50'
Spread: 30'
Shape: Pyramidal
Foliage: Medium green
Fall Color: Yellowish

Glenleven is very similar to a *Tilia cordata*, but is faster growing and is now recognized as a hybrid. It produces a pyramidal form that matures to a greater height, and is a bit more open and informal than Greenspire®.

Tilia tomentosa 'PNI 6051'

Green Mountain® Linden

Royalty \$.50




Zone: 5
Height: 45'
Spread: 35'
Shape: Broadly pyramidal to oval
Foliage: Dark green with silvery-white undersurface
Fall Color: Yellow

Upright, symmetrical growth habit forming a dense canopy. Wind causes a shimmering effect as it ruffles the dark green leaves to reveal the silvery white undersides.

Tilia tomentosa 'Sterling'

Sterling Linden




Zone: 5
Height: 45'
Spread: 35'
Shape: Broadly pyramidal
Foliage: Leaves green with silver-gray undersurface
Fall Color: Yellow

A vigorous growing tree with a very neat and symmetrical shape. Tomentose leaves make it resistant to Japanese beetle feeding.

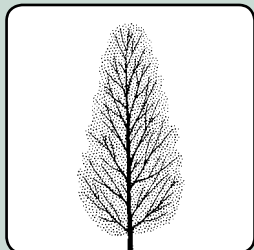
Tilia americana

American Linden

Tilia americana 'McKSentry'**American Sentry® Linden**


Zone: 3
Height: 45'
Spread: 30'
Shape: Pyramidal, symmetrical
Foliage: Medium green
Fall Color: Yellow

This handsome and hardy cultivar of the native American basswood was introduced by McKay Nursery of Wisconsin. It develops a very straight trunk that supports a well-branched, very uniform canopy.

Tilia americana 'Boulevard'**Boulevard Linden**


Zone: 3
Height: 50'
Spread: 25'
Shape: Narrowly pyramidal
Foliage: Medium green
Fall Color: Yellow

Tall and narrow, this selection of the native American Basswood is very hardy and well suited to street plantings.

Tilia americana 'Continental Appeal'**Continental Appeal™ Linden**

Zone: 4
Height: 50'
Spread: 28'
Shape: Narrow oval becoming pyramidal
Foliage: Medium green, white below
Fall Color: Yellowish


Vigorous, upright and easy to grow, this linden comes from stock native to the upper Midwest. Bold white undersides of its large leaves shimmer in the summer sun. It's a good substitute for green ash in areas where emerald ash borer is present.

Tilia americana 'DTR 123'**Legend® Linden**

Zone: 4
Height: 40'
Spread: 30'
Shape: Broadly pyramidal
Foliage: Medium green
Fall Color: Yellow

A strong grower with clean glossy leaves that resist the rust problems of the species. Winter buds and twigs are bright vermilion.

© J. Frank Schmidt & Son Co.


Tilia americana × *euchlora* 'Redmond'**Redmond Linden**

Zone: 3
Height: 35'
Spread: 25'
Shape: Densely pyramidal
Foliage: Light green
Fall Color: Yellowish

Rapid growth and heavy caliper development at a young age give this sturdy cultivar a head start in the nursery and in the landscape. Large leaves give it a coarser textured appearance as it matures to a pyramidal and symmetrical shape.


Tilia cordata

Littleleaf Linden

Tilia cordata 'Corzam'**Corinthian® Linden**


Zone: 3
Height: 45'
Spread: 15'
Shape: Narrowly pyramidal
Foliage: Dark green
Fall Color: Yellow

This is the narrowest of the Linden cultivars. Small, thick, deep green leaves give it a finer textured, more delicate appearance.

Tilia cordata 'Greenspire'**Greenspire® Linden**

Zone: 4
Height: 40'
Spread: 30'
Shape: Pyramidal, symmetrical
Foliage: Dark green
Fall Color: Yellowish

Introduced in 1961, this durable cultivar has become the standard of comparison among the Lindens. It has a strong central leader, very uniform branch arrangement and a symmetrical, pyramidal form.

Tilia cordata × *mongolica* 'Harvest Gold' PP 12232**Harvest Gold Linden**

Zone: 3
Height: 40'
Spread: 30'
Shape: Pyramidal
Foliage: Deep green
Fall Color: Bright golden yellow

Very hardy and faster growing in the nursery than *T. cordata* cultivars, this Linden sports deep green, glossy foliage through the summer months. Its name is inspired by a mantle of bright golden yellow leaves in autumn.



Greenspire® Linden



Corinthian® Linden



Harvest Gold Linden



Legend® Linden



Summer Sprite® Linden




Jefferson Elm



Princeton Elm

Tilia cordata 'Baileyi'
Shamrock® Linden



Zone: 4
Height: 40'
Spread: 30'
Shape: Pyramidal, symmetrical
Foliage: Dark green
Fall Color: Yellowish

A pyramidal form of linden, similar to Greenspire®, but a little faster growing. It branches more uniformly around the trunk at an earlier age.

Tilia cordata 'Halka' PP 10589

Summer Sprite® Linden




Zone: 4
Height: 20'
Spread: 15'
Shape: Semi-dwarf, rounded pyramid
Foliage: Green
Fall Color: Yellow

Perfect for confined city spaces, this natural semi-dwarf develops a dense and compact form with a rounded to upright oval shape and a sheared appearance.

Ulmus americana

American Elm

Ulmus americana 'Jefferson'
Jefferson Elm




Zone: 4
Height: 70'
Spread: 50'
Shape: Vase shaped with arching limbs
Foliage: Dark green
Fall Color: Yellow

DISEASE TOLERANCE: Dutch Elm Disease

Deep green foliage and an upright vase shape characterize this National Arboretum – National Park Service joint introduction. Tested and shown to be Dutch Elm Disease tolerant, the impressive original tree grows on the National Mall in Washington, DC.

Ulmus americana 'New Harmony'
New Harmony Elm




Zone: 4
Height: 70'
Spread: 65'
Shape: Vase shaped with arching limbs
Foliage: Medium green
Fall Color: Yellow

DISEASE TOLERANCE: Dutch Elm Disease

Introduced by the U.S. National Arboretum, this tree features the classic vase shape of the American elm along with a high level of disease tolerance. Vigorous growing and slightly narrower than Valley Forge.

Ulmus americana 'Lewis & Clark'

Prairie Expedition® Elm




Zone: 2b
Height: 55'
Spread: 60'
Shape: Broad, rounded to spreading vase
Foliage: Dark green
Fall Color: Yellow

DISEASE TOLERANCE: Dutch Elm Disease

Extremely cold hardy, this Plains-tough American native descends from a lone survivor of Dutch Elm Disease found near Fargo, ND. Fast growth of the broad spreading, vase shaped canopy delivers quick shade in cold prairies and harsh urban environments.

Ulmus americana 'Princeton'
Princeton Elm



Zone: 4
Height: 65'
Spread: 50'
Shape: Upright vase shaped
Foliage: Dark green
Fall Color: Yellow

DISEASE TOLERANCE: Dutch Elm Disease

Originally selected in 1922 by William Flemer for its dense symmetrical upright form and dark green foliage, it has since proven to be one of the best American Elms for resisting the attack of Dutch Elm Disease.


Own Root American Elm

As disease resistant elm cultivars become more available in the nursery trade, be sure yours are grown on their own roots or on disease resistant rootstocks! Asian hybrids will retain their disease resistance whether propagated "own root," or budded or grafted onto *U. pumila* or *U. parvifolia* rootstocks. Because American elm cultivars are not compatible with these rootstocks, they are sometimes budded or grafted onto American elm rootstock, an unacceptable practice that negates their disease resistance. "Own root" propagation is the only proven way to propagate disease resistant American elms, and the method we use to assure you of healthy trees.

Valley Forge Elm



Ulmus americana 'Valley Forge'
Valley Forge Elm



Zone: 4
Height: 70'
Spread: 70'
Shape: Broad vase shaped with arching limbs
Foliage: Medium green
Fall Color: Yellow


DISEASE TOLERANCE: Dutch Elm Disease

This National Arboretum introduction has tested best for Dutch Elm Disease tolerance, bringing hope for the return of the American elm. Fast growing but a little wild in the nursery, it matures to form a stately vase shaped crown.

Ulmus

Elm - Less Common Cultivars and Hybrids

Ulmus japonica × *wilsoniana* 'Morton'
Accolade® Elm



Zone: 4
Height: 70'
Spread: 60'
Shape: Vase shaped with arching limbs
Foliage: Glossy, dark green
Fall Color: Yellow

INSECT RESISTANCE: elm leaf beetle


DISEASE TOLERANCE:

Dutch Elm Disease and phloem necrosis

Arching limbs and a graceful vase shape characterize this outstanding hybrid elm selected and tested at Morton Arboretum. Glossy dark green foliage changes to yellow in the fall and is resistant to elm leaf beetle feeding. Growth habit gives good form in the nursery and an ultimate form like the American Elm.

Ulmus 'Morton Stalwart'

Commendation™ Elm



Zone: 5
Height: 60'
Spread: 50'
Shape: Upright oval
Foliage: Dark green
Fall Color: Yellow

DISEASE TOLERANCE:


Dutch Elm Disease and phloem necrosis

An oval canopy with good foliage quality is formed by upright spreading and symmetrical branches. Fast growing but not wild, it is easier to maintain good form in the nursery than is the case with most elm cultivars. This is a complex hybrid of parent species *Ulmus wilsoniana*, *U. pumila* and *U. carpinifolia*.

© J. Frank Schmidt & Son Co.

Ulmus propinqua 'JFS-Bieberich'

Emerald Sunshine® Elm



Zone: 5
Height: 35'
Spread: 25'
Shape: Vase shaped
Foliage: Deep green
Fall Color: Yellow

INSECT RESISTANCE: elm leaf beetle


DISEASE TOLERANCE:

Dutch Elm Disease and phloem necrosis

Grown from seed collected in China, this sturdy, upright-growing elm was selected for superior performance on the hot, arid, windswept plains of western Oklahoma. Handsome, deeply corrugated leaves emerge coppery-bronze and mature to glossy green. Insect resistant and tolerant of heat and drought, it is a fast-growing, tough and adaptable shade tree.

Ulmus 'Frontier'

Frontier Elm



Zone: 5
Height: 40'
Spread: 30'
Shape: Vase shaped to oval
Foliage: Glossy green
Fall Color: Burgundy

DISEASE TOLERANCE:

Dutch Elm Disease and phloem necrosis


'Frontier' features beautiful reddish-purple to burgundy fall color which is particularly long lasting. A U.S. National Arboretum introduction, it is a hybrid of *U. carpinifolia* and *U. parvifolia*.



Frontier Elm

Ulmus 'Homestead'

Homestead Elm



Zone: 5
Height: 55'
Spread: 35'
Shape: Upright arching, narrow oval
Foliage: Dark green
Fall Color: Yellow

DISEASE TOLERANCE:

Dutch Elm Disease and phloem necrosis

This fast growing hybrid Elm was developed by the USDA Nursery Crops Lab. A complex hybrid of *U. pumila*, *U. hollandica*, and *U. carpinifolia*, it is close in form to the American Elm.

EMERALD
 SUNSHINE
 ELM

Ulmus propinqua 'JFS-Bieberich'



Deep green, strongly textured leaves of this heat and drought tolerant tree cast cool shade all summer. An easy care tree with superior disease and insect resistance.


www.EmeraldSunshineElm.com



New Horizon Elm

Ulmus japonica × *pumila* 'New Horizon' PP 8684

New Horizon Elm



Zone: 4
Height: 55'
Spread: 40'
Shape: Upright oval, slightly arching
Foliage: Dark green
Fall Color: Yellow


DISEASE TOLERANCE:

Dutch elm disease and phloem necrosis

This cold tolerant hybrid elm was developed in a disease resistance program at the University of Wisconsin. Easy to grow, straight, and symmetrical in the nursery, it becomes a rugged street tree.

Ulmus 'Patriot'

Patriot Elm



Zone: 4
Height: 50'
Spread: 40'
Shape: Stiffly upright, narrow vase shape
Foliage: Dark green
Fall Color: Yellow

DISEASE TOLERANCE:

Dutch Elm Disease and phloem necrosis

This National Arboretum introduction features stiffly ascending branches, resulting in a narrower vase shaped crown than most elm cultivars. A complex hybrid derived from *Ulmus wilsoniana*, *U. pumila*, *U. carpinifolia*, and *U. glabra*, its boldy textured foliage is especially dark green.




Patriot Elm

Triumph™ Elm



Ulmus 'Pioneer'

Pioneer Elm



Zone: 5
Height: 50'
Spread: 50'
Shape: Rounded
Foliage: Dark green
Fall Color: Yellow

DISEASE TOLERANCE:

Dutch Elm Disease and phloem necrosis


Introduced by the USDA Nursery Crops Lab, Pioneer Elm is extremely vigorous and disease resistant. It forms a rounded, spreading crown suitable for parks and campus setting. A hybrid of *U. glabra* × *U. carpinifolia*.



City Sprite® Zelkova

Ulmus wilsoniana 'Prospector'

Prospector Elm



Zone: 4b
Height: 40'
Spread: 30'
Shape: Vase shaped
Foliage: Deep green, glossy
Fall Color: Yellow

INSECT RESISTANCE: elm leaf beetle


DISEASE TOLERANCE:

Dutch Elm Disease and phloem necrosis

This cultivar forms a broadly vase shaped crown at an early age, and provides the form and toughness of the American Elm without its problems. This National Arboretum introduction has proven to be widely adaptable to climatic extremes.

Ulmus 'Morton Glossy'

Triumph™ Elm



Zone: 4
Height: 55'
Spread: 45'
Shape: Upright oval to vase
Foliage: Glossy dark green
Fall Color: Yellow

DISEASE TOLERANCE:

Dutch Elm Disease and phloem necrosis

Remarkably dark green and glossy foliage and a sturdy, symmetrical growth habit distinguish this Morton Arboretum introduction. Hybrid parentage is *Ulmus wilsoniana*, *U. japonica*, and *U. pumila*.

Zelkova

Zelkova serrata 'JFS-KW1' PP 20996

City Sprite® Zelkova




Zone: 5
Height: 24'
Spread: 18'
Shape: Compact oval to vase shape
Foliage: Bright green, fine textured
Fall Color: Yellow

Compact, dense, and semi-dwarf, this is the perfect little tree for tight urban spaces. Summer foliage appears brighter green than typical Zelkova. Short internodes, fine textured foliage, and a self pruning growth habit promise a low maintenance city tree.

Zelkova serrata 'Green Vase'

Green Vase® Zelkova



Zone: 5
Height: 45'
Spread: 30'
Shape: Vase shape, with upright arching branches
Foliage: Green
Fall Color: Orange

A vigorous Zelkova selection, producing a taller, more graceful tree than 'Village Green'. Its finer textured foliage produces dappled shade.

Zelkova serrata 'Halka' PP 5687

Halka Zelkova




Zone: 5
Height: 45'
Spread: 35'
Shape: Upright vase shape
Foliage: Medium green
Fall Color: Yellow to orange

Halka Zelkova has long, gracefully arching branches which make a magnificent canopy. Its form is similar to American Elm. Halka is one of the fastest growing Zelkova cultivars.

Zelkova serrata 'Musashino'

Musashino Columnar Zelkova




Zone: 5
Height: 45'
Spread: 15'
Shape: Very narrow upright vase shape
Foliage: Medium green
Fall Color: Yellow

Ideal for narrow street use, tightly upright branches allow good vehicle and pedestrian clearance beneath the delicate green canopy.

Zelkova serrata 'Village Green'

Village Green™ Zelkova




Zone: 5
Height: 40'
Spread: 40'
Shape: Vase shaped, rounded
Foliage: Deep green
Fall Color: Rusty red

This widely used cultivar is more upright and faster growing than the species. Foliage is very dense, dark green and presents a clean appearance.

Zelkova serrata 'Schmidtlow'

Wireless® Zelkova



Zone: 5
Height: 24'
Spread: 36'
Shape: Broadly spreading vase
Foliage: Medium green
Fall Color: Red

Selected for its low height and broad spreading shape, this cultivar has an ideal shape for street plantings under utility lines. Its red fall color is a surprising bonus feature.



Green Vase® Zelkova

Musashino Columnar Zelkova



Wireless® Zelkova






UTILITREES™

Trees worthy of our UtiliTrees™ designation are those best suited for planting in the restricted zone between street and sidewalk and beneath utility lines. All mature at heights that are unlikely to tangle with overhead lines.

Pedestrian-friendly branching is compact or vase-shaped to allow for pruning without destroying the shape of the tree. Disease and pest resistant, these cultivars are tolerant of varied soils, climates and urban growing conditions, and require minimal maintenance.

Landscape architects, urban foresters, utility company arborists and other tree specifiers are invited to use our TreeLocatorSM service to find these trees in their region, grown to landscape size by our customers.



Variety	H	W
<i>Acer buergerianum</i> , Trident Maple	20'	20'
<i>Acer campestre</i> , Hedge Maple	30'	30'
<i>Acer ginnala</i> 'Flame', Flame Maple	20'	20'
<i>Acer griseum</i> , Paperbark Maple	25'	20'
<i>Acer platanoides</i> 'Globosa', Globe Norway Maple	15'	18'
<i>Acer tataricum</i> , Tatarian Maple	25'	20'
<i>Acer tataricum</i> 'Patdell', Pattern Perfect® Maple	25'	20'
<i>Acer tataricum</i> 'JFS-KW2', Rugged Charm® Maple	28'	15'
<i>Amelanchier x grand.</i> , Autumn Brilliance® Serviceberry	20'	15'
<i>Amelanchier x grand.</i> , Cole's Select Serviceberry	20'	15'
<i>Amelanchier x grand.</i> , Princess Diana Serviceberry	20'	15'
<i>Amelanchier x grand.</i> , Robin Hill Serviceberry	25'	18'
<i>Amelanchier laevis</i> 'JFS-Arb', Spring Flurry® Serviceberry	28'	20'
<i>Amelanchier laevis</i> 'Snowcloud', Snowcloud Serviceberry	28'	20'
<i>Chionanthus retusus</i> 'Tokyo Tower', Tokyo Tower Fringe Tree	20'	10'
<i>Crataegus laevigata</i> 'Crimson Cloud', Crimson Cloud Hawthorn	25'	18'
<i>Crataegus x lavalleyi</i> , Lavalle Hawthorn	28'	20'
<i>Crataegus laevigata</i> 'Paul's Scarlet', Paul's Scarlet Hawthorn	22'	20'
<i>Crataegus x mordenensis</i> 'Snowbird', Snowbird Hawthorn	22'	20'
<i>Crataegus x mordenensis</i> 'Toba', Toba Hawthorn	20'	20'
<i>Crataegus phaenopyrum</i> , Washington Hawthorn	25'	20'
<i>Fraxinus excelsior</i> 'Aureafolia', Golden Desert® Ash	20'	18'
<i>Halesia carolina</i> , Crushed Velvet™ Silverbell	20'	15'
<i>Halesia carolina</i> , Wedding Bells Silverbell	20'	15'
<i>Maackia amurensis</i> , Amur Maackia	25'	20'
<i>Malus</i> 'Adirondack', Adirondack Crabapple	18'	10'
<i>Malus</i> 'Schmidtcutleaf', Golden Raindrops® Crabapple	20'	15'

Variety	H	W
<i>Malus</i> 'Jarmin', Marilee® Crabapple	24'	10'
<i>Malus</i> 'Red Barron', Red Barron Crabapple	18'	8'
<i>Malus</i> 'Jewelcole', Red Jewel™ Crabapple	15'	12'
<i>Parrotia persica</i> 'JLColumnar', Persian Spire™ Parrotia	25'	10'
<i>Parrotia persica</i> 'Inge's Ruby Vase', Ruby Vase® Parrotia	28'	16'
<i>Parrotia persica</i> 'Vanessa', Vanessa Persian Parrotia	28'	14'
<i>Prunus serrulata</i> 'Amanogawa', Amanogawa Cherry	20'	6'
<i>Prunus sargentii</i> 'JFS-KW58', Pink Flair® Cherry	25'	15'
<i>Prunus</i> 'Snow Goose', Snow Goose Cherry	20'	20'
<i>Prunus x hilleri</i> , Spire Cherry	30'	10'
<i>Prunus x cistena</i> 'Schmidtceis', Big Cis® Plum	14'	12'
<i>Prunus cerasifera</i> 'Cripoizam', Crimson Pointe™ Plum	25'	10'
<i>Prunus</i> 'Frankthrees', Mt. St. Helens® Plum	20'	20'
<i>Prunus</i> 'Newport', Newport Plum	20'	20'
<i>Prunus cerasifera</i> 'Thundercloud', Thundercloud Plum	20'	20'
<i>Pyrus calleryana</i> 'Jackzam', Jack® Pear	16'	10'
<i>Styrax japonicus</i> 'JFS-E', Snow Charm® Snowbell	20'	20'
<i>Styrax japonicus</i> 'JFS-D', Snowcone® Snowbell	25'	20'
<i>Syringa pekinensis</i> 'Zhang Zhiming', Beijing Gold® Tree Lilac	20'	20'
<i>Syringa pekinensis</i> 'Morton', China Snow® Tree Lilac	20'	20'
<i>Syringa reticulata</i> 'Ivory Silk', Ivory Silk® Japanese Tree Lilac	20'	15'
<i>Syringa pekinensis</i> 'DTR 124', Summer Charm® Tree Lilac	20'	15'
<i>Taxodium distichum</i> 'Skyward', Lindsey's Skyward™ Bald Cypress	25'	10'
<i>Tilia cordata</i> 'Halka', Summer Sprite® Linden	20'	15'
<i>Zelkova serrata</i> 'JFS-KW1', City Sprite™ Zelkova	24'	18'
<i>Zelkova serrata</i> 'Schmidtlow', Wireless® Zelkova	24'	36'

This icon designates items as UtiliTrees™

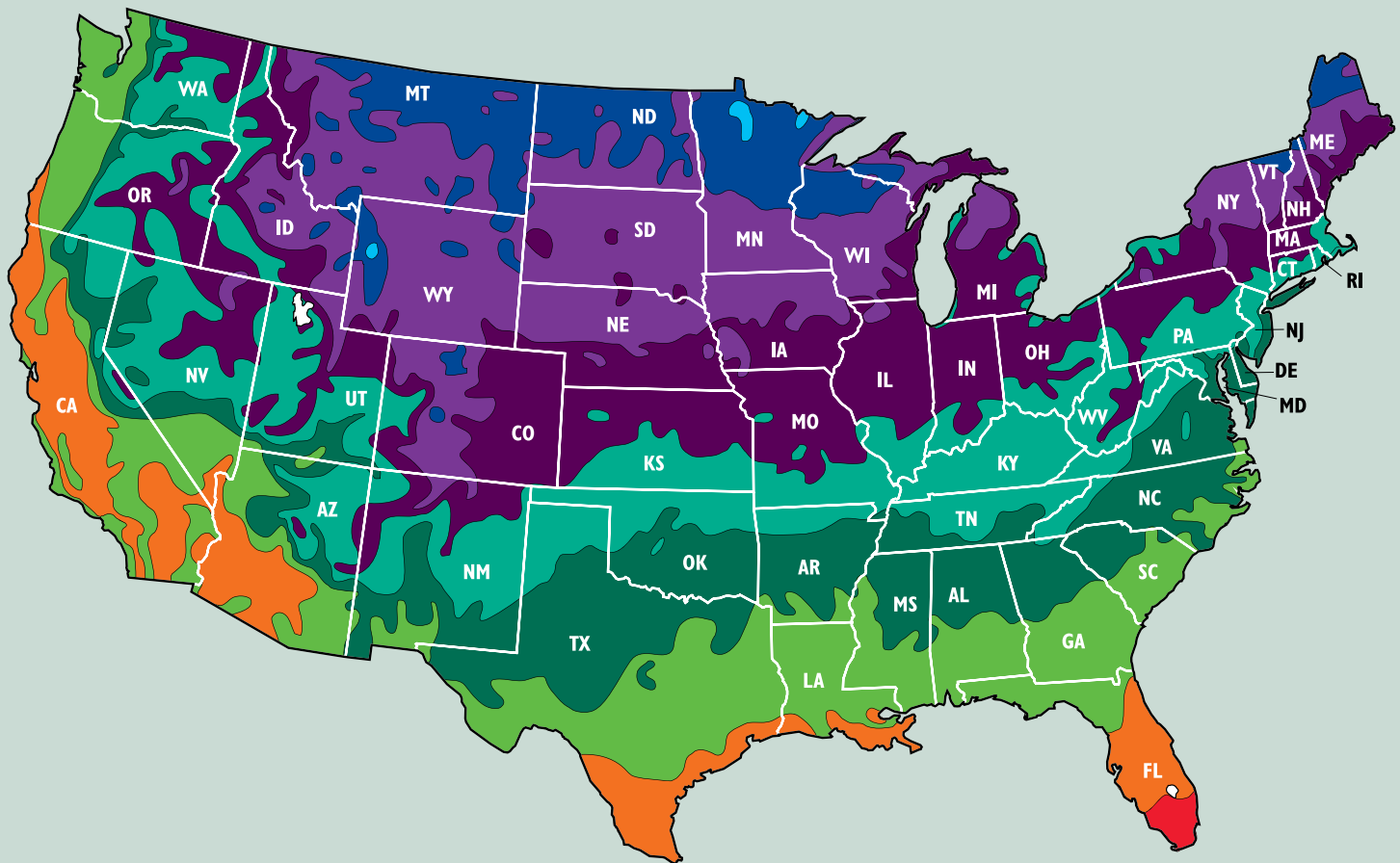


This map follows the USDA cold hardiness system, which is based on average minimum temperatures in each area and gives a guideline for plant adaptability.










Plant material in our catalog is rated with a USDA zone number, which is correct to the best of our knowledge. Zones can be divided further into "a" or "b". When used, "a" refers to the colder half of the zone and "b" to the warmer half.

For example, Zone 4a indicates temperatures of -25° to -30° F. However, we cannot be responsible for hardiness since growing conditions, site selection and unusual winter weather will affect winter survival.

Additional cold hardiness zone information and an interactive GIS-based map, searchable by ZIP Code, may be found at: <http://jfss.co/USDAZone>



Approximate Range of Average Annual Minimum Temperatures for Each Zone

	Zone 2	-50° to -40°		Zone 5	-20° to -10°		Zone 8	10° to 20°
	Zone 3	-40° to -30°		Zone 6	-10° to 0°		Zone 9	20° to 30°
	Zone 4	-30° to -20°		Zone 7	0° to 10°		Zone 10	30° to 40°

<i>Acer</i> (Maple).....4	<i>Cornus</i> (Dogwood).....24	Olive – <i>Elaeagnus</i>29
<i>buergerianum</i> (Trident).....4	<i>Corylus</i> (Turkish Hazel).....27	<i>Ostrya</i> (Hophornbeam).....49
<i>campestre</i> (Hedge).....4	Crabapple – <i>Malus</i>39	<i>Oxydendrum</i> (Sourwood).....49
<i>circinatum</i> (Vine).....4	<i>Crataegus</i> (Hawthorn).....28	Pagodatree – <i>Sophora</i>65
<i>freemanii</i>5	Dawn Redwood – <i>Metasequoia</i>48	<i>Parrotia</i>49
<i>ginnala</i> (Amur).....6	Dogwood – <i>Cornus</i>24	Pear, Flowering – <i>Pyrus</i>57
<i>glabrum</i> (Rocky Mountain).....6	<i>Elaeagnus</i> (Olive).....29	<i>Phellodendron</i> (Cork Tree).....50
<i>grandidentatum</i> (Big Tooth).....6	Elm – <i>Ulmus</i>70	Pine – <i>Pinus</i>50
<i>griseum</i> (Paperbark).....7	<i>Eucommia</i> (Hardy Rubber Tree).....29	<i>Pinus</i> (Pine).....50
<i>japonicum</i> (Full Moon).....7	Falsecypress – <i>Chamaecyparis</i>23	<i>Pistacia</i>51
<i>miyabei</i> (State Street*).....7	<i>Fagus</i> (Beech).....29	Planetree – <i>Platanus</i>51
<i>negundo</i> (Box Elder).....7	<i>Franklinia</i> (Franklin Tree).....30	<i>Platanus</i> (Planetree).....51
<i>nigrum</i> (Black).....7	<i>Fraxinus</i> (Ash).....30	Plum, Purple Leaf – <i>Prunus</i>56
<i>palmatum</i> (Japanese).....7	Fringe Tree – <i>Chionanthus</i>23	Poplar – <i>Populus</i>53
<i>pensylvanicum</i> (Striped).....8	<i>Ginkgo</i>32	<i>Populus</i> (Aspen).....52
<i>platanoides</i> (Norway).....9	<i>Gleditsia</i> (Honeylocust).....32	<i>Populus</i> (Poplar).....53
<i>pseudoplatanus</i> (Sycamore).....10	Goldenchain – <i>Laburnum</i>36	<i>Prunus</i> (Cherry, Japanese).....53
<i>pseudosieboldianum</i> (Korean).....10	Goldenrain Tree – <i>Koelreuteria</i>36	<i>Prunus</i> (Chokecherry).....53
<i>rubrum</i> (Red).....11	<i>Gymnocladus</i> (Kentucky Coffee Tree).....34	<i>Prunus</i> (Plum, Purple Leaf).....56
<i>saccharinum</i> (Silver).....13	Hackberry – <i>Celtis</i>22	<i>Pyrus</i> (Pear, Flowering).....57
<i>saccharum</i> (Sugar).....13	<i>Halesia</i> (Silverbell).....34	<i>Quercus</i> (Oak).....58
<i>tataricum</i> (Tatarian).....16	<i>Hamamelis</i> (Witch Hazel).....35	Redbud – <i>Cercis</i>22
<i>truncatum</i>16	Hardy Rubber Tree – <i>Eucommia</i>29	<i>Robinia</i> (Locust).....63
<i>Aesculus</i> (Buckeye, Horsechestnut).....17	Hawthorn – <i>Crataegus</i>28	<i>Salix</i> (Willow).....64
Alder – <i>Alnus</i>17	<i>Heptacodium</i> (Seven-son Flower).....35	<i>Sassafras</i>64
<i>Alnus</i> (Alder).....17	Honeylocust – <i>Gleditsia</i>32	Serviceberry – <i>Amelanchier</i>17
<i>Amelanchier</i> (Serviceberry).....17	Hophornbeam – <i>Ostrya</i>48	Seven-son Flower – <i>Heptacodium</i>35
Ash – <i>Fraxinus</i>30	Hornbeam – <i>Carpinus</i>20	Siberian Peashrub – <i>Caragana</i>20
Aspen – <i>Populus</i>52	Horsechestnut – <i>Aesculus</i>17	Silverbell – <i>Halesia</i>34
Bald Cypress – <i>Taxodium</i>67	Katsura Tree – <i>Cercidiphyllum</i>22	Snowbell – <i>Styrax</i>66
Beech – <i>Fagus</i>29	Kentucky Coffee Tree – <i>Gymnocladus</i>34	<i>Sophora</i> (Pagodatree).....65
<i>Betula</i> (Birch).....18	<i>Koelreuteria</i> (Goldenrain Tree).....36	<i>Sorbus</i> (Mountain Ash).....65
Birch – <i>Betula</i>18	<i>Laburnum</i> (Goldenchain).....36	Sourwood – <i>Oxydendrum</i>49
Buckeye – <i>Aesculus</i>17	Lilac – <i>Syringa</i>67	<i>Stewartia</i>65
<i>Caragana</i> (Siberian Peashrub).....20	Linden – <i>Tilia</i>62	<i>Styrax</i> (Snowbell).....66
<i>Carpinus</i> (Hornbeam).....20	<i>Liquidambar</i> (Sweetgum).....36	Sweetgum – <i>Liquidambar</i>36
<i>Catalpa</i>21	<i>Liriodendron</i> (Tulip Tree).....37	<i>Syringa</i> (Lilac).....67
Cedar – <i>Cedrus</i>21	Locust – <i>Robinia</i>63	<i>Taxodium</i> (Bald Cypress).....67
<i>Cedrus</i> (Cedar).....21	<i>Maackia</i>38	<i>Tilia</i> (Linden).....68
<i>Celtis</i> (Hackberry).....22	<i>Magnolia</i>38	Tulip Tree – <i>Liriodendron</i>37
<i>Cercidiphyllum</i> (Katsura Tree).....22	<i>Malus</i> (Crabapple).....39	Tupelo – <i>Nyssa</i>48
<i>Cercis</i> (Redbud).....22	Maple – <i>Acer</i>4	Turkish Hazel – <i>Corylus</i>27
<i>Chamaecyparis</i> (Falsecypress).....23	<i>Metasequoia</i> (Dawn Redwood).....48	<i>Ulmus</i> (Elm).....70
Cherry, Japanese – <i>Prunus</i>53	<i>Morus</i> (Mulberry).....48	Willow – <i>Salix</i>64
<i>Chionanthus</i> (Fringe Tree).....23	Mountain Ash – <i>Sorbus</i>65	Witch Hazel – <i>Hamamelis</i>35
Chokecherry – <i>Prunus</i>53	Mulberry – <i>Morus</i>48	Yellowwood – <i>Cladrastis</i>23
<i>Cladrastis</i> (Yellowwood).....23	<i>Nyssa</i> (Tupelo).....48	<i>Zelkova</i>73
Cork Tree – <i>Phellodendron</i>48	Oak – <i>Quercus</i>58	

© 2014 J. Frank Schmidt & Son Co. All Rights Reserved - Printed in the U.S.A

J. Frank Schmidt, Jr. Arboretum

We invite you to see for yourself what sets our nursery apart from the others. We are proud of the wide range of high quality trees we grow, and would like to show them to you. A personalized tour of our fields will help us to serve your plant material needs better than ever.

Remember that the J. Frank Schmidt, Jr. Arboretum is always available for customer use and enjoyment. Established more than 30 years ago, it showcases hundreds of species and cultivars. The show of flower, fruit, foliage and form changes daily throughout the year.

We encourage you to bring your camera and enjoy!





J. FRANK
SCHMIDT
& SON CO.

\$15.00

Above, clockwise from top:

Crimson Sunset® Maple | American Dream® Oak | Skinny Genes® Oak
Redpointe® Maple | JFS headquarters, surrounding farms and Mt. Hood

Front Cover, left to right:

Royal Raindrops® Crabapple | Armstrong Gold™ Maple
Snowcone® Snowbell | Afterburner® Tupelo | Emerald City® Tulip Tree

Location: 9500 SE 327th Ave | **Mailing:** P O Box 189
Boring OR 97009
phone 503-663-4128 | fax 503-663-2121
toll-free 1-800-825-8202 | toll-free fax 1-800-283-7537
www.jfschmidt.com



7 57316 02569 1