

# WHAT IF

award winning planting

Full Sun = ☀      H = Height      E = Evergreen      ❄ Frost Hardy      📖= Additional Tips  
Full Shade = ☁      S = Spread      🌸 = Flowering period given in months



*Achillea filipendula* "Cloth of Gold"

☀   ❄

H: up to 1.2m // S: 0.45m  
🌸 end of July - September



*Achillea* "Moonshine"

☀   ❄

H: up to 0.60-75m // S: 0.45m  
🌸 end of May - September



*Alchemilla erythropoda*

☀ to partial ☁   ❄

H: up to 0.45m // S: up to 0.50m  
🌸 June - September



*Adiantum pedatum* "Imbricatum"

☁ to partial ☀   ❄

H: up to 0.60m // S: up to 0.60m



*Allium* "Eros"

☀   ❄

H: up to 0.35m // S: 0.30m  
🌸 end of May - June



*Ammi visnaga*

☀   ❄

H: up to 1m // S: up to 0.50m  
🌸 end of May - September  
📖 hardy annual



*Anthriscus sylvestris*

☀ partial ☁   ❄

H: 1 - 1.5m // S: 0.5 - 1m  
🌸 April - July



*Anthriscus sylvestris*  
"Ravenswing"

☀ partial ☁   ❄

H: 1 - 1.5m // S: up to 0.50m  
🌸 April - July



*Asphodeline luteja*

☀️ ❄️

H: 1 - 1.5m // S: up to 0.50m

🌸 June - July



*Centaurea cyanus*

☀️ ❄️

H: up to 1.2m // S: up to 0.35m

🌸 mid May - end of August

📝 *annual: sow directly or in crates to transplant later*



*Cistus x purpureus* "Alan Fradd"

☀️ ❄️ E

H: up to 1m // S: up to 1m

🌸 May - end of July




*Echinops bannaticus* "Taplow Blue"

☀️ ❄️

H: up to 1.2m // S: up to 0.90m

🌸 end of June - September

📝 *self-seeds freely // divide larger clumps*



*Euphorbia ceratocarpa*

☀️ ❄️ E

H: 1 - 1.5m // S: 1.5 - 2m

🌸 *all year once established*

📝 *sap may cause irritation // toxic*



*Euphorbia seguieriana* var. *nicciana*

☀️ ❄️

H: up to 0.5m // S: up to 0.5m

🌸 May - October

📝 *sap may cause irritation // toxic*



*Eremurus himalaicus*

☀️ ❄️

H: 1.5-2.5m // S: 1.0 - 1.5m

🌸 late May - late June/early July



*Eremurus x isabellinus* "Cleopatra"

☀️ ❄️

H: 1.5-2.5m // S: 0.5 - 1.0m

🌸 late May - late June/early July



*Geum* "Totally Tangerine"



H: up to 0.90m // S: up to 0.50m

☼ May - August



*Gymnocapum dryopteris* "Plumosum"



H: up to 0.50m // S: up to 0.90m



*Helichrysum* "Amber Cluster"



H: up to 0.40m // S: up to 0.40m

☼ May - August



*Hylotelephium spectabile*



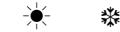
H: up to 0.50m // S: up to 0.50m

☼ August - late September

✂ structural seed heady for winter interest



*Iris germanica* "Mer de Sud"



H: up to 0.80m // S: up to 0.60m

☼ May - June



*Nepeta x frassenii* "Blue Wonder"



H: up to 0.35m // S: up to 0.50m

☼ May - late June

✂ divide regularly



*Nepeta racemosa* "Walkers Low"



H: up to 0.65m // S: up to 0.50m

☼ late May - late September

✂ divide regularly



*Nepeta* "Six Hills Giant"



H: up to 0.90m // S: up to 0.60m

☼ late May - late September

✂ divide regularly





*Orlaya grandiflora*



H: up to 1m // S: up to 0.50m

☼ May to September

🌿 hardy annual



*Salvia officinalis* "Berggarten"



H: up to 0.60m // S: up to 0.50m

☼ July - September



*Salvia nemorosa* "Cardonna"



H: up to 0.50m // S: up to 0.50m

☼ June - October



*Salvia x sylvestris* "Mainacht"



H: up to 0.75m // S: up to 0.50m

☼ June - July



*Rosmarinus officinalis*



H: up to 1.5m // S: up to 1.5m

☼ May - July

🌿 may need winter protection



*Thalictrum rochebruneanum*

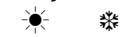


H: up to 1.8m // S: up to 0.90m

☼ July - August



*Thymus x citriodorus*

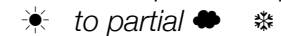


H: up to 0.25m // S: up to 0.30m

☼ end of May - early August



*Trifolium repens* "Purpurascens Quadrifolium"



H: up to 0.40m // S: up to 0.40m

☼ May - September



*Verbascum "Helen Johnson"*

☀️ ❄️ E

H: up to 1m // S: up to 0.60m

❄️ end of May - July

✂️ deadhead to avoid self-seeding or choose seedlings to thin out



*Verbascum "Jackie"*

☀️ ❄️ semi-E

H: up to 0.50m // S: up to 0.50m

❄️ May - July

✂️ deadhead to avoid self-seeding or choose seedlings to thin out

## STRUCTURAL PLANTS



*Pinus mugo "Mhugus"*

☀️ ❄️ E

H: up to 2m // S: up to 1.5m

❄️ May

✂️ prune to keep in size



*Pinus parviflora "Glauca"*

☀️ ❄️ E

H: up to 10m // S: up to 15m

❄️ May

✂️ prune to keep in size



*Pinus sylvestris*

☀️ ❄️ E

H: up to 20m // S: up to 15m

✂️ prune to keep in size



*Osmanthus x burkwoodii*

☀️ to partial ☀️ ❄️ E

H: up to 4m // S: up to 4m

❄️ April - May

✂️ prune to keep in size



*Taxus baccata*

☀️ to ☀️ ❄️ E

H: up to 12m // S: up to 8m

❄️ April - May

✂️ prune to keep in size

## WHAT IF

the showgraben including all plants will be revived shortly in a new version as a permanent space that is allowed to mature into a real garden.

If you have any questions about the plants or planting combinations do not hesitate to contact Sebastian via: [sebastian@sebastianconrad.co.uk](mailto:sebastian@sebastianconrad.co.uk)