

fargro®



To place an order

- Order online at www.fargro.co.uk
- Call our Customer Services 01903 726 100
- Call your Area Sales Manager
- Order via your local Distributor

FARGRO SALES TEAM **NORTH**

Mark I'Anson

National Procurement & Sales Manager
07967 835 675
mark.ianson@fargro.co.uk

Louise Robinson

Northern Sales Manager West
07920 106 673
louise.robinson@fargro.co.uk

Peter Henshaw

Northern Sales Manager East
07769 321 780
peter.henshaw@fargro.co.uk

FARGRO SALES TEAM **EAST ANGLIA**

CAMBRIDGESHIRE, ESSEX, HERTFORDSHIRE,
BEDFORDSHIRE, LONDON, SUFFOLK

Essex office 01206 735 467

Justine Buckley

07920 118 791
justine.buckley@fargro.co.uk

David Buckley

07920 118 790
david.buckley@fargro.co.uk

FARGRO SALES TEAM **SOUTH**

Andrew Garnham

WEST SUSSEX, EAST HAMPSHIRE, ISLE OF WIGHT
07977 521 926
andrew.garnham@fargro.co.uk

Melanie Breillat

SURREY, BERKSHIRE
07769 184 074
melanie.breillat@fargro.co.uk

Lucy Cozens

KENT, EAST SUSSEX
07384 467 840
lucy.cozens@fargro.co.uk

Darren Langley

WEST HAMPSHIRE, DORSET
07769 174 667
darren.langley@fargro.co.uk

Debbie Atkinson

ESSEX, EAST ANGLIA, HERTFORDSHIRE,
CAMBRIDGESHIRE, NORFOLK
07825 964 384
debbie.atkinson@fargro.co.uk

Kieran Daly

Product Development Manager
07584 081 764
kieran.daly@fargro.co.uk



*Visit our
showroom*

Make a private appointment to visit our showroom and experience our products first-hand.

**Open to visitors from 9am – 5pm,
Monday to Friday.**

Icon Key



Items with a barcode



Drill points for drainage



With drainage holes



Removable rubber plug for drainage



National Product Catalogue

We are pleased to present our National Product Catalogue 22-23. This year we have a host of new products for both the grower and retail sectors. Highlights include our bespoke range of galvanised planters, troughs, jugs and vases in contemporary, country, and traditional styles.

We have a new unique range of metal shepherd hooks ideal for hanging bird feeders, planters and lanterns. Our range of novelty cement planters have taken on a new twist with our new wildlife designs taking centre stage.

Our exclusive range of recycled plastic planters have been extended to include new designs and colours in contemporary styles.

We offer a bespoke design and sourcing service to develop exclusive products based on your requirements. To see the full range of stocked lines, new ideas and concepts, please make an appointment to visit our showroom.

With an array of decorative planters and garden décor across all price points to choose from, we know your customers will keep coming back for more.

Mark l'Anson and Kieran Daly.

Fargro believes in responsible sourcing of all its products. Fargro are members of Sedex and have completed a full ethical trading audit. All prices quoted in this catalogue are correct at the time of going to print.

All prices quoted exclude V.A.T. and delivery. Prices may be subject to alterations due to changes in raw material costs, freight rate and exchange rate fluctuations. All prices are subject to a minimum order value. Distributors reserve the right to amend prices accordingly if minimum order values are not reached.

Please visit our website at www.fargro.co.uk for any price changes. Whilst we do our best to provide accurate information regarding measurements and colour descriptions, there may be variation for some of these products due to the manufacturing processes involved. All pack sizes stated are correct at time of going to print although on occasions these may change during the year.





Contents

| | | |
|---|--|--------------------------------------|
| POTS, BASKETS, AND PLANTERS | Balcony Troughs | 6 |
| | Hanging Baskets | 8 |
| | Wrought Iron Baskets | 26 |
| | Wire Baskets and Accessories | 28 |
| | Willow Baskets and Planters | 30 |
| | Metal and Willow Planters | 46 |
| | Novelty Animal Planters | 50 |
| | Banana Leaf, Hyacinth and Rope PVC Baskets | 52 |
| | Tin and Metal Planters | 56 |
| | Wooden Planters | 94 |
| | Ceramic Pots and Planters | 100 |
| Cement Pots and Planters | 110 | |
| GARDEN DECOR | Shepherd Hooks | 126 |
| | Obelisks | 128 |
| | Metal Garden Ornaments | 130 |
| | Cement Garden Ornaments | 134 |
| | Solar Lights | 136 |
| | Metal Garden Sticks | 137 |
| | Rusty Decor | 141 |
| POT LABELS, PICKS AND STICKS | Cement Plant Pot Labels | 144 |
| | Wood Pot Labels and Sticks | 145 |
| | Resin Plant Pot Labels | 148 |
| | Seasonal Labels | 149 |
| | Seasonal Picks | 150 |
| POTS, PLANTERS, CONTAINERS AND TRAYS | Clay Pots and Planters | 152 |
| | Fargro Decorative Planters | 154 |
| | Lamela Decorative Planters | 176 |
| | CTi | 190 |
| | Pasquini & Bini Decorative | 250 |
| | Pasquini & Bini Grower Pots | 251 |
| | Pasquini & Bini Rotational Moulded Pots | 258 |
| | Vipot | 260 |
| | Reusable Grower Trays | 261 |
| | PLANT LABELS, LOOP-LOCK AND STICK IN LABELS | Stick In Labels |
| Loop Lock Labels | | 266 |
| Marker Pens | | 266 |
| Card Holders | | 267 |
| Bamboo Label Sticks | | 267 |
| TRANSPORT AND HANDLING EQUIPMENT | | Danish Trolley and Accessories |
| | Horti Wrap | 271 |
| | Wippon Car | 272 |
| | Couplings | 273 |
| | Multikett Matting System | 274 |
| | Trolley Track | 275 |
| | Hortigrow | 276 |
| | Trolley and Sack Trucks | 277 |
| IRRIGATION | Dramm | 278 |
| | Irrigation Accessories | 280 |
| | Hose Pipes | 281 |
| POLYTHENE FABRICS | Ground Cover | 282 |
| | Mulch Material | 282 |
| | Shading and Windbreak Material | 283 |
| | Fleece Crop Cover | 283 |
| | Perforated Bench Cover | 283 |

Pots
Baskets
Planters

Balcony troughs

All Weather
Hanging Baskets
and Planters

A range of baskets and
planters made from PVC
plastic. High quality and
long lasting.

POTS BASKETS PLANTERS



new



RUSTIC WALL BASKET ROUND BROWN



new



RUSTIC WALL BASKET ROUND GREY



| F/CODE | SIZE " | UNIT | £ |
|---------|--------|------|-------|
| AWBRUSB | 14 | x 16 | 84.00 |

| F/CODE | SIZE " | UNIT | £ |
|---------|--------|------|-------|
| AWBRUSG | 14 | x 16 | 84.00 |

Stockport Balcony Troughs

new



STOCKPORT WALL CONE



| F/CODE | SIZE " | UNIT | £ |
|---------|--------|------|-------|
| AWBSTWC | 14 | x 10 | 60.00 |

new



STOCKPORT HANGING BALCONY TROUGH



| F/CODE | L x W x H CM | UNIT | £ |
|-----------|--------------|------|-------|
| AWBSTBT30 | 30 x 16 x 13 | x 20 | 80.00 |

new



STOCKPORT HANGING BALCONY TROUGH



| F/CODE | L x W x H CM | UNIT | £ |
|-----------|--------------|------|-------|
| AWBSTBT50 | 50 x 18 x 16 | x 10 | 60.00 |

new



STOCKPORT HANGING BALCONY TROUGH



| F/CODE | L x W x H CM | UNIT | £ |
|-----------|--------------|------|-------|
| AWBSTBT60 | 60 x 20 x 16 | x 10 | 80.00 |



new



SEATHWAITE ROUND



| F/CODE | SIZE " | UNIT | £ |
|----------|--------|------|-------|
| AWBSE12R | 12 | x 20 | 68.00 |
| AWBSE14R | 14 | x 20 | 82.00 |

new



SEATHWAITE CONE



| F/CODE | SIZE " | UNIT | £ |
|----------|--------|------|--------|
| AWBSE12C | 12 | x 20 | 82.00 |
| AWBSE14C | 14 | x 20 | 100.00 |



AKITA ROUND



| F/CODE | SIZE " | UNIT | £ |
|----------|--------|------|-------|
| AWBAK12R | 12 | x 20 | 66.00 |
| AWBAK14R | 14 | x 20 | 78.00 |



AKITA CONE



| F/CODE | SIZE " | UNIT | £ |
|----------|--------|------|--------|
| AWBAK12C | 12 | x 20 | 80.00 |
| AWBAK14C | 14 | x 20 | 100.00 |



DEBUNDSCHA CONE



| F/CODE | SIZE " | UNIT | £ |
|----------|--------|------|--------|
| AWBDE12C | 12 | x 20 | 84.00 |
| AWBDE14C | 14 | x 20 | 102.00 |



MAWSYNRAM CONE



| F/CODE | SIZE " | UNIT | £ |
|----------|--------|------|-------|
| AWBMA12C | 12 | x 20 | 82.00 |
| AWBMA14C | 14 | x 20 | 94.00 |



TUTENDO CONE



| F/CODE | SIZE " | UNIT | £ |
|----------|--------|------|-------|
| AWBTU12C | 12 | x 20 | 76.00 |
| AWBTU14C | 14 | x 20 | 96.00 |



DEBUNDSCHA ROUND



| F/CODE | SIZE " | UNIT | £ |
|----------|--------|------|-------|
| AWBDE12R | 12 | x 20 | 65.00 |
| AWBDE14R | 14 | x 20 | 88.00 |



MAWSYNRAM ROUND



| F/CODE | SIZE " | UNIT | £ |
|----------|--------|------|-------|
| AWBMA12R | 12 | x 20 | 76.00 |
| AWBMA14R | 14 | x 20 | 84.00 |



TUTENDO ROUND



| F/CODE | SIZE " | UNIT | £ |
|----------|--------|------|-------|
| AWBTU12R | 12 | x 20 | 66.00 |
| AWBTU14R | 14 | x 20 | 88.00 |



TOYAMA
WALL BASKET ROUND



| F/CODE | SIZE " | UNIT | £ |
|----------|--------|------|-------|
| AWBTO12W | 12 | x 20 | 72.00 |



TOYAMA
WALL BASKET CONE



| F/CODE | SIZE " | UNIT | £ |
|-----------|--------|------|-------|
| AWBTO12WC | 12 | x 20 | 84.00 |



TOYAMA
ROUND



| F/CODE | SIZE " | UNIT | £ |
|----------|--------|------|-------|
| AWBTO12R | 12 | x 20 | 66.00 |
| AWBTO14R | 14 | x 20 | 80.00 |



TOYAMA
CONE



| F/CODE | SIZE " | UNIT | £ |
|----------|--------|------|-------|
| AWBTO12C | 12 | x 20 | 82.00 |
| AWBTO14C | 14 | x 20 | 90.00 |



SAPORO
WALL BASKET ROUND



| F/CODE | SIZE " | UNIT | £ |
|-----------|--------|------|-------|
| AWBSAP12W | 12 | x 20 | 66.00 |



SAPORO
WALL BASKET CONE



| F/CODE | SIZE " | UNIT | £ |
|------------|--------|------|-------|
| AWBSAP12WC | 12 | x 20 | 92.00 |



SAPORO
HANGING BASKET ROUND



| F/CODE | SIZE " | UNIT | £ |
|-----------|--------|------|-------|
| AWBSAP12R | 12 | x 20 | 68.00 |
| AWBSAP14R | 14 | x 20 | 82.00 |



SAPORO
HANGING BASKET CONE



| F/CODE | SIZE " | UNIT | £ |
|-----------|--------|------|-------|
| AWBSAP12C | 12 | x 20 | 84.00 |
| AWBSAP14C | 14 | x 20 | 92.00 |



KUKUI WALL BASKET ROUND 

| F/CODE | SIZE " | UNIT | £ |
|----------|--------|------|-------|
| AWBKU14W | 14 | x 20 | 86.00 |



KUKUI ROUND 

| F/CODE | SIZE " | UNIT | £ |
|----------|--------|------|-------|
| AWBKU12R | 12 | x 20 | 66.00 |
| AWBKU14R | 14 | x 20 | 84.00 |



KUKUI CONE 


| F/CODE | SIZE " | UNIT | £ |
|----------|--------|------|-------|
| AWBKU14C | 14 | x 20 | 94.00 |



EMIE SHAN ROUND WALL 

| F/CODE | SIZE " | UNIT | £ |
|----------|--------|------|-------|
| AWBES12W | 12 | x 20 | 70.00 |
| AWBES14W | 14 | x 20 | 82.00 |



EMIE SHAN ROUND 

| F/CODE | SIZE " | UNIT | £ |
|----------|--------|------|-------|
| AWBES12R | 12 | x 20 | 68.00 |
| AWBES14R | 14 | x 20 | 78.00 |



EMIE SHAN ROUND CONE 

| F/CODE | SIZE " | UNIT | £ |
|----------|--------|------|-------|
| AWBES12C | 12 | x 20 | 74.00 |
| AWBES14C | 14 | x 20 | 90.00 |



CHERRAPUNJI ROUND WALL 

| F/CODE | SIZE " | UNIT | £ |
|----------|--------|------|-------|
| AWBCH12W | 12 | x 20 | 76.00 |
| AWBCH14W | 14 | x 20 | 78.00 |



CHERRAPUNJI ROUND 

| F/CODE | SIZE " | UNIT | £ |
|----------|--------|------|-------|
| AWBCH12R | 12 | x 20 | 69.00 |
| AWBCH14R | 14 | x 20 | 76.00 |



CHERRAPUNJI ROUND CONE 

| F/CODE | SIZE " | UNIT | £ |
|----------|--------|------|-------|
| AWBCH12C | 12 | x 20 | 68.00 |
| AWBCH14C | 14 | x 20 | 86.00 |

Pots
Baskets
Planters

Cone
Hanging Baskets

Decorative



EMMA CONE

| F/CODE | SIZE " | UNIT | £ |
|--------|--------|------|--------|
| WIC529 | 12 | x 20 | 82.00 |
| WIC541 | 14 | x 20 | 100.00 |

CHARLOTTE CONE

| F/CODE | SIZE " | UNIT | £ |
|--------|--------|------|-------|
| WIC526 | 12 | x 20 | 76.00 |
| WIC538 | 14 | x 20 | 88.00 |



OLIVER CONE

| F/CODE | SIZE " | UNIT | £ |
|--------|--------|------|-------|
| WIC533 | 12 | x 20 | 80.00 |
| WIC545 | 14 | x 20 | 82.00 |

LIAM CONE

| F/CODE | SIZE " | UNIT | £ |
|--------|--------|------|-------|
| WIC532 | 12 | x 20 | 78.00 |
| WIC544 | 14 | x 20 | 90.00 |

LOUIS CONE

| F/CODE | SIZE " | UNIT | £ |
|--------|--------|------|-------|
| WICMR | 12 | x 20 | 74.00 |
| WICMS | 14 | x 20 | 96.00 |



HUGO CONE



| F/CODE | SIZE " | UNIT | £ |
|--------|--------|------|-------|
| WIC530 | 12 | x 20 | 76.00 |
| WIC542 | 14 | x 20 | 90.00 |



LUCIA CONE



| F/CODE | SIZE " | UNIT | £ |
|--------|--------|------|-------|
| WIC609 | 12 | x 20 | 78.00 |
| WIC610 | 14 | x 20 | 92.00 |



GREEN ROPE & BIRCH CONE



| F/CODE | SIZE " | UNIT | £ |
|--------|--------|------|-------|
| WICPD | 12 | x 20 | 68.00 |
| WICPE | 14 | x 20 | 80.00 |



DEOLA CONE



| F/CODE | SIZE " | UNIT | £ |
|--------|--------|------|-------|
| WIC612 | 12 | x 20 | 60.00 |
| WIC613 | 14 | x 20 | 72.00 |



GABRIEL CONE



| F/CODE | SIZE " | UNIT | £ |
|--------|--------|------|-------|
| WIC536 | 12 | x 20 | 64.00 |
| WIC548 | 14 | x 20 | 74.00 |



OLIVIA CONE

| F/CODE | SIZE " | UNIT | £ |
|--------|--------|------|-------|
| WIC527 | 12 | x 20 | 72.00 |
| WIC539 | 14 | x 20 | 84.00 |

Value



PLANTATION CONE



| F/CODE | SIZE " | UNIT | £ |
|---------|--------|------|-------|
| WIC2815 | 12 | x 20 | 62.00 |
| WIC2816 | 14 | x 20 | 78.00 |



DIPPED GREY WHITE CONE



| F/CODE | SIZE " | UNIT | £ |
|--------|--------|------|-------|
| WICPW | 12 | x 20 | 62.00 |
| WICPX | 14 | x 20 | 66.00 |



PARKLAND CONE



| F/CODE | SIZE " | UNIT | £ |
|---------|--------|------|-------|
| WIC2827 | 12 | x 20 | 56.00 |
| WIC2828 | 14 | x 20 | 74.00 |

Economy



RED WILLOW RATTAN CONE

| F/CODE | SIZE " | UNIT | £ |
|----------|--------|------|-------|
| WICRW12C | 12 | x 20 | 58.00 |
| WICRW14C | 14 | x 20 | 70.00 |



SUGAR CANE CONE

| F/CODE | SIZE " | UNIT | £ |
|--------|--------|------|-------|
| WICKE | 12 | x 20 | 56.00 |
| WICKF | 14 | x 20 | 70.00 |



SUGAR CANE SQUARE CONE

| F/CODE | SIZE " | UNIT | £ |
|--------|--------|------|-------|
| WICPR | 12 | x 20 | 70.00 |
| WICPS | 14 | x 20 | 78.00 |



BLACK RATTAN CONE

| F/CODE | SIZE " | UNIT | £ |
|--------|--------|------|-------|
| WICBM | 12 | x 20 | 42.00 |
| WICBN | 14 | x 20 | 56.00 |



MOUNTAIN STRAW CONE

| F/CODE | SIZE " | UNIT | £ |
|--------|--------|------|-------|
| WICKI | 12 | x 20 | 56.00 |
| WICKJ | 14 | x 20 | 76.00 |



LOCAL RATTAN CONE

| F/CODE | SIZE " | UNIT | £ |
|--------|--------|------|-------|
| WICKP | 12 | x 20 | 64.00 |
| WICKQ | 14 | x 20 | 82.00 |



LOCAL RATTAN SQUARE CONE

| F/CODE | SIZE " | UNIT | £ |
|--------|--------|------|-------|
| WICPP | 12 | x 20 | 54.00 |
| WICPT | 14 | x 20 | 96.00 |

Display for hanging baskets




Hanging Basket Rack for Danish Trolleys

Display your hanging baskets easily and efficiently with our hanging basket rack to fit a Danish trolley



Simple and effective way to display hanging baskets from your Danish trolley.

Strong and robust to withstand heavy loads.



HANGING BASKET RACK FOR DANISH TROLLEYS

| F/CODE | SIZE L x W CM | £ |
|--------|---------------|--------|
| HGBH | 225 x 87 | 102.42 |

Pots Baskets Planters

Round Hanging Baskets

Decorative



GABRIEL



| F/CODE | SIZE " | UNIT | £ |
|--------|--------|------|-------|
| WIC511 | 12 | x 20 | 60.00 |
| WIC523 | 14 | x 20 | 75.00 |
| WIC617 | 16 | x 20 | 88.00 |



LIAM

| F/CODE | SIZE " | UNIT | £ |
|--------|--------|------|-------|
| WIC501 | 12 | x 20 | 66.00 |
| WIC513 | 14 | x 20 | 78.00 |



CHARLOTTE

| F/CODE | SIZE " | UNIT | £ |
|--------|--------|------|-------|
| WIC508 | 12 | x 20 | 66.00 |
| WIC520 | 14 | x 20 | 72.00 |





LUCIA

| F/CODE | SIZE " | UNIT | £ |
|--------|--------|------|-------|
| WIC510 | 12 | x 20 | 60.00 |
| WIC522 | 14 | x 20 | 72.00 |



OLIVIA

| F/CODE | SIZE " | UNIT | £ |
|--------|--------|------|-------|
| WIC505 | 12 | x 20 | 58.00 |
| WIC517 | 14 | x 20 | 72.00 |
| WIC616 | 16 | x 20 | 98.00 |



OLIVER

| F/CODE | SIZE " | UNIT | £ |
|--------|--------|------|-------|
| WIC506 | 12 | x 20 | 64.00 |
| WIC518 | 14 | x 20 | 78.00 |



HUGO

| F/CODE | SIZE " | UNIT | £ |
|--------|--------|------|-------|
| WIC509 | 12 | x 20 | 62.50 |
| WIC521 | 14 | x 20 | 76.00 |



LOUIS

| F/CODE | SIZE " | UNIT | £ |
|--------|--------|------|-------|
| WICMP | 12 | x 20 | 72.00 |
| WICMQ | 14 | x 20 | 76.00 |



GREEN ROPE & BIRCH

| F/CODE | SIZE " | UNIT | £ |
|--------|--------|------|-------|
| WICPB | 12 | x 20 | 68.00 |
| WICPC | 14 | x 20 | 76.00 |



ROPE AND FERN SKIN

| F/CODE | SIZE " | UNIT | £ |
|--------|--------|------|--------|
| WICHF | 12 | x 20 | 64.00 |
| WICHG | 14 | x 20 | 78.00 |
| WICJM | 16 | x 20 | 110.00 |



EMMA

| F/CODE | SIZE " | UNIT | £ |
|--------|--------|------|-------|
| WIC503 | 12 | x 20 | 68.00 |
| WIC515 | 14 | x 20 | 70.00 |



DEOLA

| F/CODE | SIZE " | UNIT | £ |
|--------|--------|------|-------|
| WIC507 | 12 | x 20 | 50.00 |
| WIC519 | 14 | x 20 | 60.00 |

Value



PLANTATION ROUND



| F/CODE | SIZE " | UNIT | £ |
|---------|--------|------|-------|
| WIC2813 | 12 | x 20 | 58.00 |
| WIC2814 | 14 | x 20 | 70.00 |



DIPPED GREY WHITE ROUND



| F/CODE | SIZE " | UNIT | £ |
|--------|--------|------|-------|
| WICPU | 12 | x 20 | 50.00 |
| WICPV | 14 | x 20 | 66.00 |



PARKLAND ROUND



| F/CODE | SIZE " | UNIT | £ |
|---------|--------|------|-------|
| WIC2825 | 12 | x 20 | 58.00 |
| WIC2826 | 14 | x 20 | 76.00 |

Economy



LONG RATTAN ROUND



| F/CODE | SIZE " | UNIT | £ |
|--------|--------|------|-------|
| WIC524 | 14 | x 20 | 60.00 |



MOUNTAIN STRAW ROUND



| F/CODE | SIZE " | UNIT | £ |
|--------|--------|------|-------|
| WICKG | 12 | x 20 | 56.00 |
| WICKH | 14 | x 20 | 66.00 |



LOCAL RATTAN ROUND



| F/CODE | SIZE " | UNIT | £ |
|--------|--------|------|-------|
| WICKN | 12 | x 20 | 55.00 |
| WICKO | 14 | x 20 | 70.00 |



WICBO



WICBI



RED WILLOW RATTAN ROUND

| F/CODE | SIZE " | UNIT | £ |
|---------|--------------|------|--------|
| WICRW12 | 12 | x 20 | 46.00 |
| WICRW14 | 14 | x 20 | 64.00 |
| WICRW16 | 16 | x 20 | 72.00 |
| WICRW18 | 18 (4 chain) | x 20 | 114.00 |

BLACK RATTAN ROUND

| F/CODE | SIZE " | UNIT | £ |
|--------|--------|------|-------|
| WICBI | 10 | x 20 | 28.00 |
| WICBK | 12 | x 20 | 34.00 |
| WICBL | 14 | x 20 | 50.00 |
| WICBJ | 16 | x 20 | 64.00 |

BLACK RATTAN ROUND 4 CHAIN

| F/CODE | SIZE " | UNIT | £ |
|--------|--------|------|--------|
| WICBO | 18 | x 20 | 132.00 |



SUGAR CANE ROUND

| F/CODE | SIZE " | UNIT | £ |
|--------|--------|------|-------|
| WICKC | 12 | x 20 | 46.00 |
| WICKD | 14 | x 20 | 63.00 |

Shaped



WILLOW DECORATION HEART BASKET WHITE

| F/CODE | SIZE CM | UNIT | £ |
|---------|---------|------|-------|
| PLQ007 | 25 | x 20 | 50.00 |
| PLQ008L | 30 | x 20 | 60.00 |



WILLOW DECORATION HEART BASKET GREY

| F/CODE | SIZE CM | UNIT | £ |
|---------|---------|------|-------|
| PLQ008 | 25 | x 20 | 50.00 |
| PLQ007L | 30 | x 20 | 60.00 |

Pots Baskets Planters

Wall Hanging Baskets



GABRIEL WALL BASKET ROUND

| F/CODE | SIZE " | UNIT | £ |
|--------|--------|------|-------|
| WIC573 | 14 | x 20 | 70.00 |



LUCIA WALL BASKET ROUND 

| F/CODE | SIZE " | UNIT | £ |
|--------|--------|------|-------|
| WIC561 | 12 | x 20 | 66.00 |



OLIVIA WALL BASKET ROUND

| F/CODE | SIZE " | UNIT | £ |
|--------|--------|------|-------|
| WIC554 | 12 | x 20 | 60.00 |



GABRIEL WALL BASKET CONE 

| F/CODE | SIZE " | UNIT | £ |
|--------|--------|------|-------|
| WIC591 | 12 | x 20 | 72.00 |



LUCIA WALL BASKET CONE 

| F/CODE | SIZE " | UNIT | £ |
|--------|--------|------|-------|
| WIC581 | 12 | x 20 | 92.00 |



OLIVIA WALL BASKET CONE 

| F/CODE | SIZE " | UNIT | £ |
|--------|--------|------|-------|
| WIC584 | 12 | x 20 | 78.00 |

POTS BASKETS PLANTERS



EMMA WALL BASKET ROUND

| F/CODE | SIZE " | UNIT | £ |
|--------|--------|------|-------|
| WIC556 | 12 | x 20 | 68.00 |



EMMA WALL BASKET CONE

| F/CODE | SIZE " | UNIT | £ |
|--------|--------|------|-------|
| WIC585 | 12 | x 20 | 94.00 |



WHITEWASHED BARK WALL CONE

| F/CODE | SIZE " | UNIT | £ |
|--------|--------|------|-------|
| WICPJ | 12 | x 20 | 84.00 |



GREEN ROPE & BIRCH WALL CONE

| F/CODE | SIZE " | UNIT | £ |
|--------|--------|------|-------|
| WICPL | 12 | x 20 | 86.00 |



BLACK RATTAN WALL

| F/CODE | SIZE " | UNIT | £ |
|--------|--------|------|-------|
| WICFD | 12 | x 20 | 72.00 |
| WICFE | 14 | x 20 | 80.00 |
| WICFF | 16 | x 20 | 90.00 |



GREEN ROPE CONE WALL BASKET

| F/CODE | SIZE " | UNIT | £ |
|--------|--------|------|--------|
| WICHY | 12 | x 20 | 100.00 |
| WICIM | 16 | x 20 | 125.00 |





ROUND PLANTER WITH EARS

| F/CODE | D x H CM | UNIT | £ |
|---------|----------|------|-------|
| WIC1310 | 25 x 18 | x 20 | 62.00 |



ROUND WALL BASKET

| F/CODE | SIZE " | UNIT | £ |
|---------|--------|------|-------|
| WIC1307 | 13 | x 20 | 78.00 |



ROUND

| F/CODE | SIZE " | UNIT | £ |
|---------|--------|------|-------|
| WIC1301 | 12 | x 20 | 54.00 |
| WIC1302 | 14 | x 20 | 72.00 |



ROUND CONE

| F/CODE | SIZE " | UNIT | £ |
|---------|--------|------|-------|
| WIC1303 | 12 | x 20 | 70.00 |
| WIC1304 | 14 | x 20 | 88.00 |



HORN BASKET

| F/CODE | SIZE " | UNIT | £ |
|---------|--------|------|-------|
| WIC1306 | 10 | x 20 | 60.00 |



TROUGH

| F/CODE | L x W x H CM | UNIT | £ |
|---------|--------------|------|-------|
| WIC1308 | 32 x 17 x 12 | x 20 | 48.00 |
| WIC1309 | 53 x 20 x 16 | x 20 | 80.00 |



SQUARE PLANTER

| F/CODE | L x W x H CM | UNIT | £ |
|---------|--------------|------|-------|
| WIC1311 | 25 x 25 x 25 | x 20 | 55.00 |



OVAL PLANTER

| F/CODE | L x W x H CM | UNIT | £ |
|---------|--------------|------|-------|
| WIC1312 | 33 x 21 x 22 | x 20 | 76.00 |

Heritage



ROUND WALL BASKET

| F/CODE | SIZE " | UNIT | £ |
|---------|--------|------|-------|
| WIC1319 | 13 | x 20 | 82.00 |



OVAL PLANTER

| F/CODE | L x W x H CM | UNIT | £ |
|---------|--------------|------|-------|
| WIC1324 | 33 x 21 x 22 | x 20 | 60.00 |



Heritage



Woodland



ROUND



| F/CODE | SIZE " | UNIT | £ |
|---------|--------|------|-------|
| WIC1313 | 12 | x 20 | 56.00 |
| WIC1314 | 14 | x 20 | 72.00 |



ROUND CONE

| F/CODE | SIZE " | UNIT | £ |
|---------|--------|------|-------|
| WIC1315 | 12 | x 20 | 68.00 |
| WIC1316 | 14 | x 20 | 82.00 |



TROUGH




| F/CODE | L x W x H CM | UNIT | £ |
|---------|--------------|------|-------|
| WIC1320 | 32 x 17 x 12 | x 20 | 60.00 |
| WIC1321 | 53 x 20 x 16 | x 20 | 96.00 |



SQUARE PLANTER



| F/CODE | L x W x H CM | UNIT | £ |
|---------|--------------|------|-------|
| WIC1323 | 25 x 25 x 25 | x 20 | 70.00 |



ROUND PLANTER WITH EARS



| F/CODE | D x H CM | UNIT | £ |
|---------|----------|------|-------|
| WIC1322 | 25 x 18 | x 20 | 60.00 |

Pots
Baskets
Planters

Indoor
Ceramic & Rattan



HANGING CAT



| F/CODE | D x H CM | UNIT | £ |
|--------|----------|------|-------|
| CER227 | 11.5 x 8 | x 32 | 76.00 |



WILLOW MACRAME ROPE BASKET



| F/CODE | SIZE " | UNIT | £ |
|---------|--------|------|--------|
| PL23103 | 8 | x 36 | 120.00 |
| PL23102 | 10 | x 16 | 84.00 |
| PL23101 | 12 | x 12 | 100.00 |

Pots Baskets Planters

Coco Poles & Jute Flower Bags

Coco Poles

Strong and sturdy construction, ideal for supporting all house plants and climbing plants.



COCO POLES

| F/CODE | LENGTH M | UNIT | £ |
|---------|----------|------|-------|
| COCOP06 | 0.6 | x 24 | 38.00 |
| COCOP08 | 0.8 | x 24 | 46.00 |
| COCOP1 | 1 | x 24 | 52.00 |
| COCOP12 | 1.2 | x 24 | 54.00 |
| COCOP15 | 1.5 | x 24 | 62.00 |

Flower Bags Jute

Easy to use flower bags for great value hanging baskets. Simply plant up with plants into the slots and hang from a bracket or hook.

Allows uniformed watering and longer lasting than plastic.



FLOWER BAGS JUTE

| F/CODE | COLOUR | W x H CM | UNIT | £ |
|--------|--------|----------|------|-------|
| FLOW | Green | 24 x 74 | x 60 | 60.00 |

Pots Baskets Planters

Archer Range

A fantastic range of wrought iron baskets and planters from Vietnam. All products include coco liner.



**ARCHER HANGING BASKET
INC LINER**

| F/CODE | SIZE " | UNIT | £ |
|--------|--------|------|-------|
| MTHB14 | 14 | x 5 | 24.00 |
| MTHB16 | 16 | x 5 | 30.00 |



**ARCHER WALL BASKET
INC LINER**

| F/CODE | SIZE " | UNIT | £ |
|--------|--------|------|-------|
| MTWB16 | 16 | x 5 | 26.00 |
| MTWB20 | 20 | x 5 | 45.00 |



**ARCHER WALL TROUGH
INC LINER**

| F/CODE | SIZE " | UNIT | £ |
|---------|--------|------|-------|
| MTTRO24 | 24 | x 5 | 36.00 |
| MTTRO30 | 30 | x 5 | 48.00 |
| MTTRO36 | 36 | x 5 | 54.00 |



ARCHER JARDINERE
24" INC LINER



ARCHER TWO TIER WALL
FOUNTAIN INC LINERS



| F/CODE | HEIGHT CM | £ EACH |
|--------|-----------|--------|
| MTJ24 | 24 | 15.50 |

| F/CODE | HEIGHT CM | £ EACH |
|--------|-----------|--------|
| MT2TWF | 72 | 16.75 |



ARCHER THREE TIER FOUNTAIN
INC LINERS



ARCHER THREE TIER WALL
FOUNTAIN INC LINERS



| F/CODE | HEIGHT CM | £ EACH |
|--------|-----------|--------|
| MT3TF | 110 | 28.00 |

| F/CODE | HEIGHT CM | £ EACH |
|--------|-----------|--------|
| MT3TWF | 110 | 22.00 |

Pots Baskets Planters

Wire Hanging Baskets & Accessories

Fargro wire baskets have an excellent reputation for their strong build and quality finish.

All baskets come complete with a strong 3 or 4 way dog clip chain.



WALL BASKET

| F/CODE | SIZE " | UNIT | £ |
|--------|--------|------|-------|
| BAFW16 | 16 | x 24 | 72.00 |



HEAVY DUTY 4 CHAIN

| F/CODE | SIZE " | UNIT | £ |
|---------|--------|------|-------|
| BAFHD18 | 18 | x 12 | 70.00 |
| BAFHD20 | 20 | x 12 | 84.00 |



**GROWERS BASKET
FLAT BOTTOM**

| F/CODE | SIZE " | UNIT | £ |
|---------|--------|------|-------|
| BAFRM12 | 12 | x 25 | 50.00 |
| BAFRM14 | 14 | x 25 | 60.00 |
| BAFRM16 | 16 | x 25 | 82.00 |



**FLAT BOTTOM
NARROW PLANTING HOLES**

| F/CODE | SIZE " | UNIT | £ |
|----------|--------|------|-------|
| BAFMON12 | 12 | x 24 | 42.00 |
| BAFMON14 | 14 | x 24 | 52.00 |
| BAFMON16 | 16 | x 24 | 62.00 |



ROUND BOTTOM

| F/CODE | SIZE " | UNIT | £ |
|--------|--------------|------|-------|
| BAFR12 | 12 | x 24 | 44.00 |
| BAFR14 | 14 | x 24 | 56.00 |
| BAFR16 | 16 | x 24 | 72.00 |
| BAFR18 | 18 (4 chain) | x 24 | 78.00 |



MEDIUM WEIGHT 4 CHAIN

| F/CODE | SIZE " | UNIT | £ |
|--------|--------|------|-------|
| BAFM12 | 12 | x 12 | 33.00 |
| BAFM14 | 14 | x 12 | 40.00 |
| BAFM16 | 16 | x 12 | 46.00 |
| BAFM18 | 18 | x 12 | 64.00 |

Accessories



BASKET CHAINS

| F/CODE | SIZE " | UNIT | £ |
|-----------|------------------|------|-------|
| BAFC14 | 14 (3 strand) | x 50 | 32.50 |
| BAFC18 | 18 (3 strand) | x 50 | 42.69 |
| BAFC184 | 18 (4 strand) | x 50 | 46.58 |
| BAFC18HD4 | 18 (HD 4 strand) | x 50 | 55.00 |
| BAFC20HD4 | 20 (HD 4 strand) | x 25 | 45.28 |



BASKET BRACKETS

| F/CODE | SIZE " | UNIT | £ |
|--------|--------|------|-------|
| BAB12 | 12 | x 24 | 48.00 |
| BAB14 | 14 | x 24 | 60.00 |
| BAB16 | 16 | x 24 | 72.00 |
| BAB20 | 20 | x 6 | 36.00 |

Now includes fixing screws



S HOOKS

| F/CODE | SIZE " | UNIT | £ |
|--------|--------|------|------|
| SHOOK6 | 6 | x 10 | 2.59 |
| SHOOK8 | 8 | x 10 | 3.62 |

* HD: Heavy Duty



new

METAL HANGING BASKET DELUXE WITH COCO LINER



| F/CODE | SIZE " | UNIT | £ |
|---------|--------|------|--------|
| MTHB12D | 12 | x 24 | 60.00 |
| MTHB14D | 14 | x 24 | 76.00 |
| MTHB16D | 16 | x 24 | 100.00 |



new

COCO LINER PREFORMED RETAIL PACK



| F/CODE | SIZE " | UNIT | £ |
|---------|--------|------|-------|
| COCO12R | 12 | x 24 | 24.00 |
| COCO14R | 14 | x 24 | 33.60 |
| COCO16R | 16 | x 24 | 40.80 |
| COCO18R | 18 | x 24 | 64.80 |



FARGRO MOSS JUTE

| F/CODE | LENGTH M | UNIT | £ EACH |
|--------|----------|----------|--------|
| SMOSF | 0.6 x 60 | Per Roll | 110.00 |
| SMOSFW | 1 x 75 | Per Roll | 168.00 |



WOOL LINER ROLL

| F/CODE | LENGTH M | £ EACH |
|--------|----------|--------|
| SMW06 | 0.6 x 60 | 110.00 |
| SMW1M | 1 x 75 | 148.00 |




COCO LINER ON A ROLL 500 GM/M²

| F/CODE | LENGTH M | £ EACH |
|---------|----------|--------|
| COCOR06 | 0.6 x 50 | 92.00 |
| COCOR1 | 1 x 50 | 125.00 |



BASKET LINERS JUTE

| F/CODE | SIZE " | UNIT | £ |
|-----------|--------|-------|--------|
| BAL12B100 | 12 | x 100 | 65.00 |
| BAL14B100 | 14 | x 100 | 82.00 |
| BAL16B100 | 16 | x 100 | 104.00 |
| BAL18B100 | 18* | x 100 | 134.00 |



WOOL LINER

| F/CODE | SIZE " | UNIT | £ |
|--------|--------|-------|--------|
| BALW12 | 12 | x 100 | 65.00 |
| BALW14 | 14 | x 100 | 82.00 |
| BALW16 | 16 | x 100 | 104.00 |
| BALW18 | 18 | x 100 | 134.00 |



COCO LINERS



| F/CODE | SIZE " | UNIT | £ |
|---------|-------------|------|--------|
| COCO10 | 10 | x 60 | 42.00 |
| COCO12 | 12 | x 60 | 54.00 |
| COCO14 | 14 | x 50 | 64.00 |
| COCO16 | 16 | x 45 | 70.00 |
| COCO18 | 18 | x 30 | 74.00 |
| COCO18H | 18 (Length) | x 20 | 48.00 |
| COCO24H | 24 (Length) | x 25 | 78.00 |
| COCO30H | 30 (Length) | x 20 | 100.00 |

* Without slits

Pots Baskets Planters

Willow Baskets & Planters



Aalia Baskets



WILLOW AALIA PLANTER



| F/CODE | D x H CM | UNIT | £ |
|---------|----------|------|--------|
| DPGTG10 | 18 x 15 | x 48 | 100.00 |
| DPGTG9 | 23 x 17 | x 36 | 120.00 |
| DPGTG8 | 28 x 20 | x 24 | 88.00 |



WILLOW AALIA TROUGH



| F/CODE | L x W x H CM | UNIT | £ |
|---------|--------------|------|--------|
| DPGTG16 | 21 x 14 x 9 | x 48 | 110.00 |
| DPGTG15 | 24 x 17 x 11 | x 48 | 120.00 |

Two Tone Baskets



WILLOW TWO TONE WITH WOOD HANDLE



| F/CODE | D x H CM | UNIT | £ |
|--------|----------|------|--------|
| DPGTG3 | 18 x 11 | x 48 | 100.00 |
| DPGTG2 | 23 x 12 | x 40 | 116.00 |
| DPGTG1 | 28 x 14 | x 24 | 100.00 |



WILLOW TWO TONE TROUGH WITH WOOD HANDLE



| F/CODE | L x W x H CM | UNIT | £ |
|--------|--------------|------|--------|
| DPGTG4 | 21 x 13 x 12 | x 48 | 115.00 |
| DPGTG5 | 36 x 13 x 12 | x 24 | 78.00 |





**MANISHA WILLOW PLANTER
ROUND WITH HOOP**



| F/CODE | D x H CM | UNIT | £ |
|-----------|------------|------|--------|
| PL8674SMA | 18 x 12/33 | x 56 | 110.00 |
| PL8674LMA | 24 x 12/39 | x 28 | 92.00 |
| PL86XLMA | 29 x 13/43 | x 34 | 120.00 |



**MANISHA WILLOW PLANTER
OVAL WITH HOOP**



| F/CODE | L x W x H CM | UNIT | £ |
|-----------|-----------------|------|--------|
| PL90818MA | 25 x 18 x 14/38 | x 48 | 120.00 |
| PL908XLMA | 29 x 23 x 15/42 | x 36 | 140.00 |



**MANISHA WILLOW PLANTER
OBLONG WITH HANDLE**



| F/CODE | L x W x H CM | UNIT | £ |
|----------|-----------------|------|--------|
| PL8675MA | 28 x 18 x 14/33 | x 24 | 105.00 |



**ALANA WILLOW BIRDS NEST BASKET
ROUND**



| F/CODE | D x H CM | UNIT | £ |
|-----------|------------|------|--------|
| PL10103-2 | 24 x 12/39 | x 32 | 102.00 |



**ALANA WILLOW BIRDS NEST BASKET
OVAL**



| F/CODE | L x W x H CM | UNIT | £ |
|-----------|-----------------|------|--------|
| PL10103-3 | 24 x 18 x 14/39 | x 32 | 102.00 |



WOVEN WILLOW
GREY / WHITE ROUND



| F/CODE | D x H CM | UNIT | £ |
|----------|------------|------|-------|
| PL144345 | 24 x 12/39 | x 28 | 96.00 |



WOVEN WILLOW
GREY / WHITE OVAL



| F/CODE | L x W x H CM | UNIT | £ |
|----------|-----------------|------|-------|
| PL144350 | 24 x 16 x 13/39 | x 16 | 60.00 |



WOVEN WILLOW
GREY / WHITE RECTANGULAR



| F/CODE | L x W x H CM | UNIT | £ |
|----------|-----------------|------|-------|
| PL144351 | 28 x 18 x 14/33 | x 24 | 88.00 |



Pink Ribbon Baskets



**WILLOW BASKET
OBLONG PINK RIBBON**

| F/CODE | L x W x H CM | UNIT | £ |
|---------|-----------------|------|--------|
| PL8675P | 28 x 18 x 14/33 | x 24 | 100.00 |



**WILLOW BASKET
OVAL PINK RIBBON**

| F/CODE | L x W x H CM | UNIT | £ |
|----------|-----------------|------|-------|
| PL90818P | 25 x 18 x 14/38 | x 16 | 52.00 |



**WILLOW BASKET
ROUND PINK RIBBON**

| F/CODE | D x H CM | UNIT | £ |
|----------|------------|------|-------|
| PL8674LP | 24 x 12/39 | x 28 | 86.00 |

Metallic Baskets



WILLOW BASKETS 3 COLOUR MIX

| F/CODE | D x H CM | COLOUR | UNIT | £ |
|----------|------------|-----------------------|------|--------|
| PL143565 | 20 x 12/34 | Silver, Copper & Gold | x 36 | 80.00 |
| PL143566 | 25 x 12/38 | Silver, Copper & Gold | x 24 | 80.00 |
| PL143567 | 30 x 13/43 | Silver, Copper & Gold | x 24 | 120.00 |

Scarlet Range



SCARLET PLANTER ROUND WITH HOOP

| F/CODE | D x H CM | UNIT | £ |
|-----------|------------|------|--------|
| PL155420S | 18 x 12/33 | x 32 | 84.00 |
| PL155420M | 24 x 12/39 | x 36 | 120.00 |
| PL155420L | 29 x 14/43 | x 24 | 125.00 |



SCARLET PLANTER OVAL WITH HOOP

| F/CODE | L x W x H CM | UNIT | £ |
|-----------|-----------------|------|--------|
| PL155421S | 24 x 16 x 13/39 | x 24 | 100.00 |
| PL155421L | 29 x 23 x 15/42 | x 24 | 110.00 |



SCARLET PLANTER TROUGH

| F/CODE | L x W x H CM | UNIT | £ |
|----------|--------------|------|--------|
| PL155426 | 23 x 16 x 14 | x 56 | 100.00 |
| PL155427 | 27 x 18 x 14 | x 40 | 90.00 |
| PL155097 | 29 x 19 x 16 | x 34 | 86.00 |



A favourite for all seasons

Grey Willow



**ANASTASIA
WILLOW BASKET**



| F/CODE | D x H CM | UNIT | £ |
|---------|------------|------|--------|
| PL19639 | 27 x 11/37 | x 40 | 136.00 |



WILLOW BIRDS NEST BASKET



| F/CODE | L x W x H CM | UNIT | £ |
|----------|-----------------|------|-------|
| PL143696 | 23 x 18 x 14/39 | x 24 | 80.00 |



**WILLOW BASKET WITH EARS
GREY**



| F/CODE | D x H CM | UNIT | £ |
|--------|----------|------|--------|
| PL218S | 19 x 13 | x 48 | 78.50 |
| PL218M | 22 x 15 | x 48 | 100.00 |
| PL218L | 26 x 16 | x 30 | 88.00 |



VICTORIA BASKET PLANTER

| F/CODE | L x W x H CM | UNIT | £ |
|-----------|-----------------|------|-------|
| PL150333M | 31 x 21 x 18/21 | x 38 | 86.20 |



**WILLOW PLANTER
OBLONG**



| F/CODE | L x W x H CM | UNIT | £ |
|--------|--------------|------|--------|
| DPGTG7 | 26 x 21 x 14 | x 40 | 140.00 |
| DPGTG6 | 32 x 26 x 16 | x 24 | 104.00 |



VICTORIA TROUGH



| F/CODE | L x W x H CM | UNIT | £ |
|---------|--------------|------|-------|
| PLQ212B | 25 x 14 x 10 | x 60 | 86.00 |



ARABELLA WILLOW TROUGH WITH MATERIAL HANDLE



| F/CODE | L x W x H CM | UNIT | £ |
|----------|--------------|------|-------|
| PL178021 | 30 x 22 x 13 | x 28 | 76.00 |
| PL178020 | 34 x 26 x 15 | x 22 | 82.00 |



WILLOW HIGH HANDLE SQUARE PLANTER GREY



| F/CODE | L x W x H CM | UNIT | £ |
|---------|-----------------|------|-------|
| PL18011 | 18 x 18 x 24/55 | x 24 | 92.00 |



WILLOW SQUAT BOWL WOVEN



| F/CODE | D x H CM | UNIT | £ |
|-----------|----------|------|--------|
| PL182569S | 20 x 14 | x 36 | 72.00 |
| PL182569M | 25 x 17 | x 24 | 82.00 |
| PL182569L | 30 x 20 | x 24 | 120.00 |



WILLOW TWO TONE EAR BASKET OVAL



| F/CODE | L x W x H CM | UNIT | £ |
|---------|--------------|------|--------|
| DPGTG12 | 24 x 17 x 10 | x 48 | 106.00 |
| DPGTG11 | 29 x 21 x 12 | x 36 | 100.00 |



WILLOW SWIRL BASKET OVAL



| F/CODE | L x W x H CM | UNIT | £ |
|---------|--------------|------|--------|
| DPGTG14 | 19 x 14 x 12 | x 54 | 94.00 |
| DPGTG13 | 25 x 20 x 14 | x 48 | 120.00 |

Brown Willow



**WILLOW STANDARD PLANTER
BROWN**

| F/CODE | D x H CM | UNIT | £ |
|---------|----------|------|--------|
| PL19002 | 23 x 19 | x 60 | 150.00 |



**TROUGH WITH HANGING
DECORATION BROWN / GOLD**

| F/CODE | L x W x H CM | UNIT | £ |
|-----------|--------------|------|--------|
| PL170023S | 21 x 12 x 11 | x 60 | 115.00 |
| PL170023M | 26 x 18 x 14 | x 40 | 100.00 |



**WILLOW OVAL PLANTER
WITH EARS**

| F/CODE | L x W x H CM | UNIT | £ |
|----------|--------------|------|--------|
| PL120101 | 23 x 16 x 10 | x 54 | 108.00 |



**LARGE HOOP
BROWN BASKET**

| F/CODE | D x H CM | UNIT | £ |
|----------|------------|------|-------|
| PL142605 | 25 x 15/36 | x 16 | 75.00 |
| PL142606 | 27 x 15/40 | x 16 | 78.00 |
| PL142607 | 30 x 17/44 | x 12 | 62.00 |



**HANDLE BASKET
WITH RED BOW**

| F/CODE | D x H CM | UNIT | £ |
|----------|------------|------|--------|
| PL130012 | 24 x 15/34 | x 36 | 140.00 |



ALONDRA WILLOW BASKET

| F/CODE | D x H CM | UNIT | £ |
|--------|------------|------|-------|
| PL0085 | 17 x 14/28 | x 16 | 90.00 |

White Willow



FROSTED BASKET WITH EARS

| F/CODE | D x H CM | UNIT | £ |
|----------|------------|------|-------|
| PL155406 | 23 x 11/14 | x 44 | 92.00 |



WHITEWASH OVAL PLANTER WITH EARS

| F/CODE | L x W x H CM | UNIT | £ |
|----------|--------------|------|--------|
| PL120108 | 23 x 16 x 11 | x 54 | 120.00 |



WHITEWASH OBLONG PLANTER WITH EARS

| F/CODE | L x W x H | UNIT | £ |
|----------|--------------|------|-------|
| PL120107 | 23 x 16 x 13 | x 48 | 79.49 |



WHITE HOOPED BASKET

| F/CODE | D x H CM | UNIT | £ |
|----------|------------|------|--------|
| PL060301 | 20 x 12/34 | x 48 | 120.00 |
| PL060302 | 25 x 12/38 | x 36 | 125.00 |
| PL060303 | 30 x 13/43 | x 24 | 110.00 |

Black Rattan



BLACK RATTAN BASKET WITH EARS ECONOMY

| F/CODE | SIZE " | D x H CM | UNIT | £ |
|----------|--------|----------|-------|--------|
| PL126394 | 8 | 20 x 10 | x 105 | 115.00 |
| PL126393 | 10 | 25 x 12 | x 68 | 110.00 |
| PL126392 | 12 | 30 x 12 | x 68 | 120.00 |

Novelty Willow



DEEP CUP

| F/CODE | L x W x H CM | P/AREA | UNIT | £ |
|----------|--------------|---------|------|-------|
| WELCCUP2 | 32 x 32 x 18 | 20 x 17 | x 12 | 66.00 |

Economy Willow



WILLOW BASKET WITH EARS ECONOMY

| F/CODE | SIZE " | D x H CM | UNIT | £ |
|----------|--------|----------|-------|--------|
| PL126706 | 8 | 20 x 10 | x 105 | 110.00 |
| PL126705 | 10 | 25 x 12 | x 68 | 106.00 |
| PL126704 | 12 | 30 x 12 | x 68 | 130.00 |



ECONOMY RATTAN TROUGH

| F/CODE | L x W x D CM | UNIT | £ |
|--------|---------------|------|-------|
| PLBTE | 22 x 14 x 9.5 | x 60 | 88.00 |

Sweet Pea Basket



SWEET PEA BASKET

| F/CODE | SIZE " | UNIT | £ |
|--------|--------|------|--------|
| WICFG | 12 | x 12 | 68.00 |
| WICFH | 16 | x 12 | 100.00 |



LOCAL RATTAN TROUGH

| F/CODE | L x W x H CM | UNIT | £ |
|--------|--------------|------|-------|
| WICLK | 44 x 18 x 13 | x 20 | 54.00 |



ROPE TROUGH

| F/CODE | L x W x H CM | UNIT | £ |
|--------|--------------|------|-------|
| WICFB | 44 x 18 x 15 | x 20 | 68.00 |

Pots Baskets Planters

Soft Weave Baskets

Our range of soft weave baskets offer a natural way to display all your plants.

Each one has handles that are both functional and decorative.



BASKET SOFT WEAVE



| F/CODE | D x H CM | UNIT | £ |
|--------|-----------|------|-------|
| SSW14 | 14 x 10 | x 48 | 60.00 |
| SSW155 | 15.5 x 11 | x 48 | 80.00 |
| SSW17 | 17 x 15 | x 48 | 86.00 |
| SSW21 | 21 x 16 | x 24 | 72.00 |
| SSW24 | 24 x 18 | x 24 | 78.00 |
| SSW28 | 28 x 20 | x 12 | 50.00 |
| SSW32 | 32 x 22 | x 12 | 64.00 |



BASKET SOFT WEAVE TWO TONE



| F/CODE | D x H CM | UNIT | £ |
|---------|----------|------|-------|
| SSWTT16 | 16 x 15 | x 48 | 92.00 |
| SSWTT21 | 21 x 17 | x 24 | 60.00 |
| SSWTT23 | 23 x 19 | x 24 | 80.00 |
| SSWTT26 | 26 x 20 | x 12 | 45.00 |
| SSWTT30 | 30 x 22 | x 12 | 60.00 |



Baskets Set of 2



OLIVIA WILLOW BASKET OBLONG
SET OF 2



| F/CODE | DESC | L x W x H CM | UNIT | £ |
|------------|------|--------------|------|-------|
| PLQ1804026 | S | 23 x 15 x 11 | x12 | 66.00 |
| | L | 30 x 20 x 13 | | |



AMARIS WILLOW BASKET
SET OF 2



| F/CODE | DESC | D x H CM | UNIT | £ |
|--------|------|------------|------|-------|
| PLH018 | S | 18 x 11/26 | x 8 | 62.00 |
| | L | 23 x 14/32 | | |



ALICIA WILLOW BASKETS
SET OF 2



| F/CODE | DESC | L x W x H CM | UNIT | £ |
|---------|------|-----------------|------|-------|
| PL8A388 | S | 16 x 10 x 12/30 | x 16 | 88.00 |
| | L | 24 x 14 x 14/36 | | |



WILLOW CHAPEL PLANTER
SET OF 2

| F/CODE | DESC | L x W x H CM | UNIT | £ |
|---------|------|-----------------|------|-------|
| PL12998 | S | 26 x 14 x 9/27 | x 16 | 70.38 |
| | L | 31 x 19 x 10/47 | | |



ANGELINA WILLOW BASKET
SET OF 2



| F/CODE | DESC | D x H CM | UNIT | £ |
|----------|------|------------|------|-------|
| PL182463 | S | 23 x 12/29 | x 12 | 84.00 |
| | L | 27 x 14/34 | | |



Baskets Set of 3



SUSSEX TRUG BASKETS
SET OF 3

| F/CODE | DESC | L x W x H CM | UNIT | £ |
|--------|------|-----------------|------|--------|
| PLQ476 | S | 29 x 20 x 10/20 | x 8 | 110.00 |
| | M | 33 x 27 x 12/26 | | |
| | L | 39 x 32 x 14/30 | | |



ADALINE WILLOW BASKETS
SET OF 3

| F/CODE | DESC | D x H CM | UNIT | £ |
|---------|------|------------|------|-------|
| PL19431 | S | 16 x 9/24 | x 12 | 76.00 |
| | M | 21 x 11/29 | | |
| | L | 26 x 13/34 | | |



ALEXA WILLOW BASKETS
SET OF 3

| F/CODE | DESC | L x W x H CM | UNIT | £ |
|----------|------|-----------------|------|--------|
| PL178031 | S | 23 x 19 x 10/33 | x 8 | 125.00 |
| | M | 30 x 24 x 12/37 | | |
| | L | 39 x 31 x 15/40 | | |



ABIGAIL WILLOW BASKETS
SET OF 3

| F/CODE | DESC | D x H CM | UNIT | £ |
|----------|------|------------|------|--------|
| PL178022 | S | 30 x 13/30 | x 8 | 130.00 |
| | M | 35 x 14/35 | | |
| | L | 40 x 15/40 | | |



ANNA WILLOW BASKETS
SET OF 3

| F/CODE | DESC | D x H CM | UNIT | £ |
|----------|------|------------|------|--------|
| PL178026 | S | 28 x 12/29 | x 8 | 150.00 |
| | M | 32 x 13/33 | | |
| | L | 38 x 15/39 | | |



ARIANA WILLOW BASKETS
SET OF 3

| F/CODE | DESC | D x H CM | UNIT | £ |
|----------|------|------------|------|--------|
| PL178030 | S | 18 x 9/31 | x 7 | 108.00 |
| | M | 26 x 13/36 | | |
| | L | 35 x 15/42 | | |

Pots Baskets Planters

Willow Large Baskets & Planters



WILLOW TROUGH PLANTER WITH EARS

| F/CODE | L x W x H CM | UNIT | £ |
|----------|--------------|------|--------|
| PL160608 | 30 x 22 x 25 | x 20 | 130.00 |



WILLOW BASKET LARGE WITH EARS GREY

| F/CODE | D x H CM | UNIT | £ |
|---------|----------|------|--------|
| PL30105 | 35 x 35 | x 12 | 82.00 |
| PL30104 | 40 x 37 | x 8 | 86.00 |
| PL30103 | 50 x 40 | x 9 | 125.00 |



BULLRUSH BASKET ON LEGS

| F/CODE | D x H CM | UNIT | £ |
|-----------|------------|------|--------|
| PL155460P | 35 x 22/43 | x 12 | 135.00 |



MILKING PLANTER ROUND 3 LEGS



| F/CODE | D x H CM | UNIT | £ |
|--------|------------|------|-------|
| PLMIPR | 35 x 22/43 | x 11 | 80.00 |



MILKING PLANTER DRUM SHAPE 3 LEGS



| F/CODE | D x H CM | UNIT | £ |
|--------|------------|------|-------|
| PLMIPD | 26 x 26/49 | x 10 | 86.00 |



MILKING PLANTER TROUGH SHORT 4 LEGS



| F/CODE | L x W x H CM | UNIT | £ |
|---------|-----------------|------|--------|
| PLMIPST | 35 x 23 x 18/40 | x 12 | 100.00 |



MILKING PLANTER TROUGH LONG 4 LEGS



| F/CODE | L x W x H CM | UNIT | £ |
|---------|-----------------|------|-------|
| PLMIPLT | 49 x 18 x 17/37 | x 11 | 88.00 |



Pots Baskets Planters

Metal Willow Baskets & Planters



WELCOME HEART STAND

| F/CODE | L x H CM | P/AREA CM | UNIT | £ |
|--------|----------|-----------|------|-------|
| WELCHM | 31 x 50 | 21 x 14 | x 12 | 64.00 |
| WELCHL | 44 x 62 | 24 x 14 | x 12 | 90.00 |



BOTTLE PLANTER WITH WILLOW BASE

| F/CODE | W x H CM | P/AREA CM | UNIT | £ |
|----------|----------|-----------|------|-------|
| PL7S0635 | 13 x 46 | 14 x 13 | x 24 | 48.00 |



SMALL ROUND PLANTER STAND

| F/CODE | L x W x H CM | UNIT | £ |
|---------|--------------|------|-------|
| WELCSRS | 29 x 27 x 61 | x 8 | 66.00 |



WILLOW BASKET TALL HEART HANDLE



| F/CODE | L x W x H CM | UNIT | £ |
|----------|-------------------|------|-------|
| PLFM013S | 23 x 15.5 x 10/41 | x 12 | 36.00 |
| PLFM013L | 30 x 21 x 13/50.5 | x 12 | 54.00 |



LARGE & SMALL BASKET



| F/CODE | L x W x H CM | UNIT | £ |
|--------|--------------|------|--------|
| WELC4 | 26 x 17/56 | x 24 | 114.00 |
| WELC5 | 32 x 24/68 | x 12 | 90.00 |

WELCOME BASKET SET OF 2



| F/CODE | L x W x H CM | UNIT | £ |
|--------|------------------------------------|------|--------|
| WELC8 | 28 x 18 x 17/55 33 x 24 x 19/66 | x 8 | 104.00 |



WELCOME PLANTER SPADE

| F/CODE | L x W CM | P/AREA CM | UNIT | £ |
|----------|------------|-----------|------|--------|
| PL145817 | 26 x 16/40 | 14 x 14 | x 24 | 100.00 |



BARROW

| F/CODE | L x W CM | P/AREA CM | UNIT | £ |
|---------|------------|--------------|------|-------|
| WELCBAR | 92 x 34/37 | 36 x 28 x 14 | x 2 | 54.00 |





For all
seasons

Pots Baskets Planters

Novelty Animal Planters



new



BLOND SALIM MAX DOG



| F/CODE | L x W x H CM | P/AREA CM | UNIT | £ |
|--------|--------------|-----------|------|--------|
| WICMAX | 29 x 13 x 16 | 9.5 x 9.5 | x 24 | 110.00 |



COCO FIBRE DOG SITTING



| F/CODE | L x W x H CM | P/AREA CM | UNIT | £ |
|----------|--------------|--------------|------|-------|
| WICDOGSI | 30 x 12 x 24 | 10 x 8.5 x 9 | x 16 | 86.00 |



ANIMAL PLANTER SALIM SCOTTY DOG



| F/CODE | L x W x H CM | P/AREA CM | UNIT | £ |
|---------|--------------|-----------|------|--------|
| ANSOT36 | 36 x 14 x 32 | 10 x 10 | x 18 | 108.00 |



ANIMAL PLANTER STRAW DOG



| F/CODE | L x W x H CM | P/AREA CM | UNIT | £ |
|---------|--------------|-----------|------|--------|
| ANSTD26 | 26 x 13 x 25 | 9 x 8 | x 24 | 116.00 |



ANIMAL PLANTER SALIM CAT



| F/CODE | L x W x H CM | P/AREA CM | UNIT | £ |
|---------|--------------|-----------|------|-------|
| ANCAT35 | 35 x 30 x 35 | 13 x 12 | x 12 | 92.50 |



FOX ROUND PLANTER



| F/CODE | D x H CM | P/AREA CM | UNIT | £ |
|------------|----------|-----------|------|-------|
| WIC1901026 | 15 x 13 | 13 x 10 | x 24 | 49.68 |



ANIMAL PLANTER SALIM DUCK



| F/CODE | L x W x H CM | P/AREA CM | UNIT | £ |
|---------|--------------|-----------|------|-------|
| ANSDU19 | 19 x 16 x 20 | 10 x 9 | x 24 | 90.00 |



SALIM BIRD PLANTER



| F/CODE | L x W x H CM | P/AREA | UNIT | £ |
|---------|--------------|--------|------|--------|
| WICBIRD | 30 x 17 x 20 | 10 x 9 | x 30 | 124.00 |



SEAGULL WITH BLUE RIBBON

| F/CODE | L x W x H CM | P/AREA CM | UNIT | £ |
|---------|--------------|-----------|------|-------|
| WICSEAG | 42 x 16 x 25 | 10 x 8 | x 16 | 57.96 |



SALIM HANGING BIRD



| F/CODE | L x W x H CM | P/AREA | UNIT | £ |
|----------|--------------|--------|------|--------|
| WICBIRDH | 30 x 17 x 20 | 10 x 9 | x 30 | 114.00 |

Pots
Baskets
Planters

Banana Leaf,
Hyacinth &
Rope PVC



Banana Leaf Planters



Powdered Lemon

Powdered Raspberry

Powdered Ochre

Powdered Sage

BANANA LEAF BASKET ROUND WITH HOOP
MIXED COLOURS

| F/CODE | D x H CM | UNIT | £ |
|----------|------------|------|-------|
| PLH19886 | 14 x 12/30 | x 60 | 76.00 |



Aged Fawn

Aged White

Aged Mink

BANANA LEAF TRUG WITH HANDLE
MIXED COLOURS

| F/CODE | L x W x H CM | UNIT | £ |
|----------|----------------|------|-------|
| PLH19975 | 17 x 8 x 10/17 | x 60 | 82.00 |



Aged Brown

Aged Auburn

BANANA LEAF TRUG WITH HANDLE
MIXED COLOURS

| F/CODE | L x W x H CM | UNIT | £ |
|-----------|-----------------|------|--------|
| PLH19979B | 21 x 12 x 14/21 | x 60 | 125.00 |

Water Hyacinth Planters



Aged Fawn

Aged White

Aged Auburn

WATER HYACINTH BASKET ROUND WITH HANDLE MIXED COLOURS



Aged Fawn

Aged White

Aged Mink

WATER HYACINTH BASKET ROUND WITH HANDLE MIXED COLOURS



| F/CODE | D x H CM | UNIT | £ |
|----------|------------|------|-------|
| PLH19884 | 14 x 12/30 | x 60 | 76.00 |

| F/CODE | D x H CM | UNIT | £ |
|----------|-----------|------|-------|
| PLH19900 | 17 x 9/28 | x 60 | 81.00 |



Aged Fawn

Aged White

Aged Mink

WATER HYACINTH BASKET TRUG WITH HANDLE MIXED COLOURS



| F/CODE | D x W x H CM | UNIT | £ |
|----------|-----------------|------|--------|
| PLH19976 | 21 x 12 x 14/21 | x 60 | 120.00 |



Aged Brown

Aged Auburn

WATER HYACINTH TROUGH MIXED COLOURS



| F/CODE | L x W x H CM | UNIT | £ |
|----------|--------------|------|--------|
| PLH19938 | 30 x 12 x 10 | x 60 | 112.00 |



Rope PVC Planters



Black Brown Grey

ROPE STYLE BASKET ROUND WITH HANDLE MIXED COLOURS

| F/CODE | D x H CM | UNIT | £ |
|----------|------------|------|-------|
| PLH19887 | 14 x 12/30 | x 60 | 81.00 |



Light Grey Brown White Dark Grey

ROPE STYLE BASKET ROUND WITH HANDLE MIXED COLOURS

| F/CODE | D x H CM | UNIT | £ |
|----------|------------|------|-------|
| PLH19731 | 12 x 10/25 | x 60 | 66.00 |



Grey Brown

ROPE STYLE BASKET ROUND WITH HANDLE MIXED COLOURS

| F/CODE | D x H CM | UNIT | £ |
|----------|------------|------|--------|
| PLH20012 | 17 x 14/35 | x 30 | 120.00 |



Grey Brown

ROPE STYLE TRUG BASKET WITH HANDLE MIXED COLOURS

| F/CODE | L x W x H CM | UNIT | £ |
|----------|-----------------|------|--------|
| PLH20006 | 22 x 13 x 13/28 | x 40 | 135.00 |



Bright Pink

Lemon

Candy Pink

Charcoal

Satsuma

ROPE STYLE BASKET ROUND WITH HANDLE MIXED COLOURS



| F/CODE | D x H CM | UNIT | £ |
|----------|-----------|------|-------|
| PLH19898 | 17 x 9/28 | x 60 | 84.00 |



Bright Pink

Lime

Lemon

Candy Pink

Charcoal

Satsuma

ROPE STYLE SQUARE PLANTER MIXED COLOURS



| F/CODE | L X W X H CM | UNIT | £ |
|----------|--------------|------|--------|
| PLH19958 | 17 x 17 x 14 | x 60 | 100.00 |

Pots
Baskets
Planters

Tin Planters



new



TIN PAIL LOCALLY GROWN



new



TIN OVAL BOWL LOCALLY GROWN



| F/CODE | D x H CM | UNIT | £ |
|--------|-----------|------|--------|
| TP3014 | 19 x 16.5 | x 50 | 125.00 |

| F/CODE | L x W x H CM | UNIT | £ |
|--------|--------------|------|--------|
| TP3013 | 25 x 18 x 15 | x 40 | 125.00 |

Locally Grown Range

new



TIN URN LOCALLY GROWN



new



TIN VASE LOCALLY GROWN



| F/CODE | D x H CM | D /TOP CM | UNIT | £ |
|--------|----------|-----------|------|-------|
| TP3012 | 18 x 24 | 14 | x 15 | 90.00 |

| F/CODE | D x H CM | UNIT | £ |
|--------|----------|------|--------|
| TP3015 | 18 x 27 | x 40 | 140.00 |

new



TIN TROUGH LOCALLY GROWN



| F/CODE | L x W x H CM | UNIT | £ |
|--------|--------------|------|--------|
| TP3018 | 28 x 16 x 14 | x 40 | 125.00 |

Tropical Leaf Range



TIN MILK CHURN TROPICAL LEAF



| F/CODE | D x H CM | UNIT | £ |
|--------|-----------|------|-------|
| TPTL4 | 21 x 21.5 | x 12 | 86.00 |



TIN JUG PLANTER TROPICAL LEAF



| F/CODE | L x W x H CM | UNIT | £ |
|--------|----------------|------|-------|
| TPTL8 | 24 x 19 x 20.5 | x 12 | 70.00 |





TIN PLANTER ROUND WITH FRAME TROPICAL LEAF



| F/CODE | D x H CM | UNIT | £ |
|--------|----------------|------|-------|
| TPTL3 | 23.5 x 14/21.5 | x 10 | 80.00 |
| TPTL2 | 27.5 x 16/22.5 | x 8 | 90.00 |
| TPTL1 | 30 x 17/24 | x 6 | 80.00 |



TIN PAIL TROPICAL LEAF



| F/CODE | D x H CM | UNIT | £ |
|--------|-----------|------|-------|
| TPTL11 | 22.5 x 22 | x 24 | 90.00 |
| TPTL10 | 26.5 x 25 | x 20 | 92.00 |
| TPTL9 | 29.5 x 28 | x 16 | 88.00 |



TIN TROUGH TROPICAL LEAF



| F/CODE | L x W x H CM | UNIT | £ |
|--------|---------------------|------|-------|
| TPTL7 | 33 x 16 x 16.5/20 | x 24 | 94.00 |
| TPTL6 | 37 x 18 x 20/23 | x 20 | 94.00 |
| TPTL5 | 41 x 20.5 x 22/25.5 | x 16 | 92.00 |



Malanda Range



TIN MILK CHURN MALANDA



| F/CODE | W x H CM | D/TOP CM | UNIT | £ |
|--------|----------|----------|------|-------|
| TPMA5 | 20 x 23 | 16 | x 12 | 88.00 |



TIN PAIL MALANDA



| F/CODE | D x H CM | UNIT | £ |
|--------|-----------|------|-------|
| TPMA3 | 18 x 17.5 | x 24 | 52.00 |
| TPMA2 | 20.5 x 20 | x 20 | 52.00 |
| TPMA1 | 23 x 22.5 | x 16 | 52.00 |



TIN BUCKET WITH HANDLE MALANDA



| F/CODE | D x H CM | UNIT | £ |
|--------|-------------|------|-------|
| TPMA6 | 22.5 x 17.5 | x 12 | 86.00 |



TIN WATER CAN MALANDA



| F/CODE | L x W x H CM | P/AREA CM | UNIT | £ |
|--------|--------------|-----------|------|-------|
| TPMA4 | 40 x 15 x 37 | 15 x 14 | x 16 | 74.00 |

Palm Leaf



TIN PAIL PALM LEAF



| F/CODE | D x H CM | UNIT | £ |
|------------|-----------|------|-------|
| TP19M417-S | 18 x 15.5 | x 36 | 67.07 |
| TP19M417-M | 21.5 x 17 | x 24 | 51.75 |
| TP19M417-L | 25 x 19.5 | x 24 | 59.62 |



TIN TROUGH PALM LEAF



| F/CODE | L x W x H CM | UNIT | £ |
|------------|--------------------|------|-------|
| TP19M454-M | 18.5 x 13 x 14 | x 36 | 61.48 |
| TP19M454-L | 25.5 x 15.5 x 16.5 | x 24 | 48.44 |

Tin Bee

new



TIN PLANTER WATERING CAN BEE DESIGN

| F/CODE | L x W x H CM | P/AREA CM | UNIT | £ |
|---------|----------------|------------------|------|-------|
| TPBEEWC | 41 x 16 x 11.5 | 20 x 15.8 x 11.5 | x 12 | 66.00 |

new



TIN PLANTER PAIL BEE DESIGN

| F/CODE | D x H CM | UNIT | £ |
|----------|----------|------|--------|
| TPBEEP16 | 16 x 14 | x 60 | 116.00 |
| TPBEEP18 | 18 x 16 | x 50 | 116.00 |
| TPBEEP20 | 20 x 18 | x 40 | 110.00 |



TIN TROUGH BEE DESIGN

| F/CODE | L x W x H CM | UNIT | £ |
|--------|--------------|------|-------|
| TPBEE | 40 x 15 x 13 | x 20 | 80.00 |

Leafy Vine

new



TIN PAIL LEAFY VINE



| F/CODE | D x H CM | UNIT | £ |
|---------|-----------|------|-------|
| TPLVP15 | 15 x 14.5 | x 60 | 82.00 |
| TPLVP18 | 18 x 16.5 | x 40 | 82.00 |

new



TIN TROUGH LEAFY VINE



| F/CODE | L x W x H CM | UNIT | £ |
|---------|------------------|------|-------|
| TPLVT23 | 23.5 x 13 x 10.5 | x 40 | 78.00 |
| TPLVT26 | 26 x 15 x 12 | x 40 | 94.00 |

new



new



TIN WATERING CAN LEAFY VINE



TIN TEACUP AND SAUCER LEAFY VINE



| F/CODE | L x W x H CM | P/AREA CM | UNIT | £ |
|--------|--------------|-----------|------|-------|
| TPLVWT | 25 x 10 x 11 | 10 x 11 | x 24 | 54.00 |

| F/CODE | L x W x H CM | P/AREA | UNIT | £ |
|--------|------------------|---------|------|-------|
| TPLVTC | 17.5 x 15.5 x 11 | 11 x 10 | x 24 | 66.00 |

Vintage Garden



TIN JUG VINTAGE GARDEN



| F/CODE | L x W x H CM | UNIT | £ |
|----------|--------------|------|-------|
| TP19M590 | 26 x 20 x 16 | x 18 | 72.00 |



TIN PAIL VINTAGE GARDEN



| F/CODE | D x H CM | UNIT | £ |
|------------|-----------|------|-------|
| TP19M593-S | 14 x 12.5 | x 36 | 56.00 |
| TP19M593-M | 17 x 14.5 | x 24 | 48.00 |
| TP19M593-L | 20 x 17 | x 24 | 56.00 |



TIN TROUGH VINTAGE GARDEN



| F/CODE | L x W x H CM | UNIT | £ |
|------------|------------------|------|-------|
| TP19M596-M | 30.5 x 16.5 x 16 | x 24 | 70.00 |



DOUBLE TIN PLANTER VINTAGE GARDEN



| F/CODE | L x W x H CM | P/AREA EACH CM | UNIT | £ |
|----------|--------------|----------------|------|-------|
| TP19M595 | 30 x 15 x 23 | 15 x 15 | x 18 | 84.00 |

Sloth Design



TIN PAIL SLOTH DESIGN



| F/CODE | D x H CM | UNIT | £ |
|------------|-----------|------|-------|
| TP19M406-S | 21 x 18.5 | x 36 | 83.84 |
| TP19M406-M | 25 x 20 | x 24 | 66.76 |
| TP19M406-L | 28.5 x 22 | x 20 | 65.21 |



TIN TROUGH SLOTH DESIGN



| F/CODE | L x W x H CM | UNIT | £ |
|------------|------------------|------|-------|
| TP19M414-S | 31 x 16 x 19.5 | x 20 | 55.89 |
| TP19M414-M | 35.5 x 18 x 23 | x 20 | 66.24 |
| TP19M414-L | 39.5 x 19.5 x 26 | x 20 | 75.45 |



TIN PLANTER SLOTH DESIGN



| F/CODE | L x W x H CM | UNIT | £ |
|------------|------------------|------|-------|
| TP19M404-S | 21 x 16 x 23 | x 36 | 74.52 |
| TP19M404-M | 23.5 x 19 x 26.5 | x 24 | 63.39 |
| TP19M404-L | 27.5 x 22 x 29.5 | x 20 | 66.24 |

Vertical Line Planters



Teal



Sage Green



Cream

TIN PLANTER VERTICAL LINE TEAL

| F/CODE | D x H CM | UNIT | £ |
|---------|----------|------|-------|
| TPVL20T | 20 x 19 | x 60 | 81.00 |
| TPVL22T | 22 x 22 | x 40 | 66.00 |
| TPVL24T | 24 x 25 | x 40 | 74.00 |

TIN PLANTER VERTICAL LINE SAGE GREEN

| F/CODE | D x H CM | UNIT | £ |
|----------|----------|------|-------|
| TPVL20SG | 20 x 19 | x 60 | 81.00 |
| TPVL22SG | 22 x 22 | x 40 | 66.00 |
| TPVL24SG | 24 x 25 | x 40 | 74.00 |

TIN PLANTER VERTICAL LINE CREAM

| F/CODE | D x H CM | UNIT | £ |
|---------|----------|------|-------|
| TPVL20C | 20 x 19 | x 60 | 81.00 |
| TPVL22C | 22 x 22 | x 40 | 66.00 |
| TPVL24C | 24 x 25 | x 40 | 74.00 |

Pink Flowers



TIN PAIL PINK FLOWERS WITH ROPE HANDLE

| F/CODE | D x H CM | UNIT | £ |
|----------|----------|------|--------|
| TP6257-1 | 15 x 11 | x 60 | 80.00 |
| TP6257-2 | 18 x 13 | x 48 | 80.00 |
| TP6257-3 | 20 x 15 | x 48 | 100.00 |

Mother's Day



Look out for our new Mother's Day brochure for 2023



TIN PAIL EMBOSSED DAISY MIXED COLOURS



| F/CODE | D x H CM | UNIT | £ |
|----------|-----------|------|-------|
| TP186725 | 16.5 x 16 | x 60 | 84.00 |



Floral Heart Range



TIN PAIL FLORAL WOODEN HEART

| F/CODE | D x H CM | UNIT | £ |
|--------|----------|------|-------|
| TPFWH4 | 15 x 14 | x 50 | 96.00 |
| TPFWH5 | 18 x 16 | x 40 | 94.00 |



TIN TROUGH FLORAL WOODEN HEART

| F/CODE | D x H CM | UNIT | £ |
|--------|--------------------|------|--------|
| TPFWH2 | 26.5 x 15.5 x 11.5 | x 36 | 88.50 |
| TPFWH3 | 30 x 20 x 13.5 | x 36 | 102.00 |



TIN BOWL FLORAL WOODEN HEART

| F/CODE | L x W x H CM | UNIT | £ |
|--------|-----------------------|------|-------|
| TPFWH1 | 28.5 x 26.5 x 11/16.5 | x 24 | 75.00 |



TIN PAIL HOME MIXED COLOURS



| F/CODE | D x H CM | UNIT | £ |
|----------|-----------|------|-------|
| TPHOME16 | 15 x 15.2 | x 60 | 74.00 |
| TPHOME20 | 20 x 16 | x 42 | 66.00 |
| TPHOME24 | 24 x 18 | x 30 | 58.00 |



TIN TROUGH HOME MIXED COLOURS



| F/CODE | L x W x H CM | UNIT | £ |
|----------|--------------|------|--------|
| TPHOME26 | 26 x 16 x 11 | x 60 | 100.00 |

Textured Tin



TEXTURED PAIL WITH SILVER RIM RED



| F/CODE | D x H CM | UNIT | £ |
|--------|-------------|------|-------|
| TP15R | 15 x 14.5 | x 48 | 90.00 |
| TP165R | 16.5 x 16.5 | x 36 | 80.00 |
| TP205R | 20.5 x 18 | x 24 | 70.00 |



TEXTURED TROUGH WITH SILVER RIM RED



| F/CODE | L x W x H CM | UNIT | £ |
|--------|----------------|------|-------|
| TPT38R | 38 x 18 x 17.8 | x 24 | 98.00 |



TEXTURED PAIL WITH SILVER RIM GREY



| F/CODE | D x H CM | UNIT | £ |
|--------|-------------|------|-------|
| TP15G | 15 x 14.5 | x 48 | 90.00 |
| TP165G | 16.5 x 16.5 | x 36 | 80.00 |
| TP205G | 20.5 x 18 | x 24 | 70.00 |



TEXTURED TROUGH WITH SILVER RIM GREY



| F/CODE | L x W x H CM | UNIT | £ |
|--------|----------------|------|-------|
| TPT38G | 38 x 18 x 17.8 | x 24 | 98.00 |



TEXTURED PAIL WITH SILVER RIM WHITE



| F/CODE | D x H CM | UNIT | £ |
|--------|-------------|------|-------|
| TP15W | 15 x 14.5 | x 48 | 90.00 |
| TP165W | 16.5 x 16.5 | x 36 | 80.00 |
| TP205W | 20.5 x 18 | x 24 | 70.00 |



TEXTURED TROUGH WITH SILVER RIM WHITE



| F/CODE | L x W x H CM | UNIT | £ |
|--------|----------------|------|-------|
| TPT38W | 38 x 18 x 17.8 | x 24 | 98.00 |

Basic Tin

new



BASIC PAIL CREAM



| F/CODE | D x H CM | UNIT | £ |
|----------|-----------|------|-------|
| TPBAP14C | 14 x 14.5 | x 80 | 72.00 |
| TPBAP17C | 17 x 16 | x 50 | 66.00 |

new



BASIC BOWL CREAM



| F/CODE | D x H CM | UNIT | £ |
|----------|----------|------|-------|
| TPBAB21C | 21 x 11 | x 50 | 66.00 |

new



BASIC TROUGH CREAM



| F/CODE | L x W x H CM | UNIT | £ |
|----------|----------------|------|-------|
| TPBAT21C | 21 x 11.5 x 11 | x 50 | 66.00 |
| TPBAT25C | 25.5 x 16 x 12 | x 50 | 72.00 |



BASIC PAIL WHITE



| F/CODE | D x H CM | UNIT | £ |
|----------|-----------|------|-------|
| TPBAP14W | 14 x 14.5 | x 80 | 72.00 |
| TPBAP17W | 17 x 16 | x 50 | 66.00 |



BASIC BOWL WHITE



| F/CODE | D x H CM | UNIT | £ |
|----------|----------|------|-------|
| TPBAB21W | 21 x 11 | x 50 | 66.00 |



BASIC TROUGH WHITE



| F/CODE | L x W x H CM | UNIT | £ |
|----------|----------------|------|-------|
| TPBAT21W | 21 x 11.5 x 11 | x 50 | 66.00 |
| TPBAT25W | 25.5 x 16 x 12 | x 50 | 72.00 |



BASIC PAIL RED



| F/CODE | D x H CM | UNIT | £ |
|----------|-----------|------|-------|
| TPBAP14R | 14 x 14.5 | x 80 | 72.00 |
| TPBAP17R | 17 x 16 | x 50 | 66.00 |



BASIC BOWL RED



| F/CODE | D x H CM | UNIT | £ |
|----------|----------|------|-------|
| TPBAB21R | 21 x 11 | x 50 | 66.00 |



BASIC TROUGH RED



| F/CODE | L x W x H CM | UNIT | £ |
|----------|----------------|------|-------|
| TPBAT21R | 21 x 11.5 x 11 | x 50 | 66.00 |
| TPBAT25R | 25.5 x 16 x 12 | x 50 | 72.00 |

Metallic Tin



GALVANISED TALL GOLD RIM

| F/CODE | D x H CM | UNIT | £ |
|----------|----------|------|-------|
| TPGALV20 | 20 x 23 | x 50 | 74.00 |



GALVANISED PAIL GOLD RIM

| F/CODE | D x H CM | UNIT | £ |
|----------|-----------|-------|-------|
| TPGALV13 | 13 x 13 | x 100 | 74.00 |
| TPGALV15 | 15 x 15 | x 80 | 72.00 |
| TPGALV18 | 18 x 17.5 | x 60 | 66.00 |
| TPGALV24 | 24 x 20 | x 50 | 76.00 |

new



TIN PAIL GOLD RIM & BRAID

| F/CODE | D x H CM | UNIT | £ |
|--------|-------------|------|-------|
| TP2891 | 14.5 x 14.5 | x 40 | 80.00 |
| TP2892 | 16 x 16 | x 36 | 82.00 |
| TP2893 | 20 x 18 | x 18 | 54.00 |

new



TIN TROUGH GOLD RIM & BRAID

| F/CODE | L x W x H CM | UNIT | £ |
|--------|----------------|------|--------|
| TP2890 | 36.5 x 19 x 16 | x 24 | 108.00 |



ZINC SQUARE/ROUND PAIL HEART DESIGN ANTIQUE



| F/CODE | W x H CM | UNIT | £ |
|-----------|-----------|------|-------|
| TAHPA17AN | 17 x 14.5 | x 30 | 48.00 |



ZINC BUCKET BIRD DESIGN WHITEWASHED



| F/CODE | L x W x H CM | UNIT | £ |
|----------|--------------|------|-------|
| TAJO15WB | 15 x 10 x 11 | x 96 | 99.36 |



FLORAL DESIGN PAIL WOOD HANDLE



| F/CODE | D x H CM | UNIT | £ |
|----------|-----------|------|-------|
| TP14T632 | 15.5 x 13 | x 50 | 62.50 |



FLORAL DESIGN OVAL WOOD HANDLE



| F/CODE | L x W x H CM | UNIT | £ |
|----------|----------------|------|-------|
| TP14T644 | 25 x 13 x 9/12 | x 60 | 86.00 |



TIN POTS WITH TRAY BUTTERFLY DESIGNS



| F/CODE | L x W x H CM | P/AREA EACH CM | UNIT | £ |
|----------|--------------|----------------|------|-------|
| DIBUTSET | 42 x 11 x 12 | 12 x 13 | x 12 | 70.00 |



TIN PLANTER WITH LEGS FARM TO TABLE



| F/CODE | D x H CM | UNIT | £ |
|--------|--------------|------|-------|
| DIFTT | 35.5 x 23/36 | x 2 | 48.00 |



TIN PAIL CLASSIC CROWN DESIGN ANTIQUE WHITEWASH

| F/CODE | D x H CM | UNIT | £ |
|----------|----------|------|-------|
| TP180206 | 16 x 14 | x 60 | 62.10 |
| TP180203 | 20 x 16 | x 60 | 86.94 |



TIN PAIL GREEN EMBOSSED WHITEWASHED FLOWER

| F/CODE | D x H CM | UNIT | £ |
|----------|-----------|------|--------|
| TP190135 | 17 x 14.5 | x 80 | 103.50 |

Flower Market Tin Troughs



FLOWER MARKET TROUGHS MIXED COLOURS



| F/CODE | L x W x H CM | UNIT | £ |
|--------|----------------|------|-------|
| TPFM46 | 46 x 25.5 x 18 | x 12 | 92.00 |



TIN PAIL BEAUTIFUL GARDEN MIXED COLOURS



| F/CODE | D x H CM | UNIT | £ |
|---------|-----------|------|--------|
| DIBGP19 | 19 x 18.5 | x 48 | 115.00 |



TIN BOWL BEAUTIFUL GARDEN MIXED COLOURS



| F/CODE | D x H CM | UNIT | £ |
|---------|-----------|------|--------|
| DIBGB21 | 21 x 11.5 | x 48 | 112.00 |

Tin Coal



Tin Coal Range



TIN COAL SCUTTLE



| F/CODE | D x H CM | UNIT | £ |
|--------|-------------|------|-------|
| DICSWM | 16.5 x 40.5 | x 4 | 60.00 |



TIN COAL BUCKET PLANTER



| F/CODE | L x W x H CM | UNIT | £ |
|---------|--------------|------|-------|
| DICBPWM | 33 x 27 x 29 | x 6 | 40.00 |



TIN PLANTER MILK CHURN



| F/CODE | D x H CM | UNIT | £ |
|--------|-----------|------|-------|
| DIMC15 | 14.5 x 23 | x 12 | 64.00 |





TIN DRUM BEAUTIFUL GARDEN



| F/CODE | D x H CM | UNIT | £ |
|----------|----------|------|--------|
| DIDRBG14 | 14 x 12 | x 24 | 56.00 |
| DIDRBG20 | 20 x 16 | x 18 | 100.00 |



TIN PAIL WITH HANDLE MIXED COLOURS



| F/CODE | D x H CM | UNIT | £ |
|---------|-----------|------|-------|
| DIPWH33 | 33.5 x 28 | x 12 | 72.00 |



TIN FLAT WATER CAN



| F/CODE | L x W x H CM | UNIT | £ |
|--------|------------------|------|-------|
| DIWCC | 35.5 x 15.5 x 11 | x 12 | 60.00 |



TIN GALVANISED OVAL



| F/CODE | L x W x H CM | UNIT | £ |
|--------|------------------|------|-------|
| VB2561 | 53.5 x 38 x 30.5 | x 8 | 88.00 |



TIN PLANTER COPPER TROUGH



| F/CODE | L x W x H CM | UNIT | £ |
|---------|----------------|------|-------|
| DICTLGE | 40.5 x 30 x 20 | x 12 | 66.00 |



TIN GALVANISED ROUND PLANTER COPPER BOTTOM



| F/CODE | D x H CM | UNIT | £ |
|--------|----------|------|-------|
| VB2562 | 43 x 26 | x 8 | 88.00 |



TIN GALVANISED BOAT PLANTER WITH WOOD HANDLE



| F/CODE | L x W x H CM | UNIT | £ |
|--------|--------------|------|-------|
| VB2560 | 53 x 38 x 30 | x 8 | 88.00 |



Antique Brass Range



TIN PITCHER ANTIQUE BRASS



| F/CODE | D x H CM | UNIT | £ |
|--------|----------|------|-------|
| VB2564 | 25 x 26 | x 12 | 72.00 |



TIN PAIL ANTIQUE BRASS WITH WOODEN HANDLE



| F/CODE | D x H CM | UNIT | £ |
|--------|----------|------|-------|
| VB2563 | 30 x 26 | x 12 | 61.00 |



TIN TROUGH ANTIQUE BRASS



| F/CODE | L x W x H CM | UNIT | £ |
|--------|--------------|------|-------|
| VB2565 | 36 x 24 x 17 | x 12 | 60.00 |



LIVE, LAUGH, LOVE TIN DRUMS



| F/CODE | DESCRIPTION | D x H CM | UNIT | £ |
|---------|-------------|----------|------|-------|
| DIDRLLL | Small | 27 x 23 | x 2 | 60.00 |
| | Medium | 33 x 26 | | |
| | Large | 36 x 30 | | |



TIN PAIL EUROPEAN FLOWER VASE



| F/CODE | D x H CM | UNIT | £ |
|--------|-----------|------|-------|
| DIEUFV | 18.5 x 33 | x 12 | 48.00 |



TIN PAIL ARROW DESIGN 23CM



| F/CODE | D x H CM | UNIT | £ |
|--------|----------|------|--------|
| DIAD23 | 23 x 17 | x 36 | 102.00 |



TIN PAIL ARROW DESIGN 33CM



| F/CODE | D x H CM | UNIT | £ |
|--------|-----------|------|-------|
| DIAD33 | 33.5 x 28 | x 12 | 68.00 |



*It's all about
the garden*



TIN PLANTERS LIFE BEGAN IN A GARDEN MIXED COLOURS

| F/CODE | D x H CM | UNIT | £ |
|---------|-----------|------|-------|
| TPLB165 | 16.5 x 15 | x 48 | 72.00 |
| TPLB188 | 18.8 x 17 | x 36 | 60.00 |



TIN DRUM GARDEN DESIGN SET OF 2

| F/CODE | D x H CM | UNIT | £ |
|----------|--------------------|------|-------|
| TP19M186 | 16 x 20 20 x 23 | x 9 | 76.00 |



TIN PLANTER VINTAGE CRISS CROSS ROUND



TIN PLANTER VINTAGE CRISS CROSS TROUGH



| F/CODE | D x H CM | UNIT | £ |
|--------|-----------|------|-------|
| DIVCCR | 29 x 29.5 | x 12 | 78.00 |

| F/CODE | L x W x H CM | UNIT | £ |
|--------|--------------------|------|-------|
| DIVCCT | 39.7 x 21.5 x 31.5 | x 12 | 88.00 |



TIN PAIL TALL RUSTY HEART MIXED COLOURS

| F/CODE | D x H CM | UNIT | £ |
|---------|-------------|------|-------|
| TPRUSTP | 15.5 x 19.5 | x 36 | 54.00 |



TIN TROUGH MIXED SPRING DESIGN



| F/CODE | L x W x H CM | UNIT | £ |
|-----------|--------------|------|-------|
| TP161001M | 28 x 15 x 10 | x 40 | 56.00 |

Hanging Tin
Planters



Fuchsia



Lilac



Pale Pink



METAL HANGING POTS MIXED COLOURS



| F/CODE | D x H CM | UNIT | £ |
|---------|----------------|------|-------|
| MTHPOT1 | 16.5 x 16.5/35 | x 24 | 42.00 |



Sage Green



Petrol Blue



Duck Egg



METAL HANGING POTS MIXED COLOURS



| F/CODE | D x H CM | UNIT | £ |
|---------|----------------|------|-------|
| MTHPOT2 | 16.5 x 16.5/35 | x 24 | 42.00 |



TIN HANGING POT VINTAGE WHITEWASH



| F/CODE | D x H CM | UNIT | £ |
|--------|------------|------|-------|
| DIVWHP | 19 x 16/37 | x 12 | 36.00 |



TIN HANGING TROUGH VINTAGE WHITEWASH



| F/CODE | L x W x H CM | UNIT | £ |
|---------|--------------|------|-------|
| DIVWHP2 | 35 x 18 x 18 | x 12 | 48.00 |

Pots
Baskets
Planters

Wobble Head
Hanging Baskets
& Planters



WOBBLEHEAD METAL PRINCESS BASKET



| F/CODE | SIZE CM | UNIT | £ |
|--------|---------|------|-------|
| MTPRIN | 28 | x 24 | 80.00 |



WOBBLEHEAD METAL COWBOY BASKET



| F/CODE | SIZE CM | UNIT | £ |
|--------|---------|------|-------|
| MTCOW | 28 | x 24 | 80.00 |



WOBBLEHEAD METAL PIRATE POT



| F/CODE | D x H CM | UNIT | £ |
|----------|-------------|------|-------|
| MT11PIRA | 11 x 9/14.5 | x 24 | 15.00 |
| MT14PIRA | 14 x 14/18 | x 24 | 40.00 |



WOBBLEHEAD METAL COWBOY POT



| F/CODE | D x H CM | UNIT | £ |
|---------|-------------|------|-------|
| MT11COW | 11 x 9/14.5 | x 24 | 15.00 |
| MT14COW | 14 x 14/18 | x 24 | 40.00 |



WOBBLEHEAD METAL LADYBIRD POT



| F/CODE | D x H CM | UNIT | £ |
|----------|-------------|------|-------|
| MT11LADY | 11 x 9/14.5 | x 24 | 15.00 |
| MT14LADY | 14 x 14/18 | x 24 | 40.00 |



WOBBLEHEAD METAL BEE POT



| F/CODE | D x H CM | UNIT | £ |
|---------|-------------|------|-------|
| MT11BEE | 11 x 9/14.5 | x 24 | 15.00 |
| MT14BEE | 14 x 14/18 | x 24 | 40.00 |



WOBBLEHEAD METAL PRINCESS POT



| F/CODE | D x H CM | UNIT | £ |
|----------|-------------|------|-------|
| MT11PRIN | 11 x 9/14.5 | x 24 | 15.00 |



VINTAGE SUMMER RANGE MIXED DESIGNS



| F/CODE | D x H CM | UNIT | £ |
|--------|-------------|------|-------|
| TP1721 | 15.5 x 12.5 | x 24 | 26.00 |

Pots Baskets Planters

Tin Animal Planters

POTS BASKETS PLANTERS



GARDEN ORNAMENT UNICORN WITH PLANT POT

| F/CODE | L x W x H CM | P/AREA CM | UNIT | £ |
|--------|----------------|-----------|------|-------|
| GOPUNI | 44 x 13.5 x 52 | 13 x 13 | x 6 | 60.00 |



GARDEN ORNAMENT GIRAFFE WITH PLANT POT

| F/CODE | L x W x H CM | P/AREA CM | UNIT | £ |
|--------|----------------|-----------|------|-------|
| GOPGIR | 31 x 14 x 63.5 | 13 x 13 | x 6 | 60.00 |



GARDEN ORNAMENT ZEBRA WITH PLANT POT

| F/CODE | L x W x H CM | P/AREA CM | UNIT | £ |
|--------|----------------|-----------|------|-------|
| GOPZEB | 44 x 13.5 x 52 | 13 x 13 | x 6 | 60.00 |

Garden ornament planters



GARDEN ORNAMENT WADING BIRD WITH PLANT POT

| F/CODE | L x W x H CM | P/AREA CM | UNIT | £ |
|--------|--------------|-----------|------|-------|
| GOPWAD | 42 x 22 x 62 | 19.5 x 12 | x 6 | 60.00 |



GARDEN ORNAMENT STORK WITH PLANT POT

| F/CODE | L x W x H CM | P/AREA CM | UNIT | £ |
|--------|----------------|-----------|------|-------|
| GOPSTO | 48.5 x 22 x 64 | 19.5 x 12 | x 6 | 60.00 |



GARDEN ORNAMENT HERON WITH PLANT POT

| F/CODE | L x W x H CM | P/AREA CM | UNIT | £ |
|--------|--------------|-----------|------|-------|
| GOPHER | 40 x 23 x 61 | 19.5 x 12 | x 6 | 60.00 |

Pots
Baskets
Planters

Metal Planters



CROWN FRAME WITH 18CM ZINC POT BLACK



| F/CODE | W x H CM | P/AREA CM | UNIT | £ |
|----------|-----------|-----------|------|-------|
| TACR27BL | 27.5 x 36 | 18 x 9 | x 9 | 84.50 |



CROWN FRAME WITH 15CM ZINC POT RUST



| F/CODE | W x H CM | P/AREA CM | UNIT | £ |
|----------|----------|-----------|------|-------|
| TACR24RU | 24 x 31 | 15 x 8 | x 9 | 64.00 |



**ZINC BIRDCAGE
GREY**



| F/CODE | W x H CM | P/AREA | UNIT | £ |
|----------|-----------|---------|------|-------|
| TABC17GR | 17 x 43.5 | 17 x 10 | x 12 | 96.00 |



**HALF BIRDCAGE PLANTER
ON PEDESTAL 21CM BASKET**



| F/CODE | W x H CM | P/AREA CM | UNIT | £ |
|--------|----------|-----------|------|--------|
| HBCPOP | 23 x 63 | 21 x 11 | x 8 | 120.00 |



**HANGING PLANTER (VINTAGE)
WITH HOOK HANDLE GREY**




| F/CODE | D x H CM | UNIT | £ |
|--------|------------|------|-------|
| HPHGG | 18 x 30/49 | x 8 | 98.00 |



**BIRDCAGE BLACK
19CM ZINC POT WHITEWASHED**



| F/CODE | W x H CM | P/AREA | UNIT | £ |
|----------|----------|---------|------|-------|
| TABC19WW | 19 x 47 | 19 x 10 | x 9 | 96.00 |



Novelty Tin



GARDEN PLANTER CHICKEN



| F/CODE | L x W x H CM | P/AREA CM | UNIT | £ |
|----------|--------------|-----------|------|-------|
| LICHICKP | 21 x 14 x 33 | 10 x 9 | x 12 | 41.40 |



GARDEN PLANTER SWAN



| F/CODE | L x W x H CM | P/AREA CM | UNIT | £ |
|---------|--------------|-----------|------|-------|
| LISWANP | 21 x 14 x 33 | 10 x 9 | x 12 | 41.40 |



PLANTER BIRD ON A WIRE



| F/CODE | L x W x H CM | P/AREA CM | UNIT | £ |
|---------|--------------|-----------|------|-------|
| LIBIRDP | 20 x 15 x 48 | 10 x 9 | x 20 | 55.89 |



PLANTER SWINGING DOG



| F/CODE | W x H CM | P/AREA CM | UNIT | £ |
|----------|----------|-----------|------|-------|
| LISWINGD | 28 x 35 | 10 x 9 | x 8 | 47.61 |



WOBBLY HEAD PLANTER DOG



| F/CODE | L x W x H CM | P/AREA CM | UNIT | £ |
|---------|--------------|------------|------|-------|
| LIDOGWH | 31 x 17 x 18 | 11.5 x 9.3 | x 8 | 28.98 |



FIGURINE WITH POT BOY



| F/CODE | L x W x H CM | P/AREA CM | UNIT | £ |
|--------|--------------|-----------|------|-------|
| LIBOY | 19 x 13 x 31 | 10 x 9 | x 4 | 20.70 |

We stock a selection of novelty, classic and contemporary festive planters, labels, picks and decorations.

Visit our showroom or request a copy of our Christmas Catalogue.



Christmas

RANGE

Wooden Planters

Burnt Wood



BURNT WOOD OVAL

| F/CODE | L x W x H CM | £ EACH |
|--------|--------------|--------|
| WOODAI | 31 x 15 x 11 | 4.75 |
| WOODAE | 39 x 23 x 17 | 10.25 |
| WOODAF | 45 x 27 x 19 | 10.50 |
| WOODAG | 51 x 31 x 21 | 11.85 |



BURNT WOOD ROUND

| F/CODE | D x H CM | £ EACH |
|--------|----------|--------|
| WOODAH | 21 x 13 | 4.00 |
| WOODAD | 24 x 15 | 4.30 |
| WOODAC | 30 x 17 | 6.25 |
| WOODAB | 38 x 20 | 10.25 |
| WOODAA | 45 x 23 | 12.00 |



PASTEL PLANTER ROUND

| F/CODE | D x H CM | COLOUR | £ EACH |
|----------|----------|------------|--------|
| WOOD26DP | 26 x 18 | Dark Pink | 6.00 |
| WOOD26LP | 26 x 18 | Light Pink | 6.00 |
| WOOD26GR | 26 x 18 | Grey | 6.00 |
| WOOD26DG | 26 x 18 | Dark Green | 6.00 |
| WOOD26PG | 26 x 18 | Pale Green | 6.00 |
| WOOD26PB | 26 x 18 | Pale Blue | 6.00 |

Handle Wood Trough



WOODEN TROUGH GARDEN SET OF 2

| F/CODE | DESC | L x W x H CM | UNIT | £ |
|---------|------|-------------------|------|--------|
| WOODGS2 | S | 23 x 14 x 8.5/22 | x 24 | 125.00 |
| | M | 29 x 18 x 10.5/27 | | |



WOODEN TROUGH BOUTIQUE DE FLEURS

| F/CODE | L x W x H CM | UNIT | £ |
|----------|----------------|------|-------|
| WOODTBDF | 28 x 17.5 x 11 | x 24 | 66.00 |



WOODEN TROUGH HOME & GARDEN

| F/CODE | L x W x H CM | UNIT | £ |
|----------|-----------------|------|--------|
| TAWT20HG | 20 x 12 x 10/30 | x 44 | 105.00 |



WOODEN TRUG STEPPED TOP SET OF 2

| F/CODE | DESC | L x W x H CM | UNIT | £ |
|--------|------|-------------------|------|-------|
| WOODST | S | 28.5 x 13 x 11/29 | x 8 | 49.68 |
| | L | 32 x 17 x 12/32.5 | | |



Wooden Troughs



WOODEN TROUGH FARMERS MARKET



| F/CODE | L x W x H CM | UNIT | £ |
|--------|------------------|------|-------|
| WOODFM | 30.5 x 16.5 x 14 | x 24 | 80.00 |



WOODEN TROUGH OUR GARDEN



| F/CODE | L x W x H CM | UNIT | £ |
|--------|--------------|------|--------|
| WOODOG | 25 x 15 x 8 | x 56 | 116.00 |



WOODEN TROUGH STONE EFFECT MUM



| F/CODE | L x W x H CM | P/AREA EACH CM | UNIT | £ |
|----------|------------------|----------------|------|-------|
| PL145776 | 35 x 12.5 x 11.5 | 10 x 11 x 11 | x 16 | 68.00 |



WOODEN TROUGH STONE EFFECT ABC



| F/CODE | L x W x H CM | P/AREA EACH CM | UNIT | £ |
|-----------|------------------|----------------|------|-------|
| WOODSEABC | 35 x 12.5 x 11.5 | 10 x 11 x 11 | x 16 | 47.20 |

Wood Hearts



WOODEN PLANTER SQUARE WITH HEART GREY 

| F/CODE | L x W x H CM | UNIT | £ |
|----------|--------------|------|--------|
| WOODSQGH | 20 x 20 x 20 | x 32 | 128.00 |



WOODEN PLANTER SQUARE WITH HEART WHITE 

| F/CODE | L x W x H CM | UNIT | £ |
|----------|--------------|------|--------|
| WOODSQWH | 21 x 21 x 18 | x 32 | 115.00 |



WOODEN TROUGH WITH HEART 

| F/CODE | L x W x H CM | UNIT | £ |
|----------|--------------|------|-------|
| WOODTH28 | 28 x 10 x 14 | x 30 | 78.00 |



WOODEN TROUGH WITH HEART PINK/WHITE 

| F/CODE | L x W x H CM | UNIT | £ |
|---------|--------------|------|-------|
| WOODTPH | 30 x 17 x 12 | x 24 | 66.00 |





Novelty Wood



TEAPOT FLOWER & GARDEN



| F/CODE | L x W x H CM | UNIT | £ |
|---------|--------------|------|-------|
| WOODFGT | 48 x 21 x 20 | x 12 | 86.00 |



DISTRESSED WHEELBARROW

| F/CODE | L x W x H CM | P/AREA CM | UNIT | £ |
|--------|--------------|--------------|------|-------|
| WOODDB | 30 x 9 x 14 | 15 x 8.5 x 8 | x 24 | 72.00 |



WOOD PLANTER TRIKE WITH SPADE

| F/CODE | L x W x H CM | P/AREA CM | UNIT | £ |
|---------|------------------|--------------|------|-------|
| WOODTRS | 31.5 x 13 x 17.5 | 17 x 10 x 10 | x 12 | 55.89 |



WOOD TRIKE

| F/CODE | L x W x H CM | P/AREA CM | UNIT | £ |
|---------|----------------|-----------|------|-------|
| WOODTRI | 28 x 18.5 x 19 | 17 x 13 | x 12 | 68.31 |

Metal Wood Planters



WOODEN PLANTER TALL BUTTERFLY

| F/CODE | D x H x TH CM | UNIT | £ |
|---------|----------------|------|-------|
| WOODTBF | 14.5 x 11 x 44 | x 12 | 62.10 |



WOODEN PLANTER TAP & PAIL

| F/CODE | L x W x H x TH CM | UNIT | £ |
|---------|--------------------|------|-------|
| WOODTAP | 17 x 17 x 7.5 x 28 | x 24 | 93.15 |



WOOD SQUARE MESH PLANTER

| F/CODE | L x W x H CM | UNIT | £ |
|--------|-----------------|------|-------|
| WOODMP | 15 x 15 x 10/29 | x12 | 68.31 |



METAL FRAME HOUSE PLANTER & TROUGH

| F/CODE | L x W x H CM | P/AREA CM | UNIT | £ |
|--------|-----------------|-------------|------|-------|
| MTFGH | 27 x 15 x 10/47 | 22 x 10 x 9 | x 16 | 86.00 |



TRIPLE WINDOW PLANTER

| F/CODE | L x W x H CM | P/AREA EACH CM | UNIT | £ |
|--------|---------------|----------------|------|-------|
| DEAL2 | 27 x 9.5 x 27 | 8.4 x 5 | x 8 | 24.00 |

Pots Baskets Planters

Ceramic Planters

Our contemporary range of ceramic planters offer:

- Quality
- Style
- Value



POTS BASKETS PLANTERS



CERAMIC DIMPLE HEART PLANTER WITH FEET

| F/CODE | D x H CM | UNIT | £ |
|---------|-----------|------|-------|
| CER1618 | 11.6 x 10 | x 36 | 66.00 |
| CER1619 | 14.5 x 14 | x 12 | 38.00 |



CERAMIC PLANTER NEST
GREY

| F/CODE | D x H CM | UNIT | £ |
|--------|----------|------|-------|
| CER202 | 15 x 12 | x 18 | 46.80 |



CERAMIC PLANTER PEAKS DESIGN
TEAL

| F/CODE | D x H CM | UNIT | £ |
|--------|-----------|------|-------|
| CER203 | 15.5 x 14 | x 9 | 26.70 |



CERAMIC PLANTER
GOLD SWIRL

| F/CODE | D x H CM | UNIT | £ |
|--------|-------------|------|-------|
| CERGS | 15.2 x 12.7 | x 18 | 66.00 |



CERAMIC PLANTER CLASSIC DESIGN MIXED COLOURS 

| F/CODE | D x H CM | UNIT | £ |
|----------|-----------|------|-------|
| CER63225 | 15.5 x 13 | x 12 | 36.00 |



**CERAMIC BASKET
DUSTY PINK SET OF 3** 

| F/CODE | D x H CM | UNIT | £ |
|---------|-------------|------|-------|
| CERSET3 | 7.5 x 7 | x 24 | 72.00 |
| | 11 x 10 | | |
| | 12.5 x 10.8 | | |



**CERAMIC PLANTER BUTTERFLY
DUSTY PINK/GREY SET OF 4** 

| F/CODE | D x H CM | UNIT | £ |
|---------|-------------|------|-------|
| CERSET4 | 7.6 x 7.1 | x 12 | 81.60 |
| | 10.6 x 10 | | |
| | 14.3 x 12 | | |
| | 17.2 x 14.8 | | |



CERAMIC PLANTER TWO TONE GREY SET OF 2

| F/CODE | D x H CM | UNIT | £ |
|---------|-------------|------|-------|
| CERSET2 | 13.2 x 11.9 | x 8 | 45.00 |
| | 18.1 x 14.7 | | |



CERAMIC PLANTER LEAF DESIGN MIXED COLOURS

| F/CODE | D x H CM | UNIT | £ |
|----------|-----------|------|-------|
| CER10472 | 13 x 10.5 | x 24 | 56.00 |



CERAMIC PLANTER BEE EMBLEM MIXED COLOURS

| F/CODE | D x H CM | UNIT | £ |
|----------|-----------|------|-------|
| CER18013 | 15.2 x 14 | x 12 | 42.00 |



CERAMIC PLANTER HONEYCOMB



| F/CODE | D x H CM | UNIT | £ |
|----------|-----------|------|-------|
| CER12609 | 18.5 x 18 | x 8 | 44.00 |



CERAMIC PLANTER DIMPLE
MIXED COLOURS



| F/CODE | D x H CM | UNIT | £ |
|--------|-------------|------|-------|
| CER35 | 14.8 x 12.7 | x 16 | 32.00 |



CERAMIC PLANTER LINEAR
MIXED COLOURS



| F/CODE | D x H CM | UNIT | £ |
|--------|-------------|------|-------|
| CER38 | 13.5 x 12.4 | x 36 | 48.00 |



CERAMIC PLANTER SWIRL
MIXED COLOURS



| F/CODE | D x H CM | UNIT | £ |
|--------|-------------|------|-------|
| CER40 | 14.2 x 12.4 | x 18 | 40.00 |



CERAMIC PLANTER CUBE
MIXED COLOURS



| F/CODE | D x H CM | UNIT | £ |
|--------|-----------|------|-------|
| CER58 | 13 x 12.5 | x 36 | 48.00 |



CERAMIC PLANTER NORDIC FACES MIXED COLOURS



| F/CODE | D x H CM | UNIT | £ |
|--------|-----------|------|-------|
| CER229 | 14 x 13.5 | x 12 | 33.00 |



CERAMIC PLANTER OWL MIXED COLOURS



| F/CODE | D x H CM | UNIT | £ |
|--------|-------------|------|-------|
| CEROWL | 12.3 x 12.3 | x 36 | 60.00 |



HANGING CAT PLANTER



| F/CODE | D x H CM | UNIT | £ |
|--------|----------|------|-------|
| CER227 | 11.5 x 8 | x 32 | 76.00 |



CERAMIC TALL CAT PLANTER



| F/CODE | D x H CM | UNIT | £ |
|----------|-----------|------|-------|
| CERCAT12 | 12.3 x 15 | x 18 | 44.00 |
| CERCAT20 | 20 x 24.3 | x 4 | 44.00 |



CERAMIC PINK POLKA-DOT BOOTS PLANTER

| F/CODE | L x W x H CM | UNIT | £ |
|---------|------------------|------|-------|
| CERBOOT | 18.5 x 17.3 x 20 | x 8 | 58.00 |



CERAMIC POTS SUNBURST PASTEL MIXED COLOURS

| F/CODE | D x H x B CM | UNIT | £ |
|--------|-------------------|------|-------|
| CERSBS | 12.2 x 12.2 x 9.8 | x 36 | 52.00 |
| CERSBL | 15 x 12.5 x 13 | x 18 | 46.00 |



CERAMIC WATER CAN PLANTER RIBBED

| F/CODE | L x W x H CM | P/AREA | COLOUR | UNIT | £ |
|---------|-----------------|--------|--------|------|-------|
| CERCANG | 22 x 11.2 x 9.1 | 11 x 9 | Grey | x 24 | 54.65 |
| CERCANC | 22 x 11.2 x 9.1 | 11 x 9 | Cream | x 24 | 54.65 |



CERAMIC PLANTER HOUSE WHITE



| F/CODE | L x W x H CM | P/AREA | UNIT | £ |
|--------|------------------|--------|------|-------|
| CERHW | 11 x 10.8 x 12.6 | 10 x 9 | x 24 | 44.00 |



CERAMIC PLANTER HOUSE RED



| F/CODE | L x W x H CM | P/AREA | UNIT | £ |
|--------|------------------|--------|------|-------|
| CERHR | 11 x 10.8 x 12.6 | 10 x 9 | x 24 | 44.00 |



CERAMIC PLANTER DOG



| F/CODE | L x W x H CM | P/AREA CM | UNIT | £ |
|--------|------------------|-----------|------|-------|
| CERDOG | 14.5 x 13.8 x 10 | 9 x 9 | x 24 | 48.00 |



CERAMIC PLANTER CAT



| F/CODE | L x W x H CM | P/AREA CM | UNIT | £ |
|--------|----------------|-----------|------|-------|
| CERCAT | 18 x 10.5 x 15 | 9 x 9 | x 24 | 48.00 |



TERRACOTTA PLANTER OWL

| F/CODE | L x W x H CM | UNIT | £ |
|----------|----------------|------|-------|
| TEI21005 | 10.5 x 11 x 10 | x 36 | 10.00 |



TERRACOTTA PLANTER CHERUB

| F/CODE | D x H CM | UNIT | £ |
|-----------|----------|------|-------|
| TEI085695 | 12 x 11 | x 48 | 26.00 |

Seasonal Easter Ceramics

new



CERAMIC PLANTERS SPRING COLLECTION MIXED DESIGNS

| F/CODE | DESC | L x W x H CM | UNIT | £ |
|---------|--------|-------------------|------|-------|
| CEREAST | Lamb | 12.5 x 8.5 x 11 | x 24 | 36.00 |
| | Rabbit | 11.7 x 8.7 x 11 | | |
| | Duck | 11.8 x 8.8 x 10.8 | | |



new



CERAMIC PLANTER EASTER EGG MIXED DESIGNS

| F/CODE | D x H CM | UNIT | £ |
|--------|----------|------|-------|
| CEREGG | 12 x 10 | x 36 | 48.00 |

CERAMIC PLANTER EASTER BUNNY

| F/CODE | L x W x H CM | UNIT | £ |
|--------|------------------|------|-------|
| CERBUN | 13.3 x 11.3 x 13 | x 24 | 36.00 |



CERAMIC PLANTER BUTTERFLY MIXED COLOURS

| F/CODE | D x H CM | UNIT | £ |
|--------|------------|------|-------|
| CERBUT | 12.2 x 9.5 | x 36 | 44.00 |



SUMMER GARDEN



new



Cement Planters

new



*Solar
and Lunar*

CEMENT SUN PLANTER



| F/CODE | D x H CM | P/AREA CM | UNIT | £ |
|-------------|-------------|-------------|------|-------|
| FLY051240-2 | 14.8 x 13.8 | 11.5 x 12.5 | x 12 | 33.00 |
| FLY051240-1 | 18.2 x 16.6 | 14.7 x 15 | x 6 | 33.00 |

CEMENT SUN/MOON PLANTER



| F/CODE | D x H CM | P/AREA CM | UNIT | £ |
|-------------|-------------|-------------|------|-------|
| FLY051241-2 | 14 x 13.9 | 11.5 x 12.5 | x 12 | 33.00 |
| FLY051241-1 | 17.8 x 16.4 | 14.7 x 15 | x 6 | 33.00 |



Grey Planters

new



new



CEMENT PLANTER WET MY PLANTS



CEMENT PLANTER GARDEN INSECTS MIXED DESIGNS



| F/CODE | D x H CM | UNIT | £ |
|-----------|-------------|------|-------|
| FLY051359 | 13.6 x 13.5 | x 12 | 32.00 |

| F/CODE | D x H CM | UNIT | £ |
|------------|-------------|------|-------|
| FLY0513553 | 14.1 x 13.6 | x 12 | 32.00 |



Indoor/outdoor
Cement Planters



CEMENT PLANTER ON LEGS MIXED DESIGNS



| F/CODE | D x H CM | UNIT | £ |
|----------|---------------|------|-------|
| FLY0149A | 12 x 8.9/10.8 | x 8 | 24.00 |
| FLY0149B | 15 x 13/16 | x 6 | 26.00 |



CEMENT PLANTER AZTEC



| F/CODE | D x H CM | UNIT | £ |
|----------|-----------|------|-------|
| FLY4319S | 15 x 13.9 | x 12 | 32.80 |
| FLY4319L | 18 x 16 | x 8 | 32.00 |



CEMENT BUDDHA HEAD



| F/CODE | D x H CM | UNIT | £ |
|-----------|-------------|------|-------|
| FLY205972 | 16.6 x 18.5 | x 6 | 30.00 |
| FLY205971 | 19.5 x 22.2 | x 4 | 31.00 |

Pots
Baskets
Planters

Novelty Cement



As ha-pea as



CEMENT PEAS IN A POD



| F/CODE | L x W x H CM | P/AREA EACH CM | UNIT | £ |
|----------|-------------------|----------------|------|-------|
| FLY20130 | 25.2 x 10.1 x 8.6 | 7 x 7 | x 12 | 44.00 |



CEMENT PLANTER FACE WITH SPECTACLES



| F/CODE | D x H CM | UNIT | £ |
|------------|-------------|------|-------|
| FLY051020S | 13.4 x 12 | x 12 | 30.00 |
| FLY051020M | 15.8 x 14.2 | x 8 | 30.00 |
| FLY051020L | 21 x 16.8 | x 4 | 26.00 |



CEMENT PLANTER TOADSTOOL



| F/CODE | L x W x H CM | P/AREA CM | UNIT | £ |
|-----------|------------------|-----------|------|-------|
| FLY20143L | 21.5 x 18 x 18.1 | 12 x 15 | x 6 | 36.00 |



CEMENT PLANTER ACORN



| F/CODE | L x W x H CM | P/AREA CM | UNIT | £ |
|-----------|--------------------|-------------|------|-------|
| FLY20160M | 21.8 x 14.9 x 13.8 | 13 x 9 x 10 | x 8 | 32.00 |



new



CEMENT PLANTER GNOMES MIXED COLOURS



| F/CODE | L x W x H CM | P/AREA CM | UNIT | £ |
|-------------|--------------|-----------|------|-------|
| FLY11814-10 | 16 x 11 x 14 | 10 x 10 | x 24 | 60.00 |



CEMENT PLANTER FROG WITH CLAY PIPE

| F/CODE | L x W x H CM | P/AREA CM | UNIT | £ |
|-----------|--------------------|-----------|------|-------|
| FLY20170S | 16.8 x 15.9 x 13.5 | 9 x 10 | x 8 | 28.80 |



CEMENT PLANTER TURTLE WITH CLAY PIPE

| F/CODE | L x W x H CM | P/AREA CM | UNIT | £ |
|-----------|--------------------|-----------|------|-------|
| FLY20172S | 17.5 x 16.3 x 12.8 | 9 x 10 | x 8 | 28.80 |



CEMENT PLANTER SNAIL WITH CLAY PIPE

| F/CODE | L x W x H CM | P/AREA CM | UNIT | £ |
|-----------|------------------|-----------|------|-------|
| FLY20171S | 19 x 13.4 x 13.3 | 9 x 10 | x 8 | 28.80 |



CEMENT LOG WITH OWL



CEMENT TEAPOT WITH FROG



CEMENT JUG WITH HEDGEHOG



| F/CODE | L x W x H CM | UNIT | £ |
|----------|--------------------|------|-------|
| FLY17038 | 23.5 x 18.6 x 15.5 | x 3 | 18.75 |

| F/CODE | L x W x H CM | UNIT | £ |
|-----------|--------------------|------|-------|
| FLY177879 | 25.2 x 14.5 x 15.1 | x 6 | 33.00 |

| F/CODE | L x W x H CM | UNIT | £ |
|----------|--------------------|------|-------|
| FLY17034 | 20.7 x 16.5 x 15.2 | x 6 | 26.00 |



CEMENT PLANTER BUTTERFLY



CEMENT PLANTER DRAGONFLY



| F/CODE | L x W x H CM | P/AREA CM | UNIT | £ |
|-----------|------------------|-----------|------|-------|
| FLY051121 | 20.8 x 18 x 11.5 | 8 x 11 | x 6 | 28.00 |

| F/CODE | L x W x H CM | P/AREA CM | UNIT | £ |
|-----------|-------------------|------------|------|-------|
| FLY051122 | 15.8 x 14.3 x 8.9 | 11.5 x 9.5 | x 12 | 31.00 |

Angel Planters



CEMENT PLANTER ANGEL GOLD



| F/CODE | L x W x H CM | P/AREA CM | UNIT | £ |
|----------|----------------|-----------|------|-------|
| FLY19610 | 28 x 16.5 x 23 | 15 x 14 | x 3 | 27.00 |



CEMENT PLANTER ANGEL SILVER



| F/CODE | L x W x H CM | P/AREA CM | UNIT | £ |
|----------|----------------|-----------|------|-------|
| FLY19611 | 28 x 16.5 x 23 | 15 x 14 | x 3 | 27.00 |



CEMENT PLANTER FACE



| F/CODE | D x H CM | UNIT | £ |
|----------|-------------|------|-------|
| FLY14133 | 14.5 x 15.8 | x 4 | 19.00 |



CEMENT PLANTER WHITE FACED OWL



| F/CODE | D x H CM | P/AREA CM | UNIT | £ |
|----------|----------|-----------|------|-------|
| FLY48890 | 15 x 13 | 10 x 10 | x 8 | 21.00 |

Bark Effect Planters



CEMENT PLANTER SLOTH ON BARK

| F/CODE | L x W x H CM | P/AREA CM | UNIT | £ |
|----------|----------------|-----------|------|-------|
| FLY19390 | 19.2 x 14 x 18 | 13 x 17 | x 6 | 26.00 |



CEMENT PLANTER SLOTH ON BIRCH

| F/CODE | L x W x H CM | P/AREA CM | UNIT | £ |
|----------|------------------|-----------|------|-------|
| FLY19391 | 18 x 13.9 x 19.6 | 13 x 15 | x 6 | 26.00 |



CEMENT PLANTER OWL

| F/CODE | L x W x H CM | P/AREA CM | UNIT | £ |
|----------|----------------|-----------|------|-------|
| FLY15286 | 22 x 20.4 x 18 | 13 x 14 | x 3 | 22.50 |



CEMENT PLANTER CAT

| F/CODE | L x W x H CM | P/AREA CM | UNIT | £ |
|----------|------------------|-----------|------|-------|
| FLY15288 | 28 x 18.6 x 17.7 | 10 x 13 | x 4 | 30.00 |



CEMENT PLANTER DOG

| F/CODE | L x W x H CM | P/AREA CM | UNIT | £ |
|----------|------------------|-----------|------|-------|
| FLY15282 | 27 x 18.3 x 17.5 | 10 x 13 | x 3 | 20.00 |



CEMENT POT FAIRY 16.5CM

| F/CODE | D x H CM | UNIT | £ |
|----------|-----------|------|-------|
| FLY17050 | 16.5 x 13 | x 9 | 24.00 |



CEMENT POT FAIRY 20CM

| F/CODE | D x H CM | UNIT | £ |
|-----------|----------|------|-------|
| FLY170501 | 20 x 15 | x 4 | 24.00 |



CEMENT POT FAIRY 23.5CM

| F/CODE | D x H CM | UNIT | £ |
|----------|-------------|------|-------|
| FLY17049 | 23.5 x 12.5 | x 4 | 24.50 |

Cement Animals



CEMENT FROG IN A POT



| F/CODE | D x H CM | P/AREA CM | UNIT | £ |
|----------|-------------|-----------|------|-------|
| FLY20184 | 15.9 x 17.9 | 15.9 x 13 | x 8 | 33.50 |



CEMENT HEDGEHOG IN A POT



| F/CODE | D x H CM | P/AREA CM | UNIT | £ |
|----------|-------------|-----------|------|-------|
| FLY20182 | 20.5 x 16.4 | 12 x 11 | x 8 | 34.00 |



CEMENT PIG IN A TROUGH



| F/CODE | L x W x H CM | P/AREA CM | UNIT | £ |
|----------|------------------|--------------|------|-------|
| FLY20183 | 19.7 x 13.4 x 15 | 17 x 10 x 10 | x 8 | 37.00 |



CEMENT TROUGH RABBITS IN A BASKET



| F/CODE | L x W x H CM | P/AREA CM | UNIT | £ |
|-----------|------------------|-------------|------|-------|
| FLY051100 | 25.8 x 14.6 x 17 | 14 x 9 x 10 | x 4 | 22.50 |

new



CEMENT PLANTER DOG BROWN

| F/CODE | L x W x H CM | P/AREA | UNIT | £ |
|-----------|--------------------|-----------|------|-------|
| FLY051238 | 25.2 x 13.3 x 13.6 | 10.2 x 12 | x 6 | 30.00 |

new



CEMENT PLANTER CAT ORANGE

| F/CODE | L x W x H CM | P/AREA | UNIT | £ |
|-----------|--------------------|-----------|------|-------|
| FLY051236 | 24.6 x 13.6 x 13.8 | 10.2 x 12 | x 6 | 30.00 |

new



CEMENT PLANTER DOG GREY

| F/CODE | L x W x H CM | P/AREA | UNIT | £ |
|-----------|--------------------|-----------|------|-------|
| FLY051239 | 25.2 x 13.3 x 13.6 | 10.2 x 12 | x 6 | 30.00 |

new



CEMENT PLANTER BULLDOG

| F/CODE | L x W x H CM | P/AREA | UNIT | £ |
|-------------|--------------------|------------------|------|-------|
| FLY051215-2 | 20 x 18.6 x 14.3 | 11.5 x 8.2 x 12 | x 8 | 40.00 |
| FLY051215-1 | 24.9 x 23.9 x 17.5 | 14.6 x 10.7 x 15 | x 4 | 32.00 |



CEMENT PLANTER PINK TULIP

| F/CODE | D x H CM | UNIT | £ |
|-----------|-------------|------|-------|
| FLY20120L | 12.4 x 11.6 | x 16 | 24.00 |



CEMENT PLANTER CACTUS

| F/CODE | D x H CM | P/AREA CM | UNIT | £ |
|------------|-----------|-----------|------|-------|
| FLY17002-2 | 14.6 x 10 | 8 x 11 | x 12 | 32.00 |

Vintage vehicles



Vintage Vehicles



CEMENT PLANTER RED CAR



| F/CODE | L x W x H CM | P/AREA CM | UNIT | £ |
|-----------|------------------|-------------|------|-------|
| FLY1531-1 | 26 x 13.9 x 11.2 | 10 x 7 x 10 | x 4 | 24.00 |



CEMENT PLANTER FRENCH CAR



| F/CODE | L x W x H CM | P/AREA CM | UNIT | £ |
|---------|----------------|-----------|------|-------|
| FLY5004 | 22 x 11.7 x 10 | 8 x 6 x 9 | x 8 | 30.00 |



CEMENT PLANTER VINTAGE TRUCK



| F/CODE | L x W x H CM | P/AREA CM | UNIT | £ |
|----------|------------------|-----------|------|-------|
| FLY20106 | 16.9 x 8.7 x 7.8 | 7 x 7 x 7 | x 12 | 30.00 |



CEMENT PLANTER DELIVERY VAN YELLOW



| F/CODE | L x W x H CM | P/AREA CM | UNIT | £ |
|-----------|--------------|------------|------|-------|
| FLY154072 | 21 x 18 x 11 | 10 x 8 x 9 | x 6 | 27.50 |



CEMENT PLANTER RED TRACTOR



CEMENT CARAVAN PLANTER



| F/CODE | L x W x H CM | P/AREA CM | UNIT | £ |
|------------|------------------|-----------|------|-------|
| FLY20108-1 | 21.7 x 15 x 10.6 | 9 x 9 | x 4 | 20.00 |

| F/CODE | L x W x H CM | P/AREA CM | UNIT | £ |
|----------|--------------------|--------------|------|-------|
| FLY20290 | 21.9 x 13.3 x 16.6 | 17 x 10 x 14 | x 4 | 22.00 |



CEMENT PLANTER CAMPERVAN



CEMENT PLANTER RUSTIC CAMPERVAN



| F/CODE | L x W x H CM | P/AREA CM | UNIT | £ |
|----------|----------------|-------------|------|-------|
| FLY15001 | 22.5 x 12 x 10 | 16 x 8 x 10 | x 8 | 30.00 |

| F/CODE | L x W x H CM | P/AREA CM | UNIT | £ |
|----------|--------------------|-------------|------|-------|
| FLY18177 | 22.4 x 11.9 x 10.7 | 16 x 8 x 10 | x 6 | 22.00 |



Cement Animals

new



new



CEMENT PLANTER CHAMELEON



CEMENT PLANTER CROCODILE



| F/CODE | L x W x H CM | P/AREA | UNIT | £ |
|-------------|----------------|---------------|------|-------|
| FLY051219-1 | 34 x 19.8 x 13 | 17 x 8.5 x 11 | x 4 | 31.96 |

| F/CODE | L x W x H CM | P/AREA | UNIT | £ |
|-------------|------------------|------------------|------|-------|
| FLY051218-1 | 36 x 20.3 x 11.4 | 17.5 x 7.6 x 9.5 | x 4 | 32.00 |

REMOVABLE RUBBER PLUG FOR DRAINAGE



new



CEMENT PLANTER LION



new



CEMENT PLANTER ELEPHANT



| F/CODE | L x W x H CM | P/AREA | UNIT | £ |
|-------------|--------------------|------------------|------|-------|
| FLY051214-2 | 20.1 x 15 x 15.8 | 11.5 x 7.5 x 14 | x 8 | 40.00 |
| FLY051214-1 | 26.8 x 19.9 x 19.8 | 15 x 10.3 x 17.3 | x 4 | 32.00 |

| F/CODE | L x W x H CM | P/AREA | UNIT | £ |
|-------------|------------------|--------------------|------|-------|
| FLY051216-2 | 20 x 17.6 x 14.3 | 10.8 x 8.9 x 12 | x 8 | 40.00 |
| FLY051216-1 | 25 x 22 x 17.5 | 14.2 x 10.5 x 16.4 | x 4 | 32.00 |

Garden Décor

Shepherd Hooks

Great for displaying garden baskets, lanterns and bird feeders.

Ground stake dimensions

100cm hooks 11 x 18cm

150cm hooks 15 x 20cm

Metal Shepherd Hooks

new



SHEPHERD'S HOOK DOUBLE FROG

| F/CODE | W x H CM | UNIT | £ |
|--------|----------|------|-------|
| SH3 | 48 x 100 | x 12 | 63.00 |
| SH4 | 48 x 150 | x 12 | 78.00 |

new



SHEPHERD'S HOOK WITH BUTTERFLIES

| F/CODE | W x H CM | UNIT | £ |
|--------|----------|------|-------|
| SH5 | 48 x 100 | x 12 | 63.00 |
| SH6 | 48 x 150 | x 12 | 78.00 |



new



SHEPHERD'S HOOK DOUBLE TWIST

| F/CODE | W x H CM | UNIT | £ |
|--------|----------|------|-------|
| SH1 | 48 x 100 | x 12 | 63.00 |
| SH2 | 48 x 150 | x 12 | 84.00 |

new



SHEPHERD'S HOOK WITH BIRD

| F/CODE | W x H CM | UNIT | £ |
|--------|----------|------|-------|
| SH7 | 24 x 100 | x 12 | 51.00 |
| SH8 | 24 x 150 | x 12 | 69.00 |

new



SHEPHERD'S HOOK WITH BUTTERFLY

| F/CODE | W x H CM | UNIT | £ |
|--------|----------|------|-------|
| SH9 | 24 x 100 | x 12 | 51.00 |
| SH10 | 24 x 150 | x 12 | 69.00 |

new



SHEPHERD'S HOOK FLEUR DE LIS ORNATE

| F/CODE | W x H CM | UNIT | £ |
|--------|----------|------|-------|
| SH11 | 24 x 100 | x 12 | 63.00 |
| SH12 | 24 x 150 | x 12 | 80.00 |

new



SHEPHERD'S HOOK FLEUR DE LIS SINGLE SCROLL

| F/CODE | W x H CM | UNIT | £ |
|--------|----------|------|-------|
| SH13 | 24 x 100 | x 12 | 63.00 |
| SH14 | 24 x 150 | x 12 | 80.00 |

new



SHEPHERD'S HOOK SHOOTING STAR

| F/CODE | W x H CM | UNIT | £ |
|--------|----------|------|-------|
| SH15 | 24 x 100 | x 12 | 63.00 |
| SH16 | 24 x 150 | x 12 | 80.00 |

new



SHEPHERD'S HOOK FLEUR DE LIS CLASSIC

| F/CODE | W x H CM | UNIT | £ |
|--------|----------|------|-------|
| SH17 | 24 x 100 | x 12 | 63.00 |
| SH18 | 24 x 150 | x 12 | 80.00 |

Obelisks

Metal and willow obelisks to help support your plants and enhance your garden.



Metal Obelisks



EGYPTIAN OBELISK



| F/CODE | HEIGHT M | £ EACH |
|---------|----------|--------|
| MTOBE13 | 1.3 | 18.00 |
| MTOBE16 | 1.6 | 28.00 |



STANDARD WALL OBELISK



| F/CODE | HEIGHT M | £ EACH |
|--------|----------|--------|
| MTOBS2 | 2 | 36.00 |

Metal Bird Obelisks



OBELISK METAL ROUND WITH BIRD BLACK



| F/CODE | HEIGHT CM | UNIT | £ |
|-----------|-----------|------|-------|
| OBRBG95B | 95 | x 10 | 60.00 |
| OBRBG127B | 127 | x 8 | 92.00 |



OBELISK METAL ROUND WITH BIRD WHITE



| F/CODE | HEIGHT CM | UNIT | £ |
|----------|-----------|------|-------|
| OBRBG95 | 95 | x 10 | 60.00 |
| OBRBG127 | 127 | x 8 | 92.00 |



Metal Garden
Ornaments

Our new range of
colourful animal
garden ornaments.



GARDEN ORNAMENT PEACOCK LARGE



| F/CODE | L x W x H CM | UNIT | £ |
|--------|--------------|------|-------|
| GOPEAL | 30 x 65 x 63 | x 4 | 96.00 |



GARDEN ORNAMENT PELICAN



| F/CODE | L x W x H CM | UNIT | £ |
|--------|--------------|------|-------|
| GOPEL | 31 x 14 x 31 | x 8 | 68.00 |



GARDEN ORNAMENT TOUCAN



| F/CODE | L x W x H CM | UNIT | £ |
|--------|--------------|------|-------|
| GOTUC | 46 x 13 x 33 | x 8 | 80.00 |



GARDEN ORNAMENT ROOSTER



| F/CODE | L x W x H CM | UNIT | £ |
|--------|--------------|------|-------|
| GOROO | 34 x 15 x 40 | x 8 | 87.00 |



GARDEN ORNAMENT HEN



| F/CODE | L x W x H CM | UNIT | £ |
|--------|--------------|------|-------|
| GOHEN | 34 x 23 x 35 | x 4 | 64.00 |



GARDEN ORNAMENT ROOSTER SMALL



| F/CODE | L x W x H CM | UNIT | £ |
|--------|---------------|------|-------|
| GOROOS | 26 x 9.5 x 28 | x 12 | 78.00 |

GARDEN ORNAMENT DUCK MIXED DESIGNS



| F/CODE | L x W x H CM | UNIT | £ |
|--------|--------------|------|-------|
| GODUCK | 41 x 16 x 40 | x 4 | 48.00 |



GARDEN ORNAMENT STORK



| F/CODE | L x W x H CM | UNIT | £ |
|---------|--------------|------|-------|
| GOSTORK | 50 x 19 x 81 | x 4 | 50.00 |



GARDEN ORNAMENT PEACOCK MIXED DESIGNS



| F/CODE | L x W x H CM | UNIT | £ |
|--------|--------------|------|-------|
| GOPEA | 37 x 12 x 78 | x 4 | 48.00 |



GARDEN ORNAMENT HERON



| F/CODE | L x W x H CM | UNIT | £ |
|---------|--------------|------|-------|
| GOHERON | 50 x 19 x 75 | x 4 | 52.00 |



GARDEN ORNAMENT FLAMINGO MIXED DESIGNS



| F/CODE | L x W x H CM | UNIT | £ |
|--------|--------------|------|-------|
| GOFLAM | 34 x 12 x 78 | x 4 | 46.00 |



GARDEN ORNAMENT GOOSE MIXED DESIGNS



| F/CODE | L x W x H CM | UNIT | £ |
|---------|--------------|------|-------|
| GOGOOSE | 36 x 15 x 43 | x 4 | 44.00 |

Hanging Metal Pot Decorations



LARGE CREATURE POT DECORATIONS MIXED DESIGNS



| F/CODE | DESCRIPTION | SIZE CM | UNIT | £ PER BOX |
|----------|-------------|-----------|------|-----------|
| POTCREAT | Frog | 14.8 x 14 | x 24 | 42.00 |
| | Ant | 12 x 11.8 | | |
| | Lizard | 16.5 x 17 | | |
| | Ladybird | 14 x 12.6 | | |



FROG POT DECORATIONS MIXED COLOURS



| F/CODE | SIZE CM | UNIT | £ PER BOX |
|---------|----------|------|-----------|
| POTFROG | 10.5 x 9 | x 24 | 28.00 |



Cement Garden
Ornaments



CEMENT LABEL WELCOME

| F/CODE | W x H CM | UNIT | £ |
|----------|-------------|------|-------|
| FLY54143 | 16.5 x 24.5 | x 8 | 20.00 |



CEMENT HANGING PLAQUE
BLESS THIS HOME

| F/CODE | W x H CM | UNIT | £ |
|---------|-------------|------|-------|
| FLY5506 | 20.5 x 17.3 | x 8 | 16.50 |

Cement Buddha



CEMENT DECORATIVE ORNAMENT BUDDHA

| F/CODE | L x W x H CM | UNIT | £ |
|----------|--------------|------|-------|
| FLY16048 | 24 x 12 x 31 | x 4 | 27.00 |



Cement Stepping Stones



CEMENT STEPPING STONES AMAZON COLLECTION MIXED DESIGNS



CEMENT STEPPING STONES FLAMINGO MIXED DESIGNS



| F/CODE | D x H CM | UNIT | £ |
|----------|------------|------|-------|
| FLY20115 | 25.5 x 2.8 | x 6 | 24.00 |

| F/CODE | D x H CM | UNIT | £ |
|----------|----------|------|-------|
| FLY20117 | 25.8 x 3 | x 6 | 24.00 |



CEMENT STEPPING STONE FEET WELCOME



CEMENT STEPPING STONE WELCOME TO MY GARDEN



| F/CODE | L x W x H CM | UNIT | £ |
|---------|-------------------|------|-------|
| FLY5503 | 26.1 x 15.5 x 3.5 | x 8 | 21.00 |

| F/CODE | D x H CM | UNIT | £ |
|---------|------------|------|-------|
| FLY1311 | 23.3 x 3.2 | x 6 | 22.00 |

Solar Lights



Cement
Solar Lights

CEMENT GARDEN ORNAMENT WITH SOLAR LIGHT DOG IN KENNEL

| F/CODE | L x W x H CM | UNIT | £ |
|-----------|-------------------|------|-------|
| FLY051057 | 11.3 x 9.2 x 12.3 | x 12 | 45.00 |



**CEMENT GARDEN ORNAMENT
WITH SOLAR LIGHT
TORTOISE IN WATERING CAN**



**CEMENT GARDEN ORNAMENT
WITH SOLAR LIGHT
RABBIT IN STRAWBERRY**



**CEMENT GARDEN ORNAMENT
WITH SOLAR LIGHT
BIRD IN LOG**

| F/CODE | L x W x H CM | UNIT | £ |
|-----------|--------------------|------|-------|
| FLY051060 | 17.6 x 11.2 x 10.5 | x 8 | 30.00 |
| FLY051059 | 15.5 x 11.6 x 11.3 | x 8 | 30.00 |
| FLY051055 | 15.8 x 10.8 x 9.9 | x 8 | 30.00 |

Metal
Solar Lights



GARDEN ORNAMENT CAT & DOG SOLAR EYES

| F/CODE | L x W x H CM | UNIT | £ |
|---------|---------------|------|-------|
| SOLARCD | 9.5 x 12 x 29 | x 12 | 41.40 |

Animal Metal
Garden Sticks



GARDEN STICK PARROTS MIXED DESIGNS

| F/CODE | LENGTH CM | UNIT |   |
|---------|-----------|------|-------|
| STICKPA | 71 | x 24 | 28.50 |

Bird Sticks




BIRDS IN REEDS MIXED DESIGNS

| F/CODE | LENGTH CM | UNIT |   |
|---------|-----------|------|-------|
| STICKRE | 74 | x 12 | 36.00 |



GARDEN STICK TROPICAL BIRDS MIXED DESIGNS

| F/CODE | LENGTH CM | UNIT |   |
|---------|-----------|------|-------|
| STICKTB | 72 | x 24 | 26.00 |



GARDEN STICK BIRDS ON BIKES ROTATING WINDMILL MIXED DESIGNS



| F/CODE | LENGTH CM | UNIT | £ |
|----------|-----------|------|-------|
| STICKBOB | 64.5 | x 24 | 29.81 |



GARDEN STICK CARTOON BIRDS MIXED COLOURS



| F/CODE | LENGTH CM | UNIT | £ |
|---------|-----------|------|-------|
| STICKCB | 60 | x 24 | 22.00 |

Insect Sticks



GARDEN STICK BUTTERFLIES MIXED COLOURS



| F/CODE | LENGTH CM | UNIT | £ |
|----------|-----------|------|-------|
| STICKBUT | 82 | x 24 | 28.00 |



GARDEN STICK SUNFLOWERS MIXED DESIGNS



| F/CODE | LENGTH CM | UNIT | £ |
|----------|-----------|------|-------|
| STICKSUN | 45 | x 24 | 32.25 |



GARDEN STICK DAISIES MIXED COLOURS



| F/CODE | LENGTH CM | UNIT | £ |
|---------|-----------|------|-------|
| STICKDA | 76 | x 24 | 45.00 |

Farm Animal Sticks & Stakes



GARDEN STICK FARM ANIMALS MIXED DESIGNS

| F/CODE | LENGTH CM | UNIT | £ |
|---------|-----------|------|-------|
| STICKFA | 81 | x 25 | 28.46 |



GARDEN STICK CAT WITH WOBBLING HEAD TWIN STAKE MIXED COLOURS

| F/CODE | LENGTH CM | UNIT | £ |
|----------|-----------|------|-------|
| STICKCAT | 51 | x 24 | 49.68 |

Rainbow Sticks

GARDEN STICK NHS RAINBOW SMALL

| F/CODE | HEIGHT CM | SIZE CM | UNIT | £ |
|-----------|-----------|--------------|------|-------|
| STICKNHSS | 60 | 12 x 8 x 0.5 | x 24 | 26.40 |



GARDEN STICK NHS RAINBOW MEDIUM

| F/CODE | HEIGHT CM | SIZE CM | UNIT | £ |
|-----------|-----------|-------------|------|-------|
| STICKNHSM | 70 | 23 x 14 x 1 | x 24 | 48.00 |



GARDEN STICK NHS RAINBOW LARGE

| F/CODE | HEIGHT CM | SIZE CM | UNIT | £ |
|-----------|-----------|-------------|------|-------|
| STICKNHSL | 80 | 28 x 16 x 1 | x 24 | 60.00 |



Garden Décor

Rusty Décor

Naturally weathered metal. Aged but timeless.



Rusty Ornaments



GARDEN STICK FROG RUST

| F/CODE | W x H CM | UNIT | £ |
|----------|----------|------|------|
| TASTICKF | 25 x 50 | x 10 | 8.50 |



GARDEN STICK FAIRY RUST

| F/CODE | W x H CM | UNIT | £ |
|----------|----------|------|-------|
| TASTICKG | 21 x 37 | x 10 | 14.35 |



GARDEN ORNAMENT RUSTY WALKING DUCKS



| F/CODE | L x H CM | UNIT | £ |
|--------|-----------|------|-------|
| GORUDU | 40 x 23.5 | x 4 | 16.00 |



GARDEN ORNAMENT RUSTY CAT STANDING



| F/CODE | L x H CM | UNIT | £ |
|---------|----------|------|-------|
| GOCATST | 40 x 39 | x 4 | 18.00 |



GARDEN ORNAMENT RUSTY CAT SITTING



| F/CODE | L x H CM | UNIT | £ |
|---------|-------------|------|-------|
| GOCATSI | 23.5 x 29.5 | x 4 | 16.00 |



GARDEN ORNAMENT RUSTY TOADSTOOL



| F/CODE | L x H CM | UNIT | £ |
|---------|----------|------|-------|
| GOTOADS | 27 x 35 | x 4 | 14.00 |



GARDEN STICK RUSTY BIRDS IN LEAVES



| F/CODE | SIZE CM | LENGTH CM | UNIT | £ |
|-----------|---------|-----------|------|-------|
| TASTICKBL | 18 x 25 | 45 | x 10 | 13.50 |



GARDEN ORNAMEN RUSTY T HANGING DECORATION



| F/CODE | L x H CM | UNIT | £ |
|--------|----------|------|-------|
| GOHANG | 25 x 30 | x 10 | 15.00 |



GARDEN STICK RUSTY BIRD IN NEST



| F/CODE | SIZE CM | LENGTH CM | UNIT | £ |
|-----------|-----------|-----------|------|-------|
| TASTICKBN | 19 x 20.5 | 40 | x 10 | 13.50 |



GARDEN STICK RUSTY BIRDS IN HEART



| F/CODE | SIZE CM | LENGTH CM | UNIT | £ |
|-----------|---------|-----------|------|------|
| TASTICKBH | 15 x 15 | 35 | x 10 | 9.00 |

Labels
Picks
Sticks
Stakes

Cement, Wood
& Resin



Cement Plant Pot Labels



CEMENT LABEL MOTHERS DAY MIXED MIXED DESIGNS



| F/CODE | W x H CM | LENGTH CM | UNIT | £ |
|---------|----------|-----------|------|-------|
| FLY1805 | 8 x 7.1 | 9.8 | x 24 | 18.00 |



New colours

Wooden Labels & Picks



WOODEN LABELS MOTHER'S DAY MIXED DESIGNS



| F/CODE | W x H CM | LENGTH CM | UNIT | £ |
|--------|----------|-----------|------|------|
| LBWMD | 5 x 7.5 | 22.5 | x 20 | 6.21 |



WOODEN LABELS MUM MIXED COLOURS



| F/CODE | W x H CM | LENGTH CM | UNIT | £ |
|--------|----------|-----------|------|-------|
| LBWMUM | 8 x 5 | 29 | x 24 | 10.80 |



WOODEN LABELS HEARTS MIXED COLOURS



| F/CODE | W x H CM | LENGTH CM | UNIT | £ |
|----------|----------|-----------|------|------|
| LBWHEART | 6.5 x 7 | 29 | x 24 | 9.60 |



WOODEN LABELS BUTTERFLIES MIXED COLOURS



| F/CODE | W x H CM | LENGTH CM | UNIT | £ |
|--------|----------|-----------|------|------|
| LBWBUT | 7.5 x 6 | 29 | x 24 | 9.60 |





WOODEN LABELS BEE MIXED DESIGNS



| F/CODE | W x H CM | LENGTH CM | UNIT | £ |
|--------|----------|-----------|------|------|
| LBWBEE | 5.5 x 5 | 29 | x 24 | 9.60 |

Blackboard Wooden Labels



BLACKBOARD PICK BLANK MIXED COLOURS



| F/CODE | L x W x H CM | UNIT | £ |
|--------|----------------|------|------|
| LUBBP | 7.5 x 5.5 x 20 | x 12 | 4.14 |

Wooden Stakes



GARDEN STICK ANIMALS WELCOME MIXED DESIGNS

| F/CODE | W x H CM | LENGTH CM | UNIT | £ |
|---------|----------|-----------|------|-------|
| LBGARDA | 10 x 15 | 34 | x 12 | 16.20 |

Resin Plant Pot Labels



ASSORTED LABELS MIXED DESIGNS

New Home • Happy Anniversary • With Love • I Love You • Happy Mothers Day • Happy Birthday • Thank You • Get Well Soon • Congratulations

| F/CODE | W x H CM | LENGTH CM | UNIT | £ |
|---------|----------|-----------|------|-------|
| RELFASS | 8.5 x 6 | 12.5 | x 36 | 24.00 |

Seasonal Labels



RESIN HAPPY EASTER

| F/CODE | W x H CM | LENGTH CM | UNIT | £ |
|--------|-----------|-----------|------|-------|
| RELSEA | 5.5 x 5.5 | 8.5 | x 36 | 22.00 |



LABEL EASTER BUNNY

| F/CODE | W x H CM | LENGTH CM | UNIT | £ |
|--------|----------|-----------|------|------|
| LBRABB | 5 x 6 | 30 | x 12 | 4.60 |



LABEL GARDEN TOADSTOOL

| F/CODE | W x H CM | LENGTH CM | UNIT | £ |
|--------|----------|-----------|------|------|
| LBTOAD | 5 x 6 | 33 | x 12 | 5.04 |



WOODEN LABELS HALLOWEEN

| F/CODE | W x H CM | LENGTH CM | UNIT | £ |
|--------|----------|-----------|------|-------|
| LBWHAL | 9 x 4.5 | 29 | x 24 | 12.00 |



Witch Picks



HALLOWEEN WITCH PICKS MIXED COLOURS

| F/CODE | LENGTH CM | UNIT | £ |
|----------|-----------|------|------|
| WITCHPIC | 30 | x 12 | 6.00 |

Scarecrow Picks



SCARECROW PICKS LARGE MIXED DESIGNS

| F/CODE | LENGTH CM | UNIT | £ |
|-----------|-----------|------|------|
| SCAREPICL | 35 | x 12 | 6.00 |



SCARECROW PICKS SMALL MIXED COLOURS

| F/CODE | LENGTH CM | UNIT | £ |
|-----------|-----------|------|------|
| SCAREPICS | 30 | x 12 | 4.60 |



GARDEN STICKS SCARECROW LARGE 156CM
MIXED DESIGNS



| F/CODE | LENGTH CM | UNIT | £ |
|---------|-----------|------|-------|
| SCARE60 | 156 | x 12 | 76.00 |



GARDEN STICKS SCARECROW 35CM
MIXED DESIGNS



| F/CODE | LENGTH CM | UNIT | £ |
|---------|-----------|------|-------|
| SCARE35 | 35 | x 72 | 54.00 |



GARDEN STICKS SCARECROW 70CM
MIXED DESIGNS



| F/CODE | LENGTH CM | UNIT | £ |
|---------|-----------|------|-------|
| SCARE28 | 70 | x 12 | 44.00 |

Pots
Planters
Containers
Trays

Clay Pots
& Planters

Made in the traditional oven method from 100% natural refined clay.



Strawberry Pots



4 POCKET CLAY STRAWBERRY POT SMALL



| F/CODE | D x H CM | UNIT | £ |
|-----------|----------|-------|--------|
| ADSTRAWSM | 22 x 28 | x 100 | 580.00 |



6 POCKET CLAY STRAWBERRY POT LARGE



| F/CODE | D x H CM | UNIT | £ |
|-----------|----------|------|--------|
| ADSTRAWLG | 30x 36 | x 48 | 850.00 |

Clay Basket



CLAY BASKET WITH HANDLES



| F/CODE | L x W x H CM | UNIT | £ |
|--------|--------------|-------|--------|
| ADBASK | 33 x 20 x 21 | x 100 | 490.00 |

Himalayan Clay Pots



HIMALAYAN CLAY POTS
Half Pallet Deal 1



| F/CODE | DESC | SIZES CM | SETS/PALLETS | TOTAL SETS/PALLET | £ PALLET |
|----------|-------------------------|------------------------------------|--------------|-------------------|----------|
| AD4PC123 | Classic Fern (Set of 4) | 17 x 18, 25 x 23, 30 x 28, 37 x 32 | 9 | 27 | 550.00 |
| | Leaf Swirl (Set of 4) | 17 x 18, 25 x 23, 30 x 28, 37 x 32 | 9 | | |
| | Reed Banded (Set of 4) | 17 x 18, 25 x 23, 30 x 28, 37 x 32 | 9 | | |



HIMALAYAN CLAY POTS
Half Pallet Deal 2



| F/CODE | DESC | SIZES CM | SETS/PALLETS | TOTAL SETS/PALLET | £ PALLET |
|----------|----------------------|------------------------------------|--------------|-------------------|----------|
| AD4PC456 | Bell Fern (Set of 4) | 17 x 18, 25 x 23, 30 x 28, 37 x 32 | 9 | 27 | 550.00 |
| | Classic (Set of 4) | 17 x 18, 25 x 23, 30 x 28, 37 x 32 | 9 | | |
| | Reed (Set of 4) | 17 x 18, 25 x 23, 30 x 28, 37 x 32 | 9 | | |

Bavarian Clay Pots



BAVARIAN STYLE CLAY POT
Set of 3



| F/CODE | DESC | D x H CM | TOTAL SETS/PALLET | £ PALLET |
|--------|--------|----------|-------------------|----------|
| ADBAV3 | Small | 26 x 25 | 27 | 500.00 |
| | Medium | 32 x 27 | | |
| | Large | 38 x 32 | | |

Pots Planters Containers Trays

Fargro Planters Made from 100% Recycled plastic

- Innovative and unique designs
- Durable and long lasting



Olive Planter Series

Classic design with a glossy finish.
Suitable for indoor and outdoor use.

Green Olive Planter



OLIVE PLANTER GREEN



| F/CODE | D x H CM | VOL LT | £ EACH |
|------------|----------|--------|--------|
| KA180502GN | 23 x 23 | 6 | 2.50 |
| KA180503GN | 30 x 30 | 14 | 4.30 |
| KA180504GN | 40 x 40 | 34 | 9.25 |



OLIVE PLANTER TALL SQUARE GREEN



| F/CODE | L x W x H CM | VOL LT | £ EACH |
|------------|--------------|--------|--------|
| KA200327GN | 40 x 40 x 42 | 32 | 14.00 |



OLIVE BOWL GREEN



| F/CODE | D x H CM | VOL LT | £ EACH |
|----------|----------|--------|--------|
| KA001BGN | 30 x 18 | 6.5 | 3.25 |



OLIVE TROUGH GREEN



| F/CODE | L x W x H CM | VOL LT | £ EACH |
|------------|----------------|--------|--------|
| KA200328GN | 38 x 22 x 15.8 | 5.4 | 4.75 |





Indoor and outdoor use

Grey Olive Planter



OLIVE PLANTER GREY

| F/CODE | D x H CM | VOL LT | £ EACH |
|------------|----------|--------|--------|
| KA180502GY | 23 x 23 | 6 | 2.50 |
| KA180503GY | 30 x 30 | 14 | 4.30 |
| KA180504GY | 40 x 40 | 34 | 9.25 |



OLIVE PLANTER TALL SQUARE GREY

| F/CODE | L x W x H CM | VOL LT | £ EACH |
|------------|--------------|--------|--------|
| KA200327GY | 40 x 40 x 42 | 32 | 14.00 |



OLIVE BOWL GREY

| F/CODE | D x H CM | VOL LT | £ EACH |
|----------|----------|--------|--------|
| KA001BGY | 30 x 18 | 6.5 | 3.25 |



OLIVE TROUGH GREY

| F/CODE | L x W x H CM | VOL LT | £ EACH |
|------------|----------------|--------|--------|
| KA200328GY | 38 x 22 x 15.8 | 5.4 | 4.75 |



Blue Olive Planter



OLIVE PLANTER BLUE



| F/CODE | D x H CM | VOL LT | £ EACH |
|------------|----------|--------|--------|
| KA180502LB | 23 x 23 | 6 | 2.50 |
| KA180503LB | 30 x 30 | 14 | 4.30 |
| KA180504LB | 40 x 40 | 34 | 9.25 |



OLIVE PLANTER TALL SQUARE BLUE



| F/CODE | L x W x H CM | VOL LT | £ EACH |
|------------|--------------|--------|--------|
| KA200327LB | 40 x 40 x 42 | 32 | 14.00 |



OLIVE BOWL BLUE



| F/CODE | D x H CM | VOL LT | £ EACH |
|----------|----------|--------|--------|
| KA001BLB | 30 x 18 | 6.5 | 3.25 |



OLIVE TROUGH BLUE



| F/CODE | L x W x H CM | VOL LT | £ EACH |
|------------|----------------|--------|--------|
| KA200328LB | 38 x 22 x 15.8 | 5.4 | 4.75 |

Gold Olive Planter



OLIVE PLANTER GOLD



| F/CODE | D x H CM | VOL LT | £ EACH |
|------------|----------|--------|--------|
| KA180502GO | 23 x 23 | 6 | 2.50 |
| KA180503GO | 30 x 30 | 14 | 4.20 |
| KA180504GO | 40 x 40 | 34 | 8.00 |



OLIVE PLANTER BOWL 30CM GOLD



| F/CODE | D x H CM | VOL LT | £ EACH |
|----------|----------|--------|--------|
| KA001BGO | 30 x 18 | 6 | 3.25 |



Silver Olive Planter



OLIVE PLANTER SILVER



| F/CODE | D x H CM | VOL LT | £ EACH |
|------------|----------|--------|--------|
| KA180502SI | 23 x 23 | 6 | 2.50 |
| KA180503SI | 30 x 30 | 14 | 4.20 |
| KA180504SI | 40 x 40 | 34 | 8.00 |



OLIVE PLANTER BOWL 30CM SILVER



| F/CODE | D x H CM | VOL LT | £ EACH |
|----------|----------|--------|--------|
| KA001BSI | 30 x 18 | 6 | 3.25 |

Natural Finish Planters



PLANTER NATURAL DARK BROWN



| F/CODE | D x H CM | VOL LT | UNIT | £ EACH |
|-----------|----------|--------|------|--------|
| KANAT23DB | 23 x 21 | 5.9 | x 8 | 32.00 |
| KANAT33DB | 33 x 30 | 17.8 | x 6 | 45.00 |
| KANAT38DB | 38 x 36 | 26.8 | x 6 | 65.00 |



PLANTER NATURAL BURNT FINISH



| F/CODE | D x H CM | VOL LT | UNIT | £ EACH |
|-----------|----------|--------|------|--------|
| KANAT23BU | 23 x 21 | 5.9 | x 8 | 32.00 |
| KANAT33BU | 33 x 30 | 17.8 | x 6 | 45.00 |
| KANAT38BU | 38 x 36 | 26.8 | x 6 | 65.00 |



DIABLO PLANTER TALL ROUND



| F/CODE | D x H CM | VOL LT | COLOUR | £ EACH |
|-----------|-----------|--------|--------|--------|
| KA170121B | 43.5 x 55 | 52 | Brown | 12.50 |
| KA170121G | 43.5 x 55 | 52 | Grey | 12.50 |



DIABLO PLANTER ROUND



| F/CODE | D x H CM | VOL LT | COLOUR | £ EACH |
|-----------|-----------|--------|--------|--------|
| KA170114B | 39 x 31 | 23 | Brown | 6.50 |
| KA170114G | 39 x 31 | 23 | Grey | 6.50 |
| KA170115B | 49 x 39.5 | 46 | Brown | 9.75 |
| KA170115G | 49 x 39.5 | 46 | Grey | 9.75 |



DIABLO PLANTER SQUARE



| F/CODE | L x W x H CM | VOL LT | COLOUR | £ EACH |
|-----------|--------------|--------|--------|--------|
| KA170031B | 36 x 36 x 32 | 22 | Brown | 9.00 |
| KA170031G | 36 x 36 x 32 | 22 | Grey | 9.00 |



ROPE PLANTER



| F/CODE | D x H CM | VOL LT | COLOUR | £ EACH |
|--------|----------|--------|-------------|--------|
| FGF76 | 40 x 30 | 22.5 | Grey | 7.50 |
| FGF92 | 40 x 30 | 22.5 | Black/Cream | 7.25 |



HEART PLANTER




| F/CODE | D x H CM | VOL LT | COLOUR | £ EACH |
|--------|----------|--------|----------------|--------|
| FGF85 | 40 x 30 | 20 | Grey | 7.50 |
| FGF80 | 40 x 30 | 20 | Washed Granite | 7.50 |



RUSTIC STONE PLANTER



| F/CODE | D x H CM | VOL LT | UNIT | £ |
|---------|-----------|--------|------|-------|
| HURSP37 | 37 x 46.5 | 27.5 | x 4 | 42.00 |
| HURSP44 | 44 x 58.8 | 50 | x 4 | 66.00 |



Rustic and natural looking finish



GRANITE PLANTER



| F/CODE | D x H CM | VOL LT | £ EACH |
|--------|-------------|--------|--------|
| FGF08 | 40.5 x 29.5 | 22 | 8.80 |



HEAVY DUTY BOWL STONE



| F/CODE | D x H CM | VOL LT | £ EACH |
|----------|-----------|--------|--------|
| KA189007 | 40.5 x 20 | 14 | 8.75 |



PEBBLEDASH PLANTER



| F/CODE | D x H CM | VOL LT | £ EACH |
|--------|-------------|--------|--------|
| FGF128 | 40.5 x 29.5 | 22 | 8.80 |



WOOD STYLE SQUARE PLANTER GREY WOOD



| F/CODE | L x W x H CM | VOL LT | £ EACH |
|----------|------------------|--------|--------|
| KA184003 | 40.6 x 40.6 x 34 | 32 | 8.40 |



BARREL PLANTER HEAVY DUTY DARK WOOD



| F/CODE | D x H CM | VOL LT | £ EACH |
|----------|----------|--------|--------|
| KA189006 | 40 x 23 | 21 | 7.75 |





Stone Look Planters



STONE LOOK URN



| F/CODE | D x H CM | VOL LT | £ EACH |
|--------|-----------|--------|--------|
| FGFSLU | 40.5 x 54 | 33 | 10.50 |



STONE LOOK PLANTER



| F/CODE | D x H CM | VOL LT | £ EACH |
|----------|-----------|--------|--------|
| FGFSLP30 | 30 x 22.5 | 7.9 | 2.80 |
| FGFSLP40 | 40.5 x 28 | 15.7 | 6.00 |



Urn Series



URN PLANTER AGED BLACK

| F/CODE | D x H CM | VOL LT | UNIT | £ |
|----------|----------|--------|------|-------|
| KA170205 | 40 x 58 | 26 | x 6 | 72.00 |



URN PLANTER SHORT BLUE

| F/CODE | D x H CM | UNIT | UNIT | £ |
|------------|-----------|------|------|-------|
| KA170206BL | 41.5 x 38 | x 6 | x 6 | 72.00 |



URN PLANTER SHORT COPPER/BRONZE

| F/CODE | D x H CM | VOL LT | UNIT | £ |
|------------|-----------|--------|------|-------|
| KA170206CB | 41.5 x 38 | 18 | x 6 | 72.00 |



new



URN PLANTER SHORT CREAM

| F/CODE | D x H CM | VOL LT | UNIT | £ |
|------------|-----------|--------|------|--------|
| KA170206CR | 41.5 x 38 | 18 | x 10 | 130.00 |



URN PLANTER SHORT AGED RUST

| F/CODE | D x H CM | VOL LT | UNIT | £ |
|------------|-----------|--------|------|-------|
| KA170206AR | 41.5 x 38 | 18 | x 6 | 72.00 |



Glossy Planters



GLOSSY EMBLEM



| F/CODE | D x H CM | VOL LT | COLOUR | £ EACH |
|---------|----------|--------|--------|--------|
| FGF302R | 41 x 30 | 18 | Red | 6.60 |
| FGF302G | 41 x 30 | 18 | Green | 6.60 |



RIPPLE PLANTER ROUND



| F/CODE | D x H CM | VOL LT | COLOUR | £ EACH |
|-----------|-----------|--------|--------------|--------|
| KA190007B | 31.5 x 55 | 34 | Glossy Black | 13.00 |
| KA190007G | 31.5 x 55 | 34 | Glossy Grey | 13.00 |

RIPPLE PLANTER SQUARE



| F/CODE | L x W x H CM | VOL LT | COLOUR | £ EACH |
|-----------|--------------|--------|--------------|--------|
| KA190008B | 23 x 23 x 42 | 14 | Glossy Black | 7.25 |
| KA190008G | 23 x 23 x 42 | 14 | Glossy Grey | 7.25 |
| KA190009B | 29 x 29 x 55 | 28 | Glossy Black | 13.00 |
| KA190009G | 29 x 29 x 55 | 28 | Glossy Grey | 13.00 |

Made from 100% recycled plastic



OBANDO PLANTER GREY



| F/CODE | D x H CM | VOL LT | £ EACH |
|-----------|----------|--------|--------|
| KA190929A | 30 x 27 | 13 | 3.75 |
| KA190929B | 40 x 36 | 30 | 7.25 |



OBANDO PLANTER TERRACOTTA



| F/CODE | D x H CM | VOL LT | £ EACH |
|-----------|----------|--------|--------|
| KA190929C | 30 x 27 | 13 | 3.75 |
| KA190929D | 40 x 36 | 30 | 7.25 |



MAKATI PLANTER GREEN



| F/CODE | L x W x H CM | VOL LT | £ EACH |
|-----------|--------------------|--------|--------|
| KA184004A | 29.5 x 29.5 x 32.5 | 17 | 4.50 |
| KA184004B | 38.5 x 38.5 x 40.5 | 37 | 9.25 |



MOTTLED GREY



| F/CODE | D x H CM | VOL LT | £ EACH |
|-----------|-----------|--------|--------|
| KA170104A | 30.5 x 22 | 8.5 | 3.10 |
| KA170105A | 39.5 x 30 | 14 | 5.25 |



MANILA PLANTER BROWN



| F/CODE | D x H CM | VOL LT | £ EACH |
|-----------|-----------|--------|--------|
| KA170104B | 30 x 22 | 6 | 3.25 |
| KA170105B | 39 x 40.5 | 11.5 | 5.25 |



Diamond Square Planters

new



**DIAMOND PLANTER SQUARE
LIGHT WHITE**

| F/CODE | L x W x H CM | VOL LT | £ EACH |
|-----------|----------------|--------|--------|
| KA180010W | 40 x 40 x 33.5 | 32 | 5.50 |

new



**DIAMOND PLANTER SQUARE
LIGHT GREY**

| F/CODE | L x W x H CM | VOL LT | £ EACH |
|------------|----------------|--------|--------|
| KA180010LG | 40 x 40 x 33.5 | 32 | 5.50 |

new



**DIAMOND PLANTER SQUARE
RED BROWN**

| F/CODE | L x W x H CM | VOL LT | £ EACH |
|------------|----------------|--------|--------|
| KA180010RB | 40 x 40 x 33.5 | 32 | 5.50 |

Tall Square Planters



TALL SQUARE STONE EFFECT 11"

| F/CODE | L x W x H CM | VOL LT | £ EACH |
|-----------|--------------|--------|--------|
| FGF11SQST | 27 x 27 x 33 | 13.5 | 3.00 |



TALL SQUARE GALVANISED SILVER 11"

| F/CODE | L x W x H CM | VOL LT | £ EACH |
|-----------|--------------|--------|--------|
| FGF11SQGS | 27 x 27 x 33 | 13.5 | 3.00 |

Celtic range



CELTIC PLANTER GREEN



| F/CODE | D x H CM | VOL LT | £ EACH |
|----------|----------|--------|--------|
| KACEL23G | 23 x 17 | 3.7 | 1.75 |
| KACEL30G | 30 x 23 | 8.4 | 3.50 |
| KACEL36G | 36 x 26 | 13.5 | 4.25 |



CELTIC PLANTER WHITE



| F/CODE | D x H CM | VOL LT | £ EACH |
|----------|----------|--------|--------|
| KACEL23W | 23 x 17 | 3.7 | 1.75 |
| KACEL30W | 30 x 23 | 8.4 | 3.50 |
| KACEL36W | 36 x 26 | 13.5 | 4.25 |



CELTIC PLANTER BROWN



| F/CODE | D x H CM | VOL LT | £ EACH |
|----------|----------|--------|--------|
| KACEL23B | 23 x 17 | 3.7 | 1.75 |
| KACEL30B | 30 x 23 | 8.4 | 3.50 |
| KACEL36B | 36 x 26 | 13.5 | 4.25 |

Economy Planters



BELL QUILT PLANTER 11"



| F/CODE | D x H CM | VOL LT | COLOUR | UNIT | £ |
|-----------|----------|--------|------------------|------|-------|
| FGF11BQGB | 28 x 23 | 8 | Black/Gold Brush | x 10 | 10.50 |
| FGF13BQGB | 34 x 25 | 10 | Black/Gold Brush | x 10 | 14.50 |



BELL QUILT PLANTER 13"



| F/CODE | D x H CM | VOL LT | COLOUR | UNIT | £ |
|-----------|----------|--------|-----------------|------|-------|
| FGF13BQWB | 34 x 25 | 10 | Black/Whitewash | x 10 | 16.00 |



INFINITY PLANTER SQUARE 10"



| F/CODE | L x W x H CM | VOL LT | COLOUR | UNIT | £ |
|-----------|--------------------|--------|-------------------|------|-------|
| FGF10ISRB | 24.5 x 24.5 x 16.5 | 9 | Black/Rusty Brush | x 10 | 10.80 |



WICKER PLANTER ROUND



| F/CODE | D x H CM | SIZE " | VOL LT | COLOUR | UNIT | £ |
|-----------|-----------|--------|--------|-----------------|------|-------|
| FGF11RWWW | 28 x 22 | 11 | 7.3 | Black/Whitewash | x 10 | 10.00 |
| FGF12RWWW | 30 x 25.5 | 12 | 9 | Black/Whitewash | x 10 | 11.00 |



INFINITY PLANTER ROUND 11"



| F/CODE | D x H CM | VOL LT | COLOUR | UNIT | £ |
|-----------|----------|--------|--------------------|------|------|
| FGF11IRCB | 28 x 22 | 8.5 | Black/Copper Brush | x 10 | 9.00 |



INFINITY BOWL 12"



| F/CODE | D x H CM | VOL LT | COLOUR | UNIT | £ |
|-----------|----------|--------|------------------|------|------|
| FGF12IBGB | 30 x 15 | 5.6 | Black/Gold Brush | x 10 | 8.50 |



Verona series

Contemporary design, glossy finish

Square Verona Series



Height 15cm

Height 28cm

Height 43cm

Height 55cm

VERONA POT SQUARE 15CM

| F/CODE | L x W x H CM | VOL LT | COLOUR | UNIT | £ NET |
|-----------|--------------|--------|------------|------|-------|
| PRVSQ15B | 20 x 20 x 15 | 3.6 | Black | x 10 | 15.00 |
| PRVSQ15SG | 20 x 20 x 15 | 3.6 | Sage Green | x 10 | 15.00 |



VERONA POT SQUARE 28CM

| F/CODE | L x W x H CM | VOL LT | COLOUR | £ EACH |
|-----------|--------------|--------|------------|--------|
| PRVSQ28B | 25 x 25 x 28 | 9.4 | Black | 3.00 |
| PRVSQ28SG | 25 x 25 x 28 | 9.4 | Sage Green | 3.00 |



VERONA POT SQUARE 43CM

| F/CODE | L x W x H CM | VOL LT | COLOUR | £ EACH |
|-----------|--------------|--------|------------|--------|
| PRVSQ43B | 30 x 30 x 43 | 22.8 | Black | 4.75 |
| PRVSQ43SG | 30 x 30 x 43 | 22.8 | Sage Green | 4.75 |



VERONA POT SQUARE 55CM

| F/CODE | L x W x H CM | VOL LT | COLOUR | £ EACH |
|-----------|--------------|--------|------------|--------|
| PRVSQ55B | 39 x 39 x 55 | 48 | Black | 8.00 |
| PRVSQ55SG | 39 x 39 x 55 | 48 | Sage Green | 8.00 |



Hexagonal Verona Series



Height 15cm



Height 28cm



Height 48cm

VERONA POT HEXAGONAL 15CM

| F/CODE | D x H CM | VOL LT | COLOUR | UNIT | £ NET |
|----------|----------|--------|------------|------|-------|
| PRVH15B | 20 x 15 | 3.1 | Black | x 10 | 15.00 |
| PRVH15SG | 20 x 15 | 3.1 | Sage Green | x 10 | 15.00 |



VERONA POT HEXAGONAL 28CM

| F/CODE | D x H CM | VOL LT | COLOUR | £ EACH |
|----------|----------|--------|------------|--------|
| PRVH28B | 27 x 28 | 9.3 | Black | 2.50 |
| PRVH28SG | 27 x 28 | 9.3 | Sage Green | 2.50 |



VERONA POT HEXAGONAL 43CM

| F/CODE | D x H CM | VOL LT | COLOUR | £ EACH |
|----------|----------|--------|------------|--------|
| PRVH43B | 30 x 43 | 18.8 | Black | 5.25 |
| PRVH43SG | 30 x 43 | 18.8 | Sage Green | 5.25 |



LAKESIDE HEXAGONAL 42CM

| F/CODE | D x H CM | VOL LT | COLOUR | £ EACH |
|----------|----------|--------|------------|--------|
| PRLH42SG | 42 x 25 | 20 | Sage Green | 4.50 |
| PRLH42TC | 42 x 25 | 20 | Terracotta | 4.50 |



RATTAN PLANTER BROWN

| F/CODE | L x W x H CM | VOL LT | £ EACH |
|----------|--------------|--------|--------|
| PRRAT45B | 30 x 30 x 45 | 26.3 | 6.00 |
| PRRAT55B | 35 x 35 x 55 | 45 | 7.50 |





Loire Range

Suitable for indoor and outdoor use.



LOIRE NATURAL RIDGED PLANTER

| F/CODE | D x H CM | VOL LT | COLOUR | UNIT | £ |
|--------|-----------|--------|--------|------|-------|
| FGFL2 | 26 x 25.5 | 10.2 | White | x 6 | 36.00 |



LOIRE MOTTLED BROWN PLANTER

| F/CODE | D x H CM | VOL LT | COLOUR | UNIT | £ |
|--------|----------|--------|---------------|------|-------|
| FGFL6 | 22 x 26 | 6 | Mottled Brown | x 12 | 44.00 |



LOIRE CERAMIC TEXTURED PLANTER

| F/CODE | D x H CM | VOL LT | COLOUR | UNIT | £ |
|--------|----------|--------|----------------|------|-------|
| FGFL7 | 23 x 21 | 5.8 | Charcoal Fleck | x 24 | 82.00 |





Loire Sincere



SINCERE STRAIGHT SIDED ANTIQUE BLACK PLANTER



| F/CODE | D x H CM | VOL LT | UNIT | £ |
|--------|-----------|--------|------|-------|
| FGFL11 | 23 x 22.5 | 7.5 | x 12 | 60.00 |



SINCERE STRAIGHT SIDED ANTIQUE GREY PLANTER



| F/CODE | D x H CM | VOL LT | UNIT | £ |
|--------|-----------|--------|------|-------|
| FGFL12 | 23 x 22.5 | 7.5 | x 12 | 60.00 |



SINCERE ANTIQUE BLUE PLANTER



| F/CODE | D x H CM | VOL LT | £ EACH |
|--------|----------|--------|--------|
| FGFL10 | 27 x 22 | 5.8 | 3.00 |



SINCERE ANTIQUE RED PLANTER



| F/CODE | D x H CM | VOL LT | UNIT | £ |
|--------|-----------|--------|------|-------|
| FGFL5 | 17 x 15.5 | 2.4 | x 72 | 50.00 |



Petite Olive Planters



PETITE OLIVE PLANTER ANTIQUE WHITE

| F/CODE | D x H CM | VOL LT | £ EACH |
|--------|-----------|--------|--------|
| FGFL3 | 26.5 x 23 | 7.5 | 3.50 |



PETITE OLIVE PLANTER ANTIQUE BLACK

| F/CODE | D x H CM | VOL LT | UNIT | £ |
|--------|----------|--------|------|-------|
| FGFL9 | 23 x 20 | 5.3 | x 24 | 64.00 |



PETITE OLIVE PLANTER TALL LIGHT BROWN

| F/CODE | D x H CM | VOL LT | £ EACH |
|--------|-------------|--------|--------|
| FGFL4 | 19.5 x 19.5 | 3.5 | 2.10 |



LOIRE PETITE OLIVE BOWL ANTIQUE LIGHT BROWN



LOIRE PETITE OLIVE TROUGH ANTIQUE WHITE



| F/CODE | D x H CM | VOL LT | UNIT | £ |
|--------|-----------|--------|------|-------|
| FGFL8 | 24.5 x 14 | 3.9 | x 36 | 86.00 |

| F/CODE | L x W x H CM | VOL LT | UNIT | £ |
|--------|------------------|--------|------|-------|
| FGFL1 | 27.5 x 13.5 x 14 | 3.8 | x 24 | 96.00 |

Loire Pineapple Planters



LOIRE PINEAPPLE PLANTER



LOIRE PINEAPPLE PLANTER GREY/WHITEWASH



| F/CODE | D x H CM | VOL LT | UNIT | £ |
|--------|----------|--------|------|-------|
| FGFL13 | 25 x 24 | 9.3 | x 6 | 40.00 |

| F/CODE | D x H CM | VOL LT | UNIT | £ |
|--------|----------|--------|------|-------|
| FGFL14 | 25 x 24 | 9.3 | x 6 | 40.00 |



Chic Range

A unique range of colourful and stylish coverpots.
Supplied in mixed pastel colours.



PARIS DESIGN MIXED COLOURS

| F/CODE | D x H CM | UNIT | £ |
|---------|-----------|------|-------|
| CHIC12Y | 12 x 10.5 | x 90 | 70.00 |
| CHIC14Y | 14 x 13 | x 60 | 60.00 |
| CHIC16Y | 16 x 14.5 | x 50 | 60.00 |



VINTAGE DESIGN TALL SQUARE MIXED COLOURS

| F/CODE | L x W x H CM | UNIT | £ |
|----------|--------------|------|-------|
| CHIC13FG | 13 x 13 x 16 | x 40 | 42.00 |



PARIS DESIGN SQUARE POTS MIXED COLOURS

| F/CODE | L x W x H CM | UNIT | £ |
|----------|--------------|------|-------|
| CHIC13F2 | 13 x 13 x 12 | x 60 | 55.00 |



VINTAGE DESIGN TROUGH MIXED COLOURS

| F/CODE | L x W x H CM | UNIT | £ |
|---------|--------------|------|-------|
| CHIC26C | 26 x 13 x 12 | x 40 | 54.00 |





CHIC PLANTER CURVED
PLAIN EMBOSSED MIXED COLOURS



| F/CODE | D x H CM | UNIT | £ |
|----------|-----------|------|-------|
| CHIC0213 | 13 x 12.5 | x 30 | 32.00 |



CHIC PLANTER STRAIGHT SIDED
PLAIN EMBOSSED MIXED COLOURS



| F/CODE | D x H CM | UNIT | £ |
|----------|-----------|------|-------|
| CHIC2716 | 16 x 14.5 | x 30 | 36.00 |



CHIC BOWL ROSE
EMBOSSED MIXED COLOURS



| F/CODE | D x H CM | UNIT | £ |
|----------|-------------|------|-------|
| CHIC4514 | 14.5 x 12.5 | x 60 | 70.00 |



Pots Planters Containers Trays



Grey



Mustard

Lamela

Bowl

Includes a water reservoir with removable plug



Planter

Includes removable reservoir



Mira Planters

Stylish and contemporary range of planters, bowls and hanging bowls. Planters complete with removable reservoir and bowls complete with removable plugs.



new

MIRA STANDARD BOWL GREY



| F/CODE | DIAM CM | HEIGHT CM | VOL LT | UNIT | £ |
|---------|---------|-----------|--------|------|-------|
| LM909GY | 24 | 14 | 3.6 | x 5 | 10.00 |
| LM910GY | 30 | 15.6 | 6.3 | x 5 | 14.65 |

new

MIRA STANDARD BOWL MUSTARD



| F/CODE | DIAM CM | HEIGHT CM | VOL LT | UNIT | £ |
|---------|---------|-----------|--------|------|-------|
| LM909MU | 24 | 14 | 3.6 | x 5 | 10.00 |
| LM910MU | 30 | 15.6 | 6.3 | x 5 | 14.65 |

MIRA STANDARD PLANTER GREY



| F/CODE | DIAM CM | HEIGHT CM | VOL LT | UNIT | £ |
|---------|---------|-----------|--------|------|-------|
| LM905GY | 14.5 | 17.2 | 1.5 | x 5 | 5.75 |
| LM906GY | 19 | 22.6 | 2.4 | x 5 | 10.35 |
| LM907GY | 25 | 29.7 | 6.2 | x 5 | 20.00 |
| LM908GY | 30 | 35.6 | 11.6 | x 4 | 25.00 |
| LM911GY | 39 | 48 | 39.9 | Each | 10.75 |

MIRA STANDARD PLANTER MUSTARD



| F/CODE | DIAM CM | HEIGHT CM | VOL LT | UNIT | £ |
|---------|---------|-----------|--------|------|-------|
| LM905MU | 14.5 | 17.2 | 1.5 | x 5 | 5.75 |
| LM906MU | 19 | 22.6 | 2.4 | x 5 | 10.35 |
| LM907MU | 25 | 29.7 | 6.2 | x 5 | 20.00 |
| LM908MU | 30 | 35.6 | 11.6 | x 4 | 25.00 |
| LM911MU | 39 | 48 | 39.9 | Each | 10.75 |




REMOVABLE RUBBER PLUG FOR DRAINAGE



with wood

Made from Recycled Plastic.

With upto 40% content from reclaimed wood chips.



Mira hanging bowl

Complete with drop in reservoir liner and removable bung.



new

MIRA ECO WOOD HANGING BOWL FOREST GREEN



| F/CODE | DIAM CM | HEIGHT CM | VOL LT | UNIT | £ |
|---------|---------|-----------|--------|------|-------|
| LM981FG | 30 | 15.6 | 5.7 | x 5 | 27.00 |



new

MIRA ECO WOOD BOWL FOREST GREEN



| F/CODE | DIAM CM | HEIGHT CM | VOL LT | UNIT | £ |
|---------|---------|-----------|--------|------|-------|
| LM942FG | 24 | 14 | 3.6 | x 5 | 10.65 |
| LM943FG | 30 | 15.6 | 6.3 | x 5 | 15.40 |

MIRA ECO WOOD PLANTER FOREST GREEN



| F/CODE | DIAM CM | HEIGHT CM | VOL LT | UNIT | £ |
|---------|---------|-----------|--------|------|-------|
| LM937FG | 14.5 | 17.2 | 1.5 | x 5 | 6.00 |
| LM938FG | 19 | 22.6 | 2.4 | x 5 | 11.00 |
| LM939FG | 25 | 29.7 | 6.2 | x 5 | 21.00 |
| LM940FG | 30 | 35.6 | 11.6 | x 4 | 26.00 |
| LM941FG | 39 | 48 | 39.9 | Each | 11.25 |

with
wood



Terracotta



Cream



Grey



100% recycled



new

MIRA ECO WOOD HANGING BOWL GREY



| F/CODE | DIAM CM | HEIGHT CM | VOL LT | UNIT | £ |
|---------|---------|-----------|--------|------|-------|
| LM981GY | 30 | 15.6 | 5.7 | x 5 | 27.00 |



new

MIRA ECO WOOD BOWL GREY



| F/CODE | DIAM CM | HEIGHT CM | VOL LT | UNIT | £ |
|---------|---------|-----------|--------|------|-------|
| LM942GY | 24 | 14 | 3.6 | x 5 | 10.65 |
| LM943GY | 30 | 15.6 | 6.3 | x 5 | 15.40 |

MIRA ECO WOOD PLANTER GREY



| F/CODE | DIAM CM | HEIGHT CM | VOL LT | UNIT | £ |
|---------|---------|-----------|--------|------|-------|
| LM937GY | 14.5 | 17.2 | 1.5 | x 5 | 6.00 |
| LM938GY | 19 | 22.6 | 2.4 | x 5 | 11.00 |
| LM939GY | 25 | 29.7 | 6.2 | x 5 | 21.00 |
| LM940GY | 30 | 35.6 | 11.6 | x 4 | 26.00 |
| LM941GY | 39 | 48 | 39.9 | Each | 11.25 |



new

MIRA ECO WOOD HANGING BOWL FOREST GREEN



| F/CODE | DIAM CM | HEIGHT CM | VOL LT | UNIT | £ |
|---------|---------|-----------|--------|------|-------|
| LM981WH | 30 | 15.6 | 5.7 | x 5 | 27.00 |



new

MIRA ECO WOOD BOWL WHITE



| F/CODE | DIAM CM | HEIGHT CM | VOL LT | UNIT | £ |
|---------|---------|-----------|--------|------|-------|
| LM942WH | 24 | 14 | 3.6 | x 5 | 10.65 |
| LM943WH | 30 | 15.6 | 6.3 | x 5 | 15.40 |

MIRA ECO WOOD PLANTER WHITE




| F/CODE | DIAM CM | HEIGHT CM | VOL LT | UNIT | £ |
|---------|---------|-----------|--------|------|-------|
| LM937WH | 14.5 | 17.2 | 1.5 | x 5 | 6.00 |
| LM938WH | 19 | 22.6 | 2.4 | x 5 | 11.00 |
| LM939WH | 25 | 29.7 | 6.2 | x 5 | 21.00 |
| LM940WH | 30 | 35.6 | 11.6 | x 4 | 26.00 |
| LM941WH | 39 | 48 | 39.9 | Each | 11.25 |

with coffee

Made from Recycled Plastic.

With upto 40% content from reclaimed wood chips and dried coffee husks.



Latte



Espresso



100% recycled



new

MIRA ECO COFFEE HANGING BOWL LATTE



| F/CODE | DIAM CM | HEIGHT CM | VOL LT | UNIT | £ |
|---------|---------|-----------|--------|------|-------|
| LM979LA | 30 | 15.6 | 5.7 | x 5 | 27.00 |



new

MIRA ECO COFFEE HANGING BOWL ESPRESSO



| F/CODE | DIAM CM | HEIGHT CM | VOL LT | UNIT | £ |
|---------|---------|-----------|--------|------|-------|
| LM979ES | 30 | 15.6 | 5.7 | x 5 | 27.00 |



new

MIRA ECO COFFEE BOWL LATTE



| F/CODE | DIAM CM | HEIGHT CM | VOL LT | UNIT | £ |
|---------|---------|-----------|--------|------|-------|
| LM933LA | 24 | 14 | 3.6 | x 5 | 10.65 |
| LM934LA | 30 | 15.6 | 6.3 | x 5 | 15.40 |

MIRA ECO COFFEE PLANTER LATTE



| F/CODE | DIAM CM | HEIGHT CM | VOL LT | UNIT | £ |
|---------|---------|-----------|--------|------|-------|
| LM928LA | 14.5 | 17.2 | 1.5 | x 5 | 6.00 |
| LM929LA | 19 | 22.6 | 2.4 | x 5 | 11.00 |
| LM930LA | 25 | 29.7 | 6.2 | x 5 | 21.00 |
| LM931LA | 30 | 35.6 | 11.6 | x 4 | 26.00 |
| LM932LA | 39 | 48 | 39.9 | Each | 11.25 |



new

MIRA ECO COFFEE BOWL ESPRESSO



| F/CODE | DIAM CM | HEIGHT CM | VOL LT | UNIT | £ EACH |
|---------|---------|-----------|--------|------|--------|
| LM933ES | 24 | 14 | 3.6 | x 5 | 10.65 |
| LM934ES | 30 | 15.6 | 6.3 | x 5 | 15.40 |

MIRA ECO COFFEE PLANTER ESPRESSO

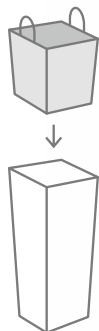


| F/CODE | DIAM CM | HEIGHT CM | VOL LT | UNIT | £ |
|---------|---------|-----------|--------|------|-------|
| LM928ES | 14.5 | 17.2 | 1.5 | x 5 | 6.00 |
| LM929ES | 19 | 22.6 | 2.4 | x 5 | 11.00 |
| LM930ES | 25 | 29.7 | 6.2 | x 5 | 21.00 |
| LM931ES | 30 | 35.6 | 11.6 | x 4 | 26.00 |
| LM932ES | 39 | 48 | 39.9 | Each | 11.25 |

Pots
Planters
Containers
Trays

Lamela ECO
Planters

The new line of eco pots made from recycled plastic and up to 40% wood content.

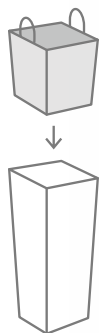


Drop in liner
volume in litres



FINESSE ECO TALL SQUARE RATTAN

| F/CODE | L x W x H CM | VOL LT | COLOUR | £ EACH |
|---------|----------------|--------|--------------|--------|
| LM821G | 19 x 19 x 36.6 | 4.7 | Grey | 5.60 |
| LM821FG | 19 x 19 x 36.6 | 4.7 | Forest Green | 5.60 |
| LM822G | 25 x 25 x 46.5 | 11 | Grey | 10.25 |
| LM822FG | 25 x 25 x 46.5 | 11 | Forest Green | 10.25 |



Drop in liner
volume in litres



FINESSE ECO TALL SQUARE CHISEL

| F/CODE | L x W x H CM | VOL LT | COLOUR | £ EACH |
|---------|----------------|--------|--------------|--------|
| LM830G | 19 x 19 x 36.6 | 4.7 | Grey | 5.60 |
| LM830FG | 19 x 19 x 36.6 | 4.7 | Forest Green | 5.60 |
| LM831G | 25 x 25 x 46.5 | 11 | Grey | 10.25 |
| LM831FG | 25 x 25 x 46.5 | 11 | Forest Green | 10.25 |

*Eco
planters*



Grey Rattan



Forest Green Rattan

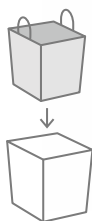


Grey Chisel



Forest Green Chisel

Lamela 

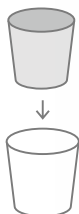


Drop in liner volume in litres

YUKKA ECO CHISEL SQUARE



| F/CODE | L x W x H CM | VOL LT | COLOUR | £ EACH |
|---------|----------------|--------|--------------|--------|
| LM835G | 19 x 19 x 19.5 | 4.7 | Grey | 3.75 |
| LM835FG | 19 x 19 x 19.5 | 4.7 | Forest Green | 3.75 |
| LM836G | 25 x 25 x 25.6 | 11 | Grey | 7.35 |
| LM836FG | 25 x 25 x 25.6 | 11 | Forest Green | 7.35 |



Drop in liner volume in litres

MALWA ECO CHISEL



| F/CODE | D x H CM | VOL LT | COLOUR | £ EACH |
|---------|-----------|--------|--------------|--------|
| LM842G | 19 x 19.3 | 4.7 | Grey | 2.80 |
| LM842FG | 19 x 19.3 | 4.7 | Forest Green | 2.80 |
| LM843G | 25 x 25.6 | 11 | Grey | 5.35 |
| LM843FG | 25 x 25.6 | 11 | Forest Green | 5.35 |
| LM844G | 30 x 30.5 | 12.5 | Grey | 7.60 |
| LM844FG | 30 x 30.5 | 12.5 | Forest Green | 7.60 |



Pots
Planters
Containers
Trays

Lamela Plastic
Outdoor & Indoor



Lamela Planters

Lamela 



FLOWER BOX RATTAN STYLE



| F/CODE | L x W x H CM | VOL LT | COLOUR | £ EACH |
|--------|----------------|--------|--------------|--------|
| LM625M | 56 x 19 x 19.4 | 12 | Rattan Mocha | 8.25 |
| LM625G | 56 x 19 x 19.4 | 12 | Graphite | 8.25 |

Lamela Yukka Square Pots



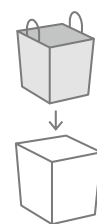
Yukka Chisel Square Planter



Yukka Chisel Square Planter



Yukka Rattan Style Square Pot



Drop in liner
volume in litres

YUKKA CHISEL SQUARE PLANTER WITHOUT LINER



| F/CODE | L x W x H CM | VOL LT | COLOUR | £ EACH |
|--------|----------------|--------|--------|--------|
| LM598C | 19 x 19 x 19.5 | 4.7 | Cream | 3.00 |
| LM598M | 19 x 19 x 19.5 | 4.7 | Mocha | 3.00 |
| LM599C | 25 x 25 x 25.6 | 11 | Cream | 6.00 |
| LM599M | 25 x 25 x 25.6 | 11 | Mocha | 6.00 |

YUKKA RATTAN STYLE SQUARE POT WITHOUT LINER




| F/CODE | L x W x H CM | VOL LT | COLOUR | £ EACH |
|--------|----------------|--------|--------|--------|
| LM594M | 19 x 19 x 19.5 | 4.7 | Mocha | 2.50 |
| LM595M | 25 x 25 x 25.6 | 11 | Mocha | 6.00 |

POTS PLANTERS CONTAINERS TRAYS

DRILL POINTS FOR DRAINAGE



Lamela Planters



Lamela



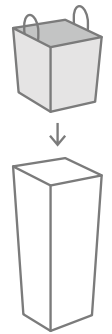
Finesse Chisel Tall Square Pot



Finesse Rattan Tall Graphite Planter



Finesse Glossy Tall Square Pot



Drop in liner volume in litres

FINESSE CHISEL TALL SQUARE PLANTER CREAM



| F/CODE | L x W x H CM | VOL LT | £ EACH |
|--------|----------------|--------|--------|
| LM588C | 19 x 19 x 36.6 | 4.7 | 5.00 |
| LM589C | 25 x 25 x 46.5 | 11 | 9.00 |
| LM590C | 30 x 30 x 57 | 16.5 | 14.00 |
| LM591C | 40 x 40 x 75 | 40 | 30.00 |

FINESSE RATTAN TALL SQUARE POT




| F/CODE | L x W x H CM | VOL LT | COLOUR | £ EACH |
|--------|----------------|--------|----------|--------|
| LM572M | 19 x 19 x 36.6 | 4.7 | Mocha | 4.80 |
| LM573M | 25 x 25 x 46.5 | 11 | Mocha | 9.25 |
| LM573G | 25 x 25 x 46.5 | 11 | Graphite | 9.25 |
| LM574M | 30 x 30 x 57 | 16.5 | Mocha | 14.00 |
| LM574G | 30 x 30 x 57 | 16.5 | Graphite | 11.80 |
| LM575M | 40 x 40 x 75 | 40 | Mocha | 30.00 |
| LM575G | 40 x 40 x 75 | 40 | Graphite | 30.00 |

FINESSE GLOSSY TALL SQUARE POT



| F/CODE | L x W x H CM | VOL LT | COLOUR | £ EACH |
|--------|--------------|--------|-------------------|--------|
| LM547B | 30 x 30 x 57 | 16.5 | Glossy Black | 14.00 |
| LM547A | 30 x 30 x 57 | 16.5 | Glossy Anthracite | 14.00 |
| LM547M | 30 x 30 x 57 | 16.5 | Glossy Mocha | 13.50 |
| LM547W | 30 x 30 x 57 | 16.5 | White | 13.50 |

Eco wood




Lamela

Karo
Eco Wood Planters

Made from recycled plastic with up to 40% content from reclaimed wood chips. Internal reservoir with removable drainage bung.

Wheels attached for ease of movement.

Drop in liner



Wheels attached for ease of movement



new



KARO ECO WOOD SQUARE PLANTER 40CM
NATURAL WOOD



| F/CODE | L x W x H CM | VOL LT | £ EACH |
|---------|----------------|--------|--------|
| LM884NW | 39 x 39 x 39.4 | 36 | 25.00 |

new



KARO ECO WOOD SQUARE PLANTER 40CM
GREY



| F/CODE | L x W x H CM | VOL LT | £ EACH |
|---------|----------------|--------|--------|
| LM884GY | 39 x 39 x 39.4 | 36 | 25.00 |

new



KARO ECO WOOD OBLONG PLANTER 80CM
NATURAL WOOD



| F/CODE | L x W x H CM | P/AREA EACH | VOL LT | £ EACH |
|---------|----------------|----------------|--------|--------|
| LM885NW | 78 x 39 x 39.4 | 39 x 39 x 39.4 | 72 | 45.00 |

new




KARO ECO WOOD OBLONG PLANTER 80CM
GREY



| F/CODE | L x W x H CM | P/AREA EACH | VOL LT | £ EACH |
|---------|----------------|----------------|--------|--------|
| LM885GY | 78 x 39 x 39.4 | 39 x 39 x 39.4 | 72 | 45.00 |

Passa and Gaja

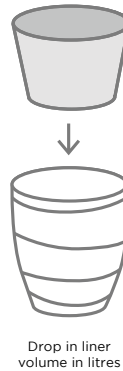


Lamela 

Lamela Passa & Gaja

Passa and Gaja ranges are manufactured from blow moulded plastic, creating strong and durable yet sleek and contemporary designs.

Each pot has an insert liner and rope handles allowing the liner to be easily removed even when planted.



Passa Planter



PASSA PLANTER LOW



| F/CODE | D x H CM | VOL LT | COLOUR | £ EACH |
|---------|----------|--------|------------|--------|
| LM850A | 40 x 43 | 21.9 | Anthracite | 13.00 |
| LM850TA | 40 x 43 | 21.9 | Taupe | 13.00 |



PASSA PLANTER MEDIUM



| F/CODE | D x H CM | VOL LT | COLOUR | £ EACH |
|---------|----------|--------|------------|--------|
| LM851A | 40 x 60 | 21.9 | Anthracite | 18.00 |
| LM851TA | 40 x 60 | 21.9 | Taupe | 18.00 |



PASSA PLANTER TALL



| F/CODE | D x H CM | VOL LT | COLOUR | £ EACH |
|---------|----------|--------|------------|--------|
| LM852A | 40 x 78 | 21.9 | Anthracite | 22.00 |
| LM852TA | 40 x 78 | 21.9 | Taupe | 22.00 |

Gaja Planter



GAJA PLANTER LOW



| F/CODE | D x H CM | VOL LT | COLOUR | £ EACH |
|--------|-----------|--------|--------|--------|
| LM895C | 40 x 40.2 | 12.5 | Cream | 15.25 |
| LM895G | 40 x 40.2 | 12.5 | Grey | 15.25 |
| LM895O | 40 x 40.2 | 12.5 | Olive | 15.25 |



GAJA PLANTER MEDIUM



| F/CODE | D x H CM | VOL LT | COLOUR | £ EACH |
|--------|-----------|--------|--------|--------|
| LM896C | 40 x 61.8 | 12.5 | Cream | 19.00 |
| LM896G | 40 x 61.8 | 12.5 | Grey | 19.00 |
| LM896O | 40 x 61.8 | 12.5 | Olive | 19.00 |



GAJA PLANTER TALL



| F/CODE | D x H CM | VOL LT | COLOUR | £ EACH |
|--------|-----------|--------|--------|--------|
| LM897C | 40 x 74.7 | 12.5 | Cream | 24.00 |
| LM897G | 40 x 74.7 | 12.5 | Grey | 24.00 |
| LM897O | 40 x 74.7 | 12.5 | Olive | 24.00 |

Lamela

Agawa Dluto Planters

A frost resistant, lightweight decorative pot range with a unique surface design.



AGAWA DLUTO PLANTERS 46CM



| F/CODE | D x H CM | VOL LT | COLOUR | £ EACH |
|--------|----------|--------|------------|--------|
| LM744T | 46 x 40 | 37.3 | Terracotta | 9.50 |
| LM744C | 46 x 40 | 37.3 | Cream | 9.50 |
| LM744G | 46 x 40 | 37.3 | Grey | 9.50 |

AGAWA DLUTO PLANTERS 55CM



| F/CODE | D x H CM | VOL LT | COLOUR | £ EACH |
|--------|----------|--------|------------|--------|
| LM745T | 55 x 48 | 66 | Terracotta | 14.25 |
| LM745C | 55 x 48 | 66 | Cream | 14.25 |
| LM745G | 55 x 48 | 66 | Grey | 14.25 |

Troughs

TROUGH



| F/CODE | L x W x H CM | VOL LT | COLOUR | UNIT | £ |
|---------|-------------------|--------|------------|------|-------|
| LM429T | 40 x 18.7 x 14.7 | 10.4 | Terracotta | x 5 | 8.25 |
| LM429DG | 40 x 18.7 x 14.7 | 10.4 | Dark Green | x 5 | 8.25 |
| LM500T | 50 x 18.7 x 14.7 | 13.6 | Terracotta | x 5 | 10.00 |
| LM500DG | 50 x 18.7 x 14.7 | 13.6 | Dark Green | x 5 | 10.00 |
| LM430T | 60 x 18.7 x 14.7 | 15.7 | Terracotta | x 5 | 12.00 |
| LM430DG | 60 x 18.7 x 14.7 | 15.7 | Dark Green | x 5 | 12.00 |
| LM431T | 80 x 18.7 x 14.7 | 17.9 | Terracotta | x 5 | 15.50 |
| LM431DG | 80 x 18.7 x 14.7 | 17.9 | Dark Green | x 5 | 15.50 |
| LM432T | 100 x 18.7 x 14.7 | 21.7 | Terracotta | x 5 | 19.25 |
| LM432DG | 100 x 18.7 x 14.7 | 21.7 | Dark Green | x 5 | 19.25 |



BONA TROUGH ANTHRACITE



| F/CODE | L x W x H CM | VOL LT | UNIT | £ |
|--------|--------------------|--------|--------|-------|
| LM808G | 39.6 x 17.9 x 14.5 | 6 | Net 10 | 12.00 |
| LM810G | 59.6 x 17.9 x 14.5 | 9.5 | Each | 1.75 |



Indoor planters



Olive



Taupe



Anthracite

Lamela 

Aria Eco Wood Jumper Planter

Made from recycled plastic with up to 40% content from reclaimed wood chips.



WHITE

| F/CODE | D x H CM | VOL LT | UNIT | £ |
|---------|-----------|--------|------|------|
| LM219WH | 14 x 15.3 | 1.6 | x 5 | 4.00 |
| LM220WH | 16 x 18 | 2.4 | x 5 | 6.00 |
| LM221WH | 18 x 19.5 | 3.5 | x 5 | 8.00 |



FOREST GREEN

| F/CODE | D x H CM | VOL LT | UNIT | £ |
|---------|-----------|--------|------|------|
| LM219FG | 14 x 15.3 | 1.6 | x 5 | 4.00 |
| LM220FG | 16 x 18 | 2.4 | x 5 | 6.00 |
| LM221FG | 18 x 19.5 | 3.5 | x 5 | 8.00 |




GREY

| F/CODE | D x H CM | VOL LT | UNIT | £ |
|---------|-----------|--------|------|------|
| LM219GY | 14 x 15.3 | 1.6 | x 5 | 4.00 |
| LM220GY | 16 x 18 | 2.4 | x 5 | 6.00 |
| LM221GY | 18 x 19.5 | 3.5 | x 5 | 8.00 |



Lamela Aztec Planters



Lamela



AZTEC PLANTER 14CM

| F/CODE | D x H CM | VOL LT | UNIT | COLOUR | £ |
|---------|----------|--------|------|------------|------|
| LM790WB | 14 x 15 | 1.7 | x 4 | White/Blue | 6.25 |
| LM790WG | 14 x 15 | 1.7 | x 4 | White/Grey | 6.25 |
| LM790WP | 14 x 15 | 1.7 | x 4 | White/Nude | 6.25 |
| LM790WM | 14 x 15 | 1.7 | x 4 | White/Mint | 6.25 |



AZTEC PLANTER 19.5CM

| F/CODE | D x H CM | VOL LT | UNIT | COLOUR | £ |
|---------|-----------|--------|------|------------|-------|
| LM791BG | 19.5 x 20 | 4 | x 4 | Black/Gold | 10.00 |
| LM791WB | 19.5 x 20 | 4 | x 4 | White/Blue | 10.00 |
| LM791WG | 19.5 x 20 | 4 | x 4 | White/Grey | 10.00 |
| LM791WP | 19.5 x 20 | 4 | x 4 | White/Nude | 10.00 |
| LM791WM | 19.5 x 20 | 4 | x 4 | White/Mint | 10.00 |



Lamela Aztec Troughs



AZTEC TROUGH 40CM

| F/CODE | L x W x H CM | VOL LT | UNIT | COLOUR | £ |
|---------|------------------|--------|------|------------|-------|
| LM794BG | 40 x 18.5 x 20.5 | 10 | x 4 | Black/Gold | 20.00 |
| LM794WB | 40 x 18.5 x 20.5 | 10 | x 4 | White/Blue | 20.00 |
| LM794WG | 40 x 18.5 x 20.5 | 10 | x 4 | White/Grey | 20.00 |
| LM794WP | 40 x 18.5 x 20.5 | 10 | x 4 | White/Nude | 20.00 |
| LM794WM | 40 x 18.5 x 20.5 | 10 | x 4 | White/Mint | 20.00 |



Lamela Duet Planters

An eye catching pot, combining an inner cover pot and decorative sleeve.



Lamela



| F/CODE | D x H CM | VOL LT | UNIT | COLOUR | £ |
|---------|-----------|--------|------|------------------|------|
| LM76118 | 19.5 x 20 | 4 | x 4 | Anthracite/Cream | 9.75 |



| F/CODE | D x H CM | VOL LT | UNIT | COLOUR | £ |
|---------|-----------|--------|------|-------------|------|
| LM76138 | 19.5 x 20 | 4 | x 4 | Cream/Taupe | 9.75 |



| F/CODE | D x H CM | VOL LT | UNIT | COLOUR | £ |
|---------|-----------|--------|------|------------------|------|
| LM76130 | 19.5 x 20 | 4 | x 4 | Cream/Anthracite | 9.75 |



| F/CODE | D x H CM | VOL LT | UNIT | COLOUR | £ |
|---------|-----------|--------|------|-----------------------|------|
| LM76182 | 19.5 x 20 | 4 | x 4 | Anthracite/Anthracite | 9.75 |

Lamela Magnolia Planters



MAGNOLIA PLANTER GLOSSY 15.5CM



| F/CODE | D x H CM | VOL LT | COLOUR | UNIT | £ |
|---------|-------------|--------|-------------|------|------|
| LM202GR | 15.5 x 13.7 | 2 | Grey | x 10 | 8.25 |
| LM202PW | 15.5 x 13.7 | 2 | Pearl White | x 10 | 8.25 |
| LM202R | 15.5 x 13.7 | 2 | Red | x 10 | 8.40 |

MAGNOLIA PLANTER GLOSSY 18CM



| F/CODE | D x H CM | VOL LT | COLOUR | UNIT | £ |
|---------|-----------|--------|-------------|------|------|
| LM203GR | 18 x 15.9 | 3.1 | Grey | x 5 | 6.00 |
| LM203PW | 18 x 15.9 | 3.1 | Pearl White | x 5 | 6.00 |
| LM203R | 18 x 15.9 | 3.1 | Red | x 5 | 6.00 |

MAGNOLIA PLANTER GLOSSY 21CM



| F/CODE | D x H CM | VOL LT | COLOUR | UNIT | £ |
|---------|-----------|--------|-------------|------|------|
| LM204GR | 21 x 18.5 | 5 | Grey | x 5 | 8.40 |
| LM204PW | 21 x 18.5 | 5 | Pearl White | x 5 | 8.40 |
| LM204R | 21 x 18.5 | 5 | Red | x 5 | 8.40 |



MAGNOLIA JERSEY PLANTER 16CM



| F/CODE | D x H CM | VOL LT | COLOUR | UNIT | £ |
|--------|-----------|--------|--------|------|------|
| LM732W | 16 x 13.6 | 1.9 | White | x 10 | 9.00 |



MAGNOLIA JERSEY PLANTER 14CM



| F/CODE | D x H CM | VOL LT | COLOUR | UNIT | £ |
|---------|----------|--------|----------|------|------|
| LM731DR | 14 x 12 | 1.25 | Dark Red | x 10 | 7.40 |



Pots
Planters
Containers
Trays

CTi Planters

CTi and Fargo Working Together


Fargo have collaborated with CTi plastics to develop and bring to the market a premium range of plastic pots and containers.

We are pleased to introduce our new styles for 2023.

Innovation in trends, colour and quality is at the heart of every pot.

Embracing innovation

Look out for the latest 2023 colour trends and our Eco Friendly Flow Pots



CTi Premium Collection

Our high end premium containers are guaranteed to make an impact. Made to be long lasting, these items are sure to make a bold statement in any location.



SOMERVILLE BOWL 14"




SOMERVILLE BOWL 14"



| F/CODE | REF | D x H CM | VOL LT | COLOUR | £ EACH |
|----------|----------|-------------|--------|-----------------|--------|
| CTPRSB14 | SBL1720D | 35.5 x 22.5 | 14 | Chocolate Slate | 3.30 |

| F/CODE | REF | D x H CM | VOL LT | COLOUR | £ EACH |
|------------|----------|-------------|--------|-------------|--------|
| CTPRSB14LW | SBL1720D | 35.5 x 22.5 | 14 | Linen White | 3.30 |

DRILL POINTS FOR DRAINAGE



Somerville



SOMERVILLE TALL PLANTER



| F/CODE | REF | D x H CM | VOL LT | COLOUR | £ EACH |
|------------|----------|-----------|--------|-------------|--------|
| CTPRST13LW | STP1720G | 33 x 35.5 | 19.4 | Linen White | 5.10 |
| CTPRST16LW | STP1720D | 40.5 x 42 | 33 | Linen White | 9.75 |



SOMERVILLE TALL PLANTER



| F/CODE | REF | D x H CM | VOL LT | COLOUR | £ EACH |
|----------|----------|-----------|--------|-----------------|--------|
| CTPRST13 | STP1720G | 33 x 35.5 | 19.4 | Chocolate Slate | 5.10 |
| CTPRST16 | STP1720D | 40.5 x 42 | 33 | Chocolate Slate | 9.70 |





Anaheim Series



Antique
Slate

cti Living | Premium
COLLECTION



ANAHEIM PREMIUM PLANTER 13"



ANAHEIM PREMIUM PLANTER 18"



| F/CODE | REF | D x H CM | VOL LT | COLOUR | £ EACH | F/CODE | REF | D x H CM | VOL LT | COLOUR | £ EACH |
|---------|----------|------------|--------|---------------|--------|---------|----------|-------------|--------|---------------|--------|
| CTPRA13 | TDP1716K | 33 x 16.25 | 14 | Antique Slate | 2.90 | CTPRA18 | TDP1716B | 40.5 x 26.5 | 26.5 | Antique Slate | 10.00 |



ANAHEIM PREMIUM URN 14"



| F/CODE | REF | D x H CM | VOL LT | COLOUR | £ EACH |
|----------|----------|-----------|--------|---------------|--------|
| CTPRAU14 | TDU1716H | 35.5 x 39 | 15.6 | Antique Slate | 5.50 |



ANAHEIM PREMIUM SQUARE PLANTER 14.5"



| F/CODE | REF | L x W x H CM | VOL LT | COLOUR | £ EACH |
|------------|----------|----------------|--------|---------------|--------|
| CTPRASQ145 | TSD1716D | 37 x 37 x 30.5 | 25 | Antique Slate | 6.00 |

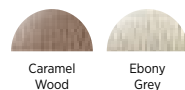


ANAHEIM WINDOW BOX 20"



| F/CODE | REF | L x W x H CM | VOL LT | COLOUR | £ EACH |
|-----------|----------|--------------|--------|---------------|--------|
| CTPRAWB20 | TWB1716H | 51 x 25 x 23 | 20 | Antique Slate | 4.80 |

Sand Thatched Series



TBL339E



BV0339F

SAND THATCHED BOWL 14"

| F/CODE | REF | D x H CM | VOL LT | COLOUR | £ EACH |
|---------|---------|-----------|--------|--------------|--------|
| CTSTBEG | TBL339E | 35.5 x 15 | 10.5 | Ebony Grey | 3.00 |
| CTSTBCW | TBL339E | 35.5 x 15 | 10.5 | Caramel Wood | 3.00 |



SAND THATCHED BO OVAL 17"

| F/CODE | REF | L x W x H CM | VOL LT | COLOUR | £ EACH |
|----------|--------|--------------|--------|--------------|--------|
| CTSTBOEG | BV339F | 43 x 23 x 15 | 12.2 | Ebony Grey | 2.80 |
| CTSTBOCW | BV339F | 43 x 23 x 15 | 12.2 | Caramel Wood | 2.80 |



RT339P



TTP339H

SAND THATCHED PLANTER 10"

| F/CODE | REF | D x H CM | VOL LT | COLOUR | UNIT | £ |
|-----------|--------|-------------|--------|--------------|------|-------|
| CTSTP10EG | RT339P | 25.4 x 26.6 | 11.3 | Ebony Grey | x 10 | 17.20 |
| CTSTP10CW | RT339P | 25.4 x 26.6 | 11.3 | Caramel Wood | x 10 | 17.20 |



SAND THATCHED PLANTER 14"

| F/CODE | REF | D x H CM | VOL LT | COLOUR | £ EACH |
|-----------|---------|-----------|--------|--------------|--------|
| CTSTP14EG | TTP339H | 35.5 x 38 | 28 | Ebony Grey | 8.00 |
| CTSTP14CW | TTP339H | 35.5 x 38 | 28 | Caramel Wood | 8.00 |



Commack



COMMACK PLANTER



| F/CODE | REF | D x H CM | VOL LT | COLOUR | £ EACH |
|---------|----------|-------------|--------|----------------|--------|
| CTPRC16 | SDP1814D | 40.5 x 32.5 | 26.5 | Charcoal Stone | 6.60 |
| CTPRC20 | SDP1814B | 51 x 40.5 | 52.5 | Charcoal Stone | 11.00 |

Harvest Series



HARVEST PLANTER SQUARE 17"



| F/CODE | REF | L x W x H CM | VOL LT | COLOUR | £ EACH |
|--------|---------|--------------|--------|----------|--------|
| CTHBS | TSD117E | 43 x 43 x 34 | 31.5 | Mahogany | 11.55 |

Saturn



SATURN PLANTER



| F/CODE | REF | D x H CM | VOL LT | COLOUR | £ EACH |
|-----------|----------|-------------|--------|---------------|--------|
| CTSPI2SSG | TTP1020H | 30.5 x 33 | 19 | Seascape Grey | 6.35 |
| CTSPI4SSG | TTP1020D | 35.5 x 64.7 | 30.25 | Seascape Grey | 10.75 |


Stone



STONE PLANTER



| F/CODE | REF | L x W x H CM | VOL LT | COLOUR | £ EACH |
|-----------|---------|--------------------|--------|------------|--------|
| CTSSPABWH | TST999N | 35.5 x 35.5 x 40.5 | 42 | Aged Black | 10.00 |



Cassava



CASSAVA 2 TONE SERIES 19"



| F/CODE | REF | D x H CM | VOL LT | COLOUR | £ EACH |
|---------|--------|-------------|--------|----------|--------|
| CTCP19B | TP356H | 47.5 x 37.5 | 42.5 | Burgundy | 9.25 |

Brussels



BRUSSELS ROUND PLANTER 20"



| F/CODE | REF | D x H CM | VOL LT | COLOUR | £ EACH |
|----------|--------|----------|--------|--------------|--------|
| CTBP20BB | DP802B | 51 x 38 | 41.15 | Black Bronze | 9.00 |

Milan Premium Colour Series



MILAN 15"



| F/CODE | REF | D x H CM | VOL LT | COLOUR | £ EACH |
|-----------|---------|-------------|--------|------------------|--------|
| CTMP15OP | DPI275C | 38.1 x 29.2 | 22 | Ombre Pewter | 6.00 |
| CTMP15HD | DPI275C | 38.1 x 29.2 | 22 | Honey Drip | 6.00 |
| CTMP15OB | DPI275C | 38.1 x 29.2 | 22 | Ombre Bordeaux | 6.00 |
| CTMP15BGT | DPI275C | 38.1 x 29.2 | 22 | Bamboo Green Tea | 6.00 |

Hobnail Series



cti Living



HOBNAIL BOWL 12"



| F/CODE | REF | D x H CM | VOL LT | COLOUR | £ EACH |
|-----------|---------|-------------|--------|--------------|--------|
| CTHNB12BB | BL1284H | 30.4 x 13.9 | 6.7 | Black Bronze | 3.55 |

HOBNAIL PLANTER 13"



| F/CODE | REF | D x H CM | VOL LT | COLOUR | £ EACH |
|-----------|---------|-----------|--------|--------------|--------|
| CTHNP13BB | DP1284H | 33 x 28.2 | 15.6 | Black Bronze | 3.10 |

HOBNAIL BOWL 18"



| F/CODE | REF | D x H CM | VOL LT | COLOUR | £ EACH |
|-----------|---------|-------------|--------|--------------|--------|
| CTHNB18BB | BL1284C | 45.7 x 16.5 | 17.7 | Black Bronze | 12.00 |

HOBNAIL PLANTER 17"



| F/CODE | REF | D x H CM | VOL LT | COLOUR | £ EACH |
|-----------|---------|-------------|--------|--------------|--------|
| CTHNP17BB | DP1284C | 43.1 x 34.2 | 32.6 | Black Bronze | 5.95 |



HOBNAIL BOWL 12"



| F/CODE | REF | D x H CM | VOL LT | COLOUR | £ EACH |
|-----------|---------|-------------|--------|---------------|--------|
| CTHNB12GM | BL1284H | 30.4 x 13.9 | 6.7 | Faux Concrete | 4.00 |

HOBNAIL PLANTER 13"



| F/CODE | REF | D x H CM | VOL LT | COLOUR | £ EACH |
|-----------|---------|-----------|--------|---------------|--------|
| CTHNP13GM | DP1284H | 33 x 28.2 | 15.6 | Faux Concrete | 3.65 |

HOBNAIL BOWL 18"



| F/CODE | REF | D x H CM | VOL LT | COLOUR | £ EACH |
|-----------|---------|-------------|--------|---------------|--------|
| CTHNB18GM | BL1284C | 45.7 x 16.5 | 17.7 | Faux Concrete | 12.00 |

HOBNAIL PLANTER 17"



| F/CODE | REF | D x H CM | VOL LT | COLOUR | £ EACH |
|-----------|---------|-------------|--------|---------------|--------|
| CTHNP17GM | DP1284C | 43.1 x 34.2 | 32.6 | Faux Concrete | 7.20 |





Scallop Series



SCALLOP PLANTER

| F/CODE | REF | D x H CM | VOL LT | COLOUR | £ EACH |
|----------|---------|----------|--------|--------------|--------|
| CTSP33FL | TDP903E | 33 x 29 | 15.5 | Faux Leather | 3.90 |
| CTSP40FL | TDP903C | 40 x 36 | 29.1 | Faux Leather | 6.95 |
| CTSP48FL | TDP903B | 48 x 43 | 41.75 | Faux Leather | 12.05 |



SCALLOP PLANTER

| F/CODE | REF | D x H CM | VOL LT | COLOUR | £ EACH |
|----------|---------|----------|--------|---------------|--------|
| CTSP33FC | TDP903E | 33 x 29 | 15.5 | Faux Concrete | 3.90 |
| CTSP40FC | TDP903C | 40 x 36 | 29.1 | Faux Concrete | 6.95 |
| CTSP48FC | TDP903B | 48 x 43 | 41.75 | Faux Concrete | 12.05 |

Classic Urn



CLASSIC URN

| F/CODE | REF | D x H CM | VOL LT | COLOUR | £ EACH |
|---------|--------|----------|--------|--------------|--------|
| CTCUMFL | DU901B | 38 x 54 | 22 | Faux Leather | 9.10 |
| CTCULFL | DU901A | 44 x 62 | 32 | Faux Leather | 12.30 |




CLASSIC URN

| F/CODE | REF | D x H CM | VOL LT | COLOUR | £ EACH |
|---------|--------|----------|--------|---------------|--------|
| CTCUMFC | DU901B | 38 x 54 | 22 | Faux Concrete | 9.10 |
| CTCULFC | DU901A | 44 x 62 | 32 | Faux Concrete | 12.30 |



Gala Series



GALA PLANTER 14"



| F/CODE | REF | D x H CM | VOL LT | COLOUR | £ EACH |
|----------|---------|----------|--------|---------------------------------|--------|
| CTGP14LT | TP1132D | 35 x 38 | 26.4 | Lagoon Teal Stone/ Black Rim | 5.50 |



GALA PLANTER 14"



| F/CODE | REF | D x H CM | VOL LT | COLOUR | £ EACH |
|----------|---------|----------|--------|----------------------------|--------|
| CTGP14WS | TP1132D | 35 x 38 | 26.4 | Walnut Stone/ Black Rim | 5.50 |



GALA PLANTER 14"



| F/CODE | REF | D x H CM | VOL LT | COLOUR | £ EACH |
|----------|---------|----------|--------|------------------------------|--------|
| CTGP14BS | TP1132D | 35 x 38 | 26.4 | Burgundy Stone/ Black Rim | 5.50 |

Morris Series



MORRIS PLANTER 15"



| F/CODE | REF | D x H CM | VOL LT | COLOUR | £ EACH |
|----------|---------|----------|--------|----------------|--------|
| CTM015WR | DP1426C | 39 x 30 | 23 | Weathered Rock | 4.55 |




MORRIS WINDOW BOX



| F/CODE | REF | L x W x H CM | VOL LT | COLOUR | £ EACH |
|----------|---------|--------------|--------|----------------|--------|
| CTMOWBWR | DB1426H | 51 x 25 x 23 | 21.5 | Weathered Rock | 6.05 |

Cumberland Series



CUMBERLAND PLANTER 14"



CUMBERLAND PLANTER 14"



| F/CODE | REF | D x H CM | VOL LT | COLOUR | £ EACH |
|---------|---------|-------------|--------|------------|--------|
| CTCUMGS | TP1625F | 35.5 x 35.5 | 23.2 | Grey Stone | 3.00 |

| F/CODE | REF | D x H CM | VOL LT | COLOUR | £ EACH |
|----------|---------|-------------|--------|----------------|--------|
| CTCUMDRB | TP1625F | 35.5 x 35.5 | 23.2 | Dark Red Brick | 3.00 |

Hendrix Series



HENDRIX TALL SQUARE 17"



HENDRIX TALL ROUND 18"



| F/CODE | REF | L x W x H CM | VOL LT | COLOUR | £ EACH |
|------------|------------|--------------|--------|-----------------|--------|
| CTHEN17SCB | TS1555C-CM | 43 x 43 x 48 | 57 | Champagne/Black | 8.75 |
| CTHEN17SPB | TS1555C-PT | 43 x 43 x 48 | 57 | Pewter/Black | 8.75 |

| F/CODE | REF | D x H CM | VOL LT | COLOUR | £ EACH |
|-----------|------------|----------|--------|-----------------|--------|
| CTHEN18CB | TP1555C-CM | 46 x 48 | 51 | Champagne/Black | 8.70 |
| CTHEN18PB | TP1555C-PT | 46 x 48 | 51 | Pewter/Black | 8.70 |

Wallace Series



WALLACE PLANTER 15"




WALLACE PLANTER 15"



| F/CODE | REF | D x H CM | VOL LT | COLOUR | £ EACH |
|-----------|---------|----------|--------|-------------|--------|
| CTWAL15SS | DP1310C | 38 x 29 | 21 | Sandy Stone | 3.85 |

| F/CODE | REF | D x H CM | VOL LT | COLOUR | £ EACH |
|-----------|-------------|----------|--------|-------------|--------|
| CTWAL15WS | DP1310C-WHS | 38 x 29 | 21 | White Stone | 3.85 |

Baker series



BAKER PLANTER 15"



| F/CODE | REF | D x H CM | VOL LT | COLOUR | £ EACH |
|---------|---------|----------|--------|---------------|--------|
| CTBAKCW | DP1616E | 38 x 30 | 22.8 | Ceramic White | 2.95 |



BAKER PLANTER 15"



| F/CODE | REF | D x H CM | VOL LT | COLOUR | £ EACH |
|---------|---------|----------|--------|---------------|--------|
| CTBAKSF | DP1616E | 38 x 30 | 22.8 | Silver Fusion | 2.95 |



BAKER PLANTER 15"



| F/CODE | REF | D x H CM | VOL LT | COLOUR | £ EACH |
|----------|---------|----------|--------|-----------------------|--------|
| CTBAKCCF | DP1616E | 38 x 30 | 22.8 | Chestnut Chalk Fusion | 2.95 |

Miranda Series



MIRANDA PLANTER TALL SQUARE 13"



| F/CODE | REF | L x W x H CM | VOL LT | COLOUR | £ EACH |
|--------|--------|--------------|--------|-----------|--------|
| CTMIRM | TS531D | 33 x 33 x 42 | 29.7 | Mist Grey | 5.00 |

MIRANDA PLANTER TALL SQUARE 13"



| F/CODE | REF | L x W x H CM | VOL LT | COLOUR | £ EACH |
|--------|--------|--------------|--------|--------|--------|
| CTMIRB | TS531D | 33 x 33 x 42 | 29.7 | Black | 4.65 |

Parker Series



PARKER PLANTER 12"



| F/CODE | REF | D x H CM | VOL LT | COLOUR | UNIT | £ |
|--------|---------|-------------|--------|--------------|------|-------|
| CTPPWT | DP1334L | 30.4 x 24.1 | 11.9 | Washed Taupe | x 10 | 15.50 |
| CTPPST | DP1334L | 30.4 x 24.1 | 11.9 | Shaded Taupe | x 10 | 15.50 |

PARKER PLANTER 16"



| F/CODE | REF | D x H CM | VOL LT | COLOUR | £ EACH |
|----------|---------|----------|--------|--------------|--------|
| CTPP16WT | DP1334D | 40 x 28 | 20 | Washed Taupe | 3.10 |
| CTPP16ST | DP1334D | 40 x 28 | 20 | Shaded Taupe | 3.10 |

Dune Planter Series



DUNE PLANTER WITH RIM 19"



| F/CODE | REF | D x H CM | VOL LT | COLOUR | £ EACH |
|-----------|--------|----------|--------|--------------------|--------|
| CTDP19PB | DP821B | 48 x 40 | 51.5 | Powdered Brick | 7.40 |
| CTDP19PWG | DP821B | 48 x 40 | 51.5 | Powdered Warm Grey | 7.40 |



DUNE PLANTER WITH RIM 11"

| F/CODE | REF | D x H CM | VOL LT | COLOUR | £ EACH |
|------------|--------|----------|--------|--------------------|--------|
| CTGDP11PB | TP821J | 28 x 30 | 13.6 | Powdered Brick | 2.30 |
| CTGDP11PWB | TP821J | 28 x 30 | 13.6 | Powdered Warm Grey | 2.30 |



DUNE PLANTER OVAL WITH RIM 20"



| F/CODE | REF | L x W x H CM | VOL LT | COLOUR | £ EACH |
|------------|--------|--------------|--------|--------------------|--------|
| CTDPO20PB | OV821D | 51 x 34 x 25 | 25.1 | Powdered Brick | 4.30 |
| CTDPO20PWG | OV821D | 51 x 34 x 25 | 25.1 | Powdered Warm Grey | 4.30 |



POLISHED TALL DUNE PLANTER 11"



| F/CODE | REF | D x H CM | VOL LT | COLOUR | £ EACH |
|----------|---------|----------|--------|-----------|--------|
| CTPOLDIB | TPX821I | 28 x 30 | 12.2 | Iris Blue | 2.55 |



POLISHED TALL DUNE PLANTER 11"



| F/CODE | REF | D x H CM | VOL LT | COLOUR | £ EACH |
|----------|---------|----------|--------|-------------|--------|
| CTPOLDLT | TPX821I | 28 x 30 | 12.2 | Lagoon Teal | 2.55 |

Mariella Series

Country Grey Washed Lead



MARIELLA PLANTER 12"

| F/CODE | REF | D x H CM | VOL LT | COLOUR | UNIT | £ |
|----------|---------|----------|--------|--------------|------|-------|
| CTMA12CG | DP1664K | 30 x 22 | 9.5 | Country Grey | x 10 | 13.46 |
| CTMA12WL | DP1664K | 30 x 22 | 9.5 | Washed Lead | x 10 | 13.46 |



DP1664K



MARIELLA PLANTER 13"

| F/CODE | REF | D x H CM | VOL LT | COLOUR | UNIT | £ |
|----------|---------|-----------|--------|--------------|------|-------|
| CTMA13CG | DP1664J | 32 x 23.8 | 10.6 | Country Grey | x 10 | 16.00 |
| CTMA13WL | DP1664J | 32 x 23.8 | 10.6 | Washed Lead | x 10 | 16.00 |



TP1664J



MARIELLA TALL PLANTER 12"

| F/CODE | REF | D x H CM | VOL LT | COLOUR | £ EACH |
|-----------|---------|-------------|--------|--------------|--------|
| CTMAT12CG | TP1664J | 30.8 x 30.4 | 13.2 | Country Grey | 2.25 |
| CTMAT12WL | TP1664J | 30.8 x 30.4 | 13.2 | Washed Lead | 2.25 |



BL1664H



MARIELLA BOWL 12"

| F/CODE | REF | D x H CM | VOL LT | COLOUR | UNIT | £ |
|---------|---------|--------------|--------|--------------|------|-------|
| CTMABCG | BL1664H | 29.2 x 12.65 | 4.92 | Country Grey | x 10 | 10.00 |
| CTMABWL | BL1664H | 29.2 x 12.65 | 4.92 | Washed Lead | x 10 | 10.00 |



WB1664H



MARIELLA WINDOW BOX 20"

| F/CODE | REF | L x W x H CM | VOL LT | COLOUR | £ EACH |
|----------|---------|--------------------|--------|--------------|--------|
| CTMAWBCG | WB1664H | 49.5 x 17.5 x 15.3 | 9 | Country Grey | 2.50 |
| CTMAWBWL | WB1664H | 49.5 x 17.5 x 15.3 | 9 | Washed Lead | 2.50 |



MARIELLA HANGING BASKET 12"

| F/CODE | REF | D x H CM | VOL LT | COLOUR | UNIT | £ |
|----------|---------|-------------|--------|--------------|------|-------|
| CTMAHBCG | HG1664J | 29.8 x 17.5 | 7.58 | Country Grey | x 10 | 15.50 |
| CTMAHBWL | HG1664J | 29.8 x 17.5 | 7.58 | Washed Lead | x 10 | 15.50 |



HG1664J

Philadelphia Series

Clay Rust Top/
Galvanised
Metal Bottom

Peach
Terracotta



new

PHILADELPHIA HANGING BASKET 12"



| F/CODE | REF | D x H CM | VOL LT | COLOUR | UNIT | £ |
|----------|---------|--------------|--------|------------------|------|-------|
| CTPHHBPT | HG1880J | 29.5 x 16.75 | 6.8 | Peach Terracotta | x 10 | 13.00 |



new

PHILADELPHIA PLANTER 13"



| F/CODE | REF | D x H CM | VOL LT | COLOUR | UNIT | £ |
|----------|---------|-------------|--------|------------------|------|-------|
| CTPH13PT | DP1880H | 32.3 x 22.7 | 10.2 | Peach Terracotta | x 10 | 13.00 |



new

PHILADELPHIA WINDOW BOX 20"



| F/CODE | REF | L x W x H CM | VOL LT | COLOUR | £ EACH |
|----------|---------|----------------|--------|------------------|--------|
| CTPHWBPT | WB1880H | 51.2 x 25 x 23 | 18.3 | Peach Terracotta | 3.00 |

Ingleside Series



new

INGLESIDE PLANTER TALL SQUARE 12"



| F/CODE | REF | L x W x H CM | VOL LT | COLOUR | £ EACH |
|--------|---------|------------------|--------|---|--------|
| CTING | TS1847M | 30.5 x 30.5 x 35 | 18.9 | Clay Rust Top/ Galvanised Metal Bottom | 5.40 |



new

INGLESIDE PLANTER TALL SQUARE 10.5"



| F/CODE | REF | L x W x H CM | VOL LT | COLOUR | £ EACH |
|----------|---------|------------------|--------|---|--------|
| CTING105 | TS1847P | 26.5 x 26.5 x 27 | 11.4 | Clay Rust Top/ Galvanised Metal Bottom | 4.00 |

Phoebe Series



CTPH125TCCF



CTPH125TCCF

PHOEBE PLANTER

| F/CODE | REF | D x H CM | VOL LT | COLOUR | £ EACH |
|-------------|-------------|-------------|--------|-----------------------|--------|
| CTPH125TCCF | TP4777M-CCF | 32 x 35 | 18.9 | Classic Creamy Fusion | 2.90 |
| CTPH14TCCF | TP477H-CCF | 35.5 x 35.5 | 25.3 | Classic Creamy Fusion | 5.40 |



Brooklyn



BROOKLYN PLANTER 15"



Tulumn



TULUMN PLANTER 12"



| F/CODE | REF | D x H CM | VOL LT | COLOUR | £ EACH |
|---------|---------|-----------|--------|-----------|--------|
| CTBROFR | DP1626F | 38 x 30.5 | 6.1 | Faux Rock | 4.60 |

| F/CODE | REF | D x H CM | VOL LT | COLOUR | £ EACH |
|---------|---------|----------|--------|------------|--------|
| CTTULWW | DP1832M | 30 x 24 | 11.35 | White Wash | 1.90 |

Agatha



AGATHA PLANTER 16"



Palm



PALM ROUND PLANTER 16"



| F/CODE | REF | D x H CM | VOL LT | COLOUR | £ EACH |
|----------|---------|----------|--------|--------------|--------|
| CTAG16ST | DP1439D | 41 x 29 | 22.7 | Shaded Taupe | 3.20 |

| F/CODE | REF | D x H CM | VOL LT | COLOUR | £ EACH |
|--------|--------|-------------|--------|--------------|--------|
| CTDPBB | DP506C | 40.5 x 28.5 | 25.5 | Black Bronze | 3.80 |



DURHAM ROUND PLANTER 14"



| F/CODE | REF | D x H CM | VOL LT | COLOUR | £ EACH |
|---------|---------|----------|--------|-------------|--------|
| CTDUR14 | DP1883E | 35 x 30 | 14.5 | Coffee Wash | 1.90 |



DURHAM ROUND PLANTER 18"



| F/CODE | REF | D x H CM | VOL LT | COLOUR | £ EACH |
|---------|---------|-------------|--------|-------------|--------|
| CTDUR18 | DP1883C | 44.5 x 33.5 | 26.1 | Coffee Wash | 3.85 |



DURHAM PLANTER SQUARE 14.5"



| F/CODE | REF | L x W x H CM | VOL LT | COLOUR | £ EACH |
|------------|---------|------------------|--------|-------------|--------|
| CTDUR145SQ | SQ1883H | 36.5 x 36.5 x 30 | 21.2 | Coffee Wash | 2.95 |



DURHAM WINDOW BOX 24"



| F/CODE | REF | L x W x H CM | VOL LT | COLOUR | £ EACH |
|---------|---------|----------------|--------|-------------|--------|
| CTDURWB | WB1883H | 61 x 25 x 21.8 | 20.6 | Coffee Wash | 3.15 |



Valencia Series



VALENCIA ROUND PLANTER 13"



| F/CODE | REF | D x H CM | VOL LT | COLOUR | £ EACH |
|---------|--------|----------|--------|---------------|--------|
| CTVPWFC | DP268G | 33 x 24 | 11.5 | Faux Concrete | 2.20 |
| CTVPWFL | DP268G | 33 x 24 | 11.5 | Faux Leather | 2.20 |



VALENCIA SQUARE PLANTER 12"



| F/CODE | REF | L x W x H CM | VOL LT | COLOUR | £ EACH |
|----------|--------|--------------|--------|---------------|--------|
| CTVPSQFC | SD268H | 30 x 30 x 24 | 12 | Faux Concrete | 2.35 |
| CTVPSQFL | SD268H | 30 x 30 x 24 | 12 | Faux Leather | 2.35 |



VALENCIA WINDOW BOX 20"



| F/CODE | REF | L x W x H CM | VOL LT | COLOUR | £ EACH |
|---------|--------|----------------|--------|---------------|--------|
| CTVWBFC | WB268H | 51 x 25.5 x 23 | 18.6 | Faux Concrete | 3.80 |
| CTVWBFL | WB268H | 51 x 25.5 x 23 | 18.6 | Faux Leather | 3.80 |



Estate Series



cti Living



ESTATE HANGING BASKET 12"



| F/CODE | REF | D x H CM | VOL LT | COLOUR | UNIT | £ |
|----------|--------|-----------|--------|-------------------|------|-------|
| CTESHBCH | XG203L | 30.5 x 22 | 7.5 | Chalk | x 10 | 13.80 |
| CTESHBBC | XG203L | 30.5 x 22 | 7.5 | Brushed Champagne | x 10 | 13.80 |



TALL ESTATE SQUARE 14"



| F/CODE | REF | L x W x H CM | VOL LT | COLOUR | £ EACH |
|----------|--------|------------------|--------|-------------------|--------|
| CTTESQCH | TS203K | 35.5 x 35.5 x 39 | 30.9 | Chalk | 5.10 |
| CTTESQBC | TS203K | 35.5 x 35.5 x 39 | 30.9 | Brushed Champagne | 5.10 |



ESTATE HEXAGONAL 9.6"



| F/CODE | REF | D x H CM | VOL LT | COLOUR | UNIT | £ |
|----------|--------|-----------|--------|--------|------|------|
| CTEHX9CH | HX203M | 24.4 x 19 | 5 | Chalk | x 10 | 8.35 |



ESTATE SQUARE 14"



| F/CODE | REF | L x W x H CM | VOL LT | COLOUR | £ EACH |
|---------|--------|------------------|--------|-------------------|--------|
| CTESQCH | SQ203H | 35.5 x 35.5 x 30 | 25.8 | Chalk | 3.65 |
| CTESQBC | SQ203H | 35.5 x 35.5 x 30 | 25.8 | Brushed Champagne | 3.65 |



ESTATE HEXAGONAL 14.8"



| F/CODE | REF | D x H CM | VOL LT | COLOUR | £ EACH |
|---------|--------|-----------|--------|-------------------|--------|
| CTEHXCH | HX203H | 37.5 x 29 | 14.3 | Chalk | 2.75 |
| CTEHXBC | HX203H | 37.5 x 29 | 14.3 | Brushed Champagne | 2.50 |



ESTATE WINDOW BOX 30"




| F/CODE | REF | D x H CM | VOL LT | COLOUR | £ EACH |
|-----------|--------|-------------|--------|-------------------|--------|
| CTEHX17CH | HX203D | 44.5 x 34.5 | 24.5 | Chalk | 4.25 |
| CTEHX17BC | HX203D | 44.5 x 34.5 | 24.5 | Brushed Champagne | 4.15 |

ESTATE HEXAGONAL 17.5"



| F/CODE | REF | L x W x H CM | VOL LT | COLOUR | £ EACH |
|----------|--------|----------------|--------|-------------------|--------|
| CTESWBCH | WB203C | 76 x 23 x 25.5 | 34.4 | Chalk | 6.45 |
| CTESWBBC | WB203C | 76 x 23 x 25.5 | 34.4 | Brushed Champagne | 6.65 |

Monaco Series



MONACO TALL PLANTER 13"



| F/CODE | REF | D x H CM | VOL LT | COLOUR | £ EACH |
|---------|---------|-----------|--------|-----------|--------|
| CTMPTGB | TP1056H | 33 x 33.5 | 16.2 | Grey Blue | 2.50 |



MONACO TALL PLANTER 15"



| F/CODE | REF | D x H CM | VOL LT | COLOUR | £ EACH |
|-----------|---------|-----------|--------|-------------------|--------|
| CTMPT15BM | TP1056D | 37.5 x 45 | 30 | Brushed Marshland | 5.10 |
| CTMPT15GB | TP1056D | 37.5 x 45 | 30 | Grey Blue | 5.10 |



MONACO ROUND PLANTER 13"



| F/CODE | REF | D x H CM | VOL LT | COLOUR | UNIT | £ |
|----------|---------|-----------|--------|-----------|------|-------|
| CTMP13GB | DP1056H | 33 x 23.5 | 10.2 | Grey Blue | x 10 | 15.50 |

MONACO ROUND PLANTER 17"



| F/CODE | REF | D x H CM | VOL LT | COLOUR | £ EACH |
|----------|---------|------------|--------|-----------|--------|
| CTMP17GB | DP1056C | 43 x 30.25 | 24.5 | Grey Blue | 3.65 |




MONACO HANGING BASKET 12"



| F/CODE | REF | D x H CM | VOL LT | COLOUR | UNIT | £ |
|----------|---------|-----------|--------|-----------|------|-------|
| CTMPHBGB | HG1056H | 30.5 x 17 | 6.7 | Grey Blue | x 10 | 13.70 |

Laurel Series



LAUREL ROUND PLANTER 6.5"



| F/CODE | REF | D x H CM | VOL LT | COLOUR | UNIT | £ |
|----------|--------|-----------|--------|------------------|------|------|
| CTLP16W | DP291U | 17 x 14.5 | 1.9 | Brushed Wisteria | x 10 | 6.90 |
| CTLP16S | DP291U | 17 x 14.5 | 1.9 | Silver | x 10 | 6.90 |
| CTLP16SG | DP291U | 17 x 14.5 | 1.9 | Stormy Grey | x 10 | 6.90 |
| CTLP16PC | DP291U | 17 x 14.5 | 1.9 | Patina Copper | x 10 | 6.90 |



DP291U, DP219T, DP715F

LAUREL ROUND PLANTER 8.9"



| F/CODE | REF | D x H CM | VOL LT | COLOUR | UNIT | £ |
|-----------|--------|-----------|--------|----------------------|------|------|
| CTLP22S | DP291T | 22.5 x 16 | 3.6 | Silver | x 10 | 7.00 |
| CTLP22BBS | DP291T | 22.5 x 16 | 3.6 | Brushed Butterscotch | x 10 | 7.00 |



SD715F

LAUREL ROUND PLANTER 13"



| F/CODE | REF | D x H CM | VOL LT | COLOUR | UNIT | £ |
|----------|--------|----------|--------|----------------------|------|-------|
| CTLP3BBS | DP715F | 33 x 24 | 10.2 | Brushed Butterscotch | x 10 | 15.50 |
| CTLP34S | DP715F | 33 x 24 | 10.2 | Silver | x 10 | 15.50 |
| CTLP34PC | DP715F | 33 x 24 | 10.2 | Patina Copper | x 10 | 15.50 |



TP715H

LAUREL SQUARE PLANTER 12"



| F/CODE | REF | L x W x H CM | VOL LT | COLOUR | £ EACH |
|-----------|--------|------------------|--------|----------------------|--------|
| CTLPSQBBS | SD715F | 30.5 x 30.5 x 24 | 12.8 | Brushed Butterscotch | 1.90 |
| CTLPSQS | SD715F | 30.5 x 30.5 x 24 | 12.8 | Silver | 1.90 |
| CTLPSQPC | SD715F | 30.5 x 30.5 x 24 | 12.8 | Patina Copper | 1.90 |

LAUREL TALL PLANTER 13"



| F/CODE | REF | D x H CM | VOL LT | COLOUR | £ EACH |
|----------|--------|----------|--------|----------------------|--------|
| CTLPTBBS | TP715H | 33 x 35 | 18.9 | Brushed Butterscotch | 3.25 |
| CTLPTS | TP715H | 33 x 35 | 18.9 | Silver | 3.25 |
| CTLPTPC | TP715H | 33 x 35 | 18.9 | Patina Copper | 3.25 |



HG715F

LAUREL HANGING BASKET 12"



| F/CODE | REF | D x H CM | VOL LT | COLOUR | UNIT | £ |
|---------|--------|-------------|--------|----------------------|------|-------|
| CTLPBBS | HG715F | 30.5 x 16.5 | 7 | Brushed Butterscotch | x 10 | 15.00 |
| CTLPBBS | HG715F | 30.5 x 16.5 | 7 | Silver | x 10 | 15.00 |
| CTLPBPC | HG715F | 30.5 x 16.5 | 7 | Patina Copper | x 10 | 15.00 |

LAUREL WINDOW BOX 15"




| F/CODE | REF | L x W x H CM | VOL LT | COLOUR | UNIT | £ |
|----------|--------|--------------|--------|----------------------|------|-------|
| CTLPWBBS | WB291H | 38 x 29 x 16 | 7.6 | Brushed Butterscotch | x 10 | 15.55 |
| CTLPWBS | WB291H | 38 x 29 x 16 | 7.6 | Silver | x 10 | 15.55 |
| CTLPWBPC | WB291H | 38 x 29 x 16 | 7.6 | Patina Copper | x 10 | 15.55 |



WB291H

Euro Series



EURO PLANTER SQUARE



| F/CODE | REF | SIZE " | L x W x H CM | VOL LT | COLOUR | £ EACH |
|------------|--------|--------|--------------|--------|-------------------------|--------|
| CTEU11SQAG | SD102H | 11 | 28 x 28 x 31 | 14.3 | Grey/Glossy Apple Green | 6.50 |

EURO PLANTER ROUND



| F/CODE | REF | SIZE " | D x H CM | VOL LT | COLOUR | £ EACH |
|-----------|--------|--------|-----------|--------|-------------------------|--------|
| CTEU12RAG | DP102H | 12 | 30 x 30 | 11.5 | Grey/Glossy Apple Green | 5.65 |
| CTEU14RAG | DP102E | 14 | 36.5 x 37 | 22.5 | Grey/Glossy Apple Green | 8.85 |

TALL EURO PLANTER ROUND



| F/CODE | REF | SIZE " | D x H CM | VOL LT | COLOUR | £ EACH |
|------------|--------|--------|-----------|--------|-------------------------|--------|
| CTEU15TRAG | TP102E | 15 | 37.5 x 50 | 43.6 | Grey/Glossy Apple Green | 12.35 |



TALL EURO PLANTER SQUARE



| F/CODE | REF | SIZE " | L x W x H CM | VOL LT | COLOUR | £ EACH |
|-----------|--------|--------|------------------|--------|--------------------|--------|
| CTEU11SQC | SD102H | 11 | 27.5 x 27.5 x 31 | 14.3 | Grey/Glossy Copper | 6.50 |

EURO PLANTER SQUARE



| F/CODE | REF | SIZE " | L x W x H CM | VOL LT | COLOUR | £ EACH |
|-----------|--------|--------|------------------|--------|-----------------|--------|
| CTEU11SQR | SD102H | 11 | 27.5 x 27.5 x 31 | 14.3 | Grey/Glossy Red | 6.50 |

EURO PLANTER ROUND



| F/CODE | REF | SIZE " | D x H CM | VOL LT | COLOUR | £ EACH |
|----------|--------|--------|-----------|--------|--------------------|--------|
| CTEU12RC | DP102H | 12 | 30 x 30 | 11.5 | Grey/Glossy Copper | 5.65 |
| CTEU14RC | DP102E | 14 | 36.5 x 37 | 36 | Grey/Glossy Copper | 8.85 |

TALL EURO PLANTER ROUND



| F/CODE | REF | SIZE " | D x H CM | VOL LT | COLOUR | £ EACH |
|----------|--------|--------|----------|--------|-----------------|--------|
| CTEU12RR | DP102H | 12 | 30 x 31 | 11.5 | Grey/Glossy Red | 5.65 |
| CTEU14RR | DP102E | 14 | 36 x 41 | 36 | Grey/Glossy Red | 8.85 |





**EURO PLANTER SQUARE
FAUX CONCRETE**



| F/CODE | REF | SIZE " | L x W x H CM | VOL LT | £ EACH |
|-----------|--------|--------|------------------|--------|--------|
| CTEU11SQG | SD102H | 11 | 27.5 x 27.5 x 31 | 14.3 | 6.50 |



**EURO PLANTER ROUND
FAUX CONCRETE**



| F/CODE | REF | SIZE " | D x H CM | VOL LT | £ EACH |
|----------|--------|--------|-----------|--------|--------|
| CTEU12RG | DP102H | 12 | 30 x 30 | 11.5 | 5.65 |
| CTEU14RG | DP102E | 14 | 36.5 x 37 | 22.5 | 8.85 |



**EURO PLANTER SQUARE
GLOSSY BLACK**



| F/CODE | REF | SIZE " | L x W x H CM | VOL LT | £ EACH |
|-----------|--------|--------|------------------|--------|--------|
| CTEU11SQB | SD102H | 11 | 27.5 x 27.5 x 31 | 14.3 | 6.50 |

**EURO PLANTER ROUND
GLOSSY BLACK**



| F/CODE | REF | SIZE " | D x H CM | VOL LT | £ EACH |
|----------|--------|--------|-----------|--------|--------|
| CTEU12RB | DP102H | 12 | 30 x 30 | 11.5 | 5.65 |
| CTEU14RB | DP102E | 14.5 | 36.5 x 37 | 22.5 | 8.85 |


**TALL EURO PLANTER ROUND
GLOSSY BLACK**



| F/CODE | REF | SIZE " | D x H CM | VOL LT | £ EACH |
|-----------|--------|--------|----------|--------|--------|
| CTEU15TRB | TP102E | 15 | 38 x 51 | 34 | 15.85 |



Tuscany Series



TUSCANY ROPE HANGING BASKET 12"



| F/CODE | REF | D x H CM | VOL LT | COLOUR | UNIT | £ |
|---------|--------|-------------|--------|---------------------|------|-------|
| CTTHBAM | HG065E | 30.5 x 20.5 | 7.7 | Powdered Terracotta | x 10 | 15.00 |
| CTTHBBB | HG065E | 30.5 x 20.5 | 7.7 | Black Bronze | x 10 | 15.00 |

TUSCANY ROPE HEXAGONAL PLANTER 11.5"



| F/CODE | REF | D x H CM | VOL LT | COLOUR | UNIT | £ |
|----------|--------|----------|--------|--------|------|-------|
| CTTRHPCH | HX065K | 29 x 23 | 9.5 | Chalk | x 10 | 12.35 |

TUSCANY ROMAN 10"



| F/CODE | REF | D x H CM | VOL LT | COLOUR | UNIT | £ |
|----------|--------|-----------|--------|---------------------|------|-------|
| CTTR25AM | DPO77R | 24.5 x 23 | 6.85 | Powdered Terracotta | x 10 | 16.40 |
| CTTR25BB | DPO77R | 24.5 x 23 | 6.85 | Black Bronze | x 10 | 16.40 |
| CTTR25CO | DPO77R | 24.5 x 23 | 6.85 | Copper | x 10 | 16.40 |
| CTTR25S | DPO77R | 24.5 x 23 | 6.85 | Silver | x 10 | 16.40 |
| CTTR25VG | DPO77R | 24.5 x 23 | 6.85 | Verdigris | x 10 | 16.40 |
| CTTR25EG | DPO77R | 24.5 x 23 | 6.85 | Ebony Grey | x 10 | 16.40 |



DPO77R

TUSCANY ROMAN 13.5"



| F/CODE | REF | D x H CM | VOL LT | COLOUR | £ EACH |
|----------|--------|-------------|--------|---------------------|--------|
| CTTR34BB | DPO77M | 33.5 x 25.5 | 11.5 | Black Bronze | 2.50 |
| CTTR34CO | DPO77M | 33.5 x 25.5 | 11.5 | Copper | 2.50 |
| CTTR34S | DPO77M | 33.5 x 25.5 | 11.5 | Silver | 2.50 |
| CTTR34VG | DPO77M | 33.5 x 25.5 | 11.5 | Verdigris | 2.50 |
| CTTR34AM | DPO77M | 33.5 x 25.5 | 11.5 | Powdered Terracotta | 2.70 |
| CTTR34EG | DPO77M | 33.5 x 25.5 | 11.5 | Ebony Grey | 2.75 |



DPO77M / DPO77E

TUSCANY ROMAN 17.8"



| F/CODE | REF | D x H CM | VOL LT | COLOUR | £ EACH |
|----------|--------|-----------|--------|---------------------|--------|
| CTTR46AM | DPO77E | 45 x 35.5 | 29 | Powdered Terracotta | 4.25 |
| CTTR46BB | DPO77E | 45 x 35.5 | 29 | Black Bronze | 4.25 |
| CTTR46CO | DPO77E | 45 x 35.5 | 29 | Copper | 4.25 |
| CTTR46S | DPO77E | 45 x 35.5 | 29 | Silver | 4.25 |
| CTTR46VG | DPO77E | 45 x 35.5 | 29 | Verdigris | 4.25 |
| CTTR46EG | DPO77E | 45 x 35.5 | 29 | Ebony Grey | 4.25 |



TUSCANY ROMAN SQUARE 12.5"



TUSCANY SQUARE 14.3"

| F/CODE | REF | L x W x H CM | VOL LT | COLOUR | £ EACH |
|---------|--------|----------------|--------|--------------|--------|
| CTTLSBB | SDO77M | 31 x 31 x 26.5 | 15.5 | Black Bronze | 3.20 |
| CTTLSS | SDO77M | 31 x 31 x 26.5 | 15.5 | Silver | 3.35 |
| CTTLSEG | SDO77M | 31 x 31 x 26.5 | 15.5 | Ebony Grey | 3.35 |

| F/CODE | REF | L x W x H CM | VOL LT | COLOUR | £ EACH |
|--------|--------|------------------|--------|---------------------|--------|
| CTTSAB | SQ033K | 36.5 x 36.5 x 30 | 32 | Aged Black | 4.70 |
| CTTSBB | SQ033K | 36.5 x 36.5 x 30 | 32 | Black Bronze | 4.95 |
| CTTSAM | SQ033K | 36.5 x 36.5 x 30 | 32 | Powdered Terracotta | 5.45 |



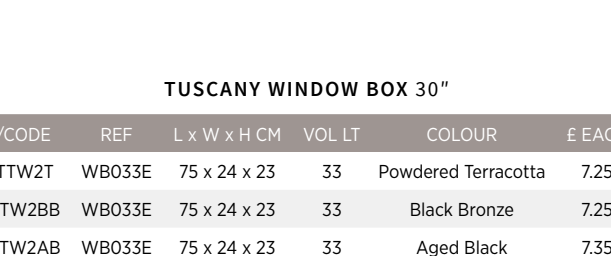
TUSCANY WINDOW BOX 20"



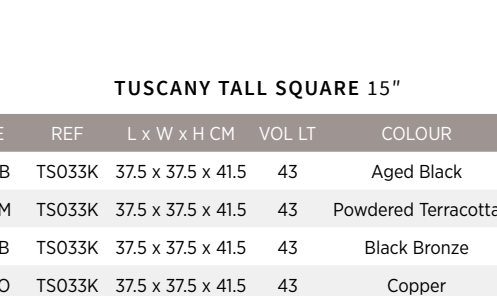
TUSCANY TALL SQUARE 10.5"

| F/CODE | REF | L x W x H CM | VOL LT | COLOUR | £ EACH |
|--------|--------|--------------------|--------|---------------------|--------|
| CTTWAB | WB033H | 47.3 x 24.7 x 24.7 | 21 | Aged Black | 4.20 |
| CTTWAM | WB033H | 47.3 x 24.7 x 24.7 | 21 | Powdered Terracotta | 4.20 |
| CTTWBB | WB033H | 47.3 x 24.7 x 24.7 | 21 | Black Bronze | 4.20 |

| F/CODE | REF | L x W x H CM | VOL LT | COLOUR | £ EACH |
|---------|--------|------------------|--------|--------------|--------|
| CTTSSAB | TS033P | 26.5 x 26.5 x 33 | 15 | Aged Black | 2.15 |
| CTTSSBB | TS033P | 26.5 x 26.5 x 33 | 15 | Black Bronze | 2.15 |



TUSCANY WINDOW BOX 30"



TUSCANY TALL SQUARE 15"

| F/CODE | REF | L x W x H CM | VOL LT | COLOUR | £ EACH |
|---------|--------|--------------|--------|---------------------|--------|
| CTTW2T | WB033E | 75 x 24 x 23 | 33 | Powdered Terracotta | 7.25 |
| CTTW2BB | WB033E | 75 x 24 x 23 | 33 | Black Bronze | 7.25 |
| CTTW2AB | WB033E | 75 x 24 x 23 | 33 | Aged Black | 7.35 |

| F/CODE | REF | L x W x H CM | VOL LT | COLOUR | £ EACH |
|---------|--------|--------------------|--------|---------------------|--------|
| CTTTSAB | TS033K | 37.5 x 37.5 x 41.5 | 43 | Aged Black | 5.95 |
| CTTTSAM | TS033K | 37.5 x 37.5 x 41.5 | 43 | Powdered Terracotta | 5.95 |
| CTTTSBB | TS033K | 37.5 x 37.5 x 41.5 | 43 | Black Bronze | 5.95 |
| CTTTSCO | TS033K | 37.5 x 37.5 x 41.5 | 43 | Copper | 5.95 |

Mod Flora Series



Brushed Metallic Cappuccino



Powdered Foggy Grey



Powdered Taupe



Vintage Tin

MOD FLORA POT 12"



| F/CODE | REF | D x H CM | VOL LT | COLOUR | UNIT | £ |
|-----------|--------|----------|--------|-----------------------------|------|-------|
| CTMF30BMC | DP8440 | 30 x 24 | 8.9 | Brushed Metallic Cappuccino | x 10 | 15.90 |
| CTMF30PFG | DP8440 | 30 x 24 | 8.9 | Powdered Foggy Grey | x 10 | 15.90 |
| CTMF30PT | DP8440 | 30 x 24 | 8.9 | Powdered Taupe | x 10 | 15.90 |
| CTMF30VT | DP8440 | 30 x 24 | 8.9 | Vintage Tin | x 10 | 15.90 |

MOD FLORA POT 13.5"




| F/CODE | REF | D x H CM | VOL LT | COLOUR | £ EACH |
|-----------|--------|----------|--------|-----------------------------|--------|
| CTMF34BMC | DP844M | 34 x 26 | 12 | Brushed Metallic Cappuccino | 2.45 |
| CTMF34PFG | DP844M | 34 x 26 | 12 | Powdered Foggy Grey | 2.45 |
| CTMF34PT | DP844M | 34 x 26 | 12 | Powdered Taupe | 2.45 |
| CTMF34VT | DP844M | 34 x 26 | 12 | Vintage Tin | 2.45 |

MOD FLORA POT 18.5"



| F/CODE | REF | D x H CM | VOL LT | COLOUR | £ EACH |
|-----------|--------|-----------|--------|-----------------------------|--------|
| CTMF46BMC | DP844E | 45.5 x 36 | 29 | Brushed Metallic Cappuccino | 3.50 |
| CTMF46PFG | DP844E | 45.5 x 36 | 29 | Powdered Foggy Grey | 3.50 |
| CTMF46PT | DP844E | 45.5 x 36 | 29 | Powdered Taupe | 3.50 |
| CTMF46VT | DP844E | 45.5 x 36 | 29 | Vintage Tin | 3.50 |

Helix Series



HELIX TALL SQUARE PLANTER 14"



| F/CODE | REF | L x W x H CM | VOL LT | COLOUR | £ EACH |
|-----------|--------|------------------|--------|--------------|--------|
| CTTHPSS | TS795D | 35.5 x 35.5 x 48 | 46.6 | Silver | 9.20 |
| CTTHPSQWC | TS795D | 35.5 x 35.5 x 48 | 46.6 | Warm Copper | 9.20 |
| CTTHPSBB | TS795D | 35.5 x 35.5 x 48 | 46.6 | Black Bronze | 9.20 |



HELIX BOWL 17"



| F/CODE | REF | D x H CM | VOL LT | COLOUR | £ EACH |
|----------|--------|-----------|--------|-------------|--------|
| CTHB17S | BL790C | 43 x 16.5 | 13 | Silver | 2.00 |
| CTHB17WC | BL790C | 43 x 16.5 | 13 | Warm Copper | 2.00 |



HELIX ROUND PLANTER WITH SAUCER 19"



| F/CODE | REF | D x H CM | VOL LT | COLOUR | £ EACH |
|----------|---------|----------|--------|-------------|--------|
| CTHP48WC | DPS795B | 48 x 34 | 37.5 | Warm Copper | 8.00 |
| CTHP48S | DPS795B | 48 x 34 | 37.5 | Silver | 8.00 |



HELIX TALL PLANTER 10"



| F/CODE | REF | D x H CM | VOL LT | COLOUR | UNIT | £ |
|----------|--------|-----------|--------|-------------|------|-------|
| CTTHPSWC | TP795P | 25.5 x 19 | 6 | Warm Copper | x 10 | 11.00 |
| CTTHPSWS | TP795P | 25.5 x 19 | 6 | Silver | x 10 | 11.00 |

HELIX TALL PLANTER 12"



| F/CODE | REF | D x H CM | VOL LT | COLOUR | £ EACH |
|---------|--------|-----------|--------|--------------|--------|
| CTTHPBB | TP795H | 30.5 x 33 | 17 | Black Bronze | 3.50 |
| CTTHPS | TP795H | 30.5 x 33 | 17 | Silver | 3.50 |
| CTTHPCO | TP795H | 30.5 x 33 | 17 | Copper | 3.50 |

HELIX TALL PLANTER 14"



| F/CODE | REF | D x H CM | VOL LT | COLOUR | £ EACH |
|----------|--------|-----------|--------|-------------|--------|
| CTTHPLS | TP795C | 35.5 x 38 | 26.5 | Silver | 6.00 |
| CTTHPLWC | TP795C | 35.5 x 38 | 26.5 | Warm Copper | 6.00 |



HELIX ROUND PLANTER 10"



| F/CODE | REF | D x H CM | VOL LT | COLOUR | UNIT | £ |
|----------|--------|-------------|--------|--------------|------|------|
| CTHP25S | DP795M | 25.5 x 18.5 | 6 | Silver | x 10 | 9.50 |
| CTHP25WC | DP795M | 25.5 x 18.5 | 6 | Warm Copper | x 10 | 9.50 |
| CTHP25BB | DP795M | 25.5 x 18.5 | 6 | Black Bronze | x 10 | 9.50 |

HELIX TALL PLANTER 13"




| F/CODE | REF | D x H CM | VOL LT | COLOUR | UNIT | £ |
|----------|--------|----------|--------|-------------|------|-------|
| CTHP33S | DP795H | 34 x 24 | 12.5 | Silver | x 10 | 15.55 |
| CTHP33WC | DP795H | 34 x 24 | 12.5 | Warm Copper | x 10 | 15.55 |

HELIX ROUND PLANTER 16"



| F/CODE | REF | D x H CM | VOL LT | COLOUR | £ EACH |
|----------|--------|-----------|--------|-------------|--------|
| CTHP40S | DP795D | 40.5 x 29 | 27.8 | Silver | 2.75 |
| CTHP40WC | DP795D | 40.5 x 29 | 27.8 | Warm Copper | 2.75 |

Crackle Series



CRACKLE PLANTER 12"

| F/CODE | REF | D x H CM | VOL LT | COLOUR | £ EACH |
|-----------|---------|-------------|--------|-------------------------|--------|
| CTCR12WR | DPI235H | 30.4 x 23.8 | 11 | Ceramic White/Glitz Red | 1.85 |
| CTCR12CW | DPI235H | 30.4 x 23.8 | 11 | Ceramic White | 1.85 |
| CTCR12CON | DPI235H | 30.4 x 23.8 | 11 | Concrete Grey | 1.85 |
| CTCR12CC | DPI235H | 30.4 x 23.8 | 11 | Ceramic Cream | 1.85 |



CRACKLE PLANTER 14"


| F/CODE | REF | D x H CM | VOL LT | COLOUR | £ EACH |
|-----------|---------|-------------|--------|---------------|--------|
| CTCR14CW | DPI235E | 36.8 x 29.7 | 18.7 | Ceramic White | 2.25 |
| CTCR14CON | DPI235E | 36.8 x 29.7 | 18.7 | Concrete Grey | 2.25 |
| CTCR14CC | DPI235E | 36.8 x 29.7 | 18.7 | Ceramic Cream | 2.25 |



CRACKLE WINDOW BOX 12"

| F/CODE | REF | L x W x H CM | VOL LT | COLOUR | UNIT | £ |
|-------------|-------------|--------------|--------|-------------------------|------|-------|
| CTCRWB12WR | WB1235N-GIF | 30 x 20 x 15 | 5.7 | Ceramic White/Glitz Red | x 10 | 14.00 |
| CTCRWB12CW | WB1235N-CEW | 30 x 20 x 15 | 5.7 | Ceramic White | x 10 | 14.00 |
| CTCRWB12CON | WB1235N-CG | 30 x 20 x 15 | 5.7 | Concrete Grey | x 10 | 14.00 |
| CTCRWB12CC | WB1235N-CEC | 30 x 20 x 15 | 5.7 | Ceramic Cream | x 10 | 14.00 |





CRACKLE HANGING BASKET 12"



| F/CODE | REF | D x H CM | VOL LT | COLOUR | UNIT | £ |
|-----------|-------------|----------|--------|-------------------------|------|-------|
| CTCRHBWR | HG1235H-GIF | 30 x 17 | 7.6 | Ceramic White/Glitz Red | x 10 | 15.00 |
| CTCRHBCW | HG1235H-CEW | 30 x 17 | 7.6 | Ceramic White | x 10 | 15.00 |
| CTCRHBCON | HG1235H-CG | 30 x 17 | 7.6 | Concrete Grey | x 10 | 15.00 |
| CTCRHBCC | HG1235H-CEC | 30 x 17 | 7.6 | Ceramic Cream | x 10 | 15.00 |

Medley Series

MEDLEY ROUND PLANTER 14.5"



| F/CODE | REF | D x H CM | VOL LT | COLOUR | £ EACH |
|----------|--------|-----------|--------|--------------|--------|
| CTMP37BB | DP690H | 37 x 30.5 | 17.5 | Black Bronze | 3.00 |
| CTMP37CO | DP690H | 37 x 30.5 | 17.5 | Copper | 3.00 |
| CTMP37S | DP690H | 37 x 30.5 | 17.5 | Silver | 3.00 |

MEDLEY ROUND PLANTER 18"



| F/CODE | REF | D x H CM | VOL LT | COLOUR | £ EACH |
|----------|--------|-------------|--------|--------------|--------|
| CTMP45BB | DP690C | 45.5 x 35.5 | 30 | Black Bronze | 4.30 |
| CTMP45CO | DP690C | 45.5 x 35.5 | 30 | Copper | 4.30 |
| CTMP45S | DP690C | 45.5 x 35.5 | 30 | Silver | 4.30 |

MEDLEY SQUARE PLANTER 14"



| F/CODE | REF | L x W x H CM | VOL LT | COLOUR | £ EACH |
|----------|--------|----------------|--------|--------------|--------|
| CTMS37BB | SD690H | 37 x 37 x 30.5 | 21 | Black Bronze | 3.25 |
| CTMS37CO | SD690H | 37 x 37 x 30.5 | 21 | Copper | 3.25 |
| CTMS37S | SD690H | 37 x 37 x 30.5 | 21 | Silver | 3.25 |

MEDLEY SQUARE PLANTER 16"



| F/CODE | REF | L x W x H CM | VOL LT | COLOUR | £ EACH |
|----------|--------|------------------|--------|--------------|--------|
| CTMS40BB | SD690C | 40.5 x 40.5 x 35 | 30.7 | Black Bronze | 4.35 |
| CTMS40CO | SD690C | 40.5 x 40.5 x 35 | 30.7 | Copper | 4.35 |
| CTMS40S | SD690C | 40.5 x 40.5 x 35 | 30.7 | Silver | 4.35 |

MEDLEY WINDOW BOX 20"



| F/CODE | REF | L x W x H CM | VOL LT | COLOUR | £ EACH |
|---------|--------|----------------|--------|--------------|--------|
| CTMWBBB | WB690H | 51 x 25.5 x 23 | 18.9 | Black Bronze | 3.05 |
| CTMWBCO | WB690H | 51 x 25.5 x 23 | 18.9 | Copper | 3.05 |
| CTMWBS | WB690H | 51 x 25.5 x 23 | 18.9 | Silver | 3.05 |



Bella Series



BELLA PLANTER TERRACOTTA



| F/CODE | REF | D x H CM | VOL LT | UNIT | £ |
|---------|--------|-------------|--------|------|-------|
| CTBP22T | PN088K | 22 x 16.5 | 4 | x 10 | 5.80 |
| CTBP24T | PN088G | 24 x 16.5 | 5.3 | x 10 | 7.60 |
| CTBP26T | PN088N | 25.5 x 18.5 | 6 | x 10 | 8.00 |
| CTBP28T | PN088F | 26.5 x 18.5 | 6.6 | x 10 | 8.25 |
| CTBP30T | PN088D | 29.5 x 21.5 | 8.6 | x 10 | 11.65 |
| CTBP31T | PN088E | 30 x 22 | 9.5 | x 10 | 12.50 |
| CTBP34T | PN088C | 34 x 24 | 12.5 | x 10 | 14.05 |
| CTBP36T | PN088B | 37 x 26 | 15.3 | x 10 | 17.15 |
| CTBP42T | PN088A | 42 x 30 | 25.8 | Each | 2.75 |



BELLA COLOURS 9.6"



| F/CODE | REF | D x H CM | VOL LT | COLOUR | UNIT | £ |
|----------|--------|-----------|--------|----------------|------|-------|
| CTBP24MA | PN088G | 24 x 16.5 | 5.3 | Marsala | x 10 | 10.00 |
| CTBP24MC | PN088G | 24 x 16.5 | 5.3 | Milk Chocolate | x 10 | 9.10 |
| CTBP24PW | PN088G | 24 x 16.5 | 5.3 | Periwinkle | x 10 | 9.10 |
| CTBP24FG | PN088G | 24 x 16.5 | 5.3 | Foggy Grey | x 10 | 10.00 |



Periwinkle

BELLA COLOURS 11.2"



| F/CODE | REF | D x H CM | VOL LT | COLOUR | UNIT | £ |
|----------|--------|-------------|--------|----------------|------|-------|
| CTBP28FG | PN088F | 26.5 x 18.5 | 6.6 | Foggy Grey | x 10 | 10.85 |
| CTBP28MA | PN088F | 26.5 x 18.5 | 6.6 | Marsala | x 10 | 10.85 |
| CTBP28MC | PN088F | 26.5 x 18.5 | 6.6 | Milk Chocolate | x 10 | 10.85 |
| CTBP28PW | PN088F | 26.5 x 18.5 | 6.6 | Periwinkle | x 10 | 10.85 |



Milk Chocolate

BELLA COLOURS 11.83"



| F/CODE | REF | D x H CM | VOL LT | COLOUR | UNIT | £ |
|----------|--------|----------|--------|----------------|------|-------|
| CTBP31FG | PN088E | 30 x 22 | 9.5 | Foggy Grey | x 10 | 14.35 |
| CTBP31MA | PN088E | 30 x 22 | 9.5 | Marsala | x 10 | 14.35 |
| CTBP31MC | PN088E | 30 x 22 | 9.5 | Milk Chocolate | x 10 | 14.35 |
| CTBP31PW | PN088E | 30 x 22 | 9.5 | Periwinkle | x 10 | 14.35 |



Foggy Grey



Marsala





Moss Green



Ocean Blue



Royal Purple

GROWER SQUARE PLANTER 11"



| F/CODE | REF | L x W x H CM | VOL LT | COLOUR | £ EACH |
|------------|--------|--------------------|--------|--------------|--------|
| CTGRO11SMG | SD103H | 27.5 x 27.5 x 27.5 | 15 | Moss Green | 2.50 |
| CTGRO11SOB | SD103H | 27.5 x 27.5 x 27.5 | 15 | Ocean Blue | 2.50 |
| CTGRO11SRP | SD103H | 27.5 x 27.5 x 27.5 | 15 | Royal Purple | 2.50 |

GROWER SQUARE PLANTER 13"



| F/CODE | REF | L x W x H CM | VOL LT | COLOUR | £ EACH |
|------------|--------|----------------|--------|--------------|--------|
| CTGRO13SMG | SD103E | 33 x 33 x 32.3 | 26.2 | Moss Green | 2.95 |
| CTGRO13SOB | SD103E | 33 x 33 x 32.3 | 26.2 | Ocean Blue | 2.95 |
| CTGRO13SRP | SD103E | 33 x 33 x 32.3 | 26.2 | Royal Purple | 2.95 |



Moss Green



Ocean Blue



Royal Purple

GROWER ROUND PLANTER 12"



| F/CODE | REF | D x H CM | VOL LT | COLOUR | UNIT | £ |
|------------|--------|-----------|--------|--------------|------|-------|
| CTGRO12RMG | DP103H | 30.5 x 27 | 11.3 | Moss Green | x 10 | 14.10 |
| CTGRO12ROB | DP103H | 30.5 x 27 | 11.3 | Ocean Blue | x 10 | 14.10 |
| CTGRO12RRP | DP103H | 30.5 x 27 | 11.3 | Royal Purple | x 10 | 14.10 |

GROWER ROUND PLANTER 15.5"



| F/CODE | REF | D x H CM | VOL LT | COLOUR | £ EACH |
|------------|--------|-----------|--------|--------------|--------|
| CTGRO15RMG | DP103E | 39.5 x 32 | 25.7 | Moss Green | 2.75 |
| CTGRO15ROB | DP103E | 39.5 x 32 | 25.7 | Ocean Blue | 2.75 |
| CTGRO15RRP | DP103E | 39.5 x 32 | 25.7 | Royal Purple | 2.75 |

Willow Series



WILLOW BOWL 12"



| F/CODE | REF | D x H CM | VOL LT | COLOUR | UNIT | £ |
|----------|-------------|-------------|--------|-----------------|------|-------|
| CTWB12AT | BL1756H-ATC | 30.5 x 16.5 | 7.5 | Aged Terracotta | x 10 | 11.30 |
| CTWB12EG | BL1756H-EG | 30.5 x 16.5 | 7.5 | Ebony Grey | x 10 | 11.30 |
| CTWB12WG | BL1756H-WGI | 30.5 x 16.5 | 7.5 | Washed Ginger | x 10 | 11.30 |

Woven Blossom Series



WOVEN BLOSSOM PLANTER 13"



WOVEN BLOSSOM PLANTER 16"



| F/CODE | REF | D x H CM | VOL LT | COLOUR | £ EACH | F/CODE | REF | D x H CM | VOL LT | COLOUR | £ EACH |
|-----------|---------|-----------|--------|---------------------|--------|-----------|---------|-----------|--------|---------------------|--------|
| CTBP13BWV | TDP375G | 33 x 26.5 | 11.5 | Brushed Wood Violet | 2.20 | CTBP16BWV | TDP375C | 40.5 x 33 | 22.85 | Brushed Wood Violet | 4.00 |
| CTBP13PFF | TDP375G | 33 x 26.5 | 11.5 | Festival Fuchsia | 2.20 | CTBP16PFF | TDP375C | 40.5 x 33 | 22.85 | Festival Fuchsia | 4.00 |
| CTBP13PMB | TDP375G | 33 x 26.5 | 11.5 | Pastel Marine Blue | 2.20 | CTBP16PMB | TDP375C | 40.5 x 33 | 22.85 | Pastel Marine Blue | 4.00 |

Bumble Series



BUMBLE PLANTER ROUND 12"



| F/CODE | REF | D x H CM | VOL LT | COLOUR | UNIT | £ |
|----------|---------|----------|--------|------------------|------|-------|
| CTBUMGR | GP1396M | 30 x 23 | 9.5 | Glossy Raisin | x 10 | 13.00 |
| CTBUMGGT | GP1396M | 30 x 23 | 9.5 | Glossy Green Tea | x 10 | 13.00 |
| CTBUMSBG | GP1396M | 30 x 23 | 9.5 | Smokey Beige | x 10 | 13.00 |



PRISMA BOWL 10"



| F/CODE | REF | D x H CM | VOL LT | COLOUR | UNIT | £ |
|-----------|---------|-------------|--------|-------------------------|------|------|
| CTPRB10G | BL1178M | 25.4 x 13.9 | 4.2 | Powdered Ginger | x 10 | 8.00 |
| CTPRB10MG | BL1178M | 25.4 x 13.9 | 4.2 | Powdered Moss Green | x 10 | 8.00 |
| CTPRB10R | BL1178M | 25.4 x 13.9 | 4.2 | Powdered Raisin | x 10 | 8.00 |
| CTPRB10RP | BL1178M | 25.4 x 13.9 | 4.2 | Powdered Raspberry Pink | x 10 | 8.00 |
| CTPRB10SY | BL1178M | 25.4 x 13.9 | 4.2 | Powdered Sunglow Yellow | x 10 | 8.00 |



Powdered Sunglow Yellow
BL1178M

PRISMA BOWL 12"



| F/CODE | REF | D x H CM | VOL LT | COLOUR | UNIT | £ |
|-----------|---------|-------------|--------|-------------------------|------|------|
| CTPRB12G | BL1178F | 30.4 x 13.9 | 5.7 | Powdered Ginger | x 10 | 8.95 |
| CTPRB12MG | BL1178F | 30.4 x 13.9 | 5.7 | Powdered Moss Green | x 10 | 8.95 |
| CTPRB12R | BL1178F | 30.4 x 13.9 | 5.7 | Powdered Raisin | x 10 | 8.95 |
| CTPRB12RP | BL1178F | 30.4 x 13.9 | 5.7 | Powdered Raspberry Pink | x 10 | 8.95 |
| CTPRB12SY | BL1178F | 30.4 x 13.9 | 5.7 | Powdered Sunglow Yellow | x 10 | 8.95 |



Powdered Moss Green
BL1178F

PRISMA PLANTER 12"



| F/CODE | REF | D x H CM | VOL LT | COLOUR | UNIT | £ |
|-----------|---------|-------------|--------|-------------------------|------|-------|
| CTPRP12G | DP1178L | 30.4 x 23.8 | 9.5 | Powdered Ginger | x 10 | 14.60 |
| CTPRP12MG | DP1178L | 30.4 x 23.8 | 9.5 | Powdered Moss Green | x 10 | 14.60 |
| CTPRP12R | DP1178L | 30.4 x 23.8 | 9.5 | Powdered Raisin | x 10 | 14.60 |
| CTPRP12RP | DP1178L | 30.4 x 23.8 | 9.5 | Powdered Raspberry Pink | x 10 | 14.60 |
| CTPRP12SY | DP1178L | 30.4 x 23.8 | 9.5 | Powdered Sunglow Yellow | x 10 | 14.60 |



Powdered Raspberry Pink
DP1178L

PRISMA HANGING BASKET 12"



| F/CODE | REF | D x H CM | VOL LT | COLOUR | UNIT | £ |
|----------|---------|-------------|--------|-------------------------|------|-------|
| CTPRHBG | HG1178H | 30.5 x 19.5 | 7.5 | Powdered Ginger | x 10 | 14.35 |
| CTPRHBMG | HG1178H | 30.5 x 19.5 | 7.5 | Powdered Moss Green | x 10 | 14.35 |
| CTPRHBPR | HG1178H | 30.5 x 19.5 | 7.5 | Powdered Raisin | x 10 | 14.35 |
| CTPRHBRP | HG1178H | 30.5 x 19.5 | 7.5 | Powdered Raspberry Pink | x 10 | 14.35 |
| CTPRHBSY | HG1178H | 30.5 x 19.5 | 7.5 | Powdered Sunglow Yellow | x 10 | 14.35 |



Powdered Raisin
HG1178H

PRISMA OVAL 12"



| F/CODE | REF | L x W x H CM | VOL LT | COLOUR | UNIT | £ |
|-----------|---------|------------------|--------|-------------------------|------|------|
| CTPRO12G | RB1178H | 30.4 x 18 x 13.9 | 5.7 | Powdered Ginger | x 10 | 9.25 |
| CTPRO12MG | RB1178H | 30.4 x 18 x 13.9 | 5.7 | Powdered Moss Green | x 10 | 9.25 |
| CTPRO12R | RB1178H | 30.4 x 18 x 13.9 | 5.7 | Powdered Raisin | x 10 | 9.25 |
| CTPRO12RP | RB1178H | 30.4 x 18 x 13.9 | 5.7 | Powdered Raspberry Pink | x 10 | 9.25 |
| CTPRO12SY | RB1178H | 30.4 x 18 x 13.9 | 5.7 | Powdered Sunglow Yellow | x 10 | 9.25 |



Powdered Ginger
RB1178H

PRISMA OVAL 16"



| F/CODE | REF | L x W x H CM | VOL LT | COLOUR | UNIT | £ |
|-----------|---------|------------------|--------|-------------------------|------|-------|
| CTPRO16G | RB1178C | 40.6 x 21 x 16.5 | 9.5 | Powdered Ginger | x 10 | 15.50 |
| CTPRO16MG | RB1178C | 40.6 x 21 x 16.5 | 9.5 | Powdered Moss Green | x 10 | 15.50 |
| CTPRO16R | RB1178C | 40.6 x 21 x 16.5 | 9.5 | Powdered Raisin | x 10 | 15.50 |
| CTPRO16RP | RB1178C | 40.6 x 21 x 16.5 | 9.5 | Powdered Raspberry Pink | x 10 | 15.50 |
| CTPRO16SY | RB1178C | 40.6 x 21 x 16.5 | 9.5 | Powdered Sunglow Yellow | x 10 | 15.50 |



Powdered Moss Green
RB1178C

Bellagio Series



BELLAGIO 10"



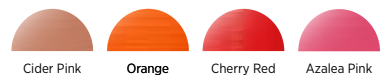
| F/CODE | REF | D x H CM | VOL LT | COLOUR | UNIT | £ |
|-----------|---------|-------------|--------|------------|------|-------|
| CTBEL10CR | DP1163P | 25.4 x 17.5 | 5.7 | Cherry Red | x 10 | 10.45 |
| CTBEL10OR | DP1163P | 25.4 x 17.5 | 5.7 | Orange | x 10 | 10.45 |
| CTBEL10HP | DP1163P | 25.4 x 17.5 | 5.7 | Hot Pink | x 10 | 10.45 |
| CTBEL10CP | DP1163P | 25.4 x 17.5 | 5.7 | Cider Pink | x 10 | 10.45 |



BELLAGIO 12"



| F/CODE | REF | D x H CM | VOL LT | COLOUR | UNIT | £ |
|-----------|---------|-----------|--------|------------|------|-------|
| CTBEL12CR | DP1163K | 30.4 x 22 | 9.5 | Cherry Red | x 10 | 15.20 |
| CTBEL12OR | DP1163K | 30.4 x 22 | 9.5 | Orange | x 10 | 15.20 |
| CTBEL12HP | DP1163K | 30.4 x 22 | 9.5 | Hot Pink | x 10 | 15.20 |
| CTBEL12CP | DP1163K | 30.4 x 22 | 9.5 | Cider Pink | x 10 | 15.20 |



BELLAGIO TALL 12"

| F/CODE | REF | D x H CM | VOL LT | COLOUR | £ EACH |
|-----------|---------|-------------|--------|------------|--------|
| CTBE12TCR | TP1163M | 30.4 x 27.9 | 13.6 | Cherry Red | 2.35 |
| CTBE12TOR | TP1163M | 30.4 x 27.9 | 13.6 | Orange | 2.35 |
| CTBEL12HP | TP1163M | 30.4 x 27.9 | 13.6 | Hot Pink | 2.35 |
| CTBEL12CP | TP1163M | 30.4 x 27.9 | 13.6 | Cider Pink | 2.35 |



BELLAGIO WINDOW BOX 24"

| F/CODE | REF | L x W x H CM | VOL LT | COLOUR | £ EACH |
|-----------|------------|--------------|--------|------------|--------|
| CTBELWBOR | WB1163C-OR | 60 x 19 x 17 | 13.5 | Orange | 3.30 |
| CTBELWBCR | WB1163C-CR | 60 x 19 x 17 | 13.5 | Cherry Red | 3.30 |
| CTBELWBHP | WB1163C-CR | 60 x 19 x 17 | 13.5 | Hot Pink | 3.30 |
| CTBELWBCP | WB1163C-OR | 60 x 19 x 17 | 13.5 | Cider Pink | 3.30 |

CTi Plastics

Cask Planters



CASK PLANTER 10"


| F/CODE | REF | D x H CM | VOL LT | COLOUR | £ |
|----------|---------|-----------|--------|-----------|-------|
| CTCK10CB | DP1094M | 25 x 16.7 | 6 | Chestnut | 12.90 |
| CTCK10DB | DP1094M | 25 x 16.7 | 6 | Driftwood | 12.90 |
| CTCK10GB | DP1094M | 25 x 16.7 | 6 | Grey | 12.90 |

CASK PLANTER 12"


| F/CODE | REF | D x H CM | VOL LT | COLOUR | UNIT | £ |
|----------|---------|-----------|--------|-----------|------|-------|
| CTCK12CB | DP1094K | 30 x 20.3 | 9 | Chestnut | x 10 | 16.35 |
| CTCK12DB | DP1094K | 30 x 20.3 | 9 | Driftwood | x 10 | 16.35 |
| CTCK12GB | DP1094K | 30 x 20.3 | 9 | Grey | x 10 | 16.35 |


CASK PLANTER 16"


| F/CODE | REF | D x H CM | VOL LT | COLOUR | £ EACH |
|----------|---------|----------|--------|-----------|--------|
| CTCK16CB | DP1094D | 40 x 28 | 14.5 | Chestnut | 4.00 |
| CTCK16DB | DP1094D | 40 x 28 | 14.5 | Driftwood | 4.00 |
| CTCK16GB | DP1094D | 40 x 28 | 14.5 | Grey | 4.00 |


CASK BELL PLANTER 14"


| F/CODE | REF | D x H CM | VOL LT | COLOUR | £ EACH |
|-----------|---------|-----------|--------|-----------|--------|
| CTCK14TCB | TP1035G | 35.5 x 28 | 16.8 | Chestnut | 2.75 |
| CTCK14TDB | TP1035G | 35.5 x 28 | 16.8 | Driftwood | 2.75 |
| CTCK14TGB | TP1035G | 35.5 x 28 | 16.8 | Grey | 2.75 |





CASK PLANTER WIDE BAND ROUND 8"



| F/CODE | REF | D x H CM | VOL LT | COLOUR | UNIT | £ |
|----------|---------|-------------|--------|-----------------|------|------|
| CTCKWBCF | PNI375R | 19.7 x 14.6 | 3 | Chestnut Fusion | x 10 | 6.95 |



CASK PICKET SQUARE COVER POT 8"



| F/CODE | REF | L x W x H CM | VOL LT | COLOUR | UNIT | £ |
|----------|---------|--------------|--------|-----------|------|-------|
| CTCK8SQD | SQ1094K | 21 x 21 x 17 | 4.2 | Driftwood | x 10 | 11.90 |



CASK PICKET WINDOW BOX 12" WITH HOLES



| F/CODE | REF | L x W x H CM | VOL LT | COLOUR | UNIT | £ |
|---------|---------|----------------|--------|-----------|------|-------|
| CTCKWBD | WB1094K | 30.5 x 18 x 15 | 5.6 | Driftwood | x 10 | 12.70 |

Hammered Series



HAMMERED PLANTER ROUND RIMLESS 12"



| F/CODE | REF | D x H CM | VOL LT | COLOUR | £ EACH |
|----------|------------|----------|--------|--------|--------|
| CTHAM12S | DPI289M-SI | 30 x 26 | 11.5 | Silver | 1.90 |



HAMMERED PLANTER ROUND 14"



| F/CODE | REF | D x H CM | VOL LT | COLOUR | £ EACH |
|----------|------------|----------|--------|--------|--------|
| CTHAM14S | DPI289D-SI | 35 x 30 | 18 | Silver | 2.10 |

Nestor Series



NESTOR PLANTER ROUND 10"

| F/CODE | REF | D x H CM | VOL LT | COLOUR | UNIT | £ |
|----------|-------------|----------|--------|---------------|------|-------|
| CTNE10PT | DP1436N-PTI | 25 x 20 | 6 | Patina Tin | x 10 | 10.80 |
| CTNE10SP | DP1436N-SPW | 25 x 20 | 6 | Smokey Pewter | x 10 | 10.80 |



NESTOR PLANTER ROUND 12.5"

| F/CODE | REF | D x H CM | VOL LT | COLOUR | UNIT | £ |
|-----------|-------------|----------|--------|---------------|------|-------|
| CTNE125PT | DP1436H-PTI | 32 x 24 | 10 | Patina Tin | x 10 | 14.75 |
| CTNE125SP | DP1436H-SPW | 32 x 24 | 10 | Smokey Pewter | x 10 | 14.75 |



NESTOR PLANTER ROUND 14"

| F/CODE | REF | D x H CM | VOL LT | COLOUR | £ EACH |
|----------|-------------|----------|--------|---------------|--------|
| CTNE14PT | DP1436D-PTI | 36 x 27 | 16 | Patina Tin | 2.45 |
| CTNE14SP | DP1436D-SPW | 36 x 27 | 16 | Smokey Pewter | 2.45 |



NESTOR HANGING BASKET 13"

| F/CODE | REF | D x H CM | VOL LT | COLOUR | UNIT | £ |
|------------|-------------|-----------|--------|---------------|------|-------|
| CTNEHB13PT | HG1436H-PTI | 32.5 x 19 | 10 | Patina Tin | x 10 | 18.25 |
| CTNEHB13SP | HG1436H-SPW | 32.5 x 19 | 10 | Smokey Pewter | x 10 | 18.25 |

Eden Series



EDEN URN 8"


| F/CODE | REF | D x H CM | VOL LT | COLOUR | UNIT | £ |
|---------|---------|-----------|--------|------------|------|-------|
| CTEU8PT | DUI338P | 20.3 x 21 | 3.7 | Patina Tin | x 10 | 11.00 |



EDEN TROUGH 11"

| F/CODE | REF | D x W x H CM | VOL LT | COLOUR | UNIT | £ |
|--------|---------|------------------|--------|------------|------|------|
| CTETPT | OVI338M | 27.9 x 15 x 13.9 | 3.8 | Patina Tin | x 10 | 8.90 |

Alhambra Series



ALHAMBRA PLANTER ROUND 8"



| F/CODE | REF | D x H CM | VOL LT | COLOUR | UNIT | £ |
|----------|------------|----------|--------|-------------------|------|------|
| CTALH8BC | DP1236N-BG | 20 x 16 | 3 | Brushed Champagne | x 10 | 7.20 |



ALHAMBRA PLANTER ROUND 15"



| F/CODE | REF | D x H CM | VOL LT | COLOUR | £ EACH |
|-----------|------------|----------|--------|-------------------|--------|
| CTALH15BC | DP1236F-BG | 38 x 27 | 21 | Brushed Champagne | 3.00 |

ALHAMBRA PLANTER ROUND 12"



| F/CODE | REF | D x H CM | VOL LT | COLOUR | UNIT | £ |
|-----------|------------|----------|--------|-------------------|------|-------|
| CTALH12BC | DP1236I-BG | 30 x 24 | 10 | Brushed Champagne | x 10 | 15.05 |

ALHAMBRA PLANTER SQUARE 10"



| F/CODE | REF | L x W x H CM | VOL LT | COLOUR | UNIT | £ |
|------------|------------|--------------|--------|-------------------|------|-------|
| CTALHS10BC | SD1236N-BG | 25 x 25 x 20 | 7.3 | Brushed Champagne | x 10 | 12.20 |

Laval Series



LAVAL PLANTER 8"



| F/CODE | REF | D x H CM | VOL LT | COLOUR | UNIT | £ |
|----------|-------------|----------|--------|---------------|------|------|
| CTLAV8EG | PN1516T-EG | 20 x 17 | 3.7 | Ebony Grey | x 10 | 9.00 |
| CTLAV8PB | PN1516T-PBR | 20 x 17 | 3.7 | Patina Bronze | x 10 | 9.00 |

LAVAL PLANTER 10.4"



| F/CODE | REF | D x H CM | VOL LT | COLOUR | UNIT | £ |
|-----------|-------------|----------|--------|---------------|------|-------|
| CTLAV10EG | PN1516N-EG | 26 x 22 | 7.5 | Ebony Grey | x 10 | 15.00 |
| CTLAV10PB | PN1516N-PBR | 26 x 22 | 7.5 | Patina Bronze | x 10 | 15.00 |

Home Sweet Home Series



HOME SWEET HOME PLANTER OVAL 11.5"



| F/CODE | REF | L x W x H CM | VOL LT | COLOUR | UNIT | £ |
|---------|-------------|--------------|--------|-------------|------|------|
| CTHSHPB | OVI530T-DBK | 29 x 16 x 15 | 3.8 | Hazel White | x 10 | 8.75 |



HOME SWEET HOME PLANTER OVAL 11.5"



| F/CODE | REF | L x W x H CM | VOL LT | COLOUR | UNIT | £ |
|----------|-------------|--------------|--------|----------------------|------|------|
| CTHSHPLT | OVI530T-DLL | 29 x 16 x 15 | 3.8 | Powdered Lagoon Teal | x 10 | 8.75 |



HOME SWEET HOME ROUND PLANTER 10.23"



| F/CODE | REF | D x H CM | VOL LT | COLOUR | UNIT | £ |
|----------|-------------|-------------|--------|-------------|------|-------|
| CTHSHRHW | RT1848N-BBN | 26.6 x 24.6 | 9.5 | Hazel White | x 10 | 14.15 |



HOME SWEET HOME PLANTER OVAL 11.5"



| F/CODE | REF | L x W x H CM | VOL LT | COLOUR | UNIT | £ |
|---------|-------------|--------------|--------|----------------|------|------|
| CTHSHPB | OVI530T-DBK | 29 x 16 x 15 | 3.8 | Powdered Brick | x 10 | 8.75 |

Keke Series

new



KEKE 8"



| F/CODE | REF | D x H CM | VOL LT | COLOUR | UNIT | £ |
|--------|---------|-------------|--------|---------------|------|------|
| CTKEK8 | DP1914R | 20.3 x 16.5 | 3.75 | Powdered Clay | x 10 | 8.00 |

Picnic Basket Series



PICNIC BASKET WITH HANDLE 9"



| F/CODE | REF | D x H CM | VOL LT | COLOUR | UNIT | £ |
|----------|---------|--------------|--------|---------------------|------|-------|
| CTPICBPG | TR1451N | 22.5 x 17/48 | 4 | Powdered Beige Grey | x 10 | 13.50 |
| CTPICPRP | TR1451N | 22.5 x 17/48 | 4 | Powdered Rasp Pink | x 10 | 13.50 |



Calista Series



CALISTA HEXAGONAL PLANTER 12"



| F/CODE | REF | D x H CM | VOL LT | COLOUR | UNIT | £ |
|-----------|---------|----------|--------|--------------|------|-------|
| CTCAL12VR | DP1435L | 30 x 24 | 9.5 | Vintage Rust | x 10 | 14.40 |

CALISTA HANGING BASKET 10"



| F/CODE | REF | D x H CM | VOL LT | COLOUR | UNIT | £ |
|-----------|---------|----------|--------|--------------|------|-------|
| CTCALHBVR | HG1435M | 25 x 18 | 5.7 | Vintage Rust | x 10 | 11.80 |

CALISTA URN PLANTER 10"



| F/CODE | REF | D x H CM | VOL LT | COLOUR | £ EACH |
|----------|-------------|----------|--------|--------------|--------|
| CTCALURN | DU1435H-VRT | 32 x 40 | 5.7 | Vintage Rust | 3.70 |

Wheat Bundle Series



WHEAT BUNDLE ROUND PLANTER 11"



| F/CODE | REF | D x H CM | VOL LT | COLOUR | UNIT | £ |
|-----------|--------|-------------|--------|---------------|------|-------|
| CTWBPI1BW | DP860M | 27.5 x 20.5 | 7.5 | Brushed White | x 10 | 10.10 |



WHEAT BUNDLE ROUND PLANTER 16"



| F/CODE | REF | D x H CM | VOL LT | COLOUR | £ EACH |
|-----------|--------|----------|--------|---------------|--------|
| CTWBPI6BW | DP860D | 41 x 29 | 22.4 | Brushed White | 3.10 |

WHEAT BUNDLE ROUND PLANTER 13"

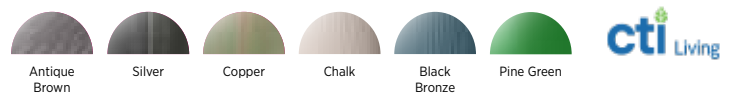


| F/CODE | REF | D x H CM | VOL LT | COLOUR | UNIT | £ |
|-----------|--------|-----------|--------|---------------|------|-------|
| CTWBPI3BW | DP860H | 32.5 x 24 | 12.7 | Brushed White | x 10 | 15.95 |

WHEAT BUNDLE SQUARE PLANTER 10"



| F/CODE | REF | L x W x H CM | VOL LT | COLOUR | UNIT | £ |
|----------|--------|----------------|--------|---------------|------|-------|
| CTWBSQBW | SD860M | 25 x 25 x 20.5 | 7.9 | Brushed White | x 10 | 12.10 |



Orson Planter

new



ORSON TALL PLANTER 11.5"



| F/CODE | REF | D x H CM | VOL LT | COLOUR | £ EACH |
|----------|---------|-----------|--------|------------|--------|
| CTO115PG | DP1904M | 29.2 x 24 | 9.78 | Pine Green | 1.65 |

Freeport Planter

new



FREEPORT PLANTER 10"



| F/CODE | REF | D x H CM | VOL LT | COLOUR | UNIT | £ |
|----------|---------|-------------|--------|---------------|------|------|
| CTFR10AB | DP1732P | 25.4 x 17.6 | 5.7 | Antique Brown | x 10 | 9.00 |

Amman Series

new



AMMAN PLANTER



| F/CODE | REF | D x H CM | VOL LT | COLOUR | UNIT | £ |
|-----------|-------------|-----------|--------|-------------|------|-------|
| CTAMMWG | DP1837P-WGE | 25 x 19 | 5.6 | Winter Grey | x 10 | 8.65 |
| CTAMMI2WG | DP1837M-WGE | 30.5 x 22 | 9.4 | Winter Grey | x 10 | 13.50 |

new



AMMAN PLANTER



| F/CODE | REF | D x H CM | VOL LT | COLOUR | UNIT | £ |
|-----------|-------------|-----------|--------|--------------|------|-------|
| CTAMMSB | DP1837P-SBG | 25 x 19 | 5.6 | Smokey Beige | x 10 | 8.65 |
| CTAMMI2SB | DP1837M-SBG | 30.5 x 22 | 9.4 | Smokey Beige | x 10 | 13.50 |

Genesis Series



GENESIS PLANTER 12"



| F/CODE | REF | D x H CM | VOL LT | COLOUR | UNIT | £ |
|----------|---------|----------|--------|---------------|------|-------|
| CTGE12PC | DP1521M | 30 x 24 | 10.8 | Patina Copper | x 10 | 13.85 |



GENESIS PLANTER 12"



| F/CODE | REF | D x H CM | VOL LT | COLOUR | UNIT | £ |
|----------|---------|----------|--------|---------------|------|-------|
| CTGE12MG | DP1521M | 30 x 24 | 10.8 | Metallic Grey | x 10 | 13.85 |

Piper Series



PIPER PLANTER 12"



| F/CODE | REF | D x H CM | VOL LT | COLOUR | UNIT | £ |
|---------|-------------|-----------|--------|----------|------|-------|
| CTPIP12 | DP1304F-SFE | 31 x 22.3 | 9.5 | Santa-Fe | x 10 | 14.35 |

PIPER PLANTER



| F/CODE | REF | D x H CM | VOL LT | COLOUR | £ EACH |
|---------|-------------|-----------|--------|----------|--------|
| CTPIP13 | DP1304E-SFE | 32.5 x 24 | 11.7 | Santa-Fe | 1.90 |
| CTPIP16 | DP1304D-SFE | 42 x 30 | 21.5 | Santa-Fe | 3.40 |

Castella Series



CASTELLA PLANTER CHALK



| F/CODE | REF | D x H CM | VOL LT | COLOUR | UNIT | £ |
|-----------|-----------|-----------|--------|--------|------|-------|
| CTCAS10CH | PN099N-CK | 25 x 20.5 | 6.5 | Chalk | x 10 | 9.00 |
| CTCAS12CH | PN099H-CK | 30.5 x 24 | 9.5 | Chalk | x 10 | 13.00 |
| CTCAS13CH | PN099F-CK | 33.5 x 25 | 12 | Chalk | x 10 | 14.70 |

Venus Series



VENUS PLANTER 8"



| F/CODE | REF | D x H CM | VOL LT | COLOUR | UNIT | £ |
|--------|-----------|-----------|--------|------------|------|------|
| CTVEN | DP187N-AZ | 20.3 x 16 | 3 | Aztec Gold | x 10 | 8.45 |

VENUS PLANTER



| F/CODE | REF | D x H CM | VOL LT | COLOUR | £ EACH |
|----------|-----------|-------------|--------|------------|--------|
| CTVEN135 | DP187M-AZ | 34 x 25 | 13.2 | Aztec Gold | 1.85 |
| CTVEN175 | DP187E-AZ | 45.4 x 35.5 | 30.8 | Aztec Gold | 3.90 |

Damascus Series



DAMASCUS PLANTER 11"



| F/CODE | REF | D x H CM | VOL LT | COLOUR | UNIT | £ |
|---------|-----------|-------------|--------|--------|------|------|
| CTDAM11 | DP141H-GD | 27.5 x 21.5 | 7.5 | Godiva | x 10 | 9.50 |

Sadie series



A great range for added value sales

Sadie Series



SADIE ROUND PLANTER 8"

| F/CODE | REF | D x H CM | VOL LT | COLOUR | UNIT | £ |
|----------|---------|----------|--------|-----------|------|------|
| CTSAD8CR | DP1455S | 20 x 15 | 3 | Clay Rust | x 10 | 9.00 |



SADIE SQUARE PLANTER 10"

| F/CODE | REF | L x W x H CM | VOL LT | COLOUR | UNIT | £ |
|-----------|---------|--------------------|--------|-----------|------|-------|
| CTSADSQCR | SD1455N | 24.6 x 24.6 x 21.5 | 8.5 | Clay Rust | x 10 | 14.50 |



SADIE WINDOW BOX 24"

| F/CODE | REF | L x W x H CM | VOL LT | COLOUR | £ EACH |
|-----------|---------|----------------|--------|-----------|--------|
| CTSADWBCR | WB1455C | 61 x 19.5 x 17 | 13.6 | Clay Rust | 2.90 |





SADIE ROUND PLANTER 8"



| F/CODE | REF | D x H CM | VOL LT | COLOUR | UNIT | £ |
|----------|---------|----------|--------|-----------|------|------|
| CTSAD8GC | DP1455S | 20 x 15 | 3 | Grey Clay | x 10 | 9.00 |

SADIE SQUARE PLANTER 10"



| F/CODE | REF | L x W x H CM | VOL LT | COLOUR | UNIT | £ |
|-----------|---------|--------------------|--------|-----------|------|-------|
| CTSADSQGC | SD1455N | 24.6 x 24.6 x 21.5 | 8.5 | Grey Clay | x 10 | 14.50 |

SADIE WINDOW BOX 24"



| F/CODE | REF | L x W x H CM | VOL LT | COLOUR | £ EACH |
|----------|---------|----------------|--------|-----------|--------|
| CTSADWBG | WB1455C | 61 x 19.5 x 17 | 13.6 | Grey Clay | 2.90 |



SADIE ROUND PLANTER 8"



| F/CODE | REF | D x H CM | VOL LT | COLOUR | UNIT | £ |
|--------|---------|----------|--------|--------|------|------|
| CTSAD8 | DP1455P | 20 x 15 | 3 | Black | x 10 | 6.50 |

SADIE SQUARE PLANTER 10"




| F/CODE | REF | L x W x H CM | VOL LT | COLOUR | UNIT | £ |
|---------|---------|--------------------|--------|--------|------|-------|
| CTSADSQ | SD1455N | 24.6 x 24.6 x 21.5 | 8.5 | Black | x 10 | 10.20 |

SADIE WINDOW BOX 24"



| F/CODE | REF | L x W x H CM | VOL LT | COLOUR | £ EACH |
|---------|---------|----------------|--------|--------|--------|
| CTSADWB | WB1455C | 61 x 19.5 x 17 | 13.6 | Black | 2.10 |



Pisces



PISCES PLANTER 11"



| F/CODE | REF | D x H CM | VOL LT | COLOUR | UNIT | £ |
|---------|------------|-------------|--------|-----------|------|------|
| CTPISGB | DP1053M-GB | 27.6 x 20.5 | 7.5 | Grey Blue | x 10 | 9.20 |

Rattan



RATTAN PLANTER 11"



| F/CODE | REF | D x H CM | VOL LT | COLOUR | UNIT | £ |
|----------|--------|-----------|--------|---------------|------|------|
| CTRP11AW | DP919M | 28 x 21.5 | 7.5 | Antique White | x 10 | 9.50 |

Perisian Series



PERISIAN PLANTER ROUND 10"



| F/CODE | REF | D x H CM | VOL LT | COLOUR | UNIT | £ |
|----------|-----------|-----------|--------|--------------|------|------|
| CTPE10LC | PN022G-AZ | 25 x 17.5 | 5.3 | Light Copper | x 10 | 9.25 |



PERISIAN PLANTER BOWL 12"



| F/CODE | REF | D x H CM | VOL LT | COLOUR | UNIT | £ |
|-----------|-----------|----------|--------|--------------|------|------|
| CTPE12BLC | BL022F-AZ | 30 x 14 | 6 | Light Copper | x 10 | 9.75 |

Garcia Series



GARCIA PLANTER ROUND 12"



| F/CODE | REF | D x H CM | VOL LT | COLOUR | UNIT | £ |
|---------|------------|----------|--------|--------|------|-------|
| CTGA12S | DP1463K-SI | 30 x 23 | 9.5 | Silver | x 10 | 13.15 |



GARCIA HANGING BASKET 12"



| F/CODE | REF | D x H CM | VOL LT | COLOUR | UNIT | £ |
|---------|------------|----------|--------|--------|------|-------|
| CTGAHBS | HG1463K-SI | 30 x 17 | 7.5 | Silver | x 10 | 14.55 |

Russel Series



cti Living



RUSSEL HANGING BASKET 12"



| F/CODE | REF | D x H CM | VOL LT | COLOUR | UNIT | £ |
|---------|---------|----------|--------|------------|------|-------|
| CTRUSHB | HG1629J | 30 x 20 | 8.7 | Beige Grey | x 10 | 11.50 |



RUSSEL PLANTER 12"



| F/CODE | REF | D x H CM | VOL LT | COLOUR | UNIT | £ |
|--------|---------|----------|--------|------------|------|-------|
| CTRUSP | DP1629M | 30 x 24 | 9.5 | Beige Grey | x 10 | 11.40 |

Knox Series



KNOX PLANTER ROUND 12"



| F/CODE | REF | D x H CM | VOL LT | COLOUR | £ |
|----------|---------|----------|--------|---------------|-------|
| CTKNOX12 | DP1437L | 30 x 24 | 9.5 | Patina Bronze | 14.85 |



KNOX HANGING BASKET 10"



| F/CODE | REF | D x H CM | VOL LT | COLOUR | UNIT | £ |
|------------|---------|----------|--------|---------------|------|-------|
| CTKNOXHB10 | HG1437M | 25 x 18 | 5.7 | Patina Bronze | x 10 | 11.70 |

Isabella Series



ISABELLA PLANTER 12"



| F/CODE | REF | D x H CM | VOL LT | COLOUR | UNIT | £ |
|-----------|---------|----------|--------|---------------|------|-------|
| CTIP12CPC | DP1208L | 30 x 23 | 9.5 | Patina Fusion | x 10 | 14.20 |



ISABELLA HANGING BASKET 12"



| F/CODE | REF | D x H CM | VOL LT | COLOUR | UNIT | £ |
|----------|---------|-----------|--------|---------------|------|-------|
| CTIHBCPC | HG1208F | 30 x 23.5 | 7.5 | Patina Fusion | x 10 | 15.05 |



Acorn Series



ACORN HANGING BASKET 10"



| F/CODE | REF | D x H CM | VOL LT | COLOUR | UNIT | £ |
|----------|--------|----------|--------|-------------|------|-------|
| CTAPHBWC | HG220M | 25 x 17 | 5.7 | Warm Copper | x 10 | 10.80 |



ACORN PLANTER ROUND



| F/CODE | REF | D x H CM | VOL LT | COLOUR | UNIT | £ |
|----------|--------|----------|--------|-------------|------|-------|
| CTAP25WC | DP220M | 25 x 19 | 5.9 | Warm Copper | x 10 | 8.75 |
| CTAP34WC | DP220E | 33 x 27 | 13.2 | Warm Copper | x 10 | 15.70 |

Urbana Series



URBANA BOVAL BOWL 15"



| F/CODE | REF | L x W x H CM | VOL LT | COLOUR | UNIT | £ |
|----------|--------|------------------|--------|--------------|------|-------|
| CTUB15BB | BV090G | 38 x 18.9 x 15.5 | 5.8 | Black Bronze | x 10 | 15.40 |
| CTUB15S | BV090G | 38 x 18.9 x 15.5 | 5.8 | Silver | x 10 | 15.40 |
| CTUB15CO | BV090G | 38 x 18.9 x 15.5 | 5.8 | Copper | x 10 | 15.40 |



URBANA BOVAL BOWL 20"



| F/CODE | REF | L x W x H CM | VOL LT | COLOUR | £ EACH |
|----------|--------|--------------|--------|--------------|--------|
| CTUB20BB | BV090E | 49 x 26 x 17 | 12.3 | Black Bronze | 2.90 |
| CTUB20S | BV090E | 49 x 26 x 17 | 12.3 | Silver | 2.90 |
| CTUB20CO | BV090E | 49 x 26 x 17 | 12.3 | Copper | 2.90 |

Birch Series



BIRCH PLANTER 14"



| F/CODE | REF | D x H CM | VOL LT | COLOUR | £ EACH |
|----------|---------|-------------|--------|---------------|--------|
| CTBITPFW | DP1371D | 35.5 x 29.7 | 17.8 | Frosted White | 2.30 |

BIRCH OVAL 12"



| F/CODE | REF | L x W x H CM | VOL LT | COLOUR | UNIT | £ |
|-----------|---------|--------------------|--------|---------------|------|-------|
| CTBIO12FW | RB1371H | 30.4 x 13.5 x 13.9 | 4.5 | Frosted White | x 10 | 14.05 |

BIRCH OVAL 16"



| F/CODE | REF | L x W x H CM | VOL LT | COLOUR | £ EACH |
|-----------|---------|--------------------|--------|---------------|--------|
| CTBIO16FW | RB1371C | 40.6 x 21.5 x 16.5 | 9.5 | Frosted White | 2.35 |

Biscotti Series



BISCOTTI SQUAT SQUARE 10"



| F/CODE | REF | L x W x H CM | VOL LT | COLOUR | UNIT | £ |
|---------|--------|--------------|--------|--------------|------|-------|
| CTBSSBB | SS303M | 25 x 25 x 14 | 6.8 | Black Bronze | x 10 | 14.00 |

BISCOTTI TALL SQUARE 9"



| F/CODE | REF | L x W x H CM | VOL LT | COLOUR | UNIT | £ |
|----------|--------|--------------|--------|--------------|------|-------|
| CTBTS9BB | SD303L | 23 x 23 x 23 | 7 | Black Bronze | x 10 | 10.40 |
| CTBTS9S | SD303L | 23 x 23 x 23 | 7 | Silver | x 10 | 10.40 |



Linden Series



LINDEN PLANTER 11"



| F/CODE | REF | D x H CM | VOL LT | COLOUR | UNIT | £ |
|-----------|--------|----------|--------|-----------------------|------|-------|
| CTLIP11VG | DP216T | 28 x 21 | 7.6 | Verdi Gris | x 10 | 10.95 |
| CTLIP11AB | DP216T | 28 x 21 | 7.6 | Brushed Antique Brass | x 10 | 10.95 |



LINDEN BOWL 12"



| F/CODE | REF | D x H CM | VOL LT | COLOUR | UNIT | £ |
|--------|--------|--------------|--------|-----------------------|------|------|
| CTLBVG | BL216H | 30.5 x 12.25 | 5.3 | Verdi Gris | x 10 | 8.15 |
| CTLBAB | BL216H | 30.5 x 12.25 | 5.3 | Brushed Antique Brass | x 10 | 8.15 |



LINDEN SQUARE PLANTER 10"



| F/CODE | REF | L x W x H CM | VOL LT | COLOUR | UNIT | £ |
|-----------|--------|----------------|--------|---------------|------|-------|
| CTLIPSQVG | SD216H | 25 x 25 x 24.5 | 9 | Verdi Gris | x 10 | 14.15 |
| CTLIPSQAB | SD216H | 25 x 25 x 24.5 | 9 | Antique Brass | x 10 | 14.15 |



LINDEN HANGING BASKET 11"



| F/CODE | REF | D x H CM | VOL LT | COLOUR | UNIT | £ |
|----------|--------|-------------|--------|---------------|------|-------|
| CTLIHBVG | HG216H | 27.5 x 17.5 | 6 | Verdi Gris | x 10 | 10.70 |
| CTLIHBAB | HG216H | 27.5 x 17.5 | 6 | Antique Brass | x 10 | 10.70 |

Milk Barrel Planter



MILK BARREL PLANTER 12"



| F/CODE | REF | D x H CM | VOL LT | COLOUR | £ EACH |
|--------|--------------|-----------|--------|----------------------|--------|
| CTMBPI | DP1835P-PTIV | 35.5 x 27 | 13.6 | Brushed Pewter Ivory | 2.40 |

Herb Planter




SIMPLE STONE HERB WINDOW BOX 11"



| F/CODE | REF | L x W x H CM | VOL LT | COLOUR | UNIT | £ |
|---------|-----------|----------------|--------|-------------|------|-------|
| CTSSHVB | WB998K-VT | 28 x 15.5 x 15 | 5.2 | Vintage Tin | x 10 | 13.50 |

Tulipa Series



TULIPA LOW PROFILE SQUARE



| F/CODE | REF | L x W x H CM | VOL LT | COLOUR | UNIT | £ |
|---------|--------|------------------|--------|--------|------|-------|
| CTTULPS | SS014M | 25.5 x 25.5 x 14 | 6.5 | Silver | x 10 | 11.95 |



TULIPA WINDOW BOX 14"



| F/CODE | REF | L x W x H CM | VOL LT | COLOUR | UNIT | £ |
|---------|--------|--------------|--------|--------|------|-------|
| CTTUWBS | WBO14F | 35 x 19 x 15 | 7.5 | Silver | x 10 | 14.80 |



TULIPA SQUARE 10"



| F/CODE | REF | L x W x H CM | VOL LT | COLOUR | UNIT | £ |
|--------|--------|--------------|--------|--------|------|-------|
| CTTSCO | SQ014F | 25 x 25 x 22 | 9.5 | Copper | x 10 | 15.65 |
| CTTSS | SQ014F | 25 x 25 x 22 | 9.5 | Silver | x 10 | 15.65 |

Cauldrons



CTCAULS



CTCAULB



CTCAULCO

CAULDRON PLANTERS 10"



| F/CODE | REF | D x H CM | VOL LT | COLOUR | UNIT | £ |
|----------|--------|-----------|--------|--------|------|-------|
| CTCAULS | CL300H | 25.5 x 15 | 5.3 | Silver | x 10 | 15.00 |
| CTCAULB | CL300H | 25.5 x 15 | 5.3 | Black | x 10 | 15.00 |
| CTCAULCO | CL300H | 25.5 x 15 | 5.3 | Copper | x 10 | 15.00 |

FOOTED BOWL 12"




| F/CODE | REF | D x H CM | VOL LT | COLOUR | UNIT | £ |
|--------|--------|-------------|--------|--------|------|-------|
| CTFBB | BL344F | 30.5 x 13.5 | 5.6 | Black | x 10 | 10.00 |



Cody

Hanging Baskets



CODY HANGING BASKET 10"

| F/CODE | REF | D x H CM | VOL LT | COLOUR | UNIT | £ |
|----------|--------|-----------|--------|------------|------|------|
| CTCOD10B | HG319M | 25.5 x 16 | 5.7 | Black | x 10 | 7.35 |
| CTCOD10G | HG319M | 25.5 x 16 | 5.7 | Grey Stone | x 10 | 7.35 |



Flared Series




FLARED HANGING BASKET 10"

| F/CODE | REF | D x H CM | VOL LT | COLOUR | UNIT | £ |
|----------|---------|----------|--------|------------------|------|------|
| CTFHBFF | GGX319N | 26 x 18 | 5.5 | Festival Fuchsia | x 10 | 8.10 |
| CTFHBGGG | GGX319N | 26 x 18 | 5.5 | Grass Green | x 10 | 8.10 |
| CTFHBTL | GGX319N | 26 x 18 | 5.5 | Teal | x 10 | 8.10 |



Leonardo Series



LEONARDO TROUGH 15"



| F/CODE | REF | L x W x H CM | VOL LT | COLOUR | UNIT | £ |
|---------|--------|--------------|--------|------------|------|-------|
| CTTR38T | WB100F | 38 x 20 x 15 | 7.8 | Terracotta | x 10 | 13.50 |
| CTTR38B | WB100F | 38 x 20 x 15 | 7.8 | Black | x 10 | 13.50 |



LEONARDO TROUGH 24"



| F/CODE | REF | L x W x H CM | VOL LT | COLOUR | £ EACH |
|---------|--------|--------------|--------|------------|--------|
| CTTR60T | WB100C | 61 x 19 x 17 | 13.9 | Terracotta | 1.90 |
| CTTR60B | WB100C | 61 x 19 x 17 | 13.9 | Black | 1.90 |



LEONARDO TROUGH 30"



| F/CODE | REF | L x W x H CM | VOL LT | COLOUR | £ EACH |
|---------|--------|--------------|--------|------------|--------|
| CTTR76T | WB100B | 76 x 19 x 17 | 15.5 | Terracotta | 2.85 |
| CTTR76B | WB100B | 76 x 19 x 17 | 15.5 | Black | 2.90 |



LEONARDO TROUGH 40"



| F/CODE | REF | L x W x H CM | VOL LT | COLOUR | £ EACH |
|----------|--------|---------------|--------|------------|--------|
| CTTR100T | WB100A | 100 x 19 x 17 | 23.5 | Terracotta | 4.45 |
| CTTR100B | WB100A | 100 x 19 x 17 | 23.5 | Black | 4.45 |

CLASSIC BOWL 12"



| F/CODE | REF | D x H CM | VOL LT | COLOUR | UNIT | £ |
|----------|--------|-----------|--------|------------|------|-------|
| CTCB12GR | BL244F | 30.5 x 13 | 5.5 | Green | x 10 | 13.25 |
| CTCB12TC | BL244F | 30.5 x 13 | 5.5 | Terracotta | x 10 | 13.25 |
| CTCB12RB | BL244F | 30.5 x 13 | 5.5 | Red Brick | x 10 | 13.25 |



BAMBOO BOWL 7"



| F/CODE | REF | D x H CM | VOL LT | COLOUR | UNIT | £ |
|---------|--------|----------|--------|------------|------|------|
| CTBB7GR | BL076R | 17.5 x 9 | 1.5 | Green | x 10 | 4.40 |
| CTBB7TC | BL076R | 17.5 x 9 | 1.5 | Terracotta | x 10 | 4.40 |

BAMBOO BOWL 8.5"



| F/CODE | REF | D x H CM | VOL LT | COLOUR | UNIT | £ |
|----------|--------|----------|--------|------------|------|------|
| CTBB85GR | BL076N | 21 x 10 | 2.5 | Green | x 10 | 6.60 |
| CTBB85TC | BL076N | 21 x 10 | 2.5 | Terracotta | x 10 | 6.60 |

BAMBOO BOWL 10"




| F/CODE | REF | D x H CM | VOL LT | COLOUR | £ |
|----------|--------|-----------|--------|----------------|------|
| CTBB10DC | BL076K | 25 x 12.5 | 3.9 | Dark Chocolate | 6.50 |
| CTBB10TC | BL076K | 25 x 12.5 | 3.9 | Terracotta | 7.95 |
| CTBB10GR | BL076K | 25 x 12.5 | 3.9 | Green | 7.95 |



Cage & Trellis Planters

All measurements include trellis.



EMPIRE JUMBO TRELLIS PLANTER 15"



| F/CODE | REF | D x H CM | VOL LT | COLOUR | £ EACH |
|--------|--------|---------------|--------|-------------------|--------|
| CTEJTP | TN891D | 38 x 18.5/122 | 21 | Brushed Champagne | 10.65 |



TN088N/TC100N - TN088/TC100E

BELLA CAGE PLANTER 10"



| F/CODE | D x H CM | VOL LT | COLOUR | UNIT | £ |
|---------|------------|--------|------------|------|-------|
| CTCPTCS | 25 x 19/36 | 5.9 | Terracotta | x 10 | 17.50 |

BELLA CAGE PLANTER 12"



| F/CODE | D x H CM | VOL LT | COLOUR | £ EACH |
|---------|------------|--------|------------|--------|
| CTCPTCL | 30 x 22/44 | 9.5 | Terracotta | 2.60 |

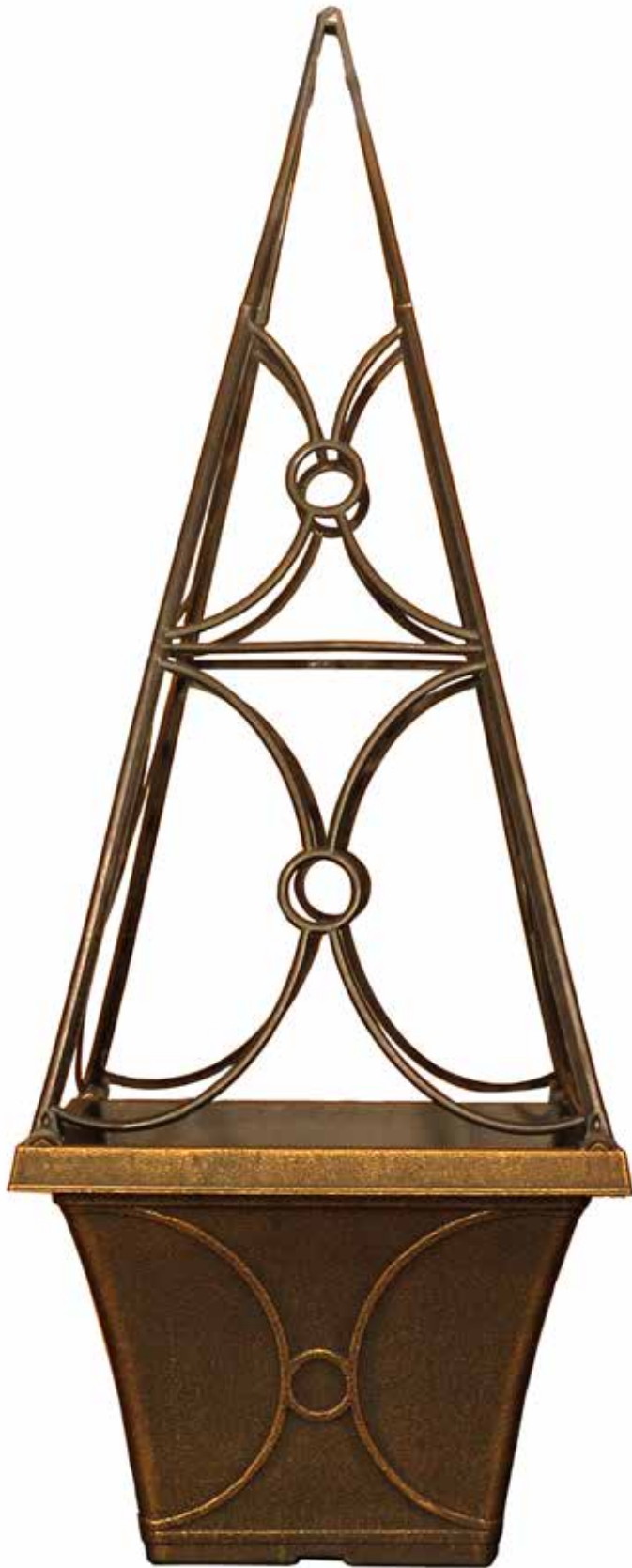


TR200N / SR100K

LEONARDO SQUARE TRELLIS



| F/CODE | L x W x H CM | VOL LT | COLOUR | £ EACH |
|---------|------------------|--------|--------|--------|
| CTSQTPB | 25.4 x 25.4 x 77 | 9.7 | Black | 3.05 |



SD1039N / TN1039N

SQUARE ECLIPSE CAGE TRELLIS PLANTER 10"

| F/CODE | L x W x H CM | VOL LT | COLOUR | £ EACH |
|----------|----------------|--------|--------------|--------|
| CTECTPBB | 24 x 24 x 63.5 | 5.9 | Black Bronze | 2.65 |



TR801H

BUTTERFLY TRELLIS PLANTER

| F/CODE | D x H CM | VOL LT | COLOUR | £ EACH |
|----------|-----------|--------|--------------|--------|
| CTBUTPCC | 29 x 58.5 | 7.6 | Coffee Creme | 2.60 |



TR820H

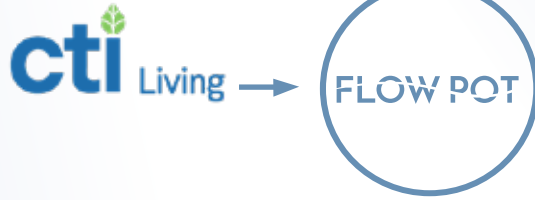
BIRD TRELLIS PLANTER

| F/CODE | D x H CM | VOL LT | COLOUR | £ EACH |
|----------|-----------|--------|--------------|--------|
| CTBITPCC | 29 x 58.5 | 7.6 | Coffee Creme | 2.55 |



FLOW POT

GO WITH THE FLOW

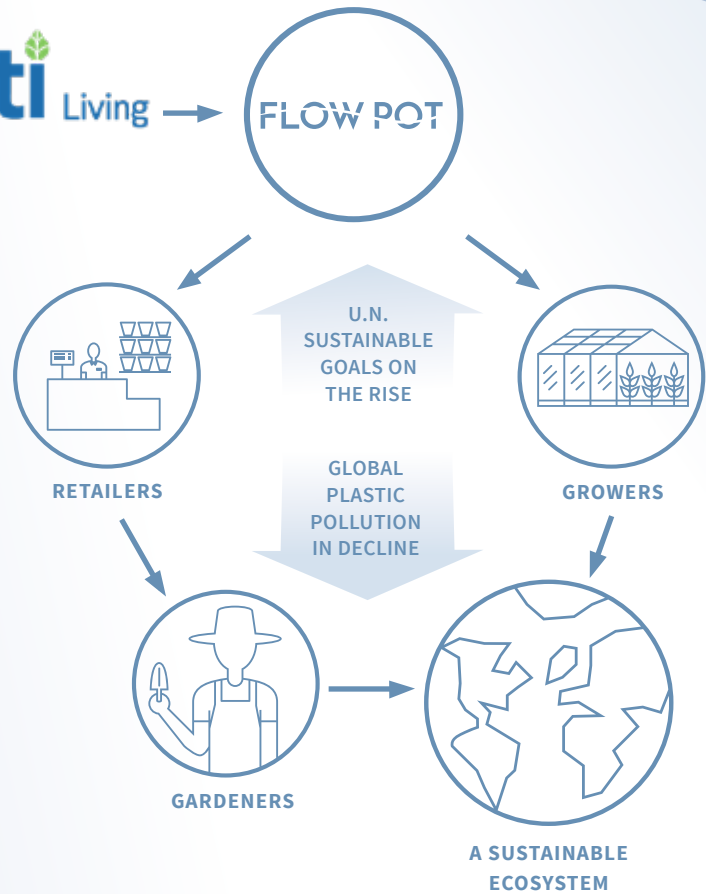


A system that works

Flow Pot is a global initiative that uses innovative, environmentally friendly plastic derived from ocean bound and post-consumer waste.

Flow Plastic is ethically-sourced using various suppliers that collect, sort, and sanitise discarded plastic so that it may be given a second life in the form of these beautiful pots.

Through careful deliberation and rigorous quality control, we've created a balanced mixture that ensures the familiar quality and consistency associated with CTi.



Dune Series

Manufactured in Flow Blue.



DUNE PLANTER FLAT RIM 12"
No label slot



DUNE OVAL WITH RIM 20"



| F/CODE | REF | D x H CM | VOL LT | COLOUR | £ EACH | F/CODE | REF | L x W x H CM | VOL LT | COLOUR | £ EACH |
|---------|--------|----------|--------|-----------|--------|---------|--------|--------------|--------|-----------|--------|
| CTFLOW5 | TF821H | 30 x 26 | 11.5 | Flow Blue | 2.20 | CTFLOW1 | OV821D | 51 x 33 x 25 | 25.1 | Flow Blue | 4.45 |

100% RECYCLED PLASTIC

Inspired to ethically clean waste from our oceans and waterways

Flow Pot supports the continuation of global cleanups by collaborating with various recycling facilities all over the world.



All Flow Pots come with label slots except Dune Planter flat rim 12"
TAGS NOT INCLUDED WITH POT



FLOW TAG

| F/CODE | SIZE " | UNIT | £ |
|-----------|--------|-------|------|
| CTFLOWLBL | 3.5 | x 100 | 7.50 |

FLOW POT TAGS SOLD SEPARATELY



DUNE PLANTER TALL WITH RIM 11"

| F/CODE | REF | D x H CM | VOL LT | COLOUR | £ EACH |
|---------|--------|----------|--------|-----------|--------|
| CTFLOW3 | TP821J | 28 x 30 | 13.6 | Flow Blue | 2.40 |



DUNE PLANTER TALL WITH RIM 13"

| F/CODE | REF | D x H CM | VOL LT | COLOUR | £ EACH |
|---------|--------|----------|--------|-----------|--------|
| CTFLOW4 | TP821G | 33 x 33 | 17 | Flow Blue | 2.95 |



DUNE PLANTER TALL WITH RIM 14"

| F/CODE | REF | D x H CM | VOL LT | COLOUR | £ EACH |
|---------|--------|-----------|--------|-----------|--------|
| CTFLOW2 | TP821C | 35.5 x 38 | 25.1 | Flow Blue | 4.40 |

Wilson Series

Complete with attached saucer.



WILSON PLANTER WITH ATTACHED SAUCER 8"

| F/CODE | REF | D x H CM | VOL LT | COLOUR | UNIT | £ |
|------------|---------|----------|--------|-------------|------|-------|
| CTFLOW10SG | DP1722P | 21 x 20 | 5.5 | Smokey Grey | x 24 | 58.00 |



WILSON PLANTER WITH ATTACHED SAUCER 8"

| F/CODE | REF | D x H CM | VOL LT | COLOUR | UNIT | £ |
|------------|---------|----------|--------|-------------|------|-------|
| CTFLOW10LT | DP1722P | 21 x 20 | 5.5 | Lagoon Teal | x 24 | 58.00 |



WILSON PLANTER WITH ATTACHED SAUCER 10"

| F/CODE | REF | D x H CM | VOL LT | COLOUR | UNIT | £ |
|------------|---------|----------|--------|-------------|------|-------|
| CTFLOW11SG | DP1722N | 25 x 24 | 10.2 | Smokey Grey | x 24 | 90.00 |



WILSON PLANTER WITH ATTACHED SAUCER 10"

| F/CODE | REF | D x H CM | VOL LT | COLOUR | UNIT | £ |
|------------|---------|----------|--------|-------------|------|-------|
| CTFLOW11LT | DP1722N | 25 x 24 | 10.2 | Lagoon Teal | x 24 | 90.00 |

Wilson Planter Tall



WILSON PLANTER TALL POLISHED FINISH 14"

| F/CODE | REF | D x H CM | VOL LT | COLOUR | UNIT | £ |
|------------|----------|-----------|--------|----------------------|------|--------|
| CTFLOW12SG | TPX1722E | 35 x 34.5 | 22 | Polished Smokey Grey | x 24 | 110.00 |



WILSON PLANTER TALL POLISHED FINISH 14"

| F/CODE | REF | D x H CM | VOL LT | COLOUR | UNIT | £ |
|------------|----------|-----------|--------|----------------------|------|--------|
| CTFLOW12LT | TPX1722E | 35 x 34.5 | 22 | Polished Lagoon Teal | x 24 | 110.00 |



100% RECYCLED PLASTIC

Derived from ocean bound and post consumer waste



Flow Pot sticker on all pots in the Wilson and Adelyn ranges.

Adelyn Series

Complete with attached saucer.



ADELYN PLANTER WITH SAUCER



ADELYN WINDOW BOX WITH SAUCER



| F/CODE | REF | D x H CM | VOL LT | COLOUR | UNIT | £ |
|---------|---------|-----------|--------|--------------|------|-------|
| CTFLOW6 | DP1471T | 15 x 11.5 | 1.4 | Cotton White | x 24 | 24.00 |
| CTFLOW7 | DP14710 | 20 x 15 | 3.3 | Cotton White | x 24 | 34.00 |
| CTFLOW8 | DP1471N | 25 x 19 | 6.5 | Cotton White | x 24 | 54.00 |

| F/CODE | REF | L x W x H CM | VOL LT | COLOUR | UNIT | £ |
|---------|---------|------------------|--------|--------------|------|-------|
| CTFLOW9 | WB1471H | 32 x 11.5 x 11.5 | 2.9 | Cotton White | x 24 | 45.00 |

Pots Planters Containers Trays

Pasquini & Bini

A range of heavy duty decorative and Grower pots & containers.



Pasquini & Bini Containers, Pots & Saucers



CASSIOPEA TROUGH

Natural terracotta look. Optional saucers available (not included).



| F/CODE | L x W x H CM | VOL LT | UNIT | £ |
|--------|--------------|--------|------|-------|
| PBD40 | 40 x 20 x 16 | 8 | x 20 | 48.00 |
| PBD50 | 50 x 20 x 16 | 10.5 | x 20 | 50.00 |
| PBD60 | 60 x 20 x 16 | 12.5 | x 20 | 62.00 |
| PBD80 | 80 x 20 x 16 | 14.5 | x 20 | 84.00 |

CASSIOPEA SAUCER

| F/CODE | L x W CM | TO FIT LT | UNIT | £ |
|--------|----------|-----------|------|-------|
| PBF40 | 40 x 20 | 8 | x 20 | 16.50 |
| PBF50 | 50 x 20 | 10.5 | x 20 | 19.00 |
| PBF60 | 60 x 20 | 12.5 | x 20 | 21.00 |



MAXI FLOWER BOX

Range of large troughs. Optional saucer and set of wheels available.



| F/CODE | L x W x H CM | VOL LT | £ EACH |
|---------|---------------|--------|--------|
| PBMD60 | 60 x 30 x 28 | 30 | 7.25 |
| PBMD100 | 100 x 45 x 40 | 110 | 30.00 |

MAXI FLOWER SAUCER/WHEELS

| F/CODE | L x W x H CM | £ EACH |
|---------|---------------|--------|
| PBMF60 | 60 x 30 x 6 | 4.50 |
| PBMF80 | 80 x 33 x 6.5 | 7.00 |
| PBMF100 | 100 x 41 x 7 | 9.50 |
| PBMF1 | Wheels x 4 | 4.14 |



ORIONE

Versatile squat bell pot in natural terracotta look.



| F/CODE | D x H CM | VOL LT | UNIT | £ |
|--------|----------|--------|------|-------|
| PBO20 | 20 x 12 | 3 | x 50 | 28.00 |
| PBO25 | 25 x 16 | 6 | x 50 | 50.00 |
| PBO30 | 30 x 19 | 8 | x 50 | 76.00 |
| PBO35 | 35 x 22 | 14 | x 20 | 46.00 |

ORIONE

Special offer



| F/CODE | D x H CM | VOL LT | UNIT | £ |
|--------|-----------|--------|------|------|
| PBO40S | 40 x 26.5 | 24 | Each | 3.20 |



ANDROMEDA - BOWL/PLANTER

Natural terracotta look. Optional saucers available (not included).



| F/CODE | D x H CM | VOL LT | UNIT | £ |
|--------|------------|--------|------|-------|
| PBT21 | 19.2 x 9.5 | 2 | x 50 | 24.00 |
| PBT28 | 26 x 11.3 | 4 | x 50 | 44.00 |
| PBT35 | 32 x 13 | 7.5 | x 20 | 32.00 |
| PBT40 | 37 x 15 | 11.5 | x 20 | 48.00 |
| PBT50 | 46.8 x 19 | 24 | x 10 | 58.00 |
| PBT60S | 56 x 24.5 | 44 | Each | 9.00 |
| PBT80S | 74 x 28.7 | 90 | Each | 27.50 |



PEGASO - STANDARD BELL POT

Classic bell pot in natural terracotta look, wide based design for extra stability. Saucers available (not included).



| F/CODE | D x H CM | VOL LT | UNIT | £ |
|--------|-----------|--------|------|-------|
| PBP18 | 18 x 16 | 3.5 | x 50 | 34.50 |
| PBP20 | 20 x 19 | 4.5 | x 50 | 48.00 |
| PBP22 | 22.5 x 21 | 6 | x 50 | 62.00 |
| PBP25 | 25 x 23.5 | 8 | x 50 | 75.00 |
| PBP28 | 28 x 26 | 11 | x 20 | 44.00 |
| PBP30 | 30 x 28.5 | 15 | x 20 | 54.00 |
| PBP33 | 33 x 31 | 19 | x 20 | 64.00 |
| PBP37 | 37 x 33 | 25 | x 20 | 90.00 |
| PBP44S | 44 x 38 | 40 | Each | 8.25 |
| PBP54S | 54 x 46 | 80 | Each | 13.50 |
| PBP60S | 59 x 52 | 105 | Each | 22.25 |



PEGASO SAUCER

Ideal for use with Pegaso bowls & planters.



| F/CODE | DIAM CM | UNIT | £ |
|--------|---------|------|-------|
| PBS15 | 15 | x 50 | 12.00 |
| PBS17 | 17 | x 50 | 14.00 |
| PBS20 | 20 | x 50 | 22.00 |
| PBS25 | 25 | x 50 | 34.00 |
| PBS28 | 28 | x 20 | 18.75 |
| PBS32 | 32 | x 20 | 26.00 |
| PBS38 | 38 | x 20 | 34.00 |
| PBS40 | 40 | x 10 | 28.50 |

Fenice Pots



New Fenice pot sizes coming soon



new

FENICE POTS TERRACOTTA

Decorative nursery pots.



| F/CODE | D x H CM | VOL LT | UNIT | £ |
|----------|-------------|--------|------|-------|
| PBFE21TC | 21.5 x 18.5 | 4.5 | x 10 | 8.50 |
| PBFE25TC | 25.5 x 22.5 | 7.5 | x 10 | 14.50 |
| PBFE28TC | 28 x 24.5 | 10 | x 10 | 17.00 |



Fenici Terracotta will replace Cigno when stocks are sold



CIGNO

Squat heavy duty decorative container pot, ideal for selling straight from the nursery to the patio.



| F/CODE | D x H CM | VOL LT | UNIT | £ |
|--------|----------|--------|------|-------|
| PBK28 | 28 x 24 | 12 | x 20 | 46.00 |
| PBK30 | 30 x 26 | 15 | x 20 | 56.00 |
| PBK33 | 33 x 29 | 22 | x 20 | 70.00 |
| PBK36 | 36 x 31 | 25 | x 10 | 46.00 |
| PBK42S | 40 x 35 | 35 | Each | 7.00 |
| PBK45S | 45 x 36 | 50 | Each | 9.25 |
| PBK50S | 50 x 37 | 63 | Each | 12.25 |
| PBK55S | 55 x 44 | 80 | Each | 15.00 |

PERSEO

Tall heavy duty decorative container pots, ideal for selling straight from the nursery to the patio.



| F/CODE | D x H CM | VOL LT | UNIT | £ |
|--------|----------|--------|------|-------|
| PBN18 | 18 x 18 | 4 | x 50 | 40.00 |
| PBN20 | 20 x 20 | 5 | x 50 | 52.54 |
| PBN24 | 24 x 24 | 9.5 | x 50 | 66.00 |
| PBN26 | 26 x 26 | 12 | x 20 | 38.00 |
| PBN28 | 28 x 28 | 15 | x 20 | 43.00 |
| PBN28F | 28 x 28 | 15 | x 20 | 39.00 |
| PBN30 | 30 x 30 | 18.5 | x 20 | 52.00 |
| PBN33 | 33 x 33 | 25 | x 20 | 67.00 |
| PBN36S | 36 x 36 | 30 | Each | 4.75 |

F = Fargo flexible pot - lightweight version





new

FENICE POTS BLACK

Larger sized decorative nursery pots.



| F/CODE | D x H CM | VOL LT | £ EACH |
|----------|-----------|--------|--------|
| PBFE37N | 37.5 x 32 | 25 | 2.30 |
| PBFE344N | 44 x 35 | 35 | 3.40 |
| PBFE347N | 47 x 37.5 | 45 | 3.95 |
| PBFE50N | 50.5 x 40 | 55 | 5.00 |
| PBFE56N | 56 x 43 | 70 | 6.40 |
| PBFE60N | 60 x 47 | 90 | 8.00 |
| PBFE66N | 66 x 48 | 110 | 10.35 |


FENICE - ECONOMY SAUCERS

A great value saucer - Strong and robust.

| F/CODE | DIAM CM | COLOUR | UNIT | £ |
|---------|---------|------------|-------|-------|
| PBSF18B | 18 | Black | x 110 | 26.00 |
| PBSF18T | 18 | Terracotta | x 110 | 28.00 |
| PBSF20B | 20 | Black | x 120 | 34.00 |
| PBSF20T | 20 | Terracotta | x 120 | 36.00 |
| PBSF25B | 25 | Black | x 90 | 50.00 |
| PBSF25T | 25 | Terracotta | x 90 | 55.00 |
| PBSF30B | 30 | Black | x 60 | 55.00 |
| PBSF30T | 30 | Terracotta | x 60 | 60.00 |
| PBSF35B | 35 | Black | x 50 | 61.50 |
| PBSF35T | 35 | Terracotta | x 50 | 68.00 |
| PBSF40B | 40 | Black | x 25 | 44.00 |
| PBSF40T | 40 | Terracotta | x 25 | 46.00 |
| PBSF45B | 45 | Black | x 25 | 60.00 |
| PBSF45T | 45 | Terracotta | x 25 | 68.00 |
| PBSF50B | 50 | Black | x 25 | 80.00 |
| PBSF50T | 50 | Terracotta | x 25 | 88.00 |


FLOWER BUCKETS BLACK

| F/CODE | D x H CM | VOL LT | UNIT | £ |
|--------|----------|--------|------|-------|
| PBC26 | 26 x 27 | 10 | x 10 | 11.00 |
| PBC30 | 30 x 24 | 13 | x 10 | 12.00 |



Serie Bassa Containers



SERIE BASSA

Heavy duty squat containers.
Colour: Black



| F/CODE | D x H CM | VOL LT | UNIT | £ |
|--------|----------|--------|------|-------|
| PBB26 | 26 x 22 | 10 | x 10 | 9.50 |
| PBB28 | 28 x 24 | 12 | x10 | 11.00 |
| PBB30 | 30 x 26 | 15 | x 10 | 14.50 |
| PBB32 | 32 x 26 | 20 | x 10 | 18.00 |
| PBB35 | 35 x 28 | 25 | Each | 2.35 |
| PBB40 | 40 x 31 | 35 | Each | 3.10 |
| PBB42 | 42 x 32 | 40 | Each | 3.50 |



SERIE VIVAI0

Heavy duty tall containers.
Colour: Black



| F/CODE | D x H CM | VOL LT | UNIT | £ |
|--------|----------|--------|------|-------|
| PBA24 | 24 x 24 | 9.5 | x 10 | 8.00 |
| PBA26 | 26 x 26 | 12 | x 10 | 10.00 |
| PBA28 | 28 x 28 | 15 | x 10 | 13.00 |
| PBA30 | 30 x 30 | 18.5 | x 10 | 15.00 |
| PBA33 | 33 x 33 | 25 | x 10 | 18.50 |



VR POTS

Heavy duty squat containers with reinforced handles and increased drainage.



| F/CODE | D x H CM | VOL LT | £ EACH |
|--------|----------|--------|--------|
| PBVR40 | 40 x 28 | 30 | 3.60 |
| PBVR45 | 45 x 34 | 48 | 5.00 |
| PBVR50 | 50 x 35 | 60 | 6.25 |





Mastelli Range



A complete range of heavy duty container pots. Strong and durable.
Standard colour: Black



MASTELLI WITHOUT HANDLES



| F/CODE | D x H CM | VOL LT | £ EACH |
|---------|-----------|--------|--------|
| PBR80B | 80 x 51 | 160 | 20.00 |
| PBR80 | 80 x 55 | 210 | 27.00 |
| PBR85 | 85 x 55 | 230 | 28.50 |
| PBR95 | 95 x 55 | 285 | 32.00 |
| PBR95A | 95 x 73 | 350 | 38.00 |
| PBR102 | 102 x 82 | 500 | 60.00 |
| PBR120 | 120 x 68 | 600 | 70.00 |
| PBR120A | 120 x 78 | 750 | 82.00 |
| PBR140 | 140 x 90 | 1000 | 140.00 |
| PBR155 | 155 x 100 | 1500 | 285.00 |



MASTELLI WITH HANDLES



| F/CODE | D x H CM | VOL LT | £ EACH |
|----------|----------|--------|--------|
| PBMM40 | 40 x 33 | 30 | 2.40 |
| PBMM45 | 45 x 37 | 35 | 3.35 |
| PBMM50 | 50 x 34 | 43 | 4.60 |
| PBMM50A | 50 x 41 | 50 | 4.80 |
| PBMM55BB | 55 x 38 | 60 | 6.10 |
| PBMM55B | 55 x 41 | 65 | 6.25 |
| PBMM55 | 55 x 44 | 70 | 6.50 |
| PBMM55A | 55 x 48 | 75 | 6.60 |
| PBMM60B | 60 x 43 | 80 | 7.50 |
| PBMM60 | 60 x 48 | 90 | 7.75 |
| PBMM60A | 60 x 51 | 100 | 9.00 |
| PBMM65 | 65 x 51 | 110 | 9.75 |
| PBMM65A | 65 x 54 | 125 | 12.35 |
| PBMM70 | 70 x 51 | 130 | 12.00 |
| PBMM75 | 75 x 51 | 155 | 16.25 |
| PBMM80 | 80 x 51 | 160 | 17.75 |



MASTELLI SQUAT AQUATIC POT

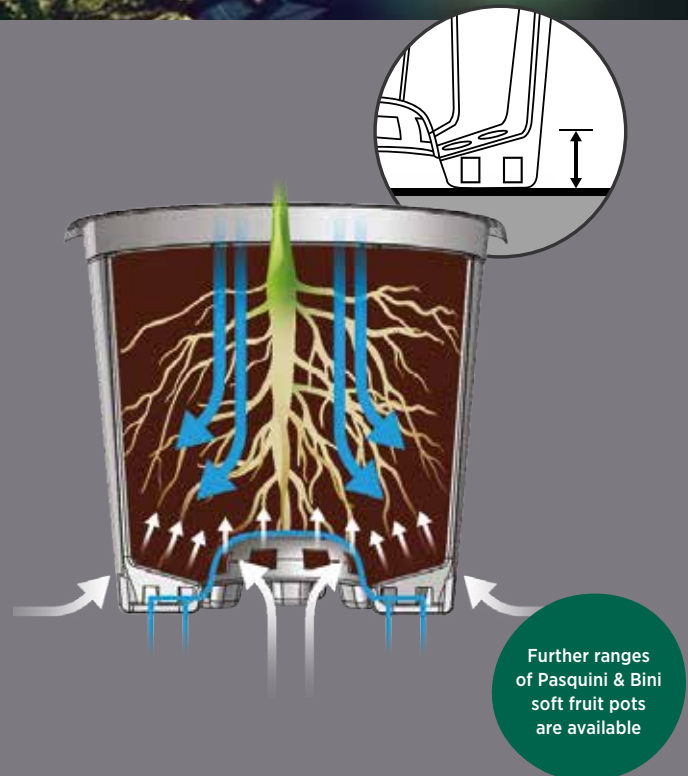
No handles and no drainage holes. Colour: Black

| F/CODE | D x H CM | VOL LT | £ EACH |
|---------|----------|--------|--------|
| PBRB88 | 88 x 32 | 150 | 25.00 |
| PBRB96 | 96 x 43 | 240 | 30.00 |
| PBRB110 | 110 x 35 | 275 | 55.00 |

Everywhere can be the right place for blueberries

The Pasquini & Bini pots are made from recycled post consumer plastic they are the perfect solution for blueberries.

- Healthier and stronger root system growth with greater yield
- Humidity and stagnation control
- Fertilisers and nutrients control
- Less environmental impact for a reduced use of chemical products
- pH control




Eracle



Eracle Fruit



Square super
Ercole pot



Square pot with
rooting grooves



Root Training
Pots



Root Training Pots

Prevents spiralling of the roots which encourages a more dense and fibrous root system.

- Healthy and fast growth of the roots
- No more rotten parts
- Reduced death risk in plants
- No stress from transplant

VARIA



| F/CODE | DIAM CM | HEIGHT CM | VOL LT | £ EACH |
|---------|---------|-----------|--------|--------|
| PBVA180 | 78 | 53 | 180 | 18.90 |
| PBVA285 | 95 | 55 | 285 | 24.85 |
| PBVA375 | 102 | 65 | 375 | 33.45 |



SERIE ERCOLE



| F/CODE | DIAM CM | HEIGHT CM | VOL LT | UNIT | £ |
|--------|---------|-----------|--------|------|-------|
| PBSP16 | 16.5 | 14.5 | 2.0 | x 10 | 5.50 |
| PBSP19 | 19.0 | 17.5 | 3.0 | x 10 | 8.50 |
| PBSP26 | 26.0 | 22.0 | 7.5 | x 10 | 15.00 |
| PBSP28 | 28.5 | 24.0 | 9.5 | x 10 | 17.00 |
| PBSP30 | 30.5 | 26.5 | 12.0 | Each | 2.60 |
| PBSP33 | 33.0 | 29.0 | 20.0 | Each | 2.75 |
| PBSP37 | 37.5 | 32.0 | 25.0 | Each | 3.75 |
| PBSP42 | 42.0 | 36.0 | 35.0 | Each | 4.20 |



TEIPLAST
ROTATIONAL TUSCANY POTS



Rotational Moulded Pots

The special manufacturing and finishing process involved in this technique generates "unique pieces" since it provides the pot with different colours and shades.

- Resistant to breakage
- Impermeable to frost damage

Rotational moulded pots are a non stocked item so lead times may vary.

Jumbo Collection

Street furniture. Smooth pot with reinforced bottom. To order only.



JUMBO POT BRONZE



| F/CODE | DIAM > CM | DIAM < CM | HEIGHT CM | VOL LT | COLOUR | £ EACH |
|---------|-----------|-----------|-----------|--------|--------|--------|
| JUM70 | 55 | 48 | 42/40 | 70 | Bronze | |
| JUM100 | 63 | 55 | 44.5/42 | 100 | Bronze | |
| JUM125 | 70 | 61 | 47/44.5 | 125 | Bronze | |
| JUM165 | 80 | 71 | 50/46 | 165 | Bronze | |
| JUM215 | 90 | 81 | 52/47 | 215 | Bronze | |
| JUM285 | 100 | 90 | 56/50 | 285 | Bronze | POA |
| JUM390 | 110 | 101 | 64/56 | 390 | Bronze | |
| JUM500 | 122 | 110 | 67/60 | 500 | Bronze | |
| JUM800 | 145 | 130 | 74/67 | 800 | Bronze | |
| JUM1250 | 160 | 145 | 83/73 | 1250 | Bronze | |
| JUM1650 | 185 | 170 | 91/80 | 1650 | Bronze | |



Order only product



IDRA POT WITH GRAPES TERRACOTTA



| F/CODE | D x H CM | VOL LT | £ EACH |
|---------|----------|--------|--------|
| NPBID50 | 50 x 38 | 43 | 30.13 |
| NPBID55 | 55 x 45 | 63 | 35.51 |
| NPBID60 | 60 x 48 | 80 | 51.19 |
| NPBID65 | 65 x 52 | 102 | 57.37 |
| NPBID70 | 70 x 57 | 131 | 84.00 |
| NPBID75 | 75 x 85 | 162 | 85.26 |
| NPBID85 | 85 x 68 | 234 | 126.75 |



Decorative Ranges

For the full range of Pasquini and Bini decorative ranges please contact your office/
Area Sales Manager

TEIPLAST
ROTATIONAL TUSCANY POTS



Pots
Planters
Containers
Trays

Vipot Pots

Vipot Pots

Environmentally friendly biodegradable plant pots and bedding trays.

Life expectancy is 5 years but biodegrade within 9-18 months if broken and put into waste.



| F/CODE | SIZE | UNITS | £ |
|-----------|--------|-------|-------|
| VIPOT8FN | 8F | x 550 | 66.50 |
| VIPOT9CN | 9C | x 432 | 76.00 |
| VIPOT9FN | 9F | x 315 | 50.00 |
| VIPOT105 | 10.5cm | x 432 | 81.60 |
| VIPOT1LTN | 1lt | x 160 | 64.00 |
| VIPOT2LTN | 2lt | x 90 | 65.00 |
| VIPOT3L | 3lt | x 60 | 72.00 |



Pots Planters Containers Trays

Trays and Pot Handling Systems



Mara Trays

Tray Dimensions 540 x 310 mm

The range of Mara Trays can be used for both transport and cultivation and are made with a reinforced rim.


This open structure makes them ideal for spacing plants within the nursery. These trays are robust, competitively priced and will last for many years.

Sold in packs of 10.




| F/CODE | HOLES | POT SIZES | £ |
|--------|-------|-----------|-------|
| MA1509 | 15 | 9C, 9F | 16.00 |

| F/CODE | HOLES | POT SIZES | £ |
|--------|-------|---------------|-------|
| MA1899 | 18 | 9F, 9C, 9 x 9 | 16.00 |



| F/CODE | HOLES | POT SIZE | £ |
|--------|-------|----------|-------|
| MA1809 | 18 | 9C, 9F | 16.00 |

| F/CODE | HOLES | POT SIZE | £ |
|--------|-------|----------|-------|
| MA1211 | 12 | 10C, 11F | 16.00 |



| F/CODE | HOLES | POT SIZE | £ |
|---------|-------|----------|-------|
| MA1510B | 15 | 10.5cm | 16.00 |



| F/CODE | HOLES | POT SIZE | £ |
|--------|-------|---------------|-------|
| MA8013 | 8 | 12C, 13C, 1lt | 16.00 |



| F/CODE | HOLES | POT SIZE | £ |
|---------|-------|---------------|-------|
| MA6013N | 6 | 12C, 13C, 1lt | 16.00 |



| F/CODE | HOLES | POT SIZE | £ |
|--------|-------|-------------|-------|
| MA6015 | 6 | 15cm, 1.5lt | 16.00 |



| F/CODE | HOLES | POT SIZE | £ |
|---------|-------|-------------|-------|
| MA5015N | 5 | 15cm, 1.5lt | 16.00 |



| F/CODE | HOLES | POT SIZE | £ |
|--------|-------|-----------|-------|
| MA5017 | 5 | 17cm, 2lt | 16.00 |



Empot

Pot Handling Systems

The extensive range of pot carriers for round and square pots:

- Eliminates the tedium of large container movement
- A proven investment ensuring greater productivity
- Help keep plants upright under adverse weather and ground conditions
- Injection moulded in black polypropylene, lightweight, robust and durable
- Designed to allow pots to stand directly on the ground or matting
- Stacks compactly when not in use
- All trays hold round or square pots

Sold in packs of 10.




| F/CODE | HOLES | POTS HELD | L x W x H MM | £ |
|--------|-------|-----------|----------------|-------|
| EM63L | 6 | 6 x 3lt | 606 x 408 x 64 | 17.75 |

| F/CODE | HOLES | POTS HELD | L x W x H MM | £ |
|--------|-------|-----------|----------------|-------|
| EM82L | 8 | 8 x 2lt | 699 x 349 x 64 | 19.60 |



| F/CODE | HOLES | POTS HELD | L x W x H MM | £ |
|--------|-------|-----------|----------------|-------|
| EM62L | 6 | 6 x 2lt | 555 x 310 x 55 | 19.60 |

| F/CODE | HOLES | POTS HELD | L x W x H MM | £ |
|--------|-------|-----------|----------------|-------|
| EM121L | 12 | 12 x 1lt | 568 x 428 x 55 | 17.75 |



| F/CODE | HOLES | POTS HELD | L x W x H MM | £ |
|--------|-------|-----------|----------------|-------|
| EM918 | 18 | 18 x 9cm | 555 x 310 x 55 | 22.00 |

| F/CODE | HOLES | POTS HELD | L x W x H MM | £ |
|----------|-------|-----------|----------------|-------|
| EMFMT918 | 18 | 18 x 9cm | 555 x 310 x 55 | 20.00 |



| F/CODE | HOLES | POTS HELD | L x W x H MM | £ |
|---------|-------|-----------|----------------|-------|
| EMRS920 | 20 | 20 x 9cm | 462 x 368 x 45 | 16.00 |

| F/CODE | HOLES | POTS HELD | L x W x H MM | £ |
|----------|-------|-----------|----------------|-------|
| EMRS1115 | 15 | 15 x 11cm | 565 x 340 x 60 | 19.50 |

Plant Labels Loop-Lock Stick in Labels

Grower Labels

Stick in Labels



HEAVY DUTY POT & STAKE LABELS 4"

| F/CODE | REF | LENGTH | PRINT AREA CM | COLOUR | QTY | £ |
|--------|-----|------------|---------------|--------|------|-------|
| LB4W | L4" | 4" (10 cm) | 10 x 1.4 | White | 1000 | 12.07 |
| L4B | L4" | 4" (10 cm) | 10 x 1.4 | Blue | 1000 | 21.02 |
| L4BE | L4" | 4" (10 cm) | 10 x 1.4 | Beige | 1000 | 21.33 |
| L4BL | L4" | 4" (10 cm) | 10 x 1.4 | Black | 1000 | 18.34 |
| L4G | L4" | 4" (10 cm) | 10 x 1.4 | Green | 1000 | 21.33 |
| L4O | L4" | 4" (10 cm) | 10 x 1.4 | Orange | 1000 | 21.33 |
| L4P | L4" | 4" (10 cm) | 10 x 1.4 | Pink | 1000 | 16.10 |
| L4PU | L4" | 4" (10 cm) | 10 x 1.4 | Purple | 1000 | 21.33 |
| L4R | L4" | 4" (10 cm) | 10 x 1.4 | Red | 1000 | 19.88 |
| L4Y | L4" | 4" (10 cm) | 10 x 1.4 | Yellow | 1000 | 21.33 |

HEAVY DUTY POT & STAKE LABELS 5"

| F/CODE | REF | LENGTH | PRINT AREA CM | COLOUR | QTY | £ |
|--------|-------|--------------|---------------|--------|-----|-------|
| LBW | SL140 | 5" (12.5 cm) | 10 x 1.7 | White | 500 | 14.37 |
| LBB | SL140 | 5" (12.5 cm) | 10 x 1.7 | Blue | 500 | 15.01 |
| LBBE | SL140 | 5" (12.5 cm) | 10 x 1.7 | Beige | 500 | 15.44 |
| LBG | SL140 | 5" (12.5 cm) | 10 x 1.7 | Green | 500 | 14.80 |
| LBO | SL140 | 5" (12.5 cm) | 10 x 1.7 | Orange | 500 | 14.37 |
| LBP | SL140 | 5" (12.5 cm) | 10 x 1.7 | Pink | 500 | 11.62 |
| LBPU | SL140 | 5" (12.5 cm) | 10 x 1.7 | Purple | 500 | 14.80 |
| LBR | SL140 | 5" (12.5 cm) | 10 x 1.7 | Red | 500 | 14.37 |
| LBY | SL140 | 5" (12.5 cm) | 10 x 1.7 | Yellow | 500 | 14.37 |




T LABELS

| F/CODE | REF | LENGTH CM | PRINT AREA CM | COLOUR | QTY | £ |
|----------|-------|-----------|---------------|--------|-----|-------|
| LB135W | SL135 | 15 | 5.5 x 3.5 | White | 500 | 20.72 |
| LB135WBE | SL135 | 15 | 5.5 x 3.5 | Beige | 500 | 20.59 |
| LB135BL | SL135 | 15 | 5.5 x 3.5 | Black | 500 | 21.97 |
| LB135B | SL135 | 15 | 5.5 x 3.5 | Blue | 500 | 20.56 |
| LB135GR | SL135 | 15 | 5.5 x 3.5 | Green | 500 | 21.70 |
| LB135O | SL135 | 15 | 5.5 x 3.5 | Orange | 500 | 21.67 |
| LB135P | SL135 | 15 | 5.5 x 3.5 | Pink | 500 | 20.07 |
| LB135PU | SL135 | 15 | 5.5 x 3.5 | Purple | 500 | 21.24 |
| LB135R | SL135 | 15 | 5.5 x 3.5 | Red | 500 | 20.71 |




ANGLED HEAD LABELS 27CM

| F/CODE | REF | LENGTH CM | PRINT AREA CM | COLOUR | QTY | £ |
|---------|-------|-----------|---------------|--------|-----|-------|
| LB275 | SL275 | 27 | 13 x 8 | White | 50 | 16.99 |
| LB275BL | SL275 | 27 | 13 x 8 | Black | 50 | 16.99 |
| LB275Y | SL275 | 27 | 13 x 8 | Yellow | 50 | 16.99 |
| LB275B | SL275 | 27 | 13 x 8 | Blue | 50 | 16.99 |



ANGLED HEAD LABELS BLACKBOARD

| F/CODE | REF | LENGTH CM | PRINT AREA CM | COLOUR | QTY | £ |
|---------|---------|-----------|---------------|------------|-----|-------|
| LB440BB | SL400BB | 43 | 12.5 x 8 | Blackboard | 50 | 24.69 |
| LB500BB | SL500BB | 53 | 16 x 10 | Blackboard | 25 | 18.24 |
| LB650BB | SL650BB | 57 | 16 x 10 | Blackboard | 25 | 22.15 |



ANGLED HEAD LABELS 38CM

| F/CODE | REF | LENGTH CM | PRINT AREA CM | COLOUR | QTY | £ |
|---------|-------|-----------|---------------|--------|-----|-------|
| LB400W | SL400 | 38 | 10 x 6 | White | 50 | 19.83 |
| LB400B | SL400 | 38 | 10 x 6 | Blue | 50 | 18.35 |
| LB400G | SL400 | 38 | 10 x 6 | Green | 50 | 18.94 |
| LB400Y | SL400 | 38 | 10 x 6 | Yellow | 50 | 19.11 |
| LB400R | SL400 | 38 | 10 x 6 | Red | 50 | 18.93 |
| LB400BE | SL400 | 38 | 10 x 6 | Beige | 50 | 19.11 |
| LB400BL | SL400 | 38 | 10 x 6 | Black | 50 | 19.11 |

Loop-Lock Labels



PVC LOOP-LOCK LABELS

| F/CODE | REF | LENGTH CM | PRINT AREA CM | COLOUR | QTY | £ |
|--------|-----|-----------|---------------|--------|------|-------|
| LBL | LL5 | 16 | 11 x 1.6 | White | 1000 | 17.97 |
| LBL5Y | LL5 | 16 | 11 x 1.6 | Yellow | 1000 | 16.91 |
| LBL5R | LL5 | 16 | 11 x 1.6 | Red | 1000 | 15.87 |
| LBL5B | LL5 | 16 | 11 x 1.6 | Blue | 1000 | 16.73 |
| LBL5G | LL5 | 16 | 11 x 1.6 | Green | 1000 | 16.13 |
| LBL5P | LL5 | 16 | 11 x 1.6 | Pink | 1000 | 15.89 |
| LBL5O | LL5 | 16 | 11 x 1.6 | Orange | 1000 | 16.03 |
| LBL8 | LL8 | 22 | 15 x 2.5 | White | 1000 | 27.06 |
| LBL8Y | LL8 | 22 | 15 x 2.5 | Yellow | 1000 | 26.79 |

Marker Pens

Superior marker pens for label marking. Waterproof permanent markers, instant drying.



ARTLINE 70 BLACK
Medium point

| F/CODE | WRITING WIDTH MM | PACK SIZE | £ |
|--------|------------------|-----------|-------|
| PENA | 1.5 | x 12 | 22.19 |



ARTLINE 90 BLACK
Medium point

| F/CODE | WRITING WIDTH MM | PACK SIZE | £ |
|--------|------------------|-----------|-------|
| PEN90 | 2.5 | x 12 | 21.98 |



ARTLINE 250
Fine Point

| F/CODE | WRITING WIDTH MM | PACK SIZE | £ |
|--------|------------------|-----------|-------|
| PENAF | 0.4 | x 12 | 23.87 |



ARTLINE GARDEN MARKER
Black bullet style medium point & Fade and UV resistant

| F/CODE | WRITING WIDTH MM | PACK SIZE | £ |
|--------|------------------|-----------|-------|
| PENG1 | 0.8 | x 12 | 24.36 |



ARTLINE CHALK MARKER PEN WHITE
For blackboards glass and plastic, erasable with a dampened wipe

| F/CODE | WRITING WIDTH MM | PACK SIZE | £ |
|--------|------------------|-----------|-------|
| PENCK | 2.0 | x 12 | 31.82 |



ARTLINE 47 WETRITE BLACK
Medium point, UV & fade resistant, ideal for non-porous wet surfaces

| F/CODE | WRITING WIDTH MM | PACK SIZE | £ |
|--------|------------------|-----------|-------|
| PENWET | 1.5 | x 12 | 24.90 |

Telescopic Adjustable Card Holders

Adjusts in 4" (10 cm) stages from 24" (60 cm) to about 36" (90 cm) by extending or retracting the inner stem. Eight buttons hold the card securely. The stem of the card holder fits into a 10" (25 cm) square base which is very sturdy and stable. It can be screwed down or plants can be placed on the base for support in windy situations. Flat or angled heads are available made from a highly UV resistant black durable plastic, now with easier adjusting stages.

With a choice of a flat double sided head, so that two cards can be held, or a single sided angled head. Eight buttons hold down the card securely. It can be screwed down or pots can be placed on its 6" (15 cm) square base. It is made from a very strong black UV resistant plastic.

| F/CODE | REF | CARD SIZE | HEAD STYLE | QTY | £ |
|--------|-------|------------------------|--------------------|------|--------|
| CH800 | SL800 | 8" x 6" | Angled (landscape) | x 25 | 95.73 |
| CH811 | SL811 | 8" x 6" | Flat (landscape) | x 25 | 104.36 |
| CH805 | SL805 | A4 (210 mm x 297 mm) | Angled (landscape) | x 25 | 117.97 |
| CH806 | SL806 | A4 (210 mm x 297 mm) | Angled (portrait) | x 25 | 117.97 |
| CH807 | SL807 | A5 (210 mm x 148.5 mm) | Angled (landscape) | x 25 | 102.95 |



Bench Stand Card Holders

A non adjustable card holder for displaying cards either side. Standing 22" high ideally used on benches. Both flat, angled and A5 heads are available.

| F/CODE | REF | CARD SIZE | HEAD STYLE | QTY | £ |
|--------|-------|------------------------|--------------------|------|-------|
| CH801 | SL801 | 8" x 6" | Flat (landscape) | x 25 | 65.37 |
| CH804 | SL804 | 8" x 6" | Angled (landscape) | x 25 | 65.37 |
| CH809 | SL809 | A5 (210 mm x 148.5 mm) | Angled (landscape) | x 25 | 61.06 |
| CH810 | SL810 | A5 (210 mm x 148.5 mm) | Flat (landscape) | x 25 | 62.96 |
| CH812 | SL812 | A5 (210 mm x 148.5 mm) | Flat (portrait) | x 25 | 61.06 |
| CH813 | SL813 | A5 (210 mm x 148.5 mm) | Angled (portrait) | x 25 | 63.21 |



Display Card Holders

For holding postcard sized information. Standard colour: Black

| F/CODE | REF | LENGTH CM | CARD SIZE " | PACK SIZE | £ |
|--------|-------|-----------|-------------|-----------|-------|
| CH415 | SL415 | 23 | 2 x 2 | x 25 | 9.45 |
| CH450 | SL450 | 30 | 2 x 2 | x 25 | 11.46 |
| CH465 | SL465 | 50 | 5 x 7 | x 25 | 9.69 |
| CH475 | SL475 | 50 | 8 x 6 | x 25 | 12.69 |



Bamboo Info Label Sticks

Made from natural bamboo, the info sticks hold picture labels in a specially cut groove.

| F/CODE | LENGTH CM | PACK SIZE | £ |
|--------|-----------|-----------|-------|
| BINO16 | 16 | x 1000 | 24.00 |



Danish Trolleys and Accessories



Danish Trolley



The Fargo Danish trolley comes with 3 shelves and consists of a heavy duty steel base, removable rolled steel corner posts, plywood shelves and nylon wheels.

FARGRO DANISH TROLLEY

| F/CODE | DESC | £ |
|---------|-------------------------|-------|
| TROLDAN | Danish Trolley Complete | 12400 |



Both fixed and swivel spare wheels available.

SPARE WHEELS FOR DANISH TROLLEYS

| F/CODE | DESC | £ |
|--------|-----------------------------|------|
| TYRE15 | Danish Trolley Wheel Fixed | 8.50 |
| TYRE16 | Danish Trolley Wheel Swivel | 8.50 |




| F/CODE | DESC | £ |
|----------|--|-------|
| TROLDANP | Post for Danish Trolley | 6.38 |
| TROLDANS | Extra Plywood Shelf for Danish Trolley | 10.00 |
| TROLDANB | Base for Danish Trolley | 68.00 |

Horti-Display

**TROLLEY
SHELVES DISPLAY
UNIT AND
BASE SOLD
SEPARATELY**



**TROLLEY
SHELVES AND
BASE SOLD
SEPARATELY**



Horti-Display awning



Make your display complete with the Horti-Display awning and protect your products from the rain and sun.

The roof is customisable: add your custom colours and/or logo.

The Horti-Display is an excellent way to present your flowers, plants or any other product. With the Horti-Display you will give your presentation a professional look, and it is easy and convenient to use.

HORTI-DISPLAY WITHOUT BASE

| F/CODE | DESC | £ |
|--------|------------------------------|--------|
| HDISP | Horti-Display (Without Base) | 202.02 |

HORTI-DISPLAY AWNING

| F/CODE | DESC | £ |
|---------|----------------------|--------|
| HDISPAW | Horti-Display Awning | 158.51 |



Display-Maker

It is possible to easily transform your Danish trolley into a nice store presentation with the Display-Maker. The Display-Maker lifts the two posts at the back of the trolley to display the shelves at an angle.

x2 Display-Makers required per trolley.



DISPLAY-MAKER

| F/CODE | £ EACH |
|--------|--------|
| DISMK | 20.17 |



Watering Trays

Heavy Duty & Reusable

Advantages:

- Longer selling period
- Less waste

These water trays are designed to provide your plants and flowers with a water reservoir when positioned on Euro pallets.



WATER TRAY FOR EURO PALLET BLACK

| F/CODE | L x W x H MM | THICK MM | £ |
|--------|-----------------|----------|-------|
| WTPEP | 1200 x 800 x 52 | 3 | 29.22 |

The water trays are designed to provide your plants and flowers with a water reservoir when used on Danish trolleys or CC containers.




Available in two thicknesses.

WATER TRAY FOR DANISH TROLLEY BLACK

| F/CODE | L x W x H MM | THICK MM | £ |
|--------|-----------------|----------|-------|
| WT522 | 1258 x 555 x 52 | 2 | 16.22 |
| WT523 | 1258 x 555 x 52 | 3 | 15.28 |



Display Racks



Simple and effective way to display hanging baskets from your Danish trolley.

Strong and robust to withstand heavy loads.

HANGING BASKET RACK FOR DANISH TROLLEYS

| F/CODE | SIZE L x W CM | £ |
|--------|---------------|--------|
| HGBH | 225 x 87 | 102.42 |



The flower bucket rack is a shelf that can be placed in Danish trolleys and CC containers to display or transport flower buckets. Can also be used to transport 12" round cone hanging baskets. The rings are made of galvanised steel and have a diameter of 24cm.

This product can also be combined with the Horti-Display and Display-Maker.

FLOWER BUCKET RACK FOR DANISH TROLLEY

| F/CODE | SIZE CM | £ |
|--------|----------|-------|
| HIFB | 124 x 55 | 42.12 |

Tool Box & Writing Board



The tool box holder can easily be attached to any desired height by attaching it to the hooks of the stand on your Danish trolley.

Writing boards can be hooked between the two poles of a Danish trolley.



**TOOL BOX
FOR DANISH TROLLEY**

| F/CODE | £ EACH |
|--------|--------|
| HITB | 48.74 |



**WRITING BOARD
FOR DANISH TROLLEY**

| F/CODE | £ EACH |
|--------|--------|
| HIWB | 22.66 |

Horti-Wrap Machine™

The Horti-Wrap™ Machine employs a simple concept to wrap Danish trolleys with most kinds of film.

Trolleys are pushed onto the turntable and as this is manually rotated, the film is wound around the trolley as it moves up the 2m mast, wrapping the trolley from the base to the top.

Movement is controlled by foot pressure on the base plate. Using large machine-size rolls of film reduces costs compared to hand wrapping.



HORTI-WRAP™ MACHINE

| F/CODE | £ EACH |
|----------|---------|
| HORTWRAP | 2914.06 |

Blocking Discs



With blocking discs, you easily secure Danish trolleys, auction carts or CC containers. Once you put a caster in the hole of a disc, the cart will no longer move/roll, which makes applying wrapping film to the cart an easy task.

The blocking discs can easily be transported or placed thanks to their simple design. The bottom is equipped with anti-slip, and the extra steel rings prevent them from sagging.

**BLOCKING DISC FOR DANISH
TROLLEYS OR CC CONTAINERS**

| F/CODE | £ EACH |
|---------|--------|
| HORBDDT | 28.48 |

Wippon Transporters & Vehicles



A simple yet effective way of moving Danish trolleys around the nursery or garden centre.

The wippon car is located under the trolley to enable the pneumatic wheels to support the trolley and move over uneven ground. The trolley can be locked onto the wippon car during movement.

Wheels: 100mm wide x 400mm diameter.



WIPPON CAR DANISH TROLLEY MOVER

| F/CODE | £ EACH |
|--------|--------|
| WWT | 253.20 |



The 4x4 version of the wippon car has 4 wheels and a handle. This makes creating a train of wippon cars possible which can be pulled with an electric vehicle.

This makes the 4x4 wippon car perfect for the transportation of Danish trolleys and CC containers over soft surfaces such as ground covers or tiny gravel.

WIPPON WAGON TRANSPORTERS 4x4

| F/CODE | £ EACH |
|--------|--------|
| WWT4 | 479.97 |



The H-400 is an electric powered tug that is used for pulling heavy loads, such as transportation trolleys and Danish trolleys filled with shelves. Thanks to its compact size, it is easy to manoeuvre.

A new digital controller puts the braking energy back into the battery again. The H-400 can be used for 24 hours after one battery charge.

Together with the correct couplings the H400 Tug can pull a train of Danish trolleys with ease.

- Supplied with AGM battery and charger
(Longer life lithium battery available on request)
- Length 90cm x Width 51cm x Height 104cm
- Towing capacity 640kg

ELECTRIC POWERED TUG H-400

| F/CODE | £ |
|--------|---------|
| HTH400 | 3929.54 |



The Trike 1200 has a tensile weight of 1200kg which makes it ideal for transporting heavy loads. Robustly built, the Trike 1200 is the ideal machine for working in nurseries and warehouses.

Together with the correct couplings the Trike 1200 can pull a train of Danish trolleys with ease.

- Supplied with AGM battery and charger
(Longer life lithium battery available on request)
- Length 143.4cm x Width 72.2cm x Height 110.2cm
- Towing capacity 1200kg

HORTI-TRIKE XL 1200

| F/CODE | £ |
|----------|---------|
| HTXL1200 | 6254.49 |

| F/CODE | DESC | £ |
|--------|------------------------------|--------|
| HTBS | Back Support for Horti-Trike | 165.95 |
| HTCR | Crate for Horti-Trike | 83.83 |

Couplings



To attach Danish trolley to Horti-Trike & H-400 electric tug when using the ECC13 coupling.

FRONT HOOK

| F/CODE | £ |
|--------|-------|
| HT1 | 48.51 |



HOOK FOR HORTI-TRIKE & H-400 ELECTRIC TUG

| F/CODE | £ |
|--------|--------|
| HIT13 | 100.11 |



COUPLING HOOK TO ATTACH DANISH TROLLEY TO DANISH TROLLEY

| F/CODE | £ |
|--------|-------|
| HIT2 | 67.89 |



TOWING BALL FOR HORTI-TRIKE & H-400 ELECTRIC TUG

| F/CODE | £ |
|--------|-------|
| HT51 | 44.14 |





Multikett Matting System

Multikett ground tiles are a practical alternative to concrete slabs for walkways and transporting CC containers. Their low weight allow them to quickly and easily be laid by hand with no compacted substructure required, creating a slip-resistant, low noise environment for customers and employees alike.

Manufactured from post-consumer cable sheathing, the mats are 100% recycled and 100% recyclable.

- Transform unpaved surfaces into customer-friendly areas
- No compacted substructure is required
- Rubber-like material reduces running and rolling noise
- Slip-resistant surface
- Can be driven over by a car
- 100% recycled and 100% recyclable material



MULTIKETT WALKWAY TILE

| F/CODE | L x W x H | £ |
|---------|----------------|-------|
| HUB1001 | 120 x 80 x 2.2 | 27.00 |

Ramps



MULTIKETT WALKWAY RAMP TOP

| F/CODE | L x W x H | £ |
|---------|---------------|------|
| HUB1002 | 40 x 10 x 2.2 | 6.60 |



MULTIKETT WALKWAY RAMP BOTTOM

| F/CODE | L x W x H | £ |
|---------|---------------|------|
| HUB1003 | 40 x 10 x 2.2 | 6.60 |



Trolley Track

Danish Trolley Track

These trolley tracks made from recycled plastic are the optimal solution for Danish trolleys. They have a wheel guide and can be inter-linked.

- Easy to lay
- Ideal for stationary and mobile purposes
- Pedestrian area with anti-slipping protection (pimples)
- Stable, weather-resistant and long-lasting
- Sound dampening
- 100% recycled and 100% recyclable material



DANISH TROLLEY TRACK

| F/CODE | L x W x H CM | WHEEL HEIGHT CM | WEIGHT EACH KG | £ |
|----------|----------------|-----------------|----------------|-------|
| TROLDBTT | 120 x 53 x 2.9 | 2.9 | 18 | 24.01 |

Danish Trolley Ramps

To be inter-linked with the Danish trolley track

DANISH TROLLEY RAMP TOP

| F/CODE | L x W x H CM | £ |
|----------|-----------------|------|
| TROLDBRT | 54.5 x 11 x 2.5 | 9.02 |

DANISH TROLLEY RAMP BOTTOM

| F/CODE | L x W x H CM | £ |
|----------|-----------------|------|
| TROLDBRB | 54.5 x 11 x 2.5 | 9.02 |





Horti-Grow 4 Layer Growing System

The Horti-Grow DC is a vertical growing system based on a standard Danish trolley so is fully portable. Excellent for the cultivation of micro vegetables, baby leaves, lamb's lettuce and various fruit and vegetables.



Four growing shelves

The Horti-Grow DC is supplied as a complete package containing;

- Trolley with four growing shelves.
- 4 sets of pre-fixed LED lighting.
- 4 small water trays.
- Water tank, pump and all pipes and connectors.
- Full surround trolley jacket that can be removed in sections.
- Extra storage tray and lid on the top of the trolley.

| F/CODE | £ EACH |
|--------|---------|
| HGTORL | 1973.03 |



Water tank pump



Full surround trolley jacket

LED-Lighting

LED-Lighting experiments in a controlled environmental chamber show that plants grow better under conditions replicating a clear sunny day than when only exposed to blue and red light. Therefore the spectrum has been adjusted to imitate this. LED lights introduce the latest technology in lighting culture.

LED lights produce little warmth and need no extra cooling. This makes them very energy efficient. The output voltage is 48 volts.

The combination with the IP65 waterproof rating makes the LED lights 100% safe, even under the most difficult conditions.

Automatic Water System

The Horti-Grow is equipped with a fully automatic water system. The system is based on irrigation whereby the water trays automatically fill with water at the time set by you.

Various internal trials with sprouts, baby leaves, lamb's lettuce, arugula, strawberries and even tomatoes have proved very successful. The Horti-Grow also allows you to grow herbs entirely according to your wishes.

Trolley & Sack Trucks

Strong, well made trolleys for movement of containers and heavy items safely and securely around the nursery.

Easy to manoeuvre & lightweight.



GARDEN CENTRE TROLLEY SILVER

| F/CODE | BOARD SIZE L x W CM | £ EACH |
|--------|-----------------------|--------|
| TROL9 | 1473 x 711 | 95.00 |
| TYRE9 | Spare wheel for TROL9 | 8.00 |



**CONTAINER TROLLEY
UP TO 50CM DIAMETER POT**

| F/CODE | PLATFORM SIZE CM | £ EACH |
|--------|------------------|--------|
| TROL3 | 50 x 50 | 360.00 |



**CONTAINER TROLLEY
UP TO 75CM DIAMETER POT**

| F/CODE | PLATFORM SIZE CM | £ EACH |
|--------|------------------|--------|
| TROL4 | 75 x 75 | 550.00 |



**PLANT TROLLEY
UP TO 50CM DIAMETER POT**

| F/CODE | £ EACH |
|--------|--------|
| TROL7 | 350.00 |



**SACK TRUCK
UP TO 85CM DIAMETER POT**

| F/CODE | PLATFORM SIZE CM | £ EACH |
|--------|------------------|--------|
| TROL5 | 50 x 60 | 400.00 |



**SACK TRUCK
UP TO 95CM DIAMETER POT**

| F/CODE | PLATFORM SIZE CM | £ EACH |
|--------|------------------|--------|
| TROL6 | 60 x 70 | 420.00 |

Dramm Watering Tools

Designed to offer a soft, aerated flow for watering plants, this invention sparked a revolution in hand watering.

Colourful and strong watering tools made by Dramm USA. A full range of watering tools in various sizes, colours and lengths.

- Choose the rain wand length required or hanging basket lance
- Choose your shut off valve
- Don't forget to order your 3/4" male brass fitting
- And finally, your choice of water breaker



Rain Wands & Lances



COLORMARK RAIN WAND™

Comfortable foam grip handle. For use with all DRAMM nozzles and valves.

| F/CODE | LENGTH " | COLOUR | £ EACH |
|--------|----------|--------|--------|
| DRA16 | 16 | Blue | 8.96 |
| DRA24 | 24 | Green | 9.52 |
| DRA30 | 30 | Berry | 10.53 |



DRAMM LANCE FOR HANGING BASKETS

Recommended for use with 170 series Water Breaker nozzle.

| F/CODE | LENGTH " | COLOUR | £ EACH |
|---------|----------|--------|--------|
| DRA48HB | 48 | Black | 10.40 |



BRASS HOSE SWIVEL METRIC

Allows for easy movement between the hose and attachments under pressure.

| F/CODE | £ EACH |
|--------|--------|
| DRABS | 10.10 |



MALE BRASS QUICK FITTING

3/4" male to fit onto all Dramm valves.

| F/CODE | £ EACH |
|----------|--------|
| IR137019 | 3.22 |

Valves



300 BRASS SHUT-OFF VALVE

Raised handle to clear obstructions. Fitted with a standard BSP 3/4" female thread that takes a standard 3/4" male brass fitting (not included).

| F/CODE | £ EACH |
|---------|--------|
| DRAHFSO | 15.91 |



ONETOUCH™ HIGH FLOW VALVE

Offers fingertip control of your watering. Fitted with a standard BSP 3/4" female thread that takes a standard 3/4" male brass fitting (not included).

| F/CODE | £ EACH |
|---------|--------|
| DRAOTHF | 13.18 |

Nozzles



FOGG-IT NOZZLE FINE

For misting delicate seedlings and raising humidity around wilting plants. Three mist jets output one gallon of water per/min and create a conical spray.

| F/CODE | £ EACH |
|--------|--------|
| DRAF1 | 10.10 |



PLASTIC FAN NOZZLE

Medium flow in a rectangular pattern. Perfect for bedding and plug trays.

| F/CODE | £ EACH |
|--------|--------|
| DRAPFN | 4.51 |

Water Breaker Nozzles



400 ALUMINIUM WATER BREAKER® NOZZLE HEAVY DUTY

Fast, full flow for quick watering. Gentle shower will not damage and flatten plants or disturb soil.

| F/CODE | £ EACH |
|----------|--------|
| DRA400AL | 13.19 |



DRAMM 170PL PLASTIC WATER BREAKER® NOZZLE

For low or restricted water pressures. Narrow water pattern for containers and hanging baskets.

| F/CODE | £ EACH |
|----------|--------|
| DRA170PL | 4.54 |



750PL FINE LOW FLOW WATER BREAKER® NOZZLE-YELLOW

Soft flow watering pattern for tender plants. Over 7501 micro-fine holes, reduced flow rate. 3/4" hose threads.

| F/CODE | £ EACH |
|--------|--------|
| DRAYN | 10.98 |



SCREEN-AIRE WATER BREAKER® NOZZLE-BLUE

To water with a gentle, concentrated aerated flow of water. Use a Dramm In-Line Hose Filter to keep the nozzle from clogging. 3/4" hose threads.

| F/CODE | £ EACH |
|--------|--------|
| DRABSA | 8.60 |



THE RED HEAD 1000PL ULTRA-SOFT FLOW WATER BREAKER

Medium spray pattern, ideal for young plants and seedlings.

| F/CODE | £ EACH |
|--------|--------|
| DRARN | 10.70 |



THE GREEN 1000PL-N ULTRA SOFT FLOW WATER BREAKER

Narrow pattern ideal for plugs and focused watering where more control is required.

| F/CODE | £ EACH |
|--------|--------|
| DRAGN | 10.68 |



THE ORANGE 1000PL-W

Wider pattern than the standard Red head. Covers more area with a soft, gentle flow.

| F/CODE | £ EACH |
|--------|--------|
| DRAON | 10.95 |

Adaptors



METRIC FEMALE X US MALE ADAPTOR

To connect Metric to US thread.

| F/CODE | £ EACH |
|--------|--------|
| DRAADM | 0.92 |



METRIC MALE X US FEMALE ADAPTOR

To connect Metric to US thread.

| F/CODE | £ EACH |
|---------|--------|
| DRAADMU | 0.95 |

Filter



175 MICRON IN-LINE HOSE FILTER - METRIC THREADS

Use with any Dramm hose nozzle.

| F/CODE | £ EACH |
|--------|--------|
| DRAIF | 15.66 |

Irrigation

Euro Watering Can

Irrigation Accessories



EURO WATERING CAN FLOW MATERIAL 1 LITRE

| F/CODE | COLOUR | UNIT | £ |
|-----------|--------|------|-------|
| CTFLOWCM | Mint | x 24 | 13.80 |
| CTFLOWWCP | Pink | x 24 | 11.60 |
| CTFLOWCW | White | x 24 | 13.80 |

IRRIGATION



Hose Trolleys



- Easy to use reel with puncture-free wheels
- Braking system
- Designed for nurseries, large gardens and sports grounds
- Ergonomic handles with high density rubber foam
- Inlet and outlet 3/4" brass fittings
- A full range of hoses, fittings & lances available

HAEMMERLIN FOUR WHEELED HOSE TROLLEY HEAVY DUTY

| F/CODE | HOSE CAPACITY | £ EACH |
|----------|-----------------------|--------|
| HAEM1001 | 110m 3/4" - 150m 1/2" | 314.20 |

fitt nts master plus



Thanks to the unique and original FITT NTS double mesh, the FITT NTS MASTER PLUS hose features improved sturdiness and performance.

Hose Pipes

The FITT NTS MASTER PLUS hose also boasts a high degree of malleability, ensuring a constant flow of water without any folds or twists.

- Phthalate-free
- 6 layer structure conforms to the most rigorous safety standards
- Resistant to cuts and abrasion
- Resistant to UV rays
- Excellent degree of flexibility at low temperatures
- No folds and twists

HIGH PERFORMANCE
Use of special plasticisers that enhance to product's malleability and ease of use



Designed in Italy
Made in Europe

FITT guarantees the product for 30 years



RESISTANT TO CUTS & ABRASION HIGHLY SLIPPERY

RESISTANT TO UV RAYS
Thanks to the stabilised layers

FITT NTS MASTER PLUS HOSE 1/2" PIPE 50 BAR PRESSURE BURST

| F/CODE | SIZE | LENGTH M | £ EACH |
|-------------|------|----------|--------|
| FITTMP1230 | 1/2" | 30 | 32.80 |
| FITTMP1250 | 1/2" | 50 | 66.18 |
| FITTMP12100 | 1/2" | 100 | 127.58 |

FITT NTS MASTER PLUS HOSE 3/4" PIPE 33 BAR PRESSURE BURST

| F/CODE | SIZE | LENGTH M | £ EACH |
|-------------|------|----------|--------|
| FITTMP1925 | 3/4" | 25 | 58.20 |
| FITTMP1950 | 3/4" | 50 | 128.11 |
| FITTMP19100 | 3/4" | 100 | 253.13 |

FITT NTS MASTER PLUS HOSE 1" PIPE 27 BAR PRESSURE BURST

| F/CODE | SIZE | LENGTH M | £ EACH |
|-------------|------|----------|--------|
| FITTMP2525 | 1" | 25 | 64.95 |
| FITTMP2550 | 1" | 50 | 177.64 |
| FITTMP25100 | 1" | 100 | 301.78 |

A 6 layer hose featuring a bright orange outer covering with two white stripes, SKY TECH film with a special anti-UV formula that prevents ageing of the hose and adds a special satin finish, NTS textile reinforcement, a white intermediate supporting layer, a black anti-algae layer and white protective interior.

FITT NTS WORK HOSE ORANGE 33 BAR

| F/CODE | SIZE | £ EACH |
|------------|------------|--------|
| FITTW03450 | 3/4" x 50m | 111.80 |





Supercover Groundcover

A cost effective woven polypropylene material that combines excellent weed suppression with optimum water permeability.

SUPERCOVER BLACK WITH GREEN GRID LINES

| F/CODE | SIZE M | £ |
|------------|------------|--------|
| SUPAF1G50 | 1 x 50 | 24.49 |
| SUPAF1G | 1 x 100 | 44.00 |
| SUPAF15G50 | 1.5 x 50 | 36.00 |
| SUPAF15G | 1.5 x 100 | 66.00 |
| SUPAF2G50 | 2 x 50 | 44.00 |
| SUPAF2G | 2 x 100 | 88.00 |
| SUPAF3G | 3.25 x 50 | 71.50 |
| SUP3100G | 3.25 x 100 | 143.00 |
| SUPAF5G | 4.2 x 50 | 92.40 |
| SUP4100G | 4.2 x 100 | 184.80 |
| SUPAF6G | 5.2 x 50 | 114.40 |



Material: Woven polypropylene

Markers: Green every 20cm

Weight: 105 g/m²

UV: 5 years

Mulch Materials

MULCH MATERIAL WEEDBLOCK FABRIC

A competitive weed control fabric, the black material is 60 g/m² spunbound non-woven.

| F/CODE | SIZE M | £ |
|---------|-----------|--------|
| MULCH1 | 1 x 100 | 36.00 |
| MULCH15 | 1.5 x 100 | 54.00 |
| MULCH2 | 2 x 100 | 72.00 |
| MULCH3 | 3 x 100 | 108.00 |




Shading & Windbreak Materials

MONOFILAMENT WINDBREAK & SHADE NETTING

Monofilament windbreak system is tough and extremely durable. Monofilament reduces windspeed by up to 50% - finished in green.

| F/CODE | DENSITY | SIZE M | £ |
|--------|---------|----------|--------|
| NETFA | 50% | 1 x 50 | 46.00 |
| NETFB | 50% | 1.5 x 50 | 69.00 |
| NETFD | 50% | 2 x 50 | 92.00 |
| NETFE | 50% | 3 x 50 | 138.00 |



Fleece Crop Cover

FLEECE CROP COVER 18G SPUNBOUND FLEECE

Fleece creates an excellent microclimate promoting growth of crops to increase yields. Provides protection from frost, keeping the crop temperature above the critical level.

| F/CODE | SIZE M | £ |
|---------|-----------|--------|
| FLEEC15 | 1.5 x 250 | 40.00 |
| FLEEC2 | 2 x 250 | 52.00 |
| FLEEC32 | 3.2 x 250 | 92.12 |
| FLEEC4 | 4 x 250 | 120.00 |
| FLEEC6 | 6 x 250 | 150.00 |
| FLEEC85 | 8.5 x 250 | 196.00 |




Perforated Bench Cover

PERFORATED POLYTHENE BLACK

A black perforated plastic film that when placed over capillary matting offers many advantage.

- Reduction in algae growth
- Reduced evaporation
- Increased matting life
- Improved hygiene

| F/CODE | SIZE M | £ |
|---------|-----------|--------|
| OERBF12 | 1.2 x 250 | 95.81 |
| OERBF15 | 1.5 x 250 | 107.91 |
| OERBF21 | 2.1 x 250 | 127.12 |



Capillary Matting

FARGRO CAPILLARY MATTING

Great value capillary matting. Polythene backed with a capacity of 2 lt/m². Recommended to use with perforated bench polythene.

| F/CODE | SIZE M | £ |
|--------|-----------|--------|
| CAPIR | 1 x 40 | 86.00 |
| CAPIQ | 1.24 x 40 | 96.00 |
| CAPIU | 1.54 x 40 | 120.00 |
| CAPIS | 1.85 x 40 | 132.00 |
| CAPIT | 2.1 x 40 | 168.00 |





*Visit our
showroom*

Make a private appointment to visit our showroom and experience our products first-hand.

Contact your Area Sales Manager to arrange a visit.

Open to visitors from
9am – 5pm, Monday to Friday.





fargro[®]

HEAD OFFICE **01903 726 100** ESSEX **01206 735 467**

EMAIL **ASK@FARGRO.CO.UK**

VINERY FIELDS, ARUNDEL ROAD, POLING,
ARUNDEL, WEST SUSSEX, BN18 9PY

www.fargro.co.uk

