

# *The Daffodil Journal*



*The American Daffodil Society, Inc.*  
*Volume 49 Issue 3* *March 2013*

# THE DAFFODIL JOURNAL

ISSN 0011-5290

Quarterly Publication of the American Daffodil Society, Inc.

Volume 49

March 2013

No. 3

## OFFICERS OF THE SOCIETY

**Becky Fox Matthews—President:** 1006 Waller Rd., Brentwood, TN 37027, 615-838-1359 (cell), 615-776-2913 (home), [bfoxmatt@united.net](mailto:bfoxmatt@united.net)

**Harold Koopowitz—First Vice President:** 14081 Brenan Way, Santa Ana, CA 92705, 714-838-4826, [paph2@earthlink.net](mailto:paph2@earthlink.net)

**Michael Berrigan—Second Vice President:** 2149 Hallmark Ave.N, Oakdale, MN 55128-4523, 651-779-6372, [mrberrigan@mmm.com](mailto:mrberrigan@mmm.com)

**Sally Nash—Secretary:** 247 Polpis Rd., Nantucket, MA 02554, 508-228-4912, [Sally@Polpis.com](mailto:Sally@Polpis.com)

**Rod Armstrong—Treasurer:** 7520 England Dr., Plano, TX 75025, 972-517-2218, Fax: 972-517-9108, [rla1944@verizon.net](mailto:rla1944@verizon.net)

**Mary Semrad—Assistant Treasurer:** 1211 O Street NW, Washington, DC 20005, 202-483-2126, [msemrad@aol.com](mailto:msemrad@aol.com)

**Kathy Welsh—Immediate Past President:** 10803 Windcloud Ct., Oakton, VA 22124, 703-242-9783 (home); 703-224-4076 (cell); [kathywelsh01@aol.com](mailto:kathywelsh01@aol.com)

**Jaydee Ager—Executive Director:** P.O. Box 522, Hawkinsville, GA 31036, 478-783-2153, [jaydeeaeger@gmail.com](mailto:jaydeeaeger@gmail.com), Shipping address: 969 Unadilla Hwy., Hawkinsville, GA 31036

All communication regarding memberships, change of address, receipt of publications, supplies, ADS records, and other business matters should be addressed to the Executive Director.

*The Daffodil Journal* (ISSN 0011-5290) is published quarterly (MAR, JUN, SEP and DEC) by the American Daffodil Society, Inc. Periodicals postage paid at P.O. Box 522, Hawkinsville, GA 31036 and additional offices. POSTMASTER: Send address changes to *The Daffodil Journal*, P.O. Box 522, Hawkinsville, GA 31036

Membership in the American Daffodil Society includes a subscription to *The Daffodil Journal*.

© 2013 American Daffodil Society, Inc.

**Loyce McKenzie**, Editor, *The Daffodil Journal*, 249 Ingleside Drive, Madison, MS 39110; 601-856-5462, Cell 601-497-0550; [Lmckdaffodils@aol.com](mailto:Lmckdaffodils@aol.com)

**Keith Isbell**, Publications Chairman, 333 Kings Ridge Circle, Brandon, MS 39047

**Deadline for the next issue: April 10, 2013**

**To join ADS or renew dues, make checks payable to ADS and mail to:  
P.O. Box 522, Hawkinsville, GA 31036-0522.**

**You can also join, renew and order publications and supplies  
at our ADS webstore: [www.daffodilusastore.org](http://www.daffodilusastore.org)**

**For a list of ADS publications and merchandise, see inside back cover.**

**Dues Increase effective JUL 1, 2013**

**DUES YEAR IS JULY 1 – JUNE 30**

<b>MEMBERSHIP DUES</b>	<b>American Daffodil Society</b>
Individual .....	per year, \$20.00; three years, \$50.00
Household/Family .....	per year, \$25.00; three years, \$60.00; one copy of the <i>Journal</i> .
Youth, through 20 years of age at time of application.....	per year, \$5.00
Individual Life Membership .....	\$500.00

ADS Website - [www.daffodilusa.org](http://www.daffodilusa.org) Database - [www.daffseek.org](http://www.daffseek.org)

# *The Daffodil Journal*

March 2013

Volume 49

Issue 3

## ***The Future of Daffodil Breeding: Nashville Symposium***

- Fertile Intersectional Hybrids..... Lawrence Trevanion – 164  
My Journey Breeding Tazettas ..... Wilf Hall – 171  
Developing Green Daffodils..... Harold Koopowitz – 178  
Impossible Dreams ..... Steven Vinisky – 186

## Sustainable Earth Friendly Gardening with Daffodils

- ..... Brent and Becky Heath – 188  
Does Beauty Count? In the Garden? In the Show?..... Sally Nash – 196  
*Conversation with the President* ..... Becky Fox Matthews – 199  
ADS National Convention: Columbus, Ohio..... 200  
*From the Executive Director's Computer* ..... Jaydee Ager – 203  
*Bulletin Board* ..... 204  
Ohio Leads ADS With New Members..... 206  
Daffodils in the George Bragdon Memorial Garden  
..... Laura Anne Brooks – 208  
Mostra del Narciso Celebrates 25<sup>th</sup> Anniversary  
..... Mary Lou Gripshover – 210  
Sunburn Protection—Not Just for Red Cups..... Janet Hickman – 216  
The Classics Section's Prime Inaugural Year ..... 219  
The ADS Show Season for 2013 ..... Chriss Rainey – 224  
Complete U.S. Registrations 2011–2012 ..... Mary Lou Gripshover – 230  
Actions of the Board of Directors, Fall 2012..... 232  
Judges' Forum ..... Carolyn Hawkins, Julie Minch – 234  
*From the Editor's Worktable* ..... Loyce McKenzie – 236

**Front Cover:** Denise and Neil McQuarrie's

“Field of Dreams” (story on page 212)

***Brent Heath photograph***

**Back Cover:** ‘Fencourt Jewel’ in Abundance (story on page 223)

## *Fertile Intersectional Hybrids*

**Lawrence Trevanion**  
Canberra, Australia

Producing fertile intersectional hybrids may be the key to the future of the higher division daffodils.

Wild daffodils typically have 2 sets of chromosomes and modern division 1–3 hybrids typically have 4 sets. Each of a seedling's two parents typically contributes half its chromosome sets such that the seedling finishes up with the same number of chromosomes as its parent. Standard practice is to use a capital letter to stand for a set of chromosomes and to use different letters for different sections. Sections are intended to group closely related daffodils together and when plants from different sections are crossed with each other the hybrid is typically a mule. In daffodils the definition of sections is incomplete so without apology the following letters will be used to indicate the section that a set of chromosomes comes from: 'T' for colored tazettas, 'W' for paperwhite tazettas, 'R' for triandrus, 'B' for bulbocodium, 'J' for jonquilla, 'A' for the apodanthi, 'U' for the juncifolia and 'N' for the narcissus/pseudonarcissus group. [All photographs are by the author.]

In the 1987–88 RHS Yearbook Brandham and Stocks address the problem of breeding fertile hybrids between the J and N sections. The commonly available hybrids are JNN and are sterile because the normal process of dividing the sets of chromosomes into two cannot operate. However they sometimes produce gametes (ova or pollen) that have a set of N chromosomes and very occasionally sets of JNN chromosomes. Brandham and Stocks recommend putting the pollen of such plants onto jonquilla (JJ) in the hope of obtaining rare seedlings with J + JNN sets of chromosomes. Such a seedling should be a fully fertile JJNN hybrid (because it can contribute half its sets of chromosomes, JN, to its seedlings).

This analysis hints at a strategy for division 1–3 (6, 9) miniature breeding. Examination of the pollen of the few runts that arise from main division breeding suggests that these plants are tetraploid i.e. tetraploid miniatures may be the future of miniature breeding (12/14E). But the production of N gametes by sterile triploids suggests that the desirable genetics of main division tetraploids can be transferred to miniature

diploids via sterile intersectional triploids. ‘El Camino’ may be an example of this process.



***Almost a miniature tetraploid, 02/279 x 02/25 [‘Ruddynosey x (‘Creag Dubh’ x ‘Flashing Light’) x (‘Gold Convention’ x ‘Impeccable’)***

The strategy recommended by Brandham and Stocks does not appear to have produced any fertile jonquil hybrids. Experience with crossing intersectional tetraploids suggests that the assumption that JNN pollen will be accepted by a JJ jonquilla may not be correct.

One would expect that crossing intersectional tetraploids would be a reliable way of producing fertile hybrids eg. NNNN x JJJJ → JJNN. Attempts were made to make tetraploids artificially in the various sections. A great variety of NNNN x JJJJ crosses were made but they produced just one slow to develop, single headed hybrid. The cross was slightly more successful in reverse. Nothing was produced from NNNN x RRRR (tetraploid triandrus) and similarly NNNN x WWWW (tetraploid paperwhite). This result is in stark contrast to the common and very successful NNNN x JJ and NNNN x RR crosses. It seems that the rare success I have had with *N. viridiflorus* (JJJJ?)—just 2 hybrids from many crosses, may be part of a more general pattern—success with a diploid does not imply equal success with a tetraploid. Fertile jonquil hybrids (JJNN), on the other hand, readily accept tetraploid jonquil pollen and

surprisingly a few of these hybrids have some fertility. These hybrids easily have more than 3 florets to a stem and may set the standard for this division in the future (12/29MJ).



***(‘Hillstar’ x ‘Gertrude Nethercote’) x 01/4J (tetraploid jonquilla)***

In the tazetta section (T) there are a number of commonly available triploids (TTT) that may be used to produce tetraploids. The few hybrids I have obtained from them have been diploids (TT). One such hybrid from ‘Odoratus’ is very small with narrow foliage which suggests that ‘Odoratus’ might be the preferred parent for miniature tazettas. The account above suggests that even if a tetraploid tazetta was produced it might not be a very willing parent of intersectional hybrids.

Theo Sanders’ February 2012 article “Pollen Volume and Chromosome Content of Daffodils; Possibilities for Hybridizing” (internet) proposes that intersectional hybrids produce gametes other than those suggested by Brandham and Stocks and this view appears to be correct. Experience and evidence from Daffseek suggest that NNJ hybrids can produce NJ gametes and NNR hybrids can produce NR gametes (see ‘Silver Bells’ and progeny). This suggests that fertile hybrids can be obtained by crossing sterile hybrids with existing fertile hybrids (or even each other) eg NNJJ x NNJ → NNJJ. The problem of reliably producing fertile hybrids in

divisions 5 and 7 is possibly solved. It is notable that the ‘Hillstar’ type hybrids and *N. viridiflorus* hybrids are compatible. (10/3MJ) A perfectly fertile hybrid (12/3MJ) that includes these and *N. fernandesii* suggests that *N. jonquilla*, *N. viridiflorus* and *N. fernandesii* truly belong in the same section.



**03/1MJ** (*‘Limequilla’* x  
*‘Emerald Sea’*) x  
**01/1MJ** (*‘Westholme’* x  
*N. viridiflorus*)

**(‘Hillstar’** x  
**‘Emerald Sea’**) x  
**[(‘Limequilla’** x  
**‘Emerald Sea’**) x  
***N. fernandesii*]**



Division 8 remains difficult. 99/2WT (WWTT) is extremely fertile but thus far its hybrids with main division flowers (i.e. NNWT) have been highly sterile. There are hints, however, that persisting with these types of hybrids is worthwhile—12/16TX has produced a seed. Crossing with tazettas 99/2WT has produced some fine Grand Monarque type hybrids that have some fertility. (07/3WT, 07/4WT)

*99/2WT x  
‘Nordic Rim’;  
99/2WT x  
‘Autumn Colors’  
(98/22T)*



*Diploid miniature  
06/14D x 06/78  
[(‘Gayi’ x cyclamineus)  
(‘Swagger’) x  
cyclamineus] x  
(cyclamineus x  
‘Gypsy Queen’)*



Division 10 remains difficult but the hybrid 02/1MB Alfriston x bulbocodium 10Y-Y (presumably NNB) has proven to be seed fertile and has produced some astoundingly vigorous hybrids and also a fully fertile seedling 10/4MB (NNBB)—presumably through selfing. Unfortunately the yellow from the bulbocodium seems quite dominant.

If 02/1MB is NNB then it is interesting that all its hybrids have retained bulbocodium characteristics i.e. there appears to be no instance yet where N gametes have been produced and accepted. One wonders if exchange of genetic material between sections is occurring. Similarly strange is an unusual pollen fertile triandrus hybrid 04/1RM (NNRR?) that crosses with 02/1MB and the jonquil hybrids (JJNN) to produce plants with some fertility. Some of the best division 5's have jonquil heritage and 04/1RM x tetraploid jonquilla (09/21JR) may be the best of these. Some of these too may have some fertility. The fertility of some of the *N. viridiflorus* and *N. dubius* hybrids is similarly peculiar.

It seems safe to conclude that we should not be too rigid in our approach to daffodil genetics. 🌸

*02/1MB selfed?*





*01/5J (tetraploid  
jonquilla) x 04/1RM  
(main division/  
triandrus hybrid*



*99/2WT x Autumn  
Colors (98/22T)*



*Harold Koopowitz and Lawrence  
Trevanion at the 2012 Nashville  
Symposium  
[Tom Stettner photograph]*

# *My Journey Breeding Tazettas*

**Wilf Hall**

Levin, New Zealand

I first became interested in raising new tazettas when in the early 1970s I came across a tazetta stem with a number of seed pods on it. The Tazetta was 'Bathurst' (8Y-O), I collected other old tazettas and collected seed and even did some crossing. They all flowered during the winter months (June to August in N.Z.) so no one saw them. I rarely got any to flower for even the early shows.

## *Tazetta Infertility and Early Attempts at Breeding Spring-Flowering Tazettas*

I was looking for new parents, in order to breed spring flowering tazettas. There appeared to be very little available and very few daffodil enthusiasts were attempting crosses. At the time I did not understand the reasons behind this situation. The basic problem with hybridising tazettas is with the chromosomes. There are two species groups, one with a diploid number of 20 chromosomes and the other with 22. Hybridising within these two groups, and with other daffodil sections, has left the tazettas with the greatest level of genetic diversity, but resultant infertility. Chromosome numbers range from 17 to 46. On the other hand the vast majority of the other modern daffodils are tetraploid with 28 chromosomes in matching sets and therefore highly fertile. ❁

**“This seedling came from the cross of ‘Matador’ with the unknown 8 W-Y tazetta” which I now believe to be ‘White Pearl’. It is unique because of the orange at the base of the throat, but is usually too early to get to the shows.”**



I did use 'Matador' and while some like 'Panchali' (from *N. jonquilla* pollen) made it to the show bench, those bred from winter tazetta pollen flowered too early, and those bred from Div. 2/3 pollen had a predominance of non-tazetta characteristics. Multi-headedness was lost. There was another problem as well. 'Matador' originated from a tazetta ancestor with 20 chromosomes (diploid number), but when crossed with a tazetta with a diploid number of 22, ('Paper White' or 'White Pearl' group), similar infertility was inevitable.

**"One of the best 8 W-Ws I have bred, GMX-258 came from 'Grand Monarque' x 'Merridee.' Will be named when it is more widely distributed."**



**"Not a tall grower, this would make a lovely intermediate if Div. 8s were allowed. 'Grand Monarque' x ?, probably a poet. Opens with a green eye."**

### ***'Grand Monarque' and 'Avalanche'***

In the late 1980's John Hunter suggested that I try hybridising 'Grand Monarque'. It never set seed open pollinated, but John assured me that he had produced such seed. A couple of months after returning home from my first trip to England in 1988 I received an unexpected package of bulbs from Dan du Plessis. Included were three bulbs of 'Avalanche'. The stock

slowly increased with bulbs from Max Hamilton and Michael Brown.

In 1995 my first ‘Grand Monarque’ seedling (GMX-1) flowered. It had 4 all-white florets of reasonable form and proved that raising such ‘poetaz’ was possible. Having quite a stock of ‘Grand Monarque’ by that time, I set about to pollenate as many florets as I could each season. ‘Avalanche’ was brought into the programme as well, but sheer bulb numbers meant that GM was the main target of my attentions. I adopted a policy of potting 5–6 bulbs in 10 litre buckets, which were brought into a small covered area to protect them from wind and rain. Hybridising was undertaken in the sheltered area, but on more favourable warm days plants grown outdoors were hybridised.

### *The Watershed Year and the Move to Levin*

1998 was a watershed year. At our North Island National that year, I staged an entry in an open seedling class, 6 raised by exhibitor. As expected (I was competing against flowers from Divisions 1–4,) my 6 tazetta seedlings did not win a prize card, but did win praise from a number of exhibitors, as well as visitor Wim Lemmers. On my return home after that show, the first stem of what was to become ‘Fencourt Jewel’ was waiting for my approval, which I can tell you, was given a great whoopee!

Into the 21<sup>st</sup> century and having shifted to Levin with its slightly more balmy climate and having a lot more land to use, the number of crosses done each year increased and consequently so too did the number of developing bulbs. However after a peak in 2002, I started to realise that while I was building up a large stock of promising seedlings, problems were emerging.

### *‘Avalanche’ and ‘Grand Monarque’—Plusses and Minuses*

‘Avalanche’ proved to be a good parent in some respects, but it had its faults. It produced seedlings with broad perianths with heavy substance, but some looked ugly as the petals were broader than their length. I decided that pollen parents with broad rounded petals were better used on ‘Grand Monarque’, while those with more pointed perianths were better used on ‘Avalanche’. The other major problem with ‘Avalanche’ was that many of the seedlings were flowering far too early to be of use for exhibition. I had also made the mistake of using early flowering pollen parents.

**“‘Avalex’, seedling AVX-21, I consider the best tazetta (as opposed to poetaz, that I have ever raised. Like its parent ‘Avalanche’, it is moderately fertile.”**



‘Grand Monarque’ left seedlings with a greater range of perianth forms and they tended to flower slightly later. Despite using pollen parents with deep orange or red coronas, the majority of the progeny from both the seed parents I was using had deep lemon yellow coronas. Using two closely related seed parents with white perianths meant that my show collections were dominated by white perianths, often combined with a predominance of yellow coronas, while those of other exhibitors were more balanced colourwise.

The vast majority of my seedling selections from ‘Grand Monarque’ and ‘Avalanche’ came from crosses where the two parents were used as seed parents. The work of Peter Brandham suggested I should work the other way. Sadly this method did not work for me. A very small number demonstrated tazetta characteristics. 1XAV is the only one I have retained.



**“AVX-155 has 9 florets, which is excellent for a poetaz. The breeding is ‘Avalanche’ x ‘Pismo Beach’.”**

### *Solving Early Flowering and the Lack of Yellow Perianths*

I did not want to abandon ‘Avalanche’, so I turned to the type of flower that the English and Dutch hybridisers of the early twentieth century used—poeticus. There was another thing that I had noticed. Poeticus pollen seemed to produce tidier seedlings with more well displayed florets, than Div. 2/3 pollen. Using late flowering poets to induce later flowering poetaz seedlings meant that frozen pollen usually had to suffice, especially on ‘Avalanche’.

The glut of white perianths is one problem that has caused me much angst. My original attempt at overcoming this was to use the pollen of highly coloured Div.2 and 3 Y/R flowers. Initially I relied heavily on ‘Jetsetter’, a Brogden flower and ‘Wayby’ (Miller) both with very good Y/R colour, but alas both early season. These have given flowers with pale yellow perianths with yellow or orange coronas, but with the exception of one 2012 maiden flower, the perianth colour is not strong. In the 2012 season I used some of my deep coloured later flowering Intermediate seedlings as pollen parents.

The problem of having no spring flowering tazettas with clear yellow perianths remains. A possible solution appeared during the 2007 spring. From a group of seedlings raised by Andrew Jenkins from a tazetta closely resembling ‘White Pearl’, I noticed in the 2007 season, that one seedling had pale yellow florets. It was given the seedling number 07T13. Subsequently several other all yellow related seedlings appeared. All could be traced back to the ‘White Pearl’ look-alike. It is obvious that

**“Seedling 07T13 was raised from open-pollinated seed from the pollen parent of MX-106, believed to be ‘White Pearl’. I hope it will be a breakthrough in yellow coloring and later flowering.”**





“These are sister seedlings from ‘Avalanche’ x ‘Jetsetter’ 2 Y-R. AVX-215, left, and AVX-214, show the best yellow-red color in my hybridising programme.”

the 8W-Y cultivar carries a recessive gene for yellow colouring. These seedlings seem to offer the best possibility of breeding a line of yellow perianth true tazettas that could join ‘Avalanche’ and ‘Grand Monarque’ in the stable of parents.

One other line of breeding I have pursued has been to raise 8W-O seedlings particularly from ‘Avalanche’. I have had success, using mainly my own winter flowering W-O tazetta seedlings, but the most highly coloured selections have smaller florets than their seed parent, they flower early in the season and have proved stubbornly unwilling to set seed.

### *The Weather as a Limiting Factor*

The biggest limiting factor in the 2010 and 2011 seasons was the weather. September is a very busy month. When the weather is unhelpful at the very time you are finally free to do some hybridising, it can be terribly frustrating. Warm sunny days are critical for success with tazettas. In 2010 I got only a small amount of seed from ‘Avalanche’ and none from ‘Grand Monarque’. 2011 was even worse, nothing from either, with a small amount of seed from my own seedlings which had been potted. Thankfully the 2012 season weather was better. Seed has been collected from open ground ‘Avalanche’, while late potted bulbs of ‘Avalanche’, ‘Grand Monarque’ and ‘Hopscotch’ (2012 registration), have promising pods developing.



## *Challenges for the Future*

Tetraploids are considered to have the most advantageous level of ploidy. At the moment no true tazettas have reached this level, which would mean cultivars with either 40 or 44 chromosomes to deliver high fertility. This is the challenge for hybridisers in this field. There are possibilities but some, such as embryo rescue would be out of reach for an amateur hybridiser like myself. It is an expensive process as it needs to be undertaken in a laboratory. Another possibility is to use chemicals such as oryzalin to convert developing meristems in twin scale propagations so that the chromosome numbers are doubled.

Problems have been overcome in the past and as knowledge of techniques to increase fertility and to surmount the barriers to the development of the tazettas become available, I am hopeful that one day we or our descendents will see a whole new range of tazetta daffodils. ❀

[All photographs and quotations under the pictures are by the author.]

***For more information on the genetic diversity and levels of fertility in tazettas, refer to Brandham, Peter “The Chromosomes of Division 8, the Odd One Out” R.H.S. Daffodil and Tulip Yearbook 2001–2002 pp 34–38.***



**Phyllis Hess and Wilf Hall at The Nashville Symposium**  
*[Tom Stettner photograph]*



**“AVX-182 was raised from ‘Avalanche’ x ‘Fairy Charm,’ a 2 W-WWP Spud Brogden flower”.**

## *Developing Green Daffodils*

**Harold Koopowitz**  
Santa Ana, California

Daffodil enthusiasts have always been intrigued with the green eyes of some Division 3 and 9 flowers. So when daffodil growers began using Tom Throckmorton's color code for describing daffodils they were not hesitant to use the letter 'G' to describe the color green. At that time green was limited to the eyes of a few varieties. Some dreamers hoped that the green could be extended to other parts of the flower and pointed to the one all green Narcissus species *N. viridiflorus* where this occurred. This species seems to have been recognized from the earliest times of recorded botanical literature and was featured prominently in many of the old herbals where it was lamented that the plant was difficult to maintain in cultivation and even harder to flower. Furthermore the green daffodil could not be used for breeding because it flowered in the autumn and the earliest large standard garden daffodils came into bloom several months later, in the late winter or early spring. It was not until the idea of freezing pollen became acceptable that the initial crosses were made between autumn and spring daffodils.

Among the first to use *N. viridiflorus* were Manuel Lima in California and John Hunter in New Zealand. Both men's efforts became the springboard that propelled other hybridizers' efforts

**Third generation green from  
open-pollinated seed from  
Manuel Lima  
[Koopowitz photo]**



Manuel made many different crosses putting *N. viridiflorus* on nearly any daffodil he grew that had a stigma. He placed pollen on stigmas that other people probably would have rejected as unlikely parents such as ‘Avalanche’, ‘Jetfire’ and ‘El Camino’. Some of the offspring were surprisingly good and a few have been registered like ‘Lima’s Verdant Jet’ and ‘Lima’s Green Goddess’. More importantly, bulbs from Lima’s efforts found their way to other gardens and became the base from which breeders such as Leenan and Sons, Bob Spotts and I were able to work. Daffodil breeding has always succeeded as each generation climbs onto the shoulders of those that have preceded it.

John Hunter’s contribution started with a single cultivar, ‘Emerald Sea’. He was interested in making his own line of fertile jonquilla hybrids. He had reasoned that because *N. viridiflorus* was classified as a jonquil and that species was tetraploid, that it might make fertile offspring when paired with another tetraploid. He made ‘Emerald Sea’ by storing the species’ pollen and putting it onto a Division 3 flower, ‘Sea Dream’. ‘Sea Dream’ also had a green eye and this was deemed essential for spreading



(Koopowitz seedlings using ‘Emerald Sea.’ He calls the one on the left, ‘Emerald Sea’ x ‘Brooke Ager,’ “perhaps my best green seedling.”)



green color into the flowers. 'Emerald Sea' is as highly fertile as John had expected and has been used for additional breeding both by Hunter and others such as myself. John registered a number of children from this but few of them have much green color. One of the better greens is 'Emerald Monarch', from 'Emerald Sea' by 'Grand Monarch'. This nice tazetta has a slight green flush to the white petals and a solid green cup. Other offspring do not always have green coloring but 'Emerald Sea' was remarkable in that it allowed one to produce autumn flowering daffodils, even if they were not always green.

Bob Spotts has been more successful than others in transferring the green color into spring blooming daffodils that have standard shape and size. The most famous of these is 'Mesa Verde'. It is registered as a Division 12 G-GGY because the flower stems can carry as many as three florets, but when there is only one to the stem it looks like a Division 3 flower. Unfortunately this cultivar appears to be sterile and does not breed on. Bob has a number of other flowers in the pipe-line but none that have as much green in the perianth. Green coronas appear to be easier to obtain. Another cultivar, 'Mesquite', is registered as 2Y-Y but often has a distinct green flush in the perianth and cup. It is bred from 'Misquote' by ('Evenlode' x *N. viridiflorus*). The perianth, here, is wider and there are only single flowers often 100 mm in diameter. 'Mesquite' does have some fertility but its offspring are yet to bloom.

**'Mesquite' is registered as a 2 Y-Y but has a strong green flush in both perianth and corona.**  
*[Bob Spotts photograph]*



There is a fine intermediate, 2Y-G, with an excellent rounded and flat perianth; it has been described as a stunning little flower. The remarkable feature is the neat corona that is a dark olive green. It was bred from two of Bob's seedlings, one of which had *N. viridiflorus* in the background. John Reed was very impressed by this flower. Unfortunately the stock is still small and it has not yet been registered. Bob also has lots of other greens still in the pipeline. In March of 2011, Bob entered and won a Quinn at the Livermore show. What was remarkable about this unique entry was that all the flowers were intermediate in size. And they were all seedlings and many of them had *N. viridiflorus* ancestry and displayed green coloring.

While Spotts has been concentrating on making large standard flowers with green coloring, I have paid attention to the upper divisions. The seedlings from open pollinated seed from Lima generally have made nice small green flowers, several to the stem but with wider and flatter green perianths than his primary hybrids. A number of different crosses are in the works. So far the most exciting are those crossed with other species such as *N. jonquilla* and *N. lusitanicus*. One of the great surprises was a Division 5 hybrid from 'Lima's Green Success' by *N. lusitanicus*; it carries two shapely flowers to the stem. They open all green but the corona eventually changes to a rich orange-red, while retaining the green perianth. A sibling of this cross is an unexpected green double with several flowers to the stem. There is a poet in the background of 'Lima's Green Success' and one wonders if that is where the doubling comes from, as well. These include Bill Welch, and Lawrence Trevanion.



**This seedling is the third generation from *N. viridiflorus*. What green remains is in the cup “plus a slight haunting in the perianth.”**

*[Bob Spotts photograph]*

Other daffodil breeders are using *N. viridiflorus* such as Theo Sanders. Now that we know how to make this species flower in colder climates it should not be too long before additional hybridizers join the ranks.

*Narcissus viridiflorus* imparts a number of dominant characteristics to its offspring, not all of which are desirable. These include:

- **Flowers in mid-autumn to early winter**

Because they and their offspring are often too early for any of the spring daffodil shows people have shown relatively little interest in them. But breeders like Bob Spotts have shown that it is possible to breed a shift in the flowering times to the spring but it takes a number of generations to succeed.

- **Narrow pointed tepals**

The narrow starry shaped perianth is dominant through many generations and the flowers do not follow the usual goals of rounded perianths with overlapping petals. A recent survey of accredited daffodil judges, however, indicated that many are quite comfortable judging starry non overlapping perianths provided they have good symmetry. There is a tendency in their backgrounds to call these flowers “spiders”, but not all spiders have *N. viridiflorus*.

- **Small size**

*Narcissus viridiflorus* has quite small flowers, so it is not surprising that the small size dominates the flowers through the generations. Eventually the goal, however, will be to get large flowers with green coloring. But as the flowers get larger the depth of green coloring appears to diminish. Many of the larger flowers only have a green flush and that bleaches out rapidly. I have used the small size in my miniature breeding program.

- **Very long necks**

Perhaps the most egregious fault from *N. viridiflorus* is the very long and thin neck that bears the flowers. It can be several inches long. From a judging point of view this is less of a problem with the multifloral hybrids, but standard sized hybrids can have necks so long that they are distracting. Even in the multiflowered heads, the necks can cause the florets to splay out and look ungainly. These necks are particularly problematic in hybrids bred from ‘Emerald Sea’ and this trait continuously reappears through the generations.

- **Flower longevity**

Flower longevity has not received much attention from the flower breeders. Hybrids made with *N. viridiflorus* have remarkably heavy substance and the flower life of these hybrids can often be measured in weeks rather than days. Steve Vinisky has pointed out how important this might be for the flowering pot plant market and this is one of the most valuable “gifts” that *N. viridiflorus* has to offer.

- **Greenish coloration**

There are two forms of coloration here, white based and yellow based greens. The species itself has flowers that are a deep sage green, often with a grayish or bluish cast. Hybrids from ‘Emerald Sea’ and its offspring often produce deep green coronas but the perianth is nearly always white. Lima’s seedling can give a green cast to the perianth but there is a tendency for the green to fade out. In a few flowers such as ‘Mesa Verde’ the entire flower except for the coronal rim is a strong green. In ‘Mesquite’ the perianth is bright yellow overlaid with a soft green blush. It is easier to get strong green in the corona than to retain it in the perianth.

- **Reflexed tepals**

In the wild, *N. viridiflorus*, usually has tepals that reflex. There are clones, however, that consistently have a flat perianth. When breeding with standard flowers flat perianths are preferred but with some of the flowers from upper divisions, especially Division 5 and 6, reflexed tepals might be favored. Some of the Moroccan forms of

*N. viridiflorus* can have very long, wavy and relaxed tepals so that they resemble medieval paintings of comets. Potentially those could introduce novel shapes into the hybrids.

- **Flower number per spike**

*Narcissus viridiflorus* can have five or more flowers in the umbel. Bearing multiple flowers appears to be a dominant feature in the hybrids even when *N. viridiflorus* is several generations removed. ‘Emerald Sea’ itself bears several flowers to the stem and this is carried through to its offspring. The problem created by the multiple floret nature is best exemplified by ‘Mesa Verde’. When it produces single blooms to the stem they make a great standard for exhibition but when there are two and even three flowers to the stem, which are frequent, one is not sure where they belong on the show bench. ‘Mesa Verde’ had to be classified as a 12G-GGY because of the number of florets. It might have been classed as a 7G-GGY but then the stems with single florets do not look quite right.

One wonders if perhaps the green flowers bred out of *N. viridiflorus* merit their own horticultural division. Certainly on the west coast we are seeing more and more of them and unless the flowers are placed in collection classes they end up as orphans on the show bench. Whether one should base the class on possessing spidery petals or on their species ancestry still needs to be discussed and worked out. Green makes a great addition to the colors available in daffodils and hopefully we will be seeing more of it in the future. ❁





## *A Trio of Bob Spotts' green seedlings*



Spotts seedling 12-1-52, 12 G-GGO,  
the Rose Ribbon winner at the  
Livermore, CA  
*[Kirby Fong photograph]*

Spotts seedling 12-2-100, 7 G-GGO,  
the Rose Ribbon winner at the  
Murphys, CA, show in 2012.  
*[Fong photograph]*



Spotts seedling 01-21-12, an  
intermediate 2 Y-G with a much  
improved perianth. The breeding  
is 'Magic Moments' x ('Actaea' x  
*N. viridiflorus*)

## *Impossible Dreams?*

**Steven Vinisky**  
Sherwood, Oregon

There has been much discussion concerning *N. viridiflorus* hybrids as well as the Fall/Winter hybrids and their general hardiness. Here are some thoughts and ideas for consideration regarding the development of these new hybrids and their potential for hardiness.

*N. viridiflorus*, *N. miniatus*, *N. elegans*, and other Fall/Winter blooming species are exciting because of their potential to develop new colors, forms, fragrance, and blooming time. The potential of combining Fall/Winter species might well create an entire new style or even a new race of Fall/Winter flowering hybrids that are suitable and useful for warmish winter climates. Their Fall/Winter flowering attributes mean that many may be in bloom for the commercially vital holiday season with little or no need for temperature control as just as with a classic pot of holiday paperwhites.

Imagine strolling the aisle in your local supermarket a few weeks before Christmas and seeing a 4" pot for sale that has two or three six inch tall stems, each stem sporting three or more flowers of mid-jade green, a white band where the segments meet the cup, and a vivid red cup. Of course, the flowers have a sweet, lightly spiced fragrance with a mouth-watering citrus undertone. What a festive addition to the holiday season such a daffodil would be! Don't laugh. The genes and attributes imagined above exist today. Years and years, perhaps decades and more, might be needed to combine and "tease out" the package of attributes described above.

For those of us that live in the more temperate climates, the excitement comes in when creative hybridizers add these desirable attributes to the spring flowering species and hybrids. Yes, it seems difficult to maintain many Fall/Winter attributes in the second and third generation. A most important point is that the growth habit of the bulb can display a spread of attributes. Some progeny can push leaves up in fall and winter. Some can display classic spring growth attributes. Discounting or ignoring these exciting new hybrids because they may not be hardy may be a classic example of "throwing out the baby with the bathwater". The truth is, until they are grown and trialed in multiple climates and zones, we truly don't know their hardiness.

It seems as though the progeny that grow in the classic spring push of leaves and growth pattern are hardier and seem to be less tender than

their earlier leaf growth counterparts. The later spring-growth cultivars are, most probably, not as subject to the freezing off of leaves, and so have more opportunity to remain and thrive in harsher climates. Exhibitors and hybridizers should pay close attention to the bulb and catalog descriptions of Fall/Winter hybrids crossed with spring hybrids to determine when leaf growth occurs. Bob Spotts, Manuel Lima, John Hunter, Harold Koopowitz, and others have already selected a number of new cultivars that display the spring growth attributes. Some few of these are becoming available, with more in the pipeline for future introduction.

It may be that the past development of the hardy poetaz hybrids (*N. tazetta* types x *N. poeticus* types and the reverse) might provide some practical insight regarding the commercial development of frost tender species crossed with frost hardy species. Remember that the reassortment of genes in a poetaz applies to foliage emergence as well. Many of the most successful poetaz types that remain active in the bulb trade today have foliage that does not emerge in the fall or winter. Their foliage arises with all the other spring foliage types. A little study of the past history of daffodil development could yield dividends as far as accelerated development.

Impossible dreams? Many of us think such dreams are not at all impossible. ❁



Manuel Lima seedling 98-1, believed to be a cross of 'Hillstar' and *N. viridiflorus*.  
[Steve Vinisky photograph]

# *Sustainable Earth Friendly Gardening with Daffodils*

**Brent and Becky Heath**  
Gloucester, Virginia

When our complex natural world presents us with growing challenges, our contemporary society increasingly relies on intricate technology and modern chemistry to solve the presumed problems. Fortunately for us, we have evolved to a more natural earth friendly system that gives back to the earth like Brent's father and grandfather did, which is giving us excellent and successful bulb growing results. We have adopted modern natural technologies that successfully address the inherent problems associated with growing daffodils in concentrated population densities.

Keeping in mind that every garden is different—climate, soil health, soil density, soil ph, intensity of the sun, rainfall, etc., we would like to share our experiences in our tidewater Virginia zone 7b or 8a home and business gardens.

The first and most important approach is to feed the earth and not try to feed the bulbs. When we enrich the soil with nutrient rich organic matter, we are giving the wonderfully complex compound, the soil, all that it needs to supply the bulbs that are growing symbiotically with it, all the nutrients, enzymes and microorganisms that the bulbs need for optimum growth. We don't give our bulbs a 'Red Bull' or fertilizer.

Our organic matter of choice is compost. Our compost is a well decomposed mixture of wood waste (chips/leaves), stable manure and bedding, garden waste (weeds/grass clippings), and other green waste (spoiled hay/recycled Halloween pumpkins and vegetable scraps, etc.). We mix these items together in a ratio of 25% to 35% green waste (nitrogen) to 65% to 75% brown waste (carbon). We turn this pile several times a week, when possible, to keep the bacteria and fungi well supplied with oxygen so that optimum aerobic decomposition can be achieved. At peak decomposition, the soil temperature will reach 140°F–160°F. At these temperatures, most weed seed germination is killed and most pathogens are killed. After 6 to 12 weeks, we have 'black gold' or beautiful compost with which we feed our soil for the new beds where our bulbs and gardens are planted.

**‘No Holes’ Method for planting bulbs**—We no longer dig holes in our poorly drained heavy clay soil to plant bulbs. In new plantings, we put down a 3"–6" layer of yard waste compost; we then space the bulbs out 3 × their width apart or about 6" on center. We sometimes use a piece of concrete reinforcing wire to make a planting grid template, which has 6" squares nicely marking a 6" pattern on the soil on which we place each bulb. We then come back and cover the bulbs with 3 × their height or about 6" of either compost or aged small woodchips. This planting technique supplies the bulbs with optimum nutrients, excellent drainage and superb weed control when topped with woodchips or other mulch. We often use more compost to cover the bulbs when we interplant with annuals, perennials, grasses or groundcovers to provide sequential interest in the following seasons. Not only is the garden more attractive in following seasons, but the sequential plants use available moisture when the bulbs are dormant and prefer to stay relatively dry.



**Daffodils in bloom at Warner Hall, a historic home in Gloucester, were planted on compost, using the 6" square wire pattern, then more compost was blown to cover the bulbs. [Brent Heath photograph]**

**Compost Tea to the Rescue**—We brew compost tea several times a week and use it to fertigate pots of bulbs in our greenhouse and to spray on emerging bulb foliage in our gardens. Compost tea not only adds soluble nutrients to our irrigation water for our potted bulbs; it also adds symbiotic friendly bacteria and fungi to the soil and foliage. We believe that the microbiology in compost tea helps to assimilate nutrients and to repel both insects and fungal infections.

We brew our compost in a Growing Solutions Brewer (Sound Horticulture, 1050 Larabee Ave., Suite 105; #365, Bellingham, WA 98225, phone 360-739-9095, email Alison@SoundHorticulture.com). Our brew is made by combining worm castings (worm poop) and our own compost into a stainless steel mesh cylinder, which is immersed into the tank of warm water. Then ‘micro-air bubbles’ are injected into the bottom of the tank for 12 hours and this aerated water breeds millions of beneficial bacteria and fungi. After the 12 hours of ‘bubbles’ are finished, we feed the brew with fish emulsion fertilizer (natural and organic), kelp, humic acid and sometimes molasses and brew for 12 more hours. Now the compost tea is ready to apply as a spray or drench. It should be used within 12 hours of completion to retain its maximum strength and effectiveness.

We believe that our human bodies respond positively to a diet filled with nutrient and mineral rich high fiber fruits, vegetables and other whole foods raised organically as opposed to a diet of process foods high in complex carbohydrates and empty calories. We also believe that plants respond positively to soils amended with a broad spectrum of organic matter (compost), earth minerals and beneficial microorganisms. Feed your soil and plants will feed themselves. Chemical fertilizer like junk food will only give your plants a short term ‘high’ followed by a slump in energy in which the artificially stimulated cellular structure will become more susceptible to pathogens and insects. Naturally stimulated plants have stronger cell walls and more natural resistance to invasion and infection by pests. Healthy, happy plants grow better and are more attractive.

**Enhance color, substance, texture and health with added minerals**—Just as we are encouraged to improve our diets with mineral supplements, our bulbs also benefit from the addition of mineral supplements to the soil. The majority of our arable soils have been actively farmed for hundreds

of years. Most often modern farming practices have in effect mined the soil when we annually harvest crops but only give back the big 3 macro nutrients (N-P-K or Nitrogen, Phosphorus and Potash) in chemical forms. Modern civilization has most often failed to replenish the micronutrients (minerals) that the plants have used from the soil bank. Soil chemistry has a complex interaction with these minerals, soil microbiology and plants roots which assimilate the minerals to fine tune their growth and health.

We have been actively reintroducing minerals throughout most of Brent's lifetime. His father and mother (George and Katie Heath) actively applied New Jersey Greensand (a source of marine minerals mined in the Delaware Valley). This greensand amendment contains an excellent source of potash (a nutrient very important for root crops) and a broad spectrum of other micronutrients. Secondly, his parents used to apply wood ashes to their flower beds and daffodil rows. Wood ash contains an excellent source of potash and many trace minerals. He has a visual memory as a child of seeing how much darker green the leaves were in the rows that got the wood ash. The wood ash, which is alkaline and will 'sweeten' acid soil, may have the additional benefit of having a micro-crystalline structure that can pierce the bodies of bulb-fly larvae when applied around the foliage of daffodils after bloom.

Epsom salts (Magnesium sulfate), a household substance, is the third element that was applied to the bulb beds in the autumn by George Heath, who said it enhanced the color of his pink and red cupped daffodils, making them much more vibrant.

We have added an additional mineral source called 'Azomite' (A to Z Volcanic Minerals). This product is mined from settled volcanic dust in an inland sea in Utah. The immediate visual impact for us was the much more vibrant color and size of the fall vegetables that were planted before Brent's incredible "bucket list" trip to New Zealand last fall. Upon his return in October, we had the beginning of the very best fall vegetable garden ever. Robust, colorful, vibrant, flavorful and relatively insect free plants were the rewards for applying Azomite to our compost prior to planting. This spring will tell how well Azomite impacts our daffodils... we will let you know!

**Cleaning up your beds**—Just as we humans are apt to come in contact with germs and insects when we are in places crowded with many other

people, daffodils in close proximity to others in our gardens and “daffodil cemeteries” (rows) are more apt to come in contact with basal rot (the flu of the daffodil world), bulb flies, viruses and nematodes. We can help to ensure clean new beds where daffodils may have been grown and/or lost before with a couple of earth friendly strategies.

1. Bulb flies:

- a. If bulbs flies are an issue, try putting out insect traps and yellow sticky traps to stop them in their tracks.
- b. Dust around the base of daffodil foliage after bloom with Diatomaceous Earth and/or Wood Ashes to help inhibit or kill bulb fly larvae.

2. Nematodes and other earth pathogens

- a. In Holland, bulb fields are flood fumigated every few years before daffodils are replanted in the same land again with the rotation of crops on the land. A 2' high berm is hilled up around the field and the field is then kept flooded with 6" of water for about 1 month. The water effectively kills insects and pathogens in the soil. Before bulbs are planted, good bacteria and fungi are reintroduced to the soil with the addition of compost and compost tea.
- b. Where flood fumigation may not be practical for most daffodil growers in the USA, an alternative called ‘Solar Fumigation’ may work for you. We have only done versions of solar fumigation to facilitate weed control. Here are the steps:
  - i. This project should be done during the 6 weeks of the hottest part of the summer in an area that is in full sun.
  - ii. Till the soil to about 8"–12" deep.
  - iii. Smooth the area as much as possible, trying to rake out any clumps as they make air pockets, which keep the soil from reaching the maximum temperature.
  - iv. Moisten the soil to the point where a squeezed handful holds together.



- v. Cover the area tightly with clear plastic, sealing the edges with boards or soil, in full sunlight and left to heat the soil to at least 150°F.
- vi. Leave the plastic on for at least one month. In some cases where weather is cooler, cloudier or windier, it may be necessary to leave the plastic on for 6 to 8 weeks.
- vii. Using this method, soil can be effectively fumigated and rid of soil pathogens (basal rot spores), insects (bulb flies) and nematodes.
- viii. Before planting, we suggest adding active compost and/or compost tea to once again populate the soil with beneficial bacteria and fungi to facilitate healthy daffodil bulb culture.

**Please note:** If you live in an area that doesn't get really hot in the summer, doubling the clear plastic should help raise the ground temperature up to 10°F hotter than with a single layer.



The Catalogue Garden, in full bloom with identifying picture labels, was planted on compost and covered with wood chips in the fall. [*Becky Heath photograph*]

**Helpful tips for daffodil culture**—There are many knowledgeable daffodil growers with their own “tricks of the trade” for growing, digging, storing and planting their bulbs. Some are different from ours because of their climatic location. Sometimes the differences are only because of personal preference. These are just a few tips that have helped us increase our success rate:

1. Plant bulbs deeply enough: at least 3 × their height deep. The soil temperature at that depth stays more consistently cool during our winters when we can have those occasional balmy weeks in January/February in our zone 7b/8a garden.
2. Exposure: We think daffodils grow best is absolute full sun, with the exception of a bit of shading to keep bright colors of pinks, oranges or reds from fading. Trees grow and begin to encroach over the plantings and keep the green daffodil foliage from photosynthesizing and creating adequate sugars for the following year’s bloom. If this is the case, limb up the trees to ensure there is enough sunlight to complete the growth cycle effectively.
3. Irrigation: In the fall after planting daffodil bulbs and in the springtime growing season, water when needed either with a hose or use drip irrigation. More daffodils are lost due to mindless irrigation that comes on automatically whether it’s needed or not, especially during their summer dormancy. Daffodils and other spring flowering bulbs prefer to “sleep in a dry bed,” just like we do! Warm soil + too much water sometimes = fusarium.
4. If you must dig your bulbs, do so when the leaves begin to turn yellow and fall over. At that time, they have finished their photosynthesis process and the remaining yellow leaves will make it easier to locate all the bulbs.
5. Never wash daffodil bulbs. After digging, dry the bulbs quickly using a fan. We put our bulbs in thin layers in bulb crates; we

stack the crates and cover the stack with a tarp creating a “wind tunnel” using a strong fan. It’s easy and effective.

**Closing thoughts**—Becky concludes: “Long before I ever planted a daffodil bulb or ever met Brent Heath, I grew almost all the vegetables my family ate. The old saying ‘you are what you eat’ resonated strongly with me long before it was a popular saying. I didn’t see how it was possible for the added growth hormones and antibiotics given to commercially produced chickens and pigs to NOT get in my children’s bodies so I grew most of the corn that fed the chickens and pigs we consumed.

“We live in an area where we drink well water, so the thought of putting chemicals on the earth and not expecting them to land in our ground water doesn’t seem logical. So we, together, have worked one step at a time to try to keep our world of nature in Gloucester as healthy for all of God’s creatures and as balanced as possible. It’s not something that we fix today and forget tomorrow—it has become a lifestyle of choice.

“In our new gardens, we have bee hives that are thriving; we have a bird club that meets in our Chesapeake Lounge seminar building and have bird walks in our gardens twice a month and have found over 50 different species of birds just in our 8-acre garden. We have butterflies galore naturally and while we do have a hole in a leaf occasionally, so far, the plants seem to be healthy and happy.

“To take it a step farther, our tropical greenhouse is chemical free using compost, compost tea, diatomaceous earth, yellow sticky traps and with the occasional release of ‘natural predators’ to take care of aphids or spider mites...but that’s for another article for another time!” ❁

***Note: Teaming with Microbes by Jeff Lowenfels and Wayne Lewis is a fabulous but easy to understand book which explains why we need to work WITH nature as opposed to against it and how to go about it. It’s in our catalogue and probably in your local bookstore.***

## *Does Beauty Count? In the Garden? At the Show?*

**Sally Nash**  
Nantucket, MA

Fourteen years ago I had the freedom-giving chance to start my daffodil garden all over again.

For my earlier and first daffodil garden I found the perfect spot, but the grade of ledge was too steep to be able to see the garden from anywhere around the house. Friends and family came and went, hardly aware of my perfectly tended secret garden, just out of sight.

As a daffodil student judge I needed to increase my collection of bulbs. The bulbs marched in neat rigid soldier formations, according to division, all properly marked with little metal tags. I kept careful Excel file records and a map. This helped avoid the annoying dilemma of missing out on a potential ribbon.

So the timely move to an entirely new location instantly opened a wide vista for me to realize the surprise and greater pleasures of the garden itself.

As daffodil exhibitors and judges we learn to discern, within designated scales of points, the merits and flaws of conformance and health of an entry, be it a single bloom, presentation of three, five, very large presentations, and the many possible show classes of today. We evaluate and appreciate against a scoring of perfection. It is a quantitative assessment of the utopia of 100 points diminished only by flaws of the flower.

Over time I found that there is far more to my daffodil garden than in only producing a show entry. For me and others who visit, my recent garden fulfills much much more. Better still, I can see it from our house from almost every south facing window. In weather from dawn until dark, I can now watch the almost eight weeks of progression of the full range of blooms.


I now have an open door policy so people can come and go freely and see what sorts and types of daffodils grow where we now live on the island of Nantucket. Instead of tidy little soldiers in rows, thanks to DaffSeek, I have liberated the flowers by placing them in more random patterns, still

with the little metal tags, but this time with black lettering on clear tape so they don't jump out. But now the flowers can then sway with a sense of freedom and lack of restriction, showing their grace and wholeness within their surroundings.

I can now use my choice of placement of new bulbs or rearrange others I'm lifting in my palate of colors so that they become paints in creating shapes and patterns for my garden as a total canvas. Simpler ways to shorten the weeding process. leave me more fruitful hours to create my flower painting in unhurried detail. Commercial growers and hybridizers may not be able to afford the luxury of this freedom. But the majority of us amateur gardeners can.

For the show bench, I know we all do the same sort of painting whether we admit it or not. Particularly for multi stem collections, the overall effect of varied height, color distribution, size, condition, pose and staging all come into play when deciding between two or more entries for top awards. What about the challenge of showing appreciation for the skill of picking the perfect example at just the right time of those red and orange cupped and reverse bicolor winners? Would it be helpful to find some simple clear method to voice our innate reactions to beauty and make them count? Somehow we seem tongue-tied. Do we need to find a voice instead of having to use round about ways to give credit for the many aspects of beauty?

Some exhibitors consistently stage their collections so that individual blooms have a distinct compatibility one to another. Closely related sizes, proportions, colors, forms, poses and heights can give the entire exhibit an aura of wholeness. Our human eye subconsciously seeks out patterns of similarities. Gradual changes that lead the eye, such as staging flowers in a gentle arc, or maybe a tidy straight line, or perhaps a chorus line of cups tilting in unison, may have the same effect. Some prefer contrasts to highlight differences. Having a broad selection with which to work certainly helps.

Somehow our point scoring method avoids measuring whether these subtle arrangements help. Especially when there are two large collections with near perfect individual blooms, could the perfection of presentation play a part in the "Wow!" effect of the winning exhibit? 

OPENING MARCH 1, 2013

# *The Most Stunning Daffodil Garden Ever!*

**G**ibbs Gardens' Daffodil Festival bursts on the scene as more than 50 acres of blooming daffodils create an unforgettable feast for the senses from March 1 through April 15.

Millions of daffodils — an estimated 16 to 20 million blossoms in 60 varieties — flower across sprawling hills and fields to paint a “gold and silver” panorama *Southern Living* calls “the most spectacular display of blooms this side of Holland.”

Experience nature's own spring bouquet: daffodils, forsythia, quince and spirea canopied by hundreds of blossoming white dogwood and flowering cherry trees.

And, that's just the beginning. Gibbs Gardens Seasons of Color are a feast for the senses all year long. Explore our 300-acre estate graced by 220 acres of landscaped gardens and mature forest, spring-fed ponds, streams and waterfalls.



GIBBS GARDENS  
SEASONS OF COLOR™

GIBBS GARDENS™  
1987 Gibbs Drive  
Ball Ground, GA 30107  
[www.gibbsgardens.com](http://www.gibbsgardens.com)  
770-893-1880


## .... *Conversation with the President*

Did you notice something different about the December 2012 *Journal*? Forty-three pages are in color rather than the previous 16 which includes the front and back cover! This March 2013 *Journal* is also in full color.

At the ADS Nashville Fall Board meeting, the Finance Committee discussed the fact that ADS should use more of our funds for educational purposes and for the mission of the Society. We decided that more color pages in the *Journal* would impact the daffodil community in a significant way. The ADS Executive and Finance Committees approved these December and March issues being printed in full color as a trial run and our *Journal* editor quickly took on the challenge. A motion will be presented at the Columbus, Ohio, at the ADS Board meeting to approve the *Daffodil Journal* being published in full color.

Full color issues will allow us to feature more color daffodil portraits, exhibits, landscape and garden scenes, and photos of the people in the worldwide daffodil community. Another advantage is that these photos can be placed in the middle of their relevant articles, not referring the reader to a distant page. Look back at these two *Journals*, compare with previous issues, and let us know what you think.

If you have not yet joined a local daffodil society, find U.S. societies on [daffodilusa.org](http://daffodilusa.org) at Societies Near You or for International Daffodil Societies look at Links under Internet Services. Make some new daffodil friends this year! Look back at pages 225–228 of the March *Journal* or on [daffodilusa.org](http://daffodilusa.org) at the Events and Show Calendar for a listing of the ADS spring shows. Find a new show to attend nearby or in a city you would like to visit.

I hope many of you will join us in Columbus, Ohio, on April 11–14 for our National Show and Convention “Romance of the Daffodils.” What could be better than a few days spent with daffodils and daffodil friends! Check out the many resources available on the ADS website at [daffodilusa.org](http://daffodilusa.org). Visit [daffnet.org](http://daffnet.org) and [daffseek.org](http://daffseek.org) and follow ADS on Facebook and Twitter! 

*Becky Fox Matthews*

*Romance  
of the Daffodil*



*ADS Convention  
Columbus, Ohio - 2013*

*Romance of the Daffodil  
ADS Convention  
Columbus, Ohio  
April 11-14, 2013*

**HYBRIDIZER'S BREAKFAST DETAILS**

Saturday, April 13 at 8:00 A.M.

***WANT TO FIND OUT OR LEARN MORE ABOUT  
THE FUTURE TRENDS FOR DAFFODILS?***

Everyone answering "Yes" should consider signing up for the Hybridizer's Breakfast. It will be new, different, and exciting. The focus will be on a topic that has never been discussed or presented. It will touch upon the real future direction of daffodils in the commercial marketplace. The topic for discussion will be:

**"What do Dutch growers look for when evaluating a new cultivar?"**

The panel discussion will address specific criteria for consideration that every grower and hybridizer may think about during the lengthy evaluation process of new seedlings and cultivars. There will be a handout that lists the desirable commercial traits for new daffodils to succeed in the world marketplace. We'll also explore how important tools like the ADS Pannill and Wister Awards might be useful in marketing new cultivars.

A goal is that the breakfast in Columbus will also involve the first steps in attempting to envision or create the opportunity for:

1. Bringing the world of exhibition daffodils and commercial daffodils much closer together.
2. Create and implement a more formalized daffodil trialing program in Holland for new hybrids that would allow participation by all daffodil hybridizers worldwide.

Steve Vinisky  
ADS 2012 Hybridizers Chairman



## NOTICE OF AN EXTRA ADDED ATTRACTION

***“NAVIGATING THE NEW DAFFNET”***

**Sunday Breakfast, April 14 at 8:00 A.M.**

Nancy Tackett and Ben Blake will be giving a tutorial on the new [www.daffnet.org](http://www.daffnet.org). This is designed for those who feel intimidated by the new format, but there will be some useful tidbits for ways for those who are more computer literate to better utilize the site.

**BE SURE TO REGISTER!**

---

***MAKE YOUR HOTEL RESERVATION BEFORE MARCH 20TH***



**CROWNE PLAZA®**

**HOTELS & RESORTS**

**6500 Doubletree Avenue  
Columbus, Ohio 43229**

**614-885-1885 • [www.CrownPlaza.com/Columbus North](http://www.CrownPlaza.com/ColumbusNorth)**

*Call 800-996-8916, or the hotel directly at 614-885-1885.*

*Ask for reservations; mention American Daffodil Society.*

The special room rate is \$99 (single or double), plus tax. Upon availability, this rate will be honored 2 days prior to the event, and 2 days after.

***This special rate cut-off date is Wednesday, March 20, 2013.***

Confirmation # \_\_\_\_\_

**How to get the Shuttle from Columbus International Airport (CMH):**

When your flight lands, call 614-885-1885, and they will let you know the approximate time the shuttle will be returning to the airport pick-up area.

---

***IF YOU HAVEN'T ALREADY REGISTERED  
FOR THE CONVENTION, SIGN UP TODAY!***

***Be sure to check out the last two issues of the  
Journal for ideas as you plan your trip to Ohio***

**REGISTRATION APPLICATION ADS COLUMBUS CONVENTION**  
**April 10–14, 2013**

*Please print clearly and submit a separate registration for each participant.*  
*(Keep a copy for your records.)*

Name \_\_\_\_\_

Address \_\_\_\_\_

City, State, Country, ZIP/Postal Code \_\_\_\_\_

\_\_\_\_\_ Telephone \_\_\_\_\_

Email (for confirmation) \_\_\_\_\_

Name to appear on nametag \_\_\_\_\_

Note any dietary restrictions \_\_\_\_\_

- This is my first ADS Convention.       I'll mentor first-timers  
 I plan to exhibit flowers.               I plan to exhibit photographs.  
About how many photos? \_\_\_\_\_

**CONFERENCE FEE:**

- \$299 postmarked by March 15       \$319 postmarked after March 15

*Conference fee includes: • ADS National Show • Friday Awards Banquet and Annual Meeting • Saturday Sessions, Lunch, and Dinner • Sunday Bus trip to gardens in Granville, Ohio, lunch at the Granville Inn, plus appetizers, dinner, and complimentary bar at Jill and Paul Griesse's home.*

**OPTIONAL EVENT FEES:**

- \$45 FRIDAY COLUMBUS FIELD TRIP, including tour of Governor's Residence & Heritage Garden, lunch at Schmidt's, and tour of Inniswood Gardens.  
 \$17 SATURDAY HYBRIDIZERS' BREAKFAST with panel discussion  
 \$17 SATURDAY BREAKFAST WITH NO SPEAKER  
 \$17 SUNDAY BREAKFAST with Speakers, Nancy Tackett & Ben Blake, on "Navigating the New Daffnet"  
 \$ 3 JUDGING REFRESHER

**TOTAL ENCLOSED: \$ \_\_\_\_\_ Check # \_\_\_\_\_ Date \_\_\_\_\_**

*Please send your completed registration form & check, payable to*  
**2013 ADS NATIONAL CONVENTION, to:**

PHYLLIS HESS, Registrar  
3670 East Powell Road • Lewis Center, Ohio 43035  
614-882-5720 • daffyphyll@hotmail.com

## .... *From the Executive Director's Computer*

Friends, as ADS Executive Director (ED), it really irks me greatly when I have to deactivate an ADS membership, due to non-payment and no response to past due reminders. PLEASE turn over this *Journal* and look at the back, near your name and address... you will always find your dues paid thru date there. If the date reflects anything less than 6/13, you are past due, or about to be. The **ADS DUES YEAR IS JUL 1 – JUN 30TH**. You have the option to pay 1 year or 3 year dues. ADS depends on our members to automatically renew on JUL 1, as necessary, to save on costly reminders. If you need to pro-rate to align with JUL 1, please send an email to me, to obtain an accurate amount.

The ADS webstore is always open. Visit it at [www.daffodilusastore.org](http://www.daffodilusastore.org). You can pay dues, align with JUL 1, order supplies, order e-media programs, and place orders for publications. I receive immediate notice of your transaction, and I personally fulfill all orders. Don't do webstores? Snail mail me, or phone me. Find my contact info on the front inside cover of every *Daffodil Journal*. Also find the various dues payment rates and options, there. **A DUES INCREASE WILL OCCUR ON 1 JUL 2013**, so right **NOW** is a good time to align with JUL 1 and pre-pay your dues for three years. It represents a considerable savings for you!

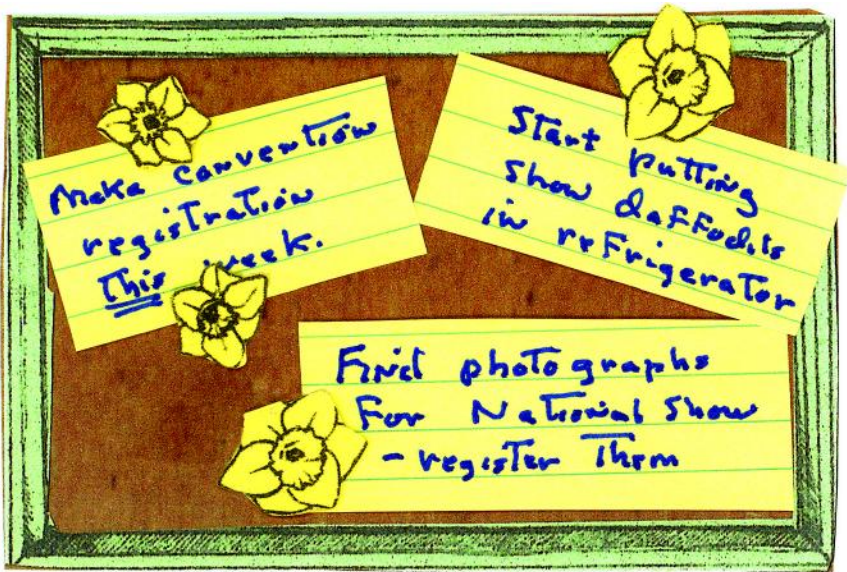
If you relocate seasonally, I can easily handle sending your *Journal* to you. Just let me know in advance, when you change addresses. It is costly for your *Journal* to be returned to the ED, and then mailed back to you. USPS will not forward your *Journal*; they are returned to the ED.

Infrequently a *Journal* arrives damaged in the mail. Please contact me for a replacement, should this occur.

We ask that you keep the ED informed of your current email address, please. We can save money by e-communication. I personally safeguard your personal information; it is never given out to third parties, etc.

I am your daffodil concierge, and always at your service,

*Jaydee Atkins Ager*



### Error in ADS Officers' Nomination List in December...

On page 154 in the December 2012 *Journal*, a correction should be made in the list of officers which will be voted on at the 2013 annual meeting at the convention in Columbus. Please note this:

Kathleen Simpson is the recommended candidate of the National Nominating Committee for the position of Director-at-Large for 2013–2016.

### ...and for the record...

Femina Lo was the exhibitor at the Barco, NC, show whose three stems of 'Conestoga' won the White Ribbon.

The photographers for the cover daffodil portraits for the September and December *Journals* were listed incorrectly. Kirby Fong photographed the winning Bender candidate on the cover in September, while Tom Stettner photographed the three stems of 'Starlet' which won the White Ribbon at the National Convention show and graced the cover of the December issue.



**Memorial Gifts:** *Stan Baird:* from Bob Spotts and from Sally Hecksher  
*Kathy Leonardi:* Nancy Tackett and Ben Blake  
*Jim Liggett:* the Indiana Daffodil Society

## *In Memoriam*

The American Daffodil Society lost two of its long-time members, both accredited judges, in recent months.

**Alleyne Moore**, of Baltimore, joined the ADS in 1972. She was active in the Maryland Daffodil Society, the Middle Atlantic Region, and the Garden Club of America.

Richard Ezell reminisced, “Alleyne was a well-respected exhibitor and judge of daffodils. As a horticulturist, she was much more than that. Her extensive garden was lovely at all seasons, with a wealth of familiar and exotic specimens gathered from many sources and cared for with skill and diligence.”

**Kathy Leonardi**, of Ferndale, California, joined the ADS in 1978. Her home show was Fortuna, about six miles from her home and garden. She grew more than daffodils and was a highly respected gardener, especially with roses, in her home area. She never traveled far, but her influence was wide-ranging.

Nancy Tackett remembers with appreciation, “Kathy was an AJI, and a wonderful instructor. In later years, Dian Keesee always put me on Kathy’s judging team at the Fortuna show. She would continue to teach and mentor me, and I would always return home with yet another little gem of knowledge shared by Kathy.” Nancy Wilson concluded a Daffnet tribute, “She was by far the best Daffodil grower and judge I have ever met, and I loved her work.”

### *ADS Board Approves Silent Auction of Books*

At the Fall Board meeting in Nashville, the Board approved the sale of books in the ADS library for which we have no scanning (copyright issues), and the books are already in the Cherokee Garden Library in Atlanta, Georgia, and also in the Huntington Library in San Marino, California. These books will be offered in a silent auction at the convention in Columbus, Ohio, this coming April. The minimum bid will be 75% of the value of the books. If you are interested in receiving a list of the books available, please contact Mary Lou Gripshover at [mgripshover@cinci.rr.com](mailto:mgripshover@cinci.rr.com).

## *Ohio Leads With New Members and Middle Atlantic Tops All Regions*

Ohio, with six new members, led the American Daffodil Society in the second half of 2012. Each of the eight regions added new members, with the Middle Atlantic gaining the most, with ten. Also, six international members joined the ADS.

Scroll through the list below, arranged alphabetically by states, and find prospects for your local show.

**Ellen L. Dorwin**, 166 Pelican Lane, Guadalupe CA 93434-1824,  
dorwinel@silcom.com

**Dave Gaw**, 461 Stonecrest Dr, Napa CA 94558

**Susan Palmer**, 1729 Circle Rd, Towson MD 21204-6443,  
susmpalmer@aol.com

**Chartwell Garden Club**, 2707 Coxswain Place, Annapolis MD 21041,  
Edjill215@aol.com

**Burt & Beth Collier**, 522 Gunsmoke Trail, Lusby MD 20657-3190,  
Gonetoground62@yahoo.com

**Lake Roland Garden Club**, 2403 Gadd Rd, Cockeysville MD 21030,  
lisagwaters@gmail.com

**Kitty Pochman**, PO BX 806, Nantucket MA 02554-0806,  
Kitty.pochman@gmail.com

**Devon J. Lanz**, MN [Youth]

**Dolores Stouwie**, 2061 Britton Ct Se, Grand Rapids, Michigan 49546-  
9509, Dolores.stouwie@sbcglobal.net

**Rowan Taylor**, MO [Youth]

**Alice & David St.Claire-Long**, 73 Drakes Corner Rd, Princeton NJ  
08540, AStClaireLong@gmail.com

**Miranda Hunter**, PO BX 134, Flat Rock NC 28731-0134,  
mirandahunter@att.net

**Jackie Bachman**, 1850 S State Rt 123, Lebanon OH 45036,  
Valleydan@embargmail.com

**Albert Hendley**, 400 Yale Ave, Zanesville OH 43701,  
Alberthendley@hendleyco.com

**Ann K. Lowder**, 5746 Bastille Place, Columbus Oh 43213-1473,  
annlowder@windstream.net

**Holly Shai**, 170 Potters Lane, Granville OH 43023, shaih@prodigy.net

**Scott Talentino**, OH [Youth]

**Eric Richardson**, 305 W Uwchian Ave, Downingtown PA 19336-3348

**Matt Wilson**, 4719 Coal Road, West Mifflin PA, 15122-1474,  
orychophragmus@hotmail.com

**Vicki Duggins**, 8716 Overcup Oaks Drive, Cordova TN 38018

**Trena Trusty**, 1352 Charleston Ln, Columbia TN 38401  
trustygarden@gmail.com

**Steve Guynes**, 3133 Glory Lane, Plano TX 75025, sguynes@verizon.net

**Susan Thompson**, 1400 Ponderosa Trail, Sachse TX 75048  
rsranch@verizon.net

**Tom & Linda Cherry**, 1440 Cloncurry Rd, Norfolk VA 23505  
hearstmedia@yahoo.com

**Benjamin Dukes [New Life Member]**, 4335 Heron Point, Portsmouth  
VA 23703, Benduke573@gmail.com

**Leigh Henry**, 447 Millner Rd, Strasburg VA 22657 krisvie@shentel.net

**Janet Noland**, 851 Smartts Ln, NE, Leesburg VA 20176,  
Jan6115@aol.com

**Carolyn Kadesch**, 19925 Willowin Farm Lane, Purcellville, VA 20132  
carolyn.kadesch@yahoo.com

**Barbara A. Sharp**, PO BX 2282, Middleburg, VA 20118-2282,  
bsharp@rstarmail.com

**Robin & Lew Silva**, 4948 W 65th St., Greenfield WI 53220,  
brokenmoon@milwpc.com

## **INTERNATIONAL MEMBERS**

**Peter Cuthbert**, Narina, Brownstown, Kilcloon Co Meath, IRELAND,  
cuthbertpeter@ymail.com

**Catherine McKay**, 35 Seaview Rd, Marfell, New Plymouth, Taranaki  
4310, NEW ZEALAND cassiemckay@yahoo.com

**Sandra & Ivan Muckle**, 1746 Acton Road, R.D. 11, Mid Canterbury,  
Rakaia. 7781, NEW ZEALAND millisle@ihug.co.nz

**Frans Veul**, Fa. Veul, Boermansweg 28a, Anna Paulowna 1761LL, THE  
NETHERLANDS, frans@veul.com

**Dave Hardy**, 38 Esker Road, Dromore, Omagh Co. Tyrone BTT78 3 LE,  
UNITED KINGDOM, hardybwfc@btinternet.com

## *Daffodils in the George Bragdon Memorial Garden*

**Laura Anne Brooks**  
Richmond, Virginia

We now have a lovely daffodil planting at the Lewis Ginter Botanical Garden in Richmond, sponsored by the Virginia Daffodil Society. Patty Bragdon and the garden staff, working with the Botanical Garden, with VDS, and with friends who have remembered George with flowers, have put together a wonderful assortment of his favorites, using show winners, Historics, and Classics, as well as many miniature daffodil favorites.

2012 marked the 20<sup>th</sup> Anniversary of the Virginia Daffodil Society. Twenty years ago, George and Patty Bragdon chaired our first VDS show at the Richmond Arthur Ashe Center, With the help of Sue Robinson and Stanley Kraus, the show opened on April 17, 1992. George became our first president, and later served as treasurer.

He was a mentoring judge to many of us who became “yellow fever” enthusiasts and successful show exhibitors.

Their knowledge, dedication, and organizational ability led George and Patty to serve as show chairmen for the 1998 National ADS Convention. That ADS convention, Richmond’s first, brought daffodil growers from all over the world and more than 3,000 blooms to Virginia’s capital. The Bragdons’ skillful planning included trips to Richmond and Gloucester gardens and to Thomas Jefferson’s home and garden at Monticello, in Charlottesville.

For their years of service and daffodil leadership, George and Patty received the Virginia Daffodil Society’s Sue Robinson Award, as well as the Mid-Atlantic Regional Medal. While winning many major awards in ADS shows, they always found time to be helpful to new growers.

Now we are watching for blooms this spring in the new George Bragdon Memorial Garden at Lewis Ginter, planted next to the Educational Building, where the Twentieth Anniversary Show will be held on April 6, 2013. This will also be the Middle Atlantic Regional Show.



The theme of this planted area is George’s favorite, “If you want to plant a daffodil garden...” A memorial bench will face the yellow, white, orange and pink cultivars, selected for landscape planting and from new show cultivars. From this spot, we will continue to remember George, our daffodil competitor, judge, mentor, enthusiast and smiling friend. 🌷



## *Mostra del Narciso Celebrates 25<sup>th</sup> Anniversary*

**Mary Lou Gripshover**  
Milford, Ohio

Longtime ADS member, Dr. Henry Shejbal, has put on a show of daffodils for years near Rome. This year marks the 25<sup>th</sup> time the Mostra del Narciso has been held. It will begin on March 22 and end on April 22. The length of the exhibition allows visitors to see both early and late flowering daffodils.

First begun in the early '80s in Dr. Shejbal's garden with over 1300 cultivars and species, the flower show has become so popular with gardeners that it is now held in the nursery of Floriana Bulbose at Monte Porzio Catone near Rome. More than 700 types of daffodils are on display.

All daffodils are now grown in containers. This allows visitors to not only admire the blooms, but also to purchase flowering plants. After blooming, the bulbs can be planted directly into the ground. 🌸

(To see more Henry Shejbal photographs, visit [www.florianabulbose.eu/aaa\\_mostra.htm](http://www.florianabulbose.eu/aaa_mostra.htm))






## *The Story of the “Field of Dreams”*

Most of the New Zealand visitors to ‘Bannockburn,’ the garden of Neil and Denise McQuarrie, were intriguingly side-tracked near the gate by a garden that was different. They were told, “These are all ‘discards’ from Denise’s extensive hybridizing.” The unusual pattern of the rows, as seen on the front cover, adds to the visual impact.


Denise explains, “The curves in the Field of Dreams were really a happy accident because of the shape of the field. Originally it was planned to be a spiral shape, but that meant there would be no pathways leading into it and hence make mowing more difficult. So the tractor with plough was driven in big curves, starting and ending at the gate. When there was no more room for curves, Neil just made short straight rows in the centre. Neil knew that way he would be able to drive the tractor and mower between the rows to keep control of the grass.

“The soil in that field is quite poor, sandy and gritty with little organic matter, so we were quite pleased how well the bulbs have done. They have not done that well up at the top end where the big eucalyptus tree sucks all the moisture from the ground. They get a light dressing of fertilizer once a year. Most planted over there were about thumb size. They are self seeding now, which is good to see. All in all, it gives us and others a great deal of pleasure wandering among the flowers.” 

# Narcissus

EXTENSIVE LISTING OF  
VEGETATIVELY PROPAGATED BULBS

*Nancy R. Wilson*



**CATALOG \$1**  
6525 BRICELAND-THORN ROAD  
GARBERVILLE, CALIFORNIA 95542  
e-mail: [nwilson@asis.com](mailto:nwilson@asis.com)  
VISIT OUR WEBSITE: [www.asis.com/~nwilson/](http://www.asis.com/~nwilson/)



# LIVING GARDENS®



A different & better way to  
source quality flower bulbs.

Our company buys from only  
the best Dutch  
growers and now  
you have access to  
their entire collections!

NOW  
**10%** off  
for autumn  
delivery

Shop by Color, Height, Classification or Grower only at

**LivingGardens.com**



## THE DAFFODIL SOCIETY

Was established in Britain in 1898 to cater for the needs of all daffodil enthusiasts and now has members in all the countries where daffodils are grown seriously.

The Society issues two publications each year to all members and welcomes contributions from all growers on the complete range of topics. Subscription rates, by Airmail, are 1-yr. £21.00/\$40.00, 3-year £60.00/\$115.00. Payments in US\$ to be made to the ADS Executive Director: Payment in UK £s to Keith Boxall: The Daffodil Society, 13 Astor Crescent, Ludgershall, Andover, SP11 9RG, UK.



## Want to Learn more about lilies?

Join the North American Lily Society! Membership includes four full color Quarterly Bulletins and a color hard bound Yearbook loaded with information about lilies.

Dues are just \$20 per year for US members.  
For more information and to join, visit [www.lilies.org](http://www.lilies.org).

NALS, Executive Secretary, PO Box W, Bonners Ferry, ID 83805

## Classic Daffodils

(From Down Under)

Large range of varieties to choose from.

One of our goals is to present more Australian varieties; our own along with four other Aussie breeders' varieties are now on offer.  
List available: 28 Miller Street, Dumbalk 3956, Victoria, Australia

E-mail: [iannjoydyson@iprimus.com.au](mailto:iannjoydyson@iprimus.com.au)

Visit our web site: [www.classicdaffodils.com](http://www.classicdaffodils.com)

Does your garden end too soon?



## Join the National Chrysanthemum Society

and enjoy colorful blooms until frost.  
Your membership includes 4 issues of  
**The Chrysanthemum**

Annual dues: \$20.00. Write to:

Ms. Anette Lloyd, 3464 Colonial Ave., Apt. P 102, Roanoke, VA 24018-4537  
e-mail: [anette.lloyd@mums.org](mailto:anette.lloyd@mums.org); Visit our website: [www.mums.org](http://www.mums.org)

# Mitsch Daffodils

American Hybridized and Grown  
2013 catalog free to ADS members



'American Classic'  
2 Y-WYY



'American Dream'  
1 Y-P

**Richard and Elise Havens**

*Hybridizer and Grower*

P.O. Box 218-ADS, Hubbard, Oregon 97032

Phone/Fax: 503-651-2742

E-mail: [info@MitschDaffodils.com](mailto:info@MitschDaffodils.com) Website: [www.MitschDaffodils.com](http://www.MitschDaffodils.com)

Acclimated award-winning cultivars from Jackson's Daffodils available.



'Banker'  
2 Y-O



'Tao'  
3 Y-O

Visit us at

[www.jacksonsdaffodils.com.au](http://www.jacksonsdaffodils.com.au)

Colour catalogues and bulbs  
are available from

**Jackson's Daffodils**

PO Box 77

Geeveston, Tas 7116

Australia

Acclimated bulbs are available  
from:

**Mitsch Daffodils**

PO Box 218-ADS

Hubbard, OR 97032

## *Sunburn Protection—Not Just for Red Cups*

**Janet Hickman**

Lynchburg, VA

**[reprinted by permission from the Middle Atlantic Fall Newsletter]**

Red-cupped daffodils are not the only things in the garden susceptible to sun damage; we gardeners need protection as well. Much as we appreciate the value of the sun in the bulb garden, we need to be aware of its ill effects. The ultraviolet radiation from the sun is responsible for a range of skin problems, from sunburn to aging to cancer. Yes, 90% of what we call visible “aging” is really the damage the sun does to the elastic tissue, collagen, blood vessels and pigment cells of our skin. Skin cancer is the most common of all cancers—there are more skin cancers yearly than all other cancers combined.

Fortunately, the majority of skin cancers can be prevented by careful sun protection. That means proper use of sunscreen. Labeling of sunscreens is going to be updated later this year by new regulations from the FDA. The SPF (now renamed the *sunburn* protection factor) will still be on the label, though the highest protection products may say only SPF 50+ rather than numbers like 85 or 100. The SPF is an indication of the protection from the medium ultraviolet wavelengths, UVB, that cause sunburns. In our Middle Atlantic region, it’s wise to use at least an SPF 50, particularly since most people don’t apply a sunscreen as thickly as it was tested to get the SPF result.

Labels in the future will also indicate if a sunscreen protects from the longer wavelength UVA radiation that causes deeper skin damage and cancers. Look for “broad spectrum” on the label to ensure that the product protects from UVA damage. Until the new labels appear, look in the fine print for the ingredients avobenzone, mexoryl, titanium dioxide, or zinc oxide. Water resistance measurements will also be standardized on the new labels.

Here are the guidelines for sunscreen use:

- Use sunscreen *every day*, summer, winter, cloudy, anything. It’s easier to keep the habit going and there is the potential for UV damage all year.
- “Give it your best shot”: it takes a shot glassful amount to properly cover the body.
- Apply 30 minutes before going out and reapply every 2 hours plus after swimming or sweating.



- If sunscreen burns your eyes, use a stick sunscreen around the eyes and a hat rather than sunscreen on your forehead.

There's more to sun protection than sunscreen.

- Wear a hat with at least a 4 inch brim to protect the scalp, ears and neck.
- Use sunglasses.
- Wear specialized sun-protective clothing—often easier than lots of sunscreen.
- Time outdoor work before 10 A.M. and after 4 P.M. (the better times to gather daffodils for the show anyway.)
- Seek the shade when possible.
- Check your skin regularly. If you notice moles or skin bumps that are growing, bleeding, or changing color, or rough thickened spots on your sun exposed skin, let a dermatologist examine you. Most skin cancers are curable if treated early.

[Janet is an enthusiastic exhibitor and a newly Accredited ADS judge. She is also past president of the Women's Dermatological Society.]

**RINGHADDY DAFFODILS**

www.ringhaddy-daffodils.com  
info@ringhaddy-daffodils.com Tel: +44 (0)2854 1007

**2013**

EC Passport Number:UK/NI 3909. EC Quality

**Causeway Torch**  
2W-P

**Tangerine Tango**  
4Y-O

RHS Gold Medal for Daffodils

ADS Gold Certificate of Merit

The Innovation Gold Medal

**NOW SEE US ON FACEBOOK (RINGHADDY DAFFODILS)**

Please send \$5.00 for catalogue, redeemable against order

**RINGHADDY ROAD, KILLINCHY, CO. DOWN, BT23 6TU, N. IRELAND**

# Historic Daffodils

Helen Link Hybrids  
Classics

**Joe Hamm**

99 Maple Road, Buffalo Village  
Washington, Pennsylvania 15301

email: [Joehamml@Juno.com](mailto:Joehamml@Juno.com)

Snail mail or email.

Telephone number upon contact.

## *Ron Scamp's Quality Daffodils*

We are pleased to offer you a full range of Daffodils from all Divisions, for Showing and the Garden, including a comprehensive selection of Historical (pre-1940) and Classic (1940–1969) varieties

E-Mail me your wish list and I will confirm availability and total cost for your approval. Check offerings on our website (below). Or send \$6 for our colour illustrated catalogue.

**R.A. Scamp**  
14 Roscarrack Close  
Falmouth  
Cornwall, TR11 4PJ  
UK

Tel/Fax: (01326) 317959 E-mail: [rascamp@daffodils.uk.com](mailto:rascamp@daffodils.uk.com)  
Website: [www.qualitydaffodils.com](http://www.qualitydaffodils.com)

## *The Classics Section's Prime Inaugural Year*

The newest section of Awards in 2012, the Classics (1940–1969), had a very successful first year. Although it was only adopted at the Fall Board Meeting in 2011, many ADS shows moved quickly to add this section to their shows.

Of the 26 shows which were held in 2012, 19 included the Classics, and every show which offered them had winners. Of the 16 shows which cancelled, 11 had included a Classics section.

53 different Classic-era cultivars were award winners. ‘Tahiti’ won six ribbons and ‘Pueblo,’ ‘Harmony Bells’, ‘Dainty Miss’ and ‘Stratosphere’ each won four awards.


Show chairmen who could stage the Classics section just after the Historics on the show bench felt that this was educational for show visitors. They found that the phrases “World War II to the Moon Landing” or “The Blitzkrieg to Woodstock” were helpful reminders of the dates for this section.

They also noted that non-exhibitors or newcomers recognized many of the entries in the Classics classes as daffodils already growing in their own garden. Many of them said they were going to make some entries next year. So this section can work as a bridge between the daffodil gardener and the daffodil show exhibitor.

If your local group would like to promote Classics entries, see the E-Media page for “Here Come the Classics!” which can be bought as CDs or downloaded from the ADS website. This includes a section on the Wister Award winners which are classics. “Some Show Worthy Classics” is a photographic reprise which serves as a companion presentation.

There is no Classics List, just as there is no Historics List—the date is the sole criterion. However, the Classics committee compiled a working list to check availability. Margaret Macneale has organized this extensive list and added all of the available commercial sources she could find.

Any show chairman or exhibitor who would like a copy of this list as a Word document can email me to request it. Contact me at [lmckdaffodils@aol.com](mailto:lmckdaffodils@aol.com).

And for a brief picture overview of some of 2012’s Classics winners, turn to pages pages 220–222. 

*Lmck*

## Top Classics Section Winners



**Albany, OR**

'Barrett Browning' (1948)

3 WWY-O

Exhibitor: Cynthia Emery

[Kirby Fong photograph]

**Washington, PA**

'Santa Claus' (1950) 4 W-W

Exhibitor: Chuck Outlaw

[Tom Stettner photograph]



**Murphys, CA**

'Daydream' (1960) 2 Y-W

Exhibitor: Nancy Tackett

[Kirby Fong photograph]



# In the 2012 ADS Shows

**National Show  
Baltimore, MD**

'Pewee' (1966) 3 W-GWP  
Exhibitors: Mitch and  
Kate Carney

[Tom Stettner photograph]



**Clinton, MS**

'Ormeau' (1949) 2 Y-Y  
(also Gold Ribbon)  
Exhibitor: Loyce McKenzie

[McKenzie photograph]



**Livermore, CA**

'Ice Follies' (1953) 2 W-W  
Exhibitor: Janet Hickman

[Kirby Fong photograph]



These blooms were brought from the East Coast to win the first ever Classic Three-Stem Ribbon awarded.

## More 2012 Classics Winners



### **Murphys, CA Best Classic Five-Stem Collection**

Back, from left: 'Tahiti' 4 Y-O (1956), 'Dream Castle' 3 W-W (1956),  
'Merlin' 3 W-YR (1956)

Front, from left: 'Leonaine' 2 W-P (1959), 'Harmony Bells' 5 Y-Y (1962)

Exhibitor: Bob Johnson

[Kirby Fong photograph]



### **Clinton, MS**

'Glenwherry'  
3 W-R (1947)

Exhibitor: Loyce  
McKenzie

[Steve Taylor  
Photograph]

## ***Photographers: Enter the National Competition!***

Anyone who would like to enter their photographs in the Photography Division of the National Convention Show should go to pages 136–137 of the December 2012 *Daffodil Journal*, where the rules, judging point scale, and the detailed listing of the classes appear. There is also a link to download this information on the ADS website’s convention information, under “Thursday’s Activities.”

There is no entry fee, and you do not have to be a member of the ADS to enter.

The registration deadline is *Tuesday, April 9, 2013*. Email registrations should be sent to the Photography Chairman, Tom Stettner, [tstettnerjr@cinci.rr.com](mailto:tstettnerjr@cinci.rr.com), or made by phone by calling 513-602-1994.



### ***‘Fencourt Jewel’ Used Abundantly***

The arrangement featuring ‘Fencourt Jewel’ (back cover) was created for the North Island National Show in New Zealand by Margaret Tyrell. Hybridizer Wilf Hall says “It multiplies well,” but that the many flowers needed were contributed by members of the Northern Daffodil Club, answering Margaret’s early request. [**Loyce McKenzie photograph**]

Pictured below is a pot of Wilf Hall’s 8 Y-O seedling 07T6 which was a welcoming feature at the restaurant at Ohau where the tour group was entertained at lunch by the Central Daffodil Group. [**Becky Matthews photograph**]



## *The ADS Show Season for 2013*

**Chriss Rainey**  
Awards Chairman

Just when I thought I'd figured out what needed to be said in the preface to another daffodil season, Mother Nature stepped in to steal my thunder. Two days ago as I juggled a few ideas in my head, I was outside in a cotton shirt with no jacket. Today it never got above 20 and tonight the thermometer will drop to the low teens here in the DC area.

Here's what I think will be a sure thing, in any case. Flowers will bloom, people will exhibit with enthusiasm, ribbons will get awarded, and the record books will be filled with the names of some first time winners, who will remember this year as the season **THEY** first caught yellow fever, never to be the same again. We don't know who these people are, but among them may be a future president of ADS and the next great American hybridizer.

It will be our job, as seasoned veterans of this hobby, to make sure these people, strangers as they may be at this point, are warmly welcomed to the show, space is made for them on the staging table, and endless explanations of the show schedule are patiently given, so they aren't tempted to give up prematurely before they ever get started.

Share your Show and Grow. Offer to help them fill out a few entry cards. Tell them why clocking a flower is important, and let them know the one with five petals isn't worth putting in the show, no matter how much they love the color. Last year with over ten show cancellations, we learned that the window of opportunity is fleeting, and this is true not only of blooms, but also of the chance to make that best first impression on someone whose whole life could be changed by how they are treated at one of our events.

Details are still forthcoming for shows in Cleveland, OH and Shelter Island, NY. Check the ADS website for further details on those locations. Use the contact information in the following list for other shows, if you are in doubt about them being held, should the weather start playing games with us again. And let me know if there are last minute changes. You could be the one to win one of the two new Intermediate Ribbons this year. I hope it's **YOUR NAME** I read on the next show report! 🌸



**March 2, 2013, Atlanta, Georgia,** Georgia Daffodil Society, Chattahoochee Nature Center, 9135 Willeo Rd., Roswell, GA 30075. Contact: Darrin Ellis-May, [darrinsdaffs@gmail.com](mailto:darrinsdaffs@gmail.com), 678 634-2282

**March 2–3, 2013, Livermore, California,** Alden Lane Nursery, 981 Alden Lane, Livermore, CA. Contact: Kirby Fong 790 Carmel Ave., Livermore, CA, 925 443-3888 [kfong@alumni.caltech.edu](mailto:kfong@alumni.caltech.edu)

**March 8, 2013, Dallas, Texas, Southern Regional Show,** Texas Daffodil Society, Dallas Arboretum, 8617 Garland Rd, Dallas, TX. Contact: Mary Ann Moreland, 528 East Tripp Rd., Sunnyvale, TX 75182, 972 226-2787, [geray@aol.com](mailto:geray@aol.com)

**March 9, 2013, Clinton, Mississippi,** Central Mississippi Daffodil Society, Alumni Hall Gymnasium, Mississippi College, Clinton, MS. Contact: Loyce McKenzie, 249 Ingleside Drive, Madison, MS 39110, 601 856-5462. [lmckdaffodils@aol.com](mailto:lmckdaffodils@aol.com)

**March 16, 2013, Maryville, TN, Southeast Regional Show,** East Tennessee Daffodil Society, First United Methodist Church 804 Montvale Station Road, Maryville, TN. Contact: Lynn Ladd, 1701 Westcliff Dr., Maryville, TN 37803-6301, 865 984-6688, [lladd1701@bellsouth.net](mailto:lladd1701@bellsouth.net)

**March 16–17, 2013, Conway, Arkansas,** Arkansas Daffodil Society's Fifty-first Annual State Show, Library of Faulkner County 1900 Tyler St., Conway, AR 72034. Contact: Jim Russell, [jwrusse@comcast.net](mailto:jwrusse@comcast.net) 901 652-8261

**March 16–17, 2013, Murphys, California,** Northern California Daffodil Society, Ironstone Vineyards, 1894 Six Mile Road, Murphys, CA. Contact: Bob Spotts, 409 Hazelnut Dr., Oakley, CA 94561, 925 625-5526, [robert\\_spotts@comcast.net](mailto:robert_spotts@comcast.net)

**March 23, 2013, Barco, North Carolina,** The Northeastern North Carolina Daffodil Society, NC Agriculture Cooperative Extension Facility 120 Community Way (at US Rt 158 & Avion Pkwy) Barco, NC. Contact: Clay Higgins, P.O. Box 369, Harbinger, NC 27941, 240 632-0002, or c. 301 814-4206, [clayhiggins@centurylink.net](mailto:clayhiggins@centurylink.net)

**March 23–24, 2013, Amity, Oregon,** Oregon Daffodil Society, Amity Elementary School, 302 Rice Lane, Amity, OR. Contact: Nancy Ellis, 16501 SE Fairview, Dayton, OR 97114-8620, 503 868-7507, [ellis@onlinenw.com](mailto:ellis@onlinenw.com)

**March 23–24, 2013, Fortuna, California,** Fortuna Garden Club, Fortuna River Lodge Conference Center, 1800 Riverwalk Dr., Fortuna, CA. Contact: Janean Guest, 707 498-3241, [janean@shovelcreek.com](mailto:janean@shovelcreek.com)

**March 23–24, 2013, Memphis, Tennessee,** The Mid-South Daffodil Society, Dixon Gallery and Gardens, Winegardner Auditorium, 4339 Park Avenue, Memphis, Tennessee 38117. Contact: Molly Hampton, 901 829-2598, [molhampton@aol.com](mailto:molhampton@aol.com), or Buff Adams, 901 834-0479, [mredbirds@gmail.com](mailto:mredbirds@gmail.com).

**March 23–24, 2013, Nashville, Tennessee,** Middle Tennessee Daffodil Society, Cheekwood Botanic Gardens 1200 Forrest Park Dr., Nashville, TN 37207. Contact: Becky Fox Matthews, 615 838-1359, or Anne Owen, [annieol203@comcast.net](mailto:annieol203@comcast.net)

**March 27–28, 2013, Gloucester, Virginia,** Garden Club of Gloucester, Ware Academy, 7936 John Clayton Memorial Hwy (Rt 14), Gloucester, VA. Contact: Petie Matheson, 804 693-4813, [rabbithill@cox.net](mailto:rabbithill@cox.net) or Betty Barr Ould, 804 693-3773

**March 30, 2013, St. Louis, Missouri, Central Regional Show,** Greater St. Louis Daffodil Society, Missouri Botanical Garden, 4344 Shaw Blvd., St. Louis, MO 63110. Contact: Gary Knehans, [garykjpw@yahoo.com](mailto:garykjpw@yahoo.com), or Lynn Slackman, [dslackman@aol.com](mailto:dslackman@aol.com)

**April 5–6, 2013, Indianapolis, Indiana, Midwest Regional Show,** Indiana Daffodil Society, Nature Center at Holliday Park, 6363 Spring Mill Road, Indianapolis, IN. 46260. Contact: Sara Kinne. 8899 Baby Creek Rd., Bloomington, IN 47408, 812 332-5603, [sara8899kinne@gmail.com](mailto:sara8899kinne@gmail.com), or Sue Luken, [chemocurl@hotmail.com](mailto:chemocurl@hotmail.com)

**April 6, 2013, Cranberry Twp., Pennsylvania,** Daffodil & Hosta Society of Western Pennsylvania, Soergel's Orchard & Gardens, 2573 Brandt School Road, Wexford, PA 15090. Contact: Stephen Plato, 415 Canterbury Trail, Cranberry Twp, PA 16066, 412 478-7865, [sjplato46@gmail.com](mailto:sjplato46@gmail.com)

**April 6, 2013, Princess Anne, Maryland,** Somerset County Garden Club, St. Andrew's Parish Hall, 30513 Washington Street, Princess Anne, MD 21853. Contact: Kathy Green 410 651-0556 or 443 880-6693, [Billscat1111@aol.com](mailto:Billscat1111@aol.com)

**April 6, 2013, Wichita, Kansas,** Wichita Daffodil Society, Minisa Park Shelter Building, 704 W. 13th St., Wichita, KS Contact: Margie Roehr, 594 North Broadmoor, Wichita, KS 67206, 316 682-3519, [horse\\_daffy@cox.net](mailto:horse_daffy@cox.net), or Ray Morrisette, 316 636-5562

**April 6–7, 2013, Cincinnati, Ohio,** Southwestern Ohio Daffodil Society, The Centennial Barn, 110 Compton Road, Cincinnati, OH, 45215. Contact: Linda Wallpe, 1940 Gregory Lane, Cincinnati, OH 45206, 513 221-4140, [lwallpe@gmail.com](mailto:lwallpe@gmail.com)

**April 6–7, 2013, Richmond, Virginia, Middle Atlantic Regional**, Virginia Daffodil Society, Lewis Ginter Botanical Garden, Edu. Bldg., 1800 Lakeside Ave., Richmond, VA 23228. Contact: Patty Bragdon, 804 740-4789, [gandpbragdon@verizon.net](mailto:gandpbragdon@verizon.net)

**April 6–7, 2013, Portland, Oregon, Pacific Region Regional Show**, Oregon Daffodil Society and the Portland chapter of the American Rhododendron Soc., Crystal Springs Rhododendron Garden, SE Woodstock Blvd. and SE 28th Ave., Contact: Steve Vinisky, 21700 SW Chapman Road, Sherwood, OR 97140, 503 625-3379, [stevev@cherrycreekdaffodils.com](mailto:stevev@cherrycreekdaffodils.com)

**April 9, 2013, Upperville, Virginia**, Upperville Garden Club, Buchanan Hall, 8649 John S. Mosby Hwy, Upperville, VA. Contact: Patricia McCann, P.O. Box 2171, Middleburg, VA 20118, 540 687-5229, [patilu222@aol.com](mailto:patilu222@aol.com)

**April 9–10, 2013, Severna Park, Maryland**, Dist. II, Federated Garden Clubs of Maryland, Our Shepherd Lutheran Church, Severna Park, MD., 400 Benfield Road. Contact: Marie Coulter, 342 Prestonfield Lane, Severna Park, MD 21146-1512, 410 647-8971, [Frankandmarie@verizon.net](mailto:Frankandmarie@verizon.net)

**April 12–13, 2013, Columbus, Ohio, ADS National Show**, Central Ohio Daffodil Society, Crown Plaza Hotel, 6500 Doubletree Drive, Columbus, OH. Contact: Betty Keahiler, 9330 Louisville Road, St. Louisville, OH 43071, 740 745-3424, [bkeahiler@windstream.net](mailto:bkeahiler@windstream.net) or Lynn Ladd, [lladd1701@Bellsouth.net](mailto:lladd1701@Bellsouth.net)

**April 13–14, 2013 Albany, Oregon**, Oregon Daffodil Society, Albany Library, 2450 14th Ave., Albany, OR 97321. Contact: Peggy Tigner, 27861 Pine View Rd., Brownsville, OR 97327, 541 466-3429, [tigner@centurytel.net](mailto:tigner@centurytel.net)

**April 16, 2013, Rye, New York**, Little Garden Club of Rye, The Jay Heritage Center, 210 Boston Post Road, Rye, NY 10580. Contact: Cheryl Adler, [cherylmadler@yahoo.com](mailto:cherylmadler@yahoo.com), 914 967-1560, or Amy Coleman, [alcoleman97@yahoo.com](mailto:alcoleman97@yahoo.com), 914 967-0633.

**April 16–17, 2013, Towson, Maryland**, Maryland Daffodil Society, The Shops at Kenilworth, 800 Kenilworth Drive, Towson, MD 21204. Contact: Jane Lynn 410 252-2575 [jrl0408@gmail.com](mailto:jrl0408@gmail.com), or Pat Parker 410 329-6513, [patpparker@aol.com](mailto:patpparker@aol.com)

**April 20–21, 2013, Chambersburg, PA**, Chambersburg Garden Club and Tuscarora Daffodil Group, First Lutheran Church, 43 West Washington St., Chambersburg, PA 17201. Contact: Richard Ezell, 334 Baltimore St., Gettysburg, PA 17325, 717 334-2304, [brownezell@earthlink.net](mailto:brownezell@earthlink.net) or Mitch Carney 301 432-4728, [mca1062357@aol.com](mailto:mca1062357@aol.com)

**April 20–21, 2013, Devon, Pennsylvania, Northeast Regional Show,** Delaware Valley Daffodil Society, Jenkins Arboretum & Gardens, 631 Berwyn-Baptist Road, Devon, PA 19333. Contact: Jocelyn Thayer, 535 Woodhaven Rd., West Chester, PA 19382, 610 399-0903, *j.thayer179@verizon.net*

**April 20–21, 2013, Youngstown, Ohio,** Fellows Riverside Gardens Daffodil Show, Fellows Riverside Gardens, Mill Creek MetroParks, 123 McKinley Ave., Youngstown, OH 44509. Contact: Norma Roden, 330 740-7116 x 206, *norma@millcreekmetroparks.org*

**April 20–21, 2013, Cleveland, Ohio,** Western Reserve Daffodil Society, Cleveland Botanical Garden, 11030 East Blvd., Cleveland, OH 44108. Contact: Daniel Bellinger, 341 Akron Road, Wadsworth, OH 44281, 303 608-4882, *Cuyahoga@neo.rr.com*

**April 24–25, 2013, Greenwich, Connecticut,** Greenwich Daffodil Society, Christ Church, 254 East Putnam Ave., Greenwich, CT, Contact: Susan Schieffelin, 42 Bruce Park Dr., Greenwich, CT 203 861-4130, *sustps@aol.com*

**April 27–28, 2013, Glencoe, Illinois,** Midwest Daffodil Society, Chicago Botanic Garden, 1000 Lake Cook Road, Glencoe, Illinois 60022. Contact: George Dorner, 20753 Buffalo Run, Kildeer, Illinois 60047, 847 438-5309, *george@dorners.net*

**April 27–28, 2013, Reston, Virginia,** Washington Daffodil Society Late Show, Walker Nature Education Center, 11450 Glade Drive, Reston, VA. Contact: Chriss Rainey, *triller7@verizon.net* or 703 391-2073.

**April 27–28, 2013, Nantucket, Massachusetts,** Nantucket Garden Club, Bartlett's Ocean View Farm, 33 Bartlett Farm Road, Nantucket, MA 02554 Contact: Donna Salvo, 917 921-7773.

**April 27–28, 2013, Washington, Pennsylvania,** Western Pennsylvania Daffodil Growers South, Joe Hamm's Barn, 99 Maple Road, Buffalo Village, Washington, PA 15301, Contact: Joe Hamm, 724 345-3762, *joehamm1@juno.com*

**May 4–5, 2013, Minneapolis, MN,** Daffodil Society of Minnesota, Bachman's Heritage Room, 6010 Lyndale Ave. South, Minneapolis, MN 55419, Contact: Margaret Macneale, *macdaff1@gmail.com* (home), *mmacneale@ifcsmpls.org*, (work), or Michael Berrigan, 651 779-6372, *mrberriگان@mmm.com*

**May 4–5, 2013, West Boylston, Massachusetts,** Seven States Daffodil Society, Tower Hill, West Boylston, MA, Contact: Nancy Mott, 38 Perkins Rd., Greenwich, CT 06830, 203 661-6142, *grancymott@aol.com*

# CHERRY CREEK DAFFODILS

FEATURING OUR OWN CREATIONS FOR EXHIBITION  
AND GARDEN. SHOW DAFFODILS FROM TOP  
HYBRIDIZERS AROUND THE WORLD.

WEBSITE: [WWW.CHERRYCREEKDAFFODILS.COM](http://WWW.CHERRYCREEKDAFFODILS.COM)

## Standard Daffodils

Cento 9W-GYR



Cornet Call 1YYW-P



Heart Fire 2W-P



## Intermediate Daffodils

Jeanie Driver 2W-P



Sunface 4Y-Y



Small Change 2W-P



## Miniature Daffodils

Piccolo Pete 1Y-Y



Apollo Gold 10Y-Y



Bee Jay 6Y-Y



CHERRY CREEK DAFFODILS

21700 SW CHAPMAN ROAD, SHERWOOD, OREGON, 97140, USA

PHONE 503.625.3379 • STEPHEN J. VINISKY •

E-MAIL: [STEVEV@CHERRYCREEKDAFFODILS.COM](mailto:STEVEV@CHERRYCREEKDAFFODILS.COM)

## *Changes to Classification*

‘Problem Child’ Change classification to 2 Y-GYP.


### *Complete U.S. Registrations 2011–2012*

<b>Raiser</b>	<b>Names Registered</b>
Brian Duncan	Orange Julius 2 W-O, (registered by Denis Dailey)
Daniel Bellinger	James Wright 9 W-GYO
Walter J.M. Blom	Gift Basket 1 Y-Y, Small Fancy 5 Y-Y, Sugared Fruit 1 W-W, Tenderly 7 Y-Y, White-on-white 1 W-W
David Karnstedt	Winter Wind 2 W-W (registered by Denis Dailey) Elda Gardiner 2 Y-P (registered by Pam Enger)
Harold Koopowitz	Baby Beryl 6Y-Y, Autumn Magic 12 W-G, Season’s Greetings 7 W-GWW (previously listed as Christmas Joy)
Henry Hartmann	Daddy Longlegs 1 Y-Y, Gold Flash 6 Y-Y
Manuel Lima	Lima’s Green Road 12 G-G, Lima’s Green Grace 8 G-G (both registered by Harold Koopowitz) Palo Verde 7 G-G (registered by Robert Spotts)
Mitchell W. Carney	Uncle Bob 2 YYW-WWP, Trego 9 W-GYR
Richard & Elise Havens	Celeste Aida 2 Y-P, Commencement 4 Y-P, Emperor Concerto 2 YYW-WWY, Garden Warbler 2 YYW-W, Golden Silence 7 Y-Y, Intelligence 1 W-Y, Pax Romana 1 W-P, Proliferation 7 W-W, Roseapple 2 W-P, Serene Meadow 5 Y-Y, Spring Grace 2 YYW-Y, Stone Mountain 4 Y-P, Sublimity 2 Y-P, West Plains 7 YYW-W
William G. Pannill	Lost and Found 2 Y-YYO, Napoleon Complex 1 YYW-P, Winky Dink 2 Y-P (all registered by David Burdick)
John Reed	Color Room 2 W-P, Godfather 2 W-R, Great Joy 2 W-P, Happy Retreat 2 W-P, Iced Tea 2 W-P, Memorial Day 2 W-P, Mesmerizing 2 Y-P, Mighty Mite 1 YYG-Y, Papasan 2 W-Y, Pleasant Hollow 6 Y-O, Ramallah 1 Y-Y, Strawberry Freckles 2 W-W/R, Wee Fergie 2 W-P

<b>Raiser</b>	<b>Names Registered</b>
Robert Spotts	Anasazi 3 WWG-GWW
Roberta Watrous	Reno Road 7 Y-O (registered by Eugene Cameron)
Theodore E. Snazelle	Mary Caroline, 7 Y-Y

Information about registrations has now been received from the RHS. A complete listing of all U.S. registrations is listed above.

*Mary Lou Gripshover*, U.S. Registrar



**South Mountain  
Flower Farm  
Offering Bulbs of  
Specialty Daffodils**

**Mitch and Kate Carney**

**5906 Clevelandtown Road, Boonsboro, MD 21713**

**Ph: 301 432 4728 e-mail: Mca1062357@aol.com**

**Non-Discrimination Policy**—The ADS Board, at the April 22, 2012 meeting in Towson, MD approved the following amendment to the By-Laws:

*The American Daffodil Society (ADS) does not discriminate on the basis of race, color, religion, creed, sex, gender identity, age, marital status, national origin, mental or physical disability, political belief, affiliation, veteran status, sexual orientation, and any other class of individuals protected from discrimination under state or federal law in any aspect of the access to its programs, membership, or treatment of individuals in its programs and activities, or in employment.*

This will be presented to the members at the Annual Meeting in 2013.

## *Actions of the Board of Directors, October 27, 2012*

The Board of Directors of the ADS met on October 27, 2012, in Nashville, Tennessee, with 40 directors present.

Reports of Regional Vice-Presidents, Standing Committees, Special Appointments, Committees, and Ad Hoc committees were posted on the Board website prior to the meeting.

**President:** Two new committee chairmen were announced: Anne Nigrelli, Nominating Committee, and Jason Delaney, Display Gardens.

New domain names were reserved for future use of the ADS Internet Services: DaffLibrary.com, DaffTube.org, and DaffWorld.org.

The printing of the ADS Data Bank will be discontinued.

The ADS will donate duplicate materials returned from Cherokee Garden Library, or which ADS has duplicates of, to the Huntington Library in California. One hard copy of the ADS minutes will be given to the Cherokee Garden Library in Atlanta. It was noted that both libraries are secure, controlled environments.

It was also noted that Sara Van Beck recently became a board member of the Cherokee Garden Library.

**Display Gardens:** A Russian contact has expressed interest in becoming a Display Garden and has joined ADS. DaffSeek has also added Russian to its roster of languages.

**Media Programs:** Work continues to provide informative PDFs and CDs for free downloads as well as movie DVDs, all from the ADS web store.

**Wister and Pannill Awards:** ‘Thalia’ 5 W-W has been chosen for the 2013 Wister award. Members voted between ‘Scarlet Tanager’ 2 Y-R and ‘American Classic’ 2 Y-WYY for the 2013 Pannill award. The result of the secret ballot will be announced in Columbus.

**Miniatures:** ‘Endearing’ 7 Y/W-Y was added to the Approved List.

The committee is testing a group of future candidates each season.

### **Future Conventions:**

For the 2013 Convention in Columbus, April 11–14, Jason Delaney will be the keynote speaker on Saturday night.

The dates for the 2014 Convention in Little Rock, Arkansas, are March 26–30.

For the 2016 World Convention in Saint Louis, Lynn Slackman and Jason




Delaney are already leading an active committee in planning.

**Convention Guidelines Manual:** The Board adopted the 2012 “Guidelines for the ADS National Convention and Show” as official ADS guidance to future groups considering hosting a convention.

The Board voted that only the 2<sup>nd</sup> VP, 1<sup>st</sup> VP or the President be authorized to sign contracts of financial indebtedness, and that the local group hosting the convention will receive \$5 per registrant.

**Duplicate Library Materials:** Publications to which the ADS does not hold copyrights, and which are already in the Cherokee Garden Library and the Huntington Library will be auctioned to ADS members who are at the 2013 convention. (See page 205 for further details.) The ADS Library will be posted on the ADS website soon.

**Additional ADS Show Awards:** Beginning with the 2013 shows, two new Intermediate Awards will be available to exhibitors: the Best Collection of Five Intermediate Daffodils in the Intermediate Section, and the Best Set of Three Intermediate Blooms in the Intermediate Section or the Best Set of Three Intermediate Blooms in Multivase Collection Classes.




***Applications Welcomed for Position of ADS Executive Director***

Jaydee Ager, who has filled the position of Executive Director since April 2006, will be leaving this job on December 31, 2013. It is highly desirable that a successor be chosen quite soon, so that the transition can go smoothly.

If you would—

- a) Like to apply for the position
- b) Like to recommend an ADS member you believe would be highly qualified
- c) Like to know more about the duties and the skills needed for this job

please write or email the chairman of the Search Committee, Lynn Ladd, 1701 Westcliff Drive, Maryville, TN 37803-6301, 865-984-6688, [lladd1701@bellsouth.net](mailto:lladd1701@bellsouth.net)



# ***JUDGES FORUM***

***Carolyn Hawkins***  
ADS Judging Schools Chairman

***Julie Minch***  
ADS Credentials Chairman


**JUDGES:** As you look forward to the 2013 season take a few minutes and reread the Guidelines for Judges in the Handbook and then scan through the “Etiquette and Ethics for Judges” chapter on pages 112–113. This will prepare you to be ready and to know where to refer to when “things happen” at the shows and how to handle them. Send any questions or quandaries that come up in the judging of the shows this spring to me. I can then get various experienced judges to help with answers. Carolyn Hawkins, [carolyn9999@comcast.net](mailto:carolyn9999@comcast.net)

**SHOW CHAIRMEN:** Suggestions for Clerks’ Duties has been prepared. If you want a copy you can email me. Then you can adjust these ideas to fit your show and needs. And please do invite Student Judges for your judging panels. They really need and want the experience of those who are already accredited and have knowledge to share. A list is available of all judges from Julie Minch, ADS Credentials Chairman, [julesmin@gmail.com](mailto:julesmin@gmail.com)

## **ADS DAFFODIL JUDGING SCHOOLS:**

- **School II, March 9–10, 2013**—Dallas, TX. Contact: Mary Ann Moreland, 528 E. Tripp Road, Sunnyvale, TX 75182-9547, 972-226-2787, [geray@aol.com](mailto:geray@aol.com), Dallas Arboretum and Botanical Garden, Dallas, TX. (Show March 8, 2013)
- **School III, March 22, 2013**—Currituck County Agriculture Extension Center, 120 Community Way, U.S. Rte 158 & Aviation Parkway, Barco, NC 27917. Contact Clay Higgins, 252-491-9268, [ClayHiggins@centurylink.net](mailto:ClayHiggins@centurylink.net)

- **School I, March 22, 2013**, Nashville, TN. Contact: Becky Fox Matthews, 1006 Waller Road, Brentwood, TN 37027, bfoxmatt@united.net, 615-838-1359 (Cell), Cheekwood Botanical Gardens. (Show March 23–24<sup>th</sup>)
- **School I, April 11, 2013**, Columbus, Ohio (at ADS Convention Hotel—Separate registration from ADS Convention). Contact: Carolyn Hawkins, 1360 Creek Vista Dr., Cumming, GA 30041  
**NOTE: New mailing address**  
770-855-4248 (Cell), carolyn9999@comcast.net



More than 100 selected  
true to name daffodils!

**COLOR BLENDS<sup>®</sup>**  
**WHOLESALE FLOWERBULBS**

OUR ROOTS... ARE BULBS<sup>™</sup>

**WWW.COLORBLENDS.COM**

**1-888-847-8637**

### .... *From The Editor's Worktable*

Take your camera to the show. Your local show, regional and national convention shows, and also to members' gardens, the best gardens near "away" shows you attend, and of course all the enticing tour gardens at conventions.

Do it for yourself, to capture memories and ideas. Do it for friends who didn't get to go. Do it for local programs, for inspiration about growing more daffodils just right for your region. And do it for local publicity possibilities, for your region's bi-annual newsletters, and of course, do it for Daffnet, Daffseek, and the *Journal*.

Today's digital cameras let you quickly and almost without thinking shoot hundreds of pictures to get a dozen "keepers."

I said "almost without thinking." If you aspire to see your own photographs in the *Journal*, please remember these suggestions:

- a. If you're shooting a Gold or a White winner, take the picture of the flowers, up close. The whole display, with your big ribbons, is for your scrapbook. Div. 1, 2, 6 and 10 daffodils often are best shot from a side view, to show distinctive characteristics of the cup.
- b. Always notice the clutter in the background...the camera will. Many shows set up a photography station, with a background and good light. Or take your own tri-fold poster board.
- c. Be aware of the pictures you might want to shoot both vertically and horizontally. This applies most often to landscapes and to five-stem collections.
- d. Take notes: cultivar name, exhibitor name, class name.

If you are planning to send pictures for the *Journal*, do that first, before you add all the on-picture identifications required for Daffnet and Daffseek. (See Daffnet's "How to Create a Post.")

Daffodils aren't the only photo-op subjects at shows—take pictures of the daffodil people, too. Just two or three, and a very happy closeup—or one identifiable person hard at work.

If you feel that you don't know as much as you'd like to know about photographing daffodils, look for three March *Journals*, 2007 ("Photographing Daffodils with Your Digital Camera" p. 150), 2008 ("What is White Balance" p. 215, and in March 2011, pp. 217 ff, (Photographing Collections, Vignettes, Landscapes, and People).

Send your pictures to me by email or as a CD.

But none of this can happen if you don't take your camera to the show.

*Loyce McKenzie*

# Brent and Becky's Bulbs' Award Winning Line Up

More Wister and Pannill Winners than any other source! \*

All conveniently located online at:

[www.brentandbeckysbulbs.com](http://www.brentandbeckysbulbs.com)



2013 Winner!

7900 Daffodil Lane  
Gloucester, VA 23061  
Toll Free 877-661-2852  
TELL US YOU'RE WITH A.D.S.

\* So we are told...!

## E-Media Programs

Searchable PDF format on CD unless indicated otherwise. Each CD or DVD costs \$10, with the exception of *The Daffodil Journal* 1964–2004 DVD which is \$40. DVDs are data DVDs unless otherwise noted.

Available from the Executive Director or <http://stores.daffodilusastore.org/StoreFront.bok>

More information about each program at <http://stores.daffodilusastore.org/StoreFront.bok>

Presentations marked with † may be downloaded at no charge from the ADS web server at <http://www.daffodilusa.org/references/references.html>. Presentations marked with § are Flash movies (to become) playable from the aforementioned site but temporarily playable from [https://dl.dropbox.com/u/87784382/ADS\\_Videos.html](https://dl.dropbox.com/u/87784382/ADS_Videos.html)

### PRESENTATIONS FOR AUDIENCES

†**Let's Grow Daffodils!**, 2011

§**Let's Grow Daffodils!** (the movie), 2011, video DVD

§**Show Your Daffodils!**, 2012, video DVD

†**Here Come the Classics!** and **Some Show Worthy Classics**, 2012, Macneale and McKenzie

†**Exhibiting and Judging Historic Daffodils**, 2010, ADS Historics Committee

†**Judging Intermediates**, 2010, Spotts, video DVD

†**Daffodils in the Landscape**, 2005, Bankhead

†**Miniature Daffodils**, 2005, Bankhead

†**New Developments in Miniature Breeding Around the World**, 2008, Bankhead

†**Outstanding Modern American-Bred Daffodils**, 2005, Bankhead

†**Show Winners 2010**

†**Show Winners 2011**

†**Show Winners 2012**

### NEWER REFERENCES FOR INDIVIDUAL STUDY

§**Show Your Daffodils!**, 2012, video DVD

†**Historic Daffodils**, 2007, reference collection of photographs

†**Intermediate Daffodils**, 2006, reference collection of photographs

†**Miniature Daffodil Cultivars**, 2006, reference collection of photographs

†**More Than You Ever Wanted to Know About Daffodils**, 2006, Hess, a large compendium of daffodil information

**Division 10 and the Warm Climate Revolution**, 2008, Trevanion, mostly Trevanion seedlings

**Miniatures Downunder**, 2008, Trevanion, mostly Trevanion seedlings

**Prevention and Management of Daffodil Diseases**, 2007, Chastagner, slides from a 2007 talk

### 1955–1964 DIGITIZED ARCHIVAL MATERIAL FOR INDIVIDUAL STUDY

**American Daffodil Society Yearbooks**, 1956, 1957–58, 1959, 1960, 1961, 1962, 1963, 1964, and **Washington Daffodil Society Yearbook 1955**, DVD

**American Horticultural Society Yearbooks** 1935, 1936, 1937, and 1938

**Archival ADS Library**—George Lee's Notebooks and Barbara Fry's notes on Tazettas, DVD

*The Daffodil Journal* 1964–2004, DVD [\$40]

*The Daffodil Journal* 2004–2008, DVD

**Historic Daffodil Catalogs**, archival information, DVD

**Hybridizing & Health**, archival selections from the ADS Library

**Oregon Bulb Farms**, archival information

**Narcissus Taxonomy, Botany, and Monographs, Oh My!** Archival information, DVD

**Species and Travel**, archival information

*The Daffodil Bulletin*

## Publications ~ Services ~ Supplies

*Available from the ADS Office of the Executive Director*

*Please allow a minimum of three weeks for orders to be processed and sent to you.*

ADS History: The First Fifty Years .....	\$10.00 (10 or more, \$9.00 each)
Miniature Daffodil Cultivars—A Guide to Identification, Illustrated in Color.	\$20.00
Handbook for Growing, Exhibiting and Judging Daffodils (without binder).....	\$8.50
Handbook with binder .....	\$20.50
Journal Binder .....	\$12.00
Miniature List .....	found on ADS website
List of Judges.....	request from: <a href="mailto:julesmin@gmail.com">julesmin@gmail.com</a>
Daffodils for North American Gardens*, Heath (new edition, signed by authors)	\$12.00
*Additional USPS library/media rate postage of \$5.50 necessary	
Daffodils in Florida: A Field Guide to the Coastal South*, Van Beck.....	\$24.00
*Additional USPS library/media rate postage of \$5.50 necessary	
Daffodil Pests and Diseases, Snazelle.....	\$5.00
Daffodil Culture (1996) Merrill .....	\$7.95
Show entry cards—standard or miniature ( <i>specify size</i> )... 500 for \$30.00 or 1000 for \$50.00	
Daffodils to Show and Grow 2011 .....	\$12

**Georgia residents add 7% sales tax**

Unless otherwise shown above, prices include postage in USA. Make checks payable to American Daffodil Society, Inc. and mail to address below. Most items above can also be ordered at the ADS webstore: [www.daffodilusastore.org](http://www.daffodilusastore.org). Communication is invited concerning out-of-print publications on daffodils. Copies of these are sometimes available, or names will be placed on a want list.

**American Daffodil Society:** Jaydee Ager, P.O. Box 522 Hawkinsville, GA 31036-0522,  
478-783-2153, [jaydeeager@gmail.com](mailto:jaydeeager@gmail.com)

**ADS Homepage:** [www.daffodilusa.org](http://www.daffodilusa.org) • **ADS Web Store:** [www.daffodilusastore.org](http://www.daffodilusastore.org)

**ADS Daffodil Database:** [www.DaffSeek.org](http://www.DaffSeek.org)

**PLEASE CHECK THE BACK COVER OF THIS *JOURNAL* FOR YOUR DUES PAID-THRU DATE—AND RENEW YOUR DUES RIGHT AWAY IF YOU ARE PAST DUE.**

We don't want you to miss a single issue of this award-winning *Journal!* Contact us if you have questions. We no longer send individual dues notices in order to save money so that we can keep dues as low as possible. We want to convert everyone to pay dues on July 1<sup>st</sup>, so please align with that payment date by figuring that each *Journal* has a value of \$5.00 and pro-rate as necessary.

*The Daffodil Journal*  
ISSN 0011 5290  
P.O. Box 522  
Hawkinsville, GA 31036-0522  
Address Service Requested

Periodicals postage  
paid at Hawkinsville, GA  
and additional mailing office

