

# *The Daffodil Journal*



*The American Daffodil Society, Inc.*  
*Volume 45 Issue 3*

*March 2009*

# THE DAFFODIL JOURNAL

ISSN 0011-5290

Quarterly Publication of the American Daffodil Society, Inc.

Volume 45

March 2009

No.3

## OFFICERS OF THE SOCIETY

**George Dorner** – President; 20753 Buffalo Run, Kildeer, IL 60047; 847-438-5309;  
*george@dorners.net*

**Kathy Welsh** – First Vice President; 10803 Windcloud Ct., Oakton, VA 22124;  
703-242-9783; FAX 703-242-8587; *kathywelsh01@aol.com*

**Becky Fox Matthews** – Second Vice President; 1006 Waller Rd., Brentwood, TN 37027;  
615-776-2913; *bfoxmatt@united.net*

**Sally Nash** – Secretary; 247 Polpis Road, Nantucket, MA 02554; 508-228-4912;  
*Sally@Polpis.com*

**Spencer Rainey** – Treasurer; 2037 Beacon Pl., Reston, VA 20191; 703-391-2073;  
*sjrainey@verizon.net*

**Rod Armstrong** – Immediate Past President; 7520 England Dr., Plano, TX 75025;  
972-517-2298; FAX: 972-517-2218; *rla1944@verizon.net*

**Jaydee Ager** – Executive Director; P.O. Box 522, Hawkinsville, GA 31036; 478-783-2153;  
*jager@dishmail.net*; Shipping address: 969 Unadilla Hwy., Hawkinsville, GA 31036

All communication regarding memberships, change of address, receipt of publications, supplies, ADS records, and other business matters should be addressed to the Executive Director.

*The Daffodil Journal* (ISSN 0011-5290) is published quarterly (MAR, JUN, SEP and DEC) by the American Daffodil Society, Inc. Periodicals postage paid at P.O. Box 522, Hawkinsville, GA 31036 POSTMASTER: Send address changes to *The Daffodil Journal*, P.O. Box 522, Hawkinsville, GA 31036

Membership in the American Daffodil Society includes a subscription to *The Daffodil Journal*.  
© 2009 American Daffodil Society, Inc.

**Loyce McKenzie**, Editor, *The Daffodil Journal*, 249 Ingleside Drive, Madison, MS 39110;  
601-856-5462; *Lmckdaffodils@aol.com*

**Keith Isbell**, Publications Chairman, 513 Laurelwood Drive, Flowood, MS 39232;  
601-613-8927; *isbellkeith@aol.com*

**Deadline for the next issue: May 10, 2009**

**To join ADS or renew dues, make checks payable to ADS and mail to:  
P.O. Box 522, Hawkinsville, GA 31036-0522.**

**You can also join, renew and order publications and supplies  
at our ADS webstore: [www.daffodilusastore.org](http://www.daffodilusastore.org)**

**For a list of ADS publications and merchandise, see inside back cover.**

**MEMBERSHIP DUES** ..... **American Daffodil Society**  
Individual ..... per year, \$20.00; three years, \$50.00  
*International members may wish to consider paying for additional air mail postage. Contact the Executive Director to make arrangements.*  
Household/Family ..... per year, \$25.00; three years, \$60.00; one copy of the *Journal*.  
Youth, through 20 years of age at time of application ..... per year, \$5.00  
Individual Sustaining Member ..... per year, \$50.00  
Individual Contributing Member ..... per year, \$100.00  
Individual Life Membership ..... \$500.00

**ADS Website - [www.daffodilusa.org](http://www.daffodilusa.org) Database - [www.daffseek.org](http://www.daffseek.org)**

# *The Daffodil Journal*

March 2009

Volume 45

Issue 3

## ***Miniatures Symposium***

Bulbocodiums and their Hybrids.....	Lawrence Trevanian – 166
Parents and Children.....	Delia Bankhead – 174
New Approaches to Breeding Miniatures .....	Harold Koopowitz – 177
With Imagination, and a Little Luck .....	Larry Force – 180
Breeding Small Daffodils .....	Leone Low – 183
A History of Miniature Daffodils .....	Nancy Wilson – 186

<i>Daffodil Destinations: Gloucester Festival</i> .....	Susan Appel – 194
From the President’s Desk .....	George Dorner – 195
Growing Icicles in Michigan .....	Gary Knehans – 196
A New Study of Narcissus .....	B.J.M. Zonneveld – 198
Opportunities on the ADS Website .....	Nancy Tackett – 199

## *2009 American Daffodil Society Convention:*

Registration Blank .....	– 200
Chicago 2009: “My Kind of Town!” .....	Jill Griesse – 202
Hotel and Transportation Information .....	– 206
Wells Knierim Photography Award .....	– 207
Bulletin Board .....	– 208

<i>Around the Regions: Georgia Daffodil Society</i> .....	_ 210
From the Executive Director’s Computer .....	Jaydee Ager – 211
2009 American Daffodil Society Shows .....	Chriss Rainey – 212
Blue Ribbons on a Budget.....	Bob Huesmann – 218
New ADS Display Gardens for 2009 .....	Sara Van Beck – 224
Would You Like to Be a Variability Scout? .....	– 227
A Dozen New Youth Memberships This Quarter .....	– 231
Encourage Your Youth! .....	Kate Carney – 234
From the Editor’s Worktable .....	Loyce McKenzie – 238

## **Front Cover:**

Symposium sampling: Clockwise from top – Bankhead’s ‘Twin Towers’ x ‘Candlepower’, Trevanian’s “frilly bulbocodium”, Koopowitz’s ‘Little Ruby’ x *N. Dubius*, Low’s ‘Aviva’, Force’s ‘Snipe’ x ‘Swagger’.

## **Back Cover:**

“Trin, Running” – Springtime in Southern Arkansas.

*Char Roush photograph.*

## Watrous Collection

### Livermore, California

Exhibitor: Marilyn Howe  
and Harold Koopowitz

Top: 03-324 8 W-W,  
(‘Pink China’ x *N. dubius*),  
03-234/2 8 W-P

(‘Pink China’ x *N. dubius*),  
03-089 3 Y-Y

(‘Pink China’ x *N. assoanus*,  
03-234/3 2 W-P

(‘Pink China’ x *N. dubius*),  
03-234/6 2 W-Y

(‘Pink China’ x *N. dubius*)

Middle: 03-266/1 2 W-P

(‘Viennese Waltz’ x *N. dubius*),  
99-108 7 Y-Y

(‘Little Gem’ x *N. jonquilla*),

‘Itsy Bitsy Splitsy’ 11a Y-O,

05-242 12 W-Y

(‘Beryl’ x seedling)

Bottom row:

04-054 7 Y-Y

(*N. jonquilla* x *N. assoanus*),

04-143 10 W-W

[*N. cantabricus*]

05-018 7 Y-Y

(*N. rupicola* x *N. willkomii*)

Photograph: Kirby Fong



### Murphys, California

Exhibitor: Jon Kawaguchi

Top: ‘Yellow Xit’ 3 W-Y,

‘Crevette’ 8 W-O.

*N. jonquilla* (early form)

13 Y-Y, ‘Minnow’ 8 W-Y

Middle: ‘Xit’ 3 W-Y

‘Sabrosa’ 7 Y-Y, ‘Snipe’

6 W-W, ‘Gadget’ 10 Y-Y

Front: Oregon Petticoat

Group 10 Y-Y, ‘Moncorvo’

7 Y-Y, Idol group 7 Y-Y,

*N. bulbocodium* 13 Y-Y

Photograph: Kirby Fong

# Winners in 2008 Shows



## Chillicothe, Ohio

Linda Wallpe, exhibitor.

Top: 'Mite, 6 Y-Y,  
Yellow Xit' 3 W-Y,  
'Sundial, 7 Y-Y, 'Xit' 3 W-W,  
'Hummingbird' 6 Y-Y

Middle: *N. cordubensis* 13 Y-Y,  
'Snipe' 6 W-W,  
'Minnow' 8 W-Y,  
'Sassy' 12 Y-Y.

Bottom: 'Little Sunshine' 6 Y-Y,  
*N. cyclamineus* 13 Y-Y,  
'Spring Overture' 6 Y-Y

Photograph: Tom Stettner

**The Roberta C. Watrous Award is given for the best collection of twelve miniature cultivars and/or species from at least three divisions.**

**The Watrous Silver Medal is awarded at local and regional shows, and the Watrous Gold Medal is given at National shows.**

**Shown below is a collection of 24 different seedlings, exhibited by the hybridizers, Harold Koopowitz and Marilyn Howe at the Murphys, CA show.**

**This exhibit is an example of what will be the new Premier class offered at ADS shows this spring season. Regional and local shows may offer this class, and three smaller ones for seedlings exhibited by hybridizer.**

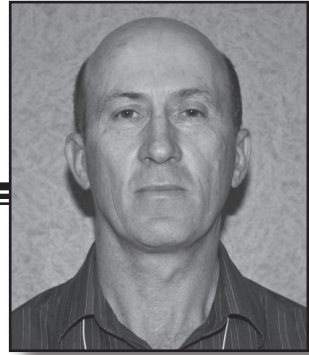
Photograph: Ben Blake



## Bulbocodiums and Their Hybrids

---

*Lawrence Trevanion*  
Canberra, Australia



What can I say to people in the United States about division 10 when many of you can't grow them outside? What is the sense in me telling you that, unlike any other flower, they flower prolifically throughout the winter and they produce so much seed that they grow like weeds when the only thing many of you grow in winter is ice?

I don't for a moment pretend to understand your climates. I have heard that in Minnesota the winter is ice, the summer is hot and spring lasts 5 minutes. To me it seems that soil and climate is a language you have to learn and that many of us speak very different languages.

Bulbocodiums grow from Mediterranean sea-level to the High Atlas Mountains (11,500 ft / 3,500m) in Morocco; from the Anti-Atlas Mountains in Morocco to Southern France (30-45 degrees latitude); in acid to alkaline soils; and from permanently wet conditions to severe summer baking. It seems to me that Middle America ought to be able to grow them, but I gather many of you will never be able to grow them outside in winter.

Bulbocodiums tend to put up foliage in autumn/winter (as do jonquillas and tazettas). Presumably they like good winter light. They can withstand severe frosts, much more so than tazettas, but apparently cannot cope with an extended freeze.

Division 10 breeding is part of a growth of daffodil breeding into the warm Mediterranean climates – ironically the home of most of the wild daffodils. This is a good thing – it is okay for us to breed daffodils that don't grow in Northern Ireland (and it would be nice if we could make them envious from time to time). It will be grand when the Californians and Southerners start to have autumn and winter daffodil shows and festivals.

But I hope that what I have to show today is not entirely irrelevant to most growers in the United States, -that, just as most of us can grow at least one daffodil from Northern Ireland, perhaps in time, some of the breeding

we do in warmer climates will filter through to the colder climates. Recently I have noted that some bulbocodiums position themselves near the surface and others very deep in the soil. My guess is that late flowering deep-bulbed division 10s are mostly likely to succeed in the more challenging parts of the USA.

As a youth I used to plant daffodils along the fence lines so that the stock would not tread on them. This is my core experience of daffodils: that they are incredibly hardy and that they will always sprout and flower in the springtime.

I first started growing daffodils as an adult in Perth, Western Australia. The summers are hot and dry, the winters wet and the soil sand. With lots of watering the bulbocodiums thrived. I recall when I was preparing to move to Canberra in the month of December, which is early summer and the equivalent to July here in the USA, I had to lift bulbs to dry them off and found that some of them still had flower buds coming. (It may have been *bulbocodium serotinus*.)

I moved to Canberra, which is up the mountains from the coast, low by US standards (about 600m). The soil is a clay loam, the winters are cold, certainly much colder than Perth, and the summers variable but often hot. We are currently in our worst drought on record. Only hand watering is permitted and there doesn't seem to be any prospect of these restrictions ending. The golden age of water seems to have ended. In Canberra, many daffodils are much easier to grow, but not, of course, the tazettas. Frosts can get down to -8C but the last couple of years have seen milder night time temperatures in winter. It probably did not get much below -4C this year and under these conditions the bulbocodiums bow over in the frost and then stand up again as they warm up. This sort of treatment does not inhibit them from self seeding, unlike the tazettas whose ovaries are destroyed by this sort of treatment.

The daffodil season, for me, is roughly like this:

The first flowers are the tazettas. 'First Stanza' blooms in February if it is put in the shade and watered. *N. elegans* can flower early March but also into May. *N. viridiflorus* flowers in April. The bulbocodiums start in May but earlier if they are watered. When I first moved to Canberra, they responded to the relative coolness and started flowering in early March. This suggests that bulbs respond to changes in conditions rather than to particular temperatures or moisture levels.

In July the *pseudonarcissus* (including *cyclamineus*) start, as does very early *N. triandrus concolor*. In August the *triandrus* start properly

***Lawrence Trevanion's seedling miniatures***






# Harold Koopowitz's seedlings



'Little Ruby' x 'Candlepower'



'Apricot Blush' x *N. Dubius*



'Little Ruby'  
x 'Candlepower'



'Equation' x *N. Fernandesii*



'Pink China' x 'Swagger'

as do the early jonquilla and divisions 1-4. The early poets start early mid September. The tazettas and pseudonarcissus finish in September and pretty much all the rest in October. In summary, daffodils are flowering in Canberra for 7 months of the year.

A graph of this information suggests to me that warm climate breeders can do more, and for longer, than anyone else. One wonders if they can pull the flowering times of many divisions back into autumn. Given the diversity in the tazetta section, perhaps tazetta breeders should worry less about 'Matador' and poets, and breed fertile hybrids within the section.

Tazetta breeding is difficult for me because the seed pods are destroyed by winter frost. *N. elegans* seed (and *N. miniatus*) ripens in the autumn but its hybrids with the usual tazettas struggle to do so. Therefore, for me, 3 months of the year are dominated by bulbocodiums, which is why, despite my early misgivings about them, I have come to admire them and breed so many of them. Bulbocodiums seems to be the hardiest winter daffodils. This is probably because they produce more flower surface to stem and leaf mass, i.e., they do not need to grow as much to produce flowers. Often winter flowers are very short stemmed.

One of the ironies of daffodil breeding is that one learns to discard daffodils. When one has so many and they die of their own accord, it becomes very hard to regard any particular plant as precious. I have gotten used to murdering daffodils and I don't think of any particular one as irreplaceable. In the long term, the effect of this negligence will hopefully be horticultural daffodils that can be neglected. Secondly, I had hoped to come here with my bulbocodium pedigrees mastered- so that I could show you the breeding of whites from *N.obesus* for example, or explain where the size comes from. This understanding of pedigrees will have to remain a future project.

The chromosome numbers of species bulbocodiums are quite variable (14 - 56 chromosomes) but I have never paid any attention to the matter and I have found that even obviously sterile bulbocodiums will set seed. (*N. obesus* hybrids ought to be sterile, for example, but I don't find them to be so.) I now wonder if there is a special fertility in bulbocodiums that might be transferable to other divisions. There are natural tetraploids that offer the possibility of fertile inter-sectional hybrids but I have been almost completely unsuccessful crossing bulbocodiums with other Sections.

Bulbocodiums come in colors from sparkling white to very deep yellow. Green sometimes appears on the perianth – sometimes as a fully green perianth, sometimes as a tip, and sometimes as green veins. (What

sort of bicolour is a 10G-Y?) The green can be very attractive and should not be judged, in my opinion, as a color fault. There are also bicolors and reverse bicolors. Obviously, whenever the perianth is narrow, its coloring will have little impact. I have one seedling with the hint of a rim.

In size, bulbocodiums range from miniscule to larger than the accepted size for miniatures. Occasionally 2 headed flowers appear but I have no seedlings that are reliably 2 headed and none that are attractive. I have never seen a doubled bulbocodium but have kept an eye on strange warty types. These I see as being most like doubles because there is some confusion between the anthers and corona.

In form, bulbocodium perianths range from reflexed to deflexed. Reflex looks silly to my eye but deflexed perianths can look cosy and, in my view, can add appeal to the flower such that I personally would not penalise a flower just because the corona lay forward against the corolla. Coronas range from conical to petunioide, with incurved and outcurved rims, with ruffles, pleats and serrations. Lobes of three and six are possible and can be so deep that the flower is technically division 11. Typically the splits are 11b in character but I have one that appears to be 11a.

Intersectional hybrids are hard to achieve. Bulbocodiums with their distinct anthers, stigma and pollen are quite different from other daffodils and progress with these hybrids may be slow. I have flowered just one from 'Alfriston' x bulbocodium. This plant has proven vigorous and surprisingly fertile so it may be that intersectional hybrids will prove to be a very important new area of breeding. 🌸


*If you wish to correspond with Lawrence Trevanion about the topics discussed in this article, email him at [ltrev@pcug.org.au](mailto:ltrev@pcug.org.au).*

Narcissus

EXTENSIVE LISTING OF  
VEGETATIVELY PROPAGATED BULBS

*Nancy R. Wilson*

**CATALOG \$1**  
6525 BRICELAND-THORN ROAD  
GARBERVILLE, CALIFORNIA 95542  
e-mail: [nwilson@asis.com](mailto:nwilson@asis.com)  
VISIT OUR WEBSITE: [www.asis.com/~nwilson/](http://www.asis.com/~nwilson/)




## Leone Low's Miniature Hybrids



**'Roundita' 1 Y-Y**  
(*'Silken Sails'* x *N. concolor*)  
Photograph: Kirby Fong



Lovely,  
but unnamed



**'Leota Mill' 2 Y-YOO**  
(Duncan D727 x unknown)  
Photograph: Kirby Fong



**'Cynthia'**

The one that just  
might be too large.

# Larry Force's Miniature Seedlings



'Mitzu' x 'Swagger'



'Snipe' x 'Swagger'



'Little Star'  
x 'Spring Overture'



'Cambourne' x 'Candlepower'



'Gipsy Queen' x 'Little Beauty'

## Parents and Children or How I Fell Into Breeding Miniatures

---

*Delia Bankhead*  
Hendersonville, NC



When I began growing miniature daffodils in the early 70s, I was not very impressed with them. Many had poor form, thin substance and little or pale color. Even the later introductions showed little improvement, most being repeats of older crosses. It seemed to me that what we needed were **better parents**. All the great hybridizers have stressed using only the very best flowers for breeding, but where to find really good miniature parents?

When I received a bulb of ‘Candlepower’ in 1975, I thought it might be a beginning toward improving miniatures if there were a flower with wide, overlapping petals to mate with it. It is smooth and has good substance and bright white color, but it is very starry.

John Blanchard has led the way into new paths for breeding miniatures, first with his cross of *N. atlanticus* x *N. cuatrecasii* which produced ‘Pequenita’, 7 Y-Y but really a Division 2. This was a truly significant cross of two species, one white, one yellow, from the same section of the species, the Apodanthe. He knew that progeny from such a cross could lead to further generations in miniature breeding. ‘Pequenita’ has consistently good form. It is well balanced, with wide overlapping petals and good substance. It has the capability of producing both white and yellow flowers, and has given me a creamy white Division 2 the image of its parent, only slightly smaller. It is registered as ‘Tuppence’ 2 W-W. It is fertile, at least as a seed parent, as I have OP seed from it.

From Blanchard’s cross with *N. dubius*, he has shown the way for further opportunities for breeding color into miniatures. Nothing in the miniature world has excited me quite as much as seeing ‘Crevette’ 8 W-O as a seedling in the 1986 London show. Two florets of impeccable form, substance to spare and gorgeous apricot cups!

These three flowers, ‘Candlepower’, ‘Pequenita’ and ‘Crevette’, were the inspiration for trying my hand at breeding miniatures! I knew I would have to limit the number of seedlings I am able to grow. I decided at the

outset to focus only on flowers with white perianths and white or colored cups. My typical practice has been to use white miniature pollen (cultivars and species) on to small colorful standards. Most of my crosses have been with three notable pinks: 'Brooke Ager' and 'Pink China', both 2 W-P, and 'Newcomer' 3 W-P, which holds its color better than any other pink in my garden. I also have a few seedlings from the strongly colored poets 'Vienna Woods' and 'Ballydorn' and the incandescent 'Lutana' 2 W-O, but these have yet to flower.

The pollen parents are usually *N. dubius* (thanks to the generosity of Harold Koopowitz as I can't get it to flower), *N. triandrus*, *N. watieri*, 'Candlepower' and 'Camborne', both 1 W-W.

('Camborne' has wide, overlapping petals and a nice roll on the trumpet, but is thin and ribby. Crossed with 'Candlepower', it could make better trumpets.) My best cross with 'Candlepower' to date was onto 'Twin Towers' 2 W-P, which has produced a very nice 1 W-P about 45. mm across. I have about twenty lots of seedlings from *N. dubius* and *N. triandrus triandrus* that are in the evaluation stage.

The cross I believe would lead to better white Divisions 2 and 3 is *N. atlanticus* x *N. watieri* or the reverse. Both are from Section Apodanthe, so should produce fertile offspring, which could then lead to future generations. I have not been successful in making it myself, as *N. atlanticus* will not live for me. I've killed three lots of it and only ever had one flower, but that flower had a seed pod with (I hope!) *N. watieri* on it. If anyone can grow *N. atlanticus* successfully, I urge you to put some *N. watieri* pollen on it at the earliest possible moment!

I wasted a lot of time trying to use *N. watieri* as a seed parent, before I realized the difficulty of getting other pollen to take on it. All my seedlings were just straight *N. watieri*. Once I was lucky, and now have a seedling from *N. watieri* x 'Pink China' that is a well-formed and fertile intermediate 2 W-YYP. At least I've shown that *N. watieri* can be used as a seed parent.

To date, I have registered three miniatures: 'Lilt' ('Snipe' x 'Candlepower') 1 W-W which I may reclassify as Div. 6, 'Tuppence' ('Pequenita' OP) 2 W-W, and my favorite, 'Luciebelle' ('Brooke Ager' x *N. triandrus triandrus*), 5 W-P, the first of its kind.

Throughout my small breeding program, I have tried to follow the counsel of the "greats" and have used the best parents I could find. If there is merit in any of my daffodil children, it will be due to that practice. 🌷

# Delia Bankhead's Seedlings & Introductions



'Luciebelle' 5 W-P



'Brooke Ager'  
x *N. Dubius* 8 W-P



'Brooke Ager'  
x *N. Dubius* 8 W-P



'Pink Charm' x *N. Dubius*




'Lil' 1 W-W



## New Approaches to Breeding Miniature Daffodils

---



*Harold Koopowitz*  
Santa Ana, CA

Progress in the production of new breakthroughs in miniature daffodil breeding has been slow. In part this was for many years due to the focus on tetraploid standard daffodils, where breakthroughs in color and form occurred. It was difficult to translate those advances to the miniatures, which were diploids, because crosses between diploids and tetraploids yielded sterile triploids that for the most part also produced flowers too large to be considered miniatures.

We have been successful in breeding beyond these barriers using a number of different techniques. Embryo rescue is a way around endosperm failure where tissue culture techniques allow one to grow embryos that would normally fail. Unfortunately this is expensive and requires laboratory facilities.

Ploidy problems can be overcome by converting developing meristems in twin scales propagations with agents that double chromosome number. We have used Oryzalin to convert 'Hawera', 'Angel's Whisper', 'Sabrosa', 'Yellow Xit', *N. henriquesii*, and *N. jonquilla* to polyploids and have induced fertility and been able to breed on with 'Hawera', 'Angel's Whisper' and 'Sabrosa' and produced some seedlings from those plants. Of these we expect seedlings from 'Angel's Whisper' to be the most important and have made a number of crosses using it as both pollen and pod parents, but we still need to flower them.

So far the most successful route to getting color into the miniatures has been either to mate intermediate or small standard daffodils with miniatures from Divisions 1 and 6. These have yielded a number of strongly colored flowers in Division 2. Our attempts using either 'Pink China' or 'Little Ruby' (the latter from John Reed) have been the most successful, yielding a number of Division 2 flowers with broad perianths and various pink shades in the corona. Unfortunately these will probably not breed on. Most likely they are sterile triploids and except for the occasional unreduced gamete will not routinely make seed.


Living in Southern California, one finds that among the most reliable daffodils are the tazetta narcissus and we are fortunate in that *Narcissus dubius* appears to grow and flower very well for us. Only seven registrations appear in the International Daffodil Register using this species. Alec Gray made three: 'Angie', 'Pango' and 'Raindrop'. The Blanchards bred the other four. They are the miniatures 'Icicle' 5W-W (with *N. triandrus*), 'Shillingstone' 8W-W (from 'Ringstead'), 'Crevette' 8W-O (from 'Mahmoud') and 'Zeals' 8W-Y (from 'Melbury') which were registered by John W. Blanchard using *N. dubius*. 'Shillingstone' first flowered in 1978 although it was only registered twenty years later. 'Crevette', however, had flowered even earlier, in 1967; it was registered in 1992. The most recent 'Zeals' first flowered in 1982 and was registered in 2000. We have used *N. dubius* extensively in our breeding program starting in 1997. Since then we have made some 95 crosses using this as a pollen parent and have also distributed *N. dubius* pollen to other breeders. Of the plants we have flowered, not all have yielded miniatures and even among those they vary in quality. We will discuss a few of those crosses that have given interesting offspring.

In general, *N. dubius* seedlings tend to have an acorn shaped cup with the rim slightly narrower than the mid-section. In this they resemble the species parent but we have seen some seedlings with flaring or long narrow cups as well. Some seedlings only produce a single flower on the spike while other clones have two or more. Single flowered seedlings can resemble miniature Division 2 flowers.

The first significant cross that we flowered was that of 'Rimski' by *N. dubius*. 'Rimski' itself is an intermediate 2W-WWP bred by Brian Duncan. This produced seedlings that bore from 1 to 3 florets with a nicely overlapping white perianth. Flowers usually open a pale pink but then eventually fade to all white. These flowers have played a major role in creating enthusiasm about expanding the breeding program. They became very important when in 2007 I noticed a seedpod on one seedling and I then pollinated a remaining flower with *N. assoanus* and harvested 6 seeds. As that pod grew I decided to try a second plant to see if it might also be fertile. I then put *N. calcicola* pollen onto a couple of florets of a seedling of 'Biometrics' x *N. dubius*. I used species pollen so that there was some certainty that it was viable. Later I harvested 11 seeds from the second cross. All the seeds germinated in the spring of 2008. The following year more of these little tazettas were pollinated and more seed achieved. This will, we hope, allow us to deliberately breed within and among these hybrids from now on.

It seemed that we needed to use intermediates with more highly colored coronas to get strong color into the miniatures and two crosses were made using the Havens' 'Pink China' and John Reed's 'Little Ruby', both with selected forms on *N. dubius* that had shapely form but only a few small flowers. The seedlings did not disappoint when they flowered for the first time in the springs of 2007 and 2008. Flowers had coronas in creamy-yellow or various shades of pink; some were dark pink. We deliberately selected the smaller flowering forms of *N. dubius*, trying to keep the flowers small in the resulting seedlings. Larger clusters of flowers don't have that miniature appeal that we are trying to achieve.

Future directions also include trying to get more red coloration into the *N. dubius* hybrids. To that end we have been using Division 2W-R and 3W-R flowers. Unfortunately there are few fertile intermediates that fall into this category. But I feel certain that more minis in those colors will also be forthcoming. As well as using *N. dubius* we have also used the autumn flowering *N. elegans* with its sunfast red genes, but hope to get spring rather than winter flowering miniatures. The smaller forms from 'Gloriosus' x *N. elegans* are also pollen fertile and while those also flower in the late autumn, they could be a key to small minis with red coloring. Time will tell if we are successful. ❁



**Daffodils in Florida:  
A Field Guide to the Coastal South**

by Linda M. and Sara L. Van Beck

**NOW AVAILABLE through the ADS.**


Cost \$24.00 plus \$4.50 shipping/handling

*"A beautiful book to add to your collection  
and a 'must' for Southern Gardeners"*

## With Imagination, and a Little Luck, Beautiful Miniatures May Appear.

---

*Larry Force*  
Southaven, MS



A few years ago I attended a meeting at the Memphis Horticultural Society where Brent Heath was the speaker. His presentation of a lot of the different forms and colors of daffodils was very interesting to me. Before that I had thought daffodils were all the yellow ‘King Alfred’ type. I began to order some different varieties and it wasn’t long after that I joined the American Daffodil Society. In reading the show results, I noted that Martha Anderson lived at Hernando, MS, and she was a grower of miniatures. She only lived a few miles from me, so a phone call to her got me an invitation to come out and see her miniatures. I went out and became quite excited about her miniatures.

By knowing Martha, I was able to acquire most of the standard type miniatures. I began doing a little showing and I guess I got hooked as we all do. Soon after, I began to acquire some different kinds and different varieties, but they were hard to find. There weren’t that many commercial growers around and there really weren’t that many miniature growers around. I came to the conclusion that my only option was just to raise my own. So that was the beginning of my pollen dabbling.

I got started with ‘Sprite’ x ‘Swagger’. It has a little bit too much reflex in the perianth for a Division 1, but maybe not enough for a Division 6, but this flower has really good substance, so I’m using it in a few other crosses. You probably could go forward with this with a Division 1 or a Division 6.

‘Camborne’ x ‘Candlepower’ is really a pretty little daffodil. It’s kind of interesting that ‘Camborne’ has a really rough perianth to it. I guess the ‘Candlepower’ gave its smooth surface to the seedlings’ petals as this one is as smooth as silk. It needs a little more fullness in the perianth and I’ve crossed it with ‘Pequinita’ and ‘Arrival’ and Leone Low’s ‘Roundita’, and also with some things with color like ‘Pink China’ and ‘Brooke Ager’, so I’m expecting some good things from this in the future.

‘Mitzy’ x ‘Swagger’ are out of the same seed pod. ‘Swagger’ is a pretty good parent. It gives some good substance to the perianth and also some width to it. The one with the yellow trumpet does fade out a little bit later with more sun. ‘Gypsy Queen’ x ‘Little Beauty’ is pretty nice little trumpet, as is ‘Gypsy Queen’ x (‘Minicycla’ x *N. cyclamineus*). Here we see where ‘Gypsy Queen’ has the ability to transmit its white genes to its progeny. ‘Gypsy Queen’ is a pretty good parent and I used it quite a lot at first, as it was one I could get my hands on. With ‘Snipe’ x ‘Swagger’, ‘Swagger’ puts a little more reflex to ‘Snipe’ and some width to the petals. ‘Snipe’ was one I could get too, so I used it quite a bit back at first. ‘Swagger’ is a 6W-W. It’s one of Barwick’s hybrids from Glenbrook and its parentage is ‘Gypsy Queen’ by *N. cyclamineus*.

The original ‘Minicycla’ x (‘Minicycla’ x *N. cyclamineus*) is good. I really like these little blooms with the little stovepipe corona to them and a nice reflex. The ‘Minicycla’ is *N. asturiensis* x *N. cyclamineus*, so this makes it three-quarter cyclamineus. Another favorite is ‘Little Star’ x ‘Spring Overture’. I got a little jump start on ‘Spring Overture’. I was going to Knoxville and stopped by to see Frank Galyon. He gave me a bulb of what was at that time just a numbered seedling, but I think that the same year he sent it to Elise Havens and it was named ‘Spring Overture’. So this cross produced some nice little Division 6s with good reflex, and some nice little trumpets, and they’re a little smaller than ‘Spring Overture’. ‘Little Star’ made them a little smaller. ‘Mite’ x (‘Minicycla’ x *N. cyclamineus*) was another good cross. I used ‘Mite’ some because it’s such a vigorous grower and good divider, so I was hoping to transmit some of those qualities onto ‘Minicycla’.

[*Ed. Note: the following paragraph includes Larry’s comments on some of the crosses being pictured during his presentation.*]

‘Snipe’ x ‘Swagger’ – nice trumpet, nice reflex, nice presentation for Division 6. ‘Snook’ x (Minicycla x *N. cyclamineus*) has all the characteristics of a species cyclamineus. Another seedling from ‘Little Star’ x (‘Minicycla’ x *N. cyclamineus*) – here it went back to the trumpet in the ‘Minicycla’. ‘Gypsy Queen’ x *N. cyclamineus* – here you see that ‘Gypsy Queen’ transmits those white genes. Another ‘Little Star’ x (‘Minicycla’ x *N. cyclamineus*) – some nice little trumpets. Another ‘Gypsy Queen’ x (‘Minicycla’ x *N. cyclamineus*) – I believe another seed out of the same pod. Another ‘Little Star’ x (‘Minicycla’ x *N. cyclamineus*) – pretty little trumpet, nice balance, great reflex on the perianth. ‘Gypsy Queen’ x (‘Minicycla’ x *N. cyclamineus*), ‘Sir Echo’ x ‘Snook’ – one of the

parents of ‘Snook’ is a species that has a yellow trumpet. A little change of pace here: *N. graellsii* x ‘Eye Spy’ – I really like the petunia type form on the bulbocodiums, but the problem is most of them bloom in the dead of winter. So here I was trying to get these seedlings to bloom at a later time by breeding it with *N. graellsii*, which is one of the later blooming bulbocodiums I had. I did pretty much the same thing with ‘Julia Jane’. I’ve crossed it with ‘Golden Bells’, trying to get some of these forms in later blooming bulbocodiums so I can carry it to show. Here’s a little different version of a ‘Gypsy Queen’ cross – it’s bicolor. The perianth needs a little help. I’ve crossed it with some better form seedlings and cultivars hoping to get that chalk white reverse bicolor in some of the seedlings.

Sometimes you get a complete surprise. With ‘Stony Brook’ x *N. cyclamineus*, I was somewhat expecting maybe some pink tones, some orangey tones in the trumpets, maybe a yellow pink trumpet or something, and I got some white and pinkish tones in the other trumpets. I don’t know where the color in the other trumpets came from. I think I got a little help from some wind or a bee or something, but it is fertile. I put ‘Katrina Rae’ on it this year and got a nice seed pod. The first year it bloomed I selfed it and I’ve used it on some other things. It has a lot of possibilities. I put it on ‘Saint Louie Louie’, so we’ll see. Now here’s another cross that came out as I had hoped it would: ‘Pink China’ by ‘Swagger’. I really was kind of excited when I saw this nice shape and nicely colored trumpet. It is definitely a miniature, probably about an inch and a quarter. I hope it maintains that size; it could get bigger as it grows on and the plant gets stronger. About a week later, the color in the corona held up well.

In closing, I’d like to encourage each of you to get out there and do a little hybridizing now with the miniatures. It’s really not that hard. I certainly have had no formal training in genetics. I don’t know what’s dominant and recessive. The terms diploids, triploids, and tetraploids are quite confusing, but with a little luck maybe you’ll come up some things that are worthwhile. As the saying goes, “Even a blind squirrel finds an acorn once in a while.” So y’all all get out there, let your imagination run wild, spread a little pollen around, and see what you can come up with. 🌸



## Breeding Small Daffodils

---

***Leone Low***  
Dayton, OH



My miniature daffodil breeding attempts have proceeded on two tracks. The first one was focused on increasing their viability, primarily that of 1 W-W's. In addition, obtaining more color and more midseason blooms were secondary goals. This effort was helped by Helen Link's gifts of miniature daffodil bulbs including 'Little Beauty', 'Candlepower', and some seedlings, and gifts of pollen from her and others.

### **'Roundita'**

The first real success in miniature breeding occurred in the 1986 seed crop. The bloom of 'Roundita' is round, the cup is round, and the perianth segments tips are round. In 1991 it bloomed at the end of a row of below average 5 W-Ws. The cross was listed as 'Silken Sails' x *t. concolor*.

The summer was unusually warm. Later 100 degree + temperature was again predicted. The planted baskets were temporarily moved into the shade. Thus there is cause to question the pedigree. In support of it, one can note that 'Roundita' has white, as well as yellow, progeny, and the 1 Y'Y 'Carrickbeg' has a triandrus ancestor. Kathy Andersen encouraged me to name 'Roundita'.

### **'Aviva'**

The other widely grown introduction is 1 W-W 'Aviva'. This resulted from a 1990 cross of a 1 Y-Y Helen Link seedling (breeding unknown) x 'Candlepower'. It was the tallest seedling in a 5 foot square seedling bed. Its pet name was 'Too Tall White'. The flower was named for a friend's young daughter. She said that "aviva" means "life" in Swahili. The seedling increased vigorously and proved to be a good seeder, even if not crossed. However, the blooms were just barely in the miniature range. Extra soil was accidentally left on the row of 'Aviva'. This resulted in stems with more normal length and smaller, nicer blooms. The bulbs were less vigorous.

### **Siblings ‘Leota Mill’ and ‘Leota Lulu’**

The yellow and orange Leotas have met the vigor and color goals. However, they are the size of ‘Segovia’ and ‘Xit’, possibly with similar fertility. The seed parent is Duncan D. 727. The pollen parent is a mystery: When Helen Trueblood returned my Leota show blooms two weeks later, they were not at their best. There was no suitable seed parent. The blooms were laid aside. When D. 727 and ‘Fairy Circle’ finally bloomed, the Leota blooms were mushy, but there was some shimmering gold pollen, and this was used.

Their color is variable. Under ideal conditions the orange in the cup can be solid to the base, but I have not yet been able to provide the conditions here. The Leotas’ half sibs are slightly smaller, bloom later, and are increasing slowly.

### **The 1996 ADS trip to the Lower Hebrides**

A dozen ADS members visited Australia and New Zealand in September, 1996. Visits with Rod Barwick and family in Tasmania were most memorable. The miniature daffodils took my breath away, particularly 6 W-W ‘Swagger’ and its seedlings

Colin Crotty’s program was multigenerational with a goal of increased viability in miniature 6 W-W’s. He was growing them in a shadehouse that moderated temperature extremes. Approximately 20 square feet of the area was filled with mostly white blooms with the size and form of *N. cyclamineus*. They were the result of crossing and back crossing *N. cyclamineus* with ‘Snipe’ and ‘Mitzzy’. He said they could not be shown because New Zealand required that a seedling will have bloomed at least three times, and they had not yet persisted that long. He offered to pick some blooms for pollen. I asked that he pick the bloom only and to leave the stem. He let me choose the blooms that I liked. They produced a lot of pollen for my freezer. The 2008 Innovator Medal winner at the ADS National Show was a Colin Crotty 6 W-W.

### **The Centennial Crosses**

Probably because of line breeding crossing over to inbreeding, and more wide crosses, yearly seed yields have been erratic. My current favorites were produced from the year 2000 crosses. There was a nice miniature 1 W-W bloom in 2004, with more each year. There has been some dwindling, but approximately 50 clones of miniature daffodils persist. Some are still single bulbs, with others having up to 6 pieces. Most are 1 W-W.

A few have the ‘Lilliput’ or ‘Little Beauty’ wide cups. Others have narrow, sometimes waisted, cups, reminding one of ‘Aviva’ or Colin



Crotty's sixes. The latter two are on the list of parents along with 'Roundita' seedlings 'Alec Gray' and 'Cambourne'.

There are also some interesting poet seedlings, and that is "the rest of the story."

### **'Crimson Rim'**


'Crimson Rim', a 'Glory of Lisse' OP seedling was awarded a mini gold ribbon when initially exhibited. It had 14 bulbs when named, but a series of poor growing sites have caused the stock to be decimated. Bulbs were sent to Delia Bankhead and Steve Vinisky in 2004. For the last two years it has bloomed the day after the National Show. That was when I noticed that it reflexes. This makes the bloom look even smaller.

A large number of poet seeds were harvested in 1986. The red cupped seedling from an 'Array' (Evans, *poeticus reflexus* OP) x 'Angel Eyes' (Mitsch) cross was the one that I chose to propagate in 1991. Its pollen produced a bounty of seedlings, with all the ones from 'Horace' having cherry red cups. These and many of their sibs and half sibs are flourishing at Cynthia Lane. Their 1996, 1998, and 2000 progeny are also here.

The miniature poet entry that was denounced as a Division 3 at a show in Columbus will sneak across the size line and will be a named intermediate 3 W-R in the fairly near future. It appreciates being well fed.

One that will also be watched closely is a small sharply reflexed 9 W-GYR. The bloom appears to be between a nickel and a dime in size because only the cup is seen in a head on view. There are also more interesting 9 W-R seedlings.

While I have many poet seedlings that need to find new homes, I find it very difficult to let them go. I can no longer move again and leave them behind. There are certain characteristics of poets that I find irresistible when they are different and may possibly be worthy of enhancing by propagating: These are:

- \* Small size flower (or large for standards);
- \* Perianth absolutely flat or reflexing smoothly;
- \* Cup always perfectly round, either entire or uniformly ruffled or split (3 or 6);
- \* Cup larger or smaller;
- \* Cup discoid or saucer shaped;
- \* Cup color solid colored: blood red, pinkish, orange-red, red;
- \* Cup color rimmed blood red, pinkish, orange;
- \* Other two cup zones colored distinctively. 

# A History of Miniature Daffodils

Nancy Wilson  
Garberville, CA

I was asked to write about the history of “Miniature Daffodils”. At first this seemed like an easy task. After perusing stacks of books on the subject I realized I could only scratch the surface. This is a general history from the sources I have at my disposal. Those who wish to explore the many facets of the subject can explore others such as the evolution of the botanical nomenclature of species, backgrounds of the many named hybrids, and personal histories of people who were or are becoming hybridizers. These subjects are too extensive for today’s article.

A whole article could be written on the American Daffodil Society and its progression through the maze of forming a Miniature Committee, attempting to define a Miniature, plus listing and delisting flowers for its Miniature List. Much of this information can be found in the American Daffodil Society *Journals* and related publications. *Miniature Daffodil Cultivars; a Guide to Identification Illustrated in Color* (published by The American Daffodil Society), gives a good description of those flowers currently accepted as miniatures in America.

## Early History

Historically, breeding miniatures was started by hybridizers who were also busy creating and improving standard daffodils. These early hybridizers wanted to perfect standard daffodils but they occasionally dabbled in crossing small daffodils, mostly aimed at enhancing their rock gardens or pot collections.

Where are these early writings referring to small daffodils? John Gerard, 1545 to 1611/12, who had read or quoted writings in existence since 900 A.D. was fully aware of narcissus species and has illustrations of several in his *Herbal*. Included are three bulbocodiums, which appear to be *Narcissus conspicuus*, *N. romieuxii* and *N. cantabricus*. There is an illustration of *N. moschatus* that is interesting as this daffodil was in the early days considered a miniature daffodil. *Narcissus alpestris* is another small species similar to *N. moschatus*. Actually it was Thomas Johnson (1633) who enlarged on Gerard’s *Herbal*, illustrating many of the smaller narcissus. The illustrations themselves are lifted (plagiarized?) from Clusius (1576, 1601) who should get more credit. But it is hard to know exactly what was actually grown at that time. Clusius himself had traveled

in Spain and was reporting flowers seen in the wild. It was Parkinson's *Paradiso in Sole* in 1629 that actually listed the daffodils grown in English gardens and that book included a number of miniatures.

How did the interest in small daffodils begin? Hints are found in *Notes on the Narcissi of Portugal* by Alfred W. Tait, Oporto, Portugal, 20<sup>th</sup> May 1886. Tait was receiving numerous requests from friends in England regarding information on species and varieties of *Narcissus*. He was exchanging information with the "Jardim Botanico" at the University of Coimbra that had been established in 1731. This garden still exists today and has a *Narcissus* collection. Why this history is relevant to our discussion of miniatures is that these early botanists and hobbyists were passionate about collecting species for their herbariums and rock gardens. It is principally the rock garden that inspired hybridizers to work with small daffodils. This work helps to identify the origins of some of our older small hybrids. Also of interest is that these men were avidly pursuing the classification of *Narcissus* species. They were trying to assemble them into natural groups but at the same time were also naming them for friends. It was hard to reconcile these two approaches. There were, and still are many articles written by both amateurs and botanists wrestling over those earlier classifications.

Daffodil enthusiasts were freely exchanging bulbs and seeds by the 1850's. England, Australia, New Zealand, the Netherlands and Japan were all corresponding and looking at daffodils for their commercial value and personal pleasure. Many people were traveling to the countries of origin to see species and collect them.

### **Rock Garden Influence**

In early literature it is the rock garden that beckons the small narcissus. The first narcissus names to appear are species or natural hybrids found in the wild. *N. x tenuoir* was listed by Curtis in 1797. It is a wild hybrid that continues to be grown today. Peter Barr named 'Angel's Tears' and 'Queen of Spain' in 1888 while collecting in Portugal. One of the first publications that uses the term "miniature" is A.M. Kirby, *Daffodils*, Chapter VII "Miniature Daffodils for the Rock Garden", Doubleday, Page & Company, 1907. All miniatures mentioned are species. Gradually named hybrids appear in catalogs. In their 1914 catalog Walter Blom and Son, Haarlem, Holland, lists 'W.P. Milner', hybridized (?) by William Backhouse, pre-1869. Barr's *Gold Medal Daffodils of 1933* lists "Miniature Daffodils" for the rock garden including again 'W.P. Milner' and adding

‘Beryl’ hybridized by P.D. Williams, pre-1907. In the *American Daffodil Year Book* 1937, ‘Rip van Winkle’, of Irish origin, pre-1884 appears. I need to mention that these early hybrids were grown for pleasure in many countryside gardens and seem to have been widely known by name well before appearing in catalogs. Most of them are of sturdy constitution and are still grown today.

### Showing and Registration

For many years “Smaller hybrids were considered the chaff of the genetic process.” Alec Grey, England, was one of the first serious hybridizers of miniatures. He entered Royal Horticultural Society exhibits in the 1920s. His flowers were much admired and in 1946 he was awarded the Peter Barr Memorial Cup

Douglas Blanchard of Dorset, England, started breeding daffodils in 1927. He made a miniature cross between *N. romieuxii* and *N. cantabricus foliosus* which produced ‘Tarlatan’ and its siblings including the Nylon Group. W.M. Thomson of New Zealand registered ‘Hawera’ in 1928. In 1938, J.Gerritsen & Son, Holland, registered ‘Little Gem’, a selection of *N. minor*.

From 1928 until the Second World War there was a surge of daffodil cultivation. Commercial interest in cut flowers and bulbs was growing in several countries. Due to strict U.S. import regulations Dutch growers moved to the United States to grow them here commercially. Flower arrangements using “miniatures” were included in the American Daffodil Show in 1938. During World War II journals were not published, but after the end of the war enthusiasm grew rapidly.

In 1946, the Royal Horticultural Society show schedules added classes for Miniatures for the first time. They were to have a “maximum of twelve inches in height and a maximum diameter of flower of two inches when flattened out.” Miniatures were allowed to be “species, hybrids or varieties.”

In 1953, Michael Jefferson-Brown of England published a book entitled *The Daffodil*. It was revised in 1969 and he discussed the “expanding explosion of interest in all types of daffodils.” and “It is the diversity of the family that is being welcomed and happily exploited and breeders are looking more and more at the small species and the hybrids of these little fellows.” A picture in the *Horticultural Society Bulletin*, April 1967, shows his exhibit with a long row of species and dwarf bulbs at the front of the show bench. Jefferson-Brown registered several bulbs such as Alec Grey’s ‘Candlepower’.

In England, John Blanchard formed a partnership with his father, Douglas Blanchard. Between 1954 and 1968, when his father died, John made a few miniature crosses. The goal was to produce flowers good enough to enter in national shows. In this they succeeded. John wanted to get color into miniatures and was successful with ‘Crevette.’ He felt fortunate to have known so many great names in daffodil growing and breeding. Among those he mentioned were E. B. Anderson, Alec Gray and Frank Waley, who had encouraged him to go to Spain and Portugal to search for wild daffodils. In 1979, my husband Jerry and I had the fortune to visit Frank Waley who gave us a tour of his wonderful rhododendron forest with species and a few daffodil hybrids blooming in the undergrowth. He told us the story of the name ‘Tete-a-tete’. It was a play on Alfred Tait’s name. Tait had given Alec Gray ‘Cyclataz’, which produced a seedpod that was either self- or open-pollinated to produce ‘Tete-a-tete’.

‘Little Beauty’ was registered in Holland in 1953. In New Zealand, D. J. Cooper registered ‘Cupid’ in 1959. New Zealand plantsmen followed a similar path as the English. They were strongly interested in the Alpine Garden Society; they exchanged species seeds from other countries and had a broad interest in all plants. ‘Xit’, ‘Segovia’ and ‘Little Gem’ were available and popular.” But up to and including the 1970s interest in showing miniatures was not great in New Zealand. As in England, “senior members of the New Zealand Daffodil Society were rather conservative and some believed that a daffodil show should only be for Divisions 1-3”. Sid Gower was the main protagonist for miniatures. Enough support came from other enthusiasts to ensure that the miniature classes held their place in New Zealand show schedules.” In both countries Alpine Societies have continued to have alpine shows and miniature daffodils are exhibited in pots and vases.

### **The Beginning of the American Daffodil Society**

The American Daffodil Society was founded in 1954. In 1955, the Washington Daffodil Society Yearbook article “Best Daffodils of 1954” includes “True miniatures, not more than 8 inches in height.” This shows us how the list of hybrids was growing. ‘Angie’, ‘Tanagra’, ‘Tete-a-Tete’, ‘Xit’, ‘Tristesse’, ‘Keeled’, ‘Flomay’, ‘Sun Disc’ and ‘Cyclataz’ were additions. There is an article in the same *Yearbook* on using small bulbs in landscaping, 8 to 10 inches high, including ‘Wee Bee’ and ‘Little Witch’.

During the time from 1955 to 1961 there were two books of note written about small daffodils. Alec Gray wrote one entitled *Miniature Daffodils* in 1955, listing 29 hybrids. When revised in 1961 the list included 50 hybrids.

His hybrids familiar to us today include ‘Bobbysoxer’, ‘Demure’, ‘Flomay’, ‘Kidling’, ‘Pease-blossom’, ‘Pencrebar’ and ‘Sundial’. ‘Pencrebar’ is no longer considered a miniature but was for many years. The other author was E.B. Anderson who wrote a delightful book *Dwarf Bulbs for the Rock Garden* in 1959. He listed many species and 39 hybrids in his book. He followed Dr. Abilio Fernandes’ classification.

*Daffodils Outdoors and In* (1959) by Carey Quinn, listed 24 species and miniatures. He told of “filling a window box with miniatures on the ledge of Grandma’s window, smiling in at an old lady in her chair.” There is a picture of miniatures staged in a show at the back of the Entrance hall by Special Exhibits and Pinks. He stated most miniatures belong in the rock garden.

### **Committees and Lists**

The formal classification of miniatures and the description of their qualities were, for the largest measure, explored by the American Daffodil Society. From 1958 onwards they discussed the formal proportions of miniatures but could only arrive at a subjective definition, which led to confusion in shows. They decided to “form an arbitrary list of species and garden varieties which, after careful field study, should be classed as miniatures in the opinion of a number of observers.” This list was presented to the American Daffodil Society’s annual meeting in 1963. It “contained the names of 75 hybrid cultivars and nearly 50 species, wild forms, or wild hybrids.”

The American Daffodil Society instituted a Committee on Miniatures, Species, and Minor Classification. An article by the chairman, Roberta Watrous, shows us that more and more shows were finding a place for “Miniatures” but there was much confusion. She remarks that some show schedules fix the maximum height at twelve inches, some at six inches.” The smaller daffodils, whether wild forms or garden hybrids, are frequently referred to indiscriminately as “miniature daffodils” or simply “miniatures,” and to the casual eye they have the same appeal, on their size and graceful habit. She suggests the tasks of the Committee should be to have the existing Symposium Committee select the best varieties, make recommendations for future lists, encourage displays at shows, use them in gardens, the landscape, and as companion plants, grow species from seed, collect o.p. seed, hybridize and focus on the “minor classes” Divisions V, VI, and VII. The chairman felt hybrids from species and miniatures were difficult to develop due to their fragility and sterility.

Helen C. Scorgie, who chaired the symposiums for several years, in the 1964 American Daffodil Society *Yearbook*, complained that there was not enough variety, “crosses are sterile or poor doers and increasers.” However, by 1964, 29 hybrids were listed. In 1965 the list was revised. It was stated that, “the primary purpose of the Approved List of Miniatures is to improve their competitive position at daffodil shows. ‘Miniature’ as applied to daffodils is no longer an ambiguous term. It should be used only in connection with species and garden varieties named on the approved list.”

Roberta Watrous, the Chairperson of the Committee on Miniatures, Species, and Minor Classification, was a person of note who grew and hybridized miniatures in her small Washington D.C. garden. She was one of the first Americans to pursue hybridization of small daffodils. The Roberta Watrous Medal for the best collection of twelve different miniature cultivars and/or species from at least three divisions is the most prodigious award a miniature grower can attain in American Daffodil Society shows. Among her flowers are ‘Blynken’, ‘Curlylocks’, ‘Flyaway’, ‘Kibitzer’, ‘Little Rusky’, ‘Loyce’, ‘Odile’, and ‘Wynken’.

### **A Smaller View**

*The Daffodil Handbook*, January 1966, has a chapter “Miniature Daffodils” by George S. Lee, Jr.

“While small daffodils have been around just as long as large daffodils, any awareness that there could be perfection on a small scale or that satisfaction and pleasure could be found in studying and flowering the less pretentious forms of daffodils is quite recent. The heretical idea that smaller daffodils deserved any space in a garden, except possibly a rock garden, or that they were entitled to be shown and judged on equal terms with their more generously proportioned cultivars is recent indeed”

In 1966, the Royal Horticultural Society changed the flower diameter of a miniature to two and one half inches. Then in 1975, the Royal Horticultural Society changed its show schedules to read Miniatures with no height restriction and changed the maximum diameter back to two inches. This proclaimed a new direction of smaller and tinier. “In the late 1980s, David Adams of New Zealand prepared a list, based on the American Daffodil Society Miniature List, with the addition of other varieties that he knew were available there, stating “This list is a guideline only but those miniatures on the list must be accepted in the miniature classes.”

From 1961 to the present day the American Daffodil Society Miniature List has changed considerably. It is reviewed yearly; names are added and eliminated according to the votes of the Miniature Committee. When I was chairman, species narcissus were removed from the list. This was due to the increasing concern about conservation and the need to stop collecting in the wild. It, also, considered the varying sizes of species and felt that those meeting the criteria of miniatures could be shown where appropriate. A new definition of “Intermediate Daffodil” was added, “Specifically, any single-floreted cultivar from Divisions 1, 2, 3, 4, and 11 whose diameter is typically greater than 50mm and through 80mm is classified as an Intermediate. This leaves the term “Miniature” unofficially defined as 50mm (1.969”) or below, in flower diameter. A miniature in one geographical area may be an intermediate in another. The American Daffodil Society solves this problem by saying that “the rules for exhibiting miniatures permit an exhibitor to enter any named or numbered diminutive daffodil, which appears graceful, with all its parts proportionately small.” This is a very subjective evaluation. However, the aims of hybridizers include smallness and so the problem may be solved in the future just by size. Sadly for some people this action has led to many of the earlier favored Rock Garden Plants being moved to the Intermediate category. Due to their lack of form or appropriate size they are now shown as Historics or referred to as garden varieties.

### **Expanding American Daffodil Society Lists**

In 1966 The American Daffodil Society list had 87 hybrid entries; but by 2007 only 41 of these remained although the list had grown to 187 entries. Some were eliminated by size, others by lack of availability. One of the earliest and most treasured miniatures, ‘W. P. Milner’, is no longer on the list. The trend is towards ever smaller flowers but stem length has not yet been determined. ‘Xit’, Yellow Xit’, and several others are very tall but their flowers are small enough for competition in shows. At one point commercial availability was considered but is no longer. Rarities are now on the list and may or may not be available to growers. Many newly named hybrids are only available to those who travel or have sufficient finances to import them. Importation fees are increasing. This prohibits a free exchange of bulbs from one country to another.

In 1989 James S. Wells wrote *Modern Miniature Daffodils, Species and Hybrids*. Jim Wells was a professional plant propagator who loved growing miniatures. His goal was to bring up to date the taxonomy and





nomenclature of miniatures. He felt much had changed in the 30 years since the publication of Alec Gray's *Miniature Daffodils*. It is an excellent book on the subject. Included with his many photographs are drawings by Michael Salmon, the well known species expert.

Mention should also be made of Eileen Frey, from Canby, Oregon, who has registered several miniatures including 'Little Star', 'Little Sunshine' and 'Bird Music' that have been popular and widely received. Other modern American breeders of note include Walter Blom and Steve Vinisky. Between 1997 and 2002 Rod Barwick, from Tasmania, introduced many new miniatures. His great accomplishment has been an additional 27 names on the American Daffodil Society Miniature List. Other down-under breeders include Bill Dijk and Graham Fleming.

### **Looking Toward the Future**

What is the future of miniatures? It is evident that the increase in number of bulbs on the American Daffodil Society Miniature List shows us that there is a great increase in miniature hybridizers. This is very exciting. It is in part attributed to the International Daffodil Conferences that have taken place, the Internet and the regional shows that inspire the exhibitors and the public. Current miniature hybridizers are doing great work. They are too numerous to mention here. I wish I had time to tell you about them all. I have corresponded with 21 of them regarding the dates they started hybridizing, their initial goals, their achievements and what they are looking for in the future. They responded with such enthusiasm and interest that I could not quote them all. Their goals have not changed significantly from Roberta Watrous' time except in one respect. Hybridizers are looking for color (especially red and pink), form, small size, multi-floreted scapes, longevity, increased rate of increase, survival in varied climates and perfection of a Division. Solving the lack of fertility and other genetic issues remain. The one new goal is the recent trend of uniqueness. Examples of this are looking for split coronas, doubles, twisted "spiraling" perianths, good perfume and green flowers.

To quote Brian Duncan about his new daffodil 'Propellor', "Flat is not everything, symmetry is all." Perfection as always is in the eye of the beholder. 



***Daffodil  
Destinations***  
**Gloucester Daffodil  
Festival**

**Susan Appel**  
Hallieford, VA

Gloucester County was once known as the Daffodil Capital of America. Daffodils were widely cultivated in Gloucester for the cut-flower trade. Beginning in 1890, daffodils were picked in bud and transported by steamship to Baltimore and then on to New York. With the embargo on Dutch bulbs because of eel worm, enterprising people of Gloucester County began growing bulbs for commerce.

If you visit Gloucester for the Daffodil Festival on Saturday and Sunday, March 28-29, 2009, you will see that thousands of daffodils still carpet Gloucester County.

The Gloucester Daffodil Festival has activities to appeal to everyone. The merchants on Main Street adorn their business with wreaths, yellow ribbons, and of course daffodils! The Daffodil Parade kicks off the festival, with antique cars and farm equipment, marching bands, the Volunteer Fire Department, and, particularly charming, the miniature horses with their flowing manes and tails festooned with daffodils.

Watching a parade works up an appetite, and the food court has something for everyone's taste. Vendors line Main Street with original art, including pottery, woodcarvings, and jewelry. Each year a Daffodil Poster is selected from entries by local artists. The Daffodil Queen is crowned, and various musicians and bands perform.

The Garden Club of Gloucester holds its ADS-accredited show at Page Middle School, drawing exhibitors from the entire Middle Atlantic Region. You can even plan a side trip to Brent and Becky Heath's 10-acre daffodil trial farm, featuring daffodils from all 13 divisions. Check out their website, [www.brentandbeckysbulbs.com](http://www.brentandbeckysbulbs.com).

For information about hotels, restaurants, and travel directions, go to [www.gloucesterva.info/tourism](http://www.gloucesterva.info/tourism). ❀

## *...From the President's Desk*

There are many hands at work keeping this organization on course and moving forward. It's true that we have paid "employees" – the Executive Director and the Editor. But each is a long time ADS member who was already known for her commitment and selfless work in other roles before assuming their present ones. I can't tell you how important these two positions and these two individuals are to the well being of the ADS.

But there is lots more to be done. Most of the rest of the work is grunt work and is done behind the scenes and it's all volunteer. It's not compensated by hard coin and frequently material contributions as well as time are involved. Recognition comes less frequently than achieving the tasks, but volunteers continue to step forward each time there is another task.

I want to just mention briefly the names and past roles of three excellent and long term members who are stepping back to address personal needs: Mildred Hornblower, Dian Keese, and Joe Hamm. Mildred was Regional Director for the New England Region and has been often seen at the ADS Convention and local shows. Dian lives in California and has done a great job of organizing the data and communications about judges credentials and judges refreshers. Joe Hamm, now splitting his time between Indiana and Pennsylvania, has been synonymous with historic daffodils in the ADS. Members who make measurable contributions in volunteer organizations are indeed invaluable, and we will miss the enthusiasm and contributions of these folks. We hope they are in touch with us often and can resume their active roles when things level out. If you have been touched by their work, consider thanking them yourself.

I can't let this column end without mentioning Spring and the annual reappearance of why we share our enthusiasm and exert those efforts mentioned above. Daffodils! Pretty flowers! As I write this I can peek out the window at several inches of white stuff and it looks as if flowers may never bloom here again. But yesterday on Daffnet was a post describing the sighting of a bloom in Texas. Bring 'em on! Let me get out there to grovel in the soil, to get a better look at how those new bulbs are revealing themselves and to see whether the old residents are producing as before. And let me see you at the convention in Chicago in April! 🌷

*George Dorner*

# Growing Icicles in Michigan

Gary Knehans  
Owensville, MO

Growing long, glistening icicles is no big deal in Michigan's frosty winters. If only John Blanchard's choice daffodil introduction 'Icicle' were so easy!

Larry Wier, of Buchanan, Michigan, has iced the art of growing and blooming this hard-to-find variety. Larry has taken a few bulbs given to him by John Reed of Niles, Michigan, and multiplied them enough to fill two medium-sized pots. Larry is quite willing to share with others the secrets of his successful growing method; here is how he does it. Ask him yourself on Tour Day of the Chicago convention.

First of all, soil preparation is a real key to keeping 'Icicle' happy. Larry mixes four or five parts of sharp sand to one part of compost and one or two parts of Gran-I-Grit Starter (white poultry granite grit). He adds a very small amount of calcium carbonate, agricultural limestone and calcium sulfate (gypsum).

"As to how much of each," Larry says, "it is a matter of pot size and experience. Some of each element is necessary."

*Narcissus dubius* and *narcissus triandrus* are the parents of 'Icicle.' Larry notes that *N. dubius* requires a high calcium reaction and *N. triandrus* requires a high acid reaction.

He plants the bulbs three inches deep before September 1. Planting times, of course, would vary in other climates.

"When foliage appears above soil level in the pot in autumn," Larry says, "Feed once with 12-31-14 Plant Marvel water-soluble plant food at one-half teaspoon per quart of water, or two teaspoons to a gallon of water."


"Plunge the pot in a cold frame or conifer hedgerow and cover with a screen to keep out 'critters'," Larry continues. "In spring, pull the pot from the cold frame or hedgerow when standard daffodils are two to three inches tall. Protect the pot from frosts. Remember that a pot above ground will heat faster than stocks in the ground, so it's important that potted stocks do not grow faster than ground-planted stocks, unless you are forcing for flowers or pollen."

'Icicle' is fed a second time just before flowering. A third feeding is optional two or three weeks later. Feed at the same concentration of water soluble Plant Marvel.

Once the foliage dies down, stop all watering and put the pot in a location so that there is no watering for the summer. The pot must dry completely for all summer and stay dry for all summer.

Larry says that each person should determine when to start late summer watering. That time is the middle of September in his part of Michigan. After resumption of watering, the soil in the pot must remain moist until flowering time in the spring.

Repeat the process each year. ❁



**Larry Weir  
and his 'Icicles'**

*Photograph: Gary Knehans*



## Historic Daffodils

List available after June 1, 2009

**Joe Hamm**

99 Maple Road, Buffalo Village  
Washington, Pennsylvania 15301

email: [Joehamm1@Juno.com](mailto:Joehamm1@Juno.com)

Snail mail or email. Telephone number upon contact.

## A New Study of Narcissus

A new study by Dr. B.J.M Zonneveld has come from Holland. The article was accepted for publication in *Plant Systematics and Evolution* on 24 January 2008. An abstract follows; to read the complete article online, follow the link at the end of the abstract.

### **The systematic value of nuclear DNA content for all species of *Narcissus* L. (Amaryllidaceae)**

B.J.M Zonneveld

Institute of Molecular Plant Sciences, Clusius Laboratory  
Leiden University, The Netherlands

**Abstract** The taxonomy of all species of *Narcissus* (*Amaryllidaceae*), an important horticultural crop, has not been investigated recently. As a new approach, genome size was determined by flow cytometry with propidium iodide from 375 accessions. The somatic nuclear DNA contents (2C) were shown to range from 14 to 38 pg for the diploids. *Narcissus assoanus* and *N. gaditanus* are, based on their nuclear DNA content, removed from section Apodanthi and placed in a new section *Juncifolii*. The different ploidy levels and species involved were entangled for *N. "fernandesii" s.l.* and a new allotetraploid form is named here. Section *Pseudonarcissus* was much more heterogeneous in nuclear DNA content than expected. Sixty-five accessions of *N. pseudonarcissus* possessed, with 23.7 pg, similar amounts of DNA. However, several species from this section were clearly distinctive in nuclear DNA content. It runs from the diploid *N. primigenius* with 21.7 pg to the also diploid *N. nevadensis* with 38.2 pg. Also *N. abscissus* and *N. moleroi* are with about 26 pg clearly different from *N. pseudonarcissus*. For the first time, in 11 accessions, hexaploidy was found in *N. pseudonarcissus* ssp. *bicolor*. A new section *Nevadensis* with 30–39 pg of nuclear DNA was split off from the section *Pseudonarcissus* with now 21–27 pg. A nonoploid *N. dubius* with 96.3 pg has by far the highest amount of nuclear DNA and can be calculated to have the highest ploidy ever reported in *Narcissus*. The total number of *Narcissus* species was determined as 36, nine more than in *Flora Europaea* and they were divided up in two subgenera and 11 sections. Flow cytometry is shown to produce easily obtainable

and original systematic data that lead to new insights. Genome size or C-value turns out to be one of the most salient features to define the status of the species in the genus *Narcissus*. ❁

To read the complete article abstracted above, go to <http://www.springerlink.com/content/31v686343n0615t6/fulltext.pdf>.



**Don't miss a single issue of *The Daffodil Journal*.  
Renew your ADS membership by the "Paid Through"  
date near your name on the back cover.**

## **Opportunities on the ADS Website?**

**Nancy Tackett**  
Internet Services

Thanks to the ADS Education Display Committee, the four beautiful banners can be downloaded from the ADS website. These banners are very large PDFs, averaging 5 MB apiece. If you want to download one or some of these banners, we suggest you have either high-speed internet access or else download them when you do not need immediate access to your computer. One member took the "Trace the Path to Pink" banner to Kinko's and found it was still legible when it was printed on as small as 8½" by 20" paper. All four banners can be found near the bottom of the Reference and Resource page.

Does your Daffodil Society have a website? The ADS will host your local daffodil society website free of charge. Today, ten of the 32 local daffodil societies have their own websites. Three of these websites are hosted on the ADS server. If you are interested in having the ADS host your group's website, please contact me for more information at [nancyt@netvista.net](mailto:nancyt@netvista.net). ❁

***www.daffodilusa.org***

**Registration ADS 2009 Convention**  
**Saturday through Monday, April 25-27, 2009, with additional events on Friday, April 24**  
**Renaissance Chicago North Shore Hotel, Northbrook, Illinois**  
**and Chicago Botanic Garden, Glencoe, Illinois**

*Please complete a separate form for each attendee. Please print clearly.*

Name: \_\_\_\_\_

Address: \_\_\_\_\_

City, State, Zip: \_\_\_\_\_

Telephone: \_\_\_\_\_

E-mail Address: \_\_\_\_\_

Name or nickname to be shown on nametag: \_\_\_\_\_

Please check where appropriate and enter amount:

**REGISTRATION FEE:**

\_\_\_\_\_ Includes National Show, breakfast on Saturday, lunch and dinner on Saturday

and Sunday, educational sessions, and access to Chicago Botanic Garden

Postmarked on or before April 1.....

Postmarked after April 1 or paid at convention.....

\$275 \$ \_\_\_\_\_

\$300 \$ \_\_\_\_\_



EXTRAS:

_____ Judging School I for credit (Friday).....	\$10	\$_____
_____ Judging School I as refresher (Friday).....	\$3	\$_____
_____ Histories Breakfast (Sunday) .....	\$18	\$_____
_____ Intermediates Breakfast (Sunday).....	\$18	\$_____
_____ All-day Bus Tour to Oakwood Daffodils (Monday), includes full breakfast at hotel, box lunch at Oakwood, bus transportation.....	\$65	\$_____
_____ Trip to Oakwood Daffodils in your own vehicle (Monday), includes full breakfast at hotel, box lunch at Oakwood.....	\$36	\$_____
_____ Judging refresher (Monday on bus).....	\$3	\$_____

TOTAL ENCLOSED: \$ \_\_\_\_\_

Please check all that apply:

- \_\_\_\_\_ This is my first ADS Convention.  I plan to exhibit blooms.
- \_\_\_\_\_ I am willing to be a mentor.  I plan to exhibit photos.
- \_\_\_\_\_ I need special meals (i.e., vegetarian)  I plan to exhibit floral designs
- \_\_\_\_\_ Specify special meal requirements \_\_\_\_\_  I plan to exhibit a poster.

Please check one of the following in order to help us plan our convention transportation. The distance from the hotel to the Garden is two miles.  
There is free parking for convention attendees at both sites.

- \_\_\_\_\_ I plan to travel between the hotel and the Chicago Botanic Garden by private vehicle.
- \_\_\_\_\_ I plan to travel between the hotel and the Chicago Botanic Garden by shuttle bus.

**Send registration forms and checks payable to “ADS 2009 Convention” to  
Mary Dörner, ADS Convention Registrar, 20753 Buffalo Run, Kildeer, IL 60047**



**Jill Griesse**  
Convention Chairman

**Dateline: Chicago**

As I write this on January 14, Chicago in winter is one beautiful town. Paul and I have come here with show co-chair Betty Kealiher to work out final arrangements for our 2009 Convention. The temperature is 10 degrees and going lower. There's been a near-record 40 inches of snow this winter. Weather forecasters have decided that today will be only a snowstorm, not the blizzard originally predicted. By April 24, though, Chicagoans have been promised warmer weather, and we're hoping many American Daffodil Society members will join us for a fantastic convention and show.

Those who want to begin the road to certification as an ADS judge should come on Friday prepared for Judging School I. Others may apply for credit as a refresher. Scott Bally has made the arrangements for this school.

**The National Show will be held Saturday and Sunday** in the beautiful Regenstein Center of the Chicago Botanic Garden. By April, the snow will be gone, and many Chicagoans will be eager to come to the Garden to see our show. In the horticulture division we've added a special class this year, "Best Vase of Three, Hybridized in the Midwest Region or Central Region." There will also be Design and Photography divisions.

Check out [www.ADS2009Convention.org](http://www.ADS2009Convention.org) for all the details and schedules for all three divisions.

Those entering blooms in the horticulture division will be able to begin preparations at noon on Friday. Stay all night if you like. We will bring in pizza for those who are there late-night Friday.

**Speaker sessions will be held both on Saturday and on Sunday.** Most presentations will be held in the auditorium at the Regenstein Center, which will be able to accommodate all of us. The complete speaker schedule will be available on the website. Check it out and plan to hear all of the speakers.

There will be a Members Lounge in the Regenstein Center. Come there to relax and meet your fellow conventioners. We're trying something new that we hope you will like. Posters will be presented in this room. Consider submitting one. This feature is not a competition but a way of sharing information about any daffodil or gardening topic that interests you. Put some pictures and a bit of narrative on a piece of posterboard. Add a title and your name. Optionally, add a time when you'll appear in the Members Lounge to discuss your poster with others. When you arrive, leave your poster at the convention registration desk. We'll get it where it needs to go.

Transportation between the Renaissance Chicago North Shore Hotel and the Botanic Garden, a distance of about two miles, will be by your private car or by shuttle bus. Those who are driving please note that parking is free and uncomplicated at both the Garden and the hotel. For free parking at the Garden, show your convention badge at the entrance.

Those who will not have a private car will use the shuttle bus, which will be scheduled every 20 minutes between the Garden and the hotel. Anyone who needs special accommodations should notify the convention registration desk upon arrival and we'll make the necessary arrangements.

Look in your registration packet for vouchers for tram rides at the Garden. The Grand Tram Tour covers the perimeter of the Garden, providing an overview of all areas. The Bright Encounters Tour offers a

close-up look at the Gardens on the main island. Trams are wheelchair accessible. Each tour is about 35 minutes. Allow time in your schedule to take both of them.

The Garden comprises 385 acres. You can enjoy its website at *www.ChicagoBotanic.org*. The Chicago Botanic Garden is one of the official ADS Display Gardens.

Using the vouchers provided in your registration packet, you will be able to have Saturday and Sunday lunches either at the Garden Café at the Garden or at the Rooks Corner Restaurant at the hotel. Eat wherever and whenever you like. I do encourage you to make new friends by sitting down with someone else wearing the ADS convention badge.

**We'll have the Saturday evening banquet at the beautiful McGinley Pavilion of the Garden.** We've scheduled a prize-winning barbershop quartet to entertain us, and the show awards will be presented. We will also hold the Annual Meeting on this evening.

**The bulb auction and the Sunday evening banquet will be at the hotel.** Following the Chicago theme, a blues band will provide background music for the cocktail hour. Nial Watson, of Ringhaddy Daffodils, Northern Ireland, will be the speaker.

Like to shop? Find time to stop by The Garden Shop at the Garden. You'll find many books and other items of interest to gardeners. The hotel offers shuttle service to certain nearby shopping areas. Check at the desk for further information.

**Monday morning we will head for Niles, Michigan, where we'll visit John and Sandy Reed's Oakwood Daffodils.** There we'll view acres of John's terrific daffodils and will hear from other Midwestern hybridizers.

On the registration form we've provided one price for those of you who will be joining us on the bus (this one won't be a shuttle bus!) and returning to the hotel by way of Chicago's new Millennium Park, which is a must-see for tourists. There is a different price for those who will take private transportation to Niles, perhaps on their way home.

We convention planners are expecting to provide a great opportunity to see your fellow daffodil enthusiasts, hear some interesting speakers and participate in a fantastic show which will be seen by a record number of visitors. Yes, by April 24-27, Chicago will be "My Kind of Town." See you there!

## Driving Directions from all points of the compass:

The Renaissance Chicago North Shore Hotel has provided helpful directions to the hotel for all of you who are driving to the convention. The hotel is at 933 Skokie Boulevard, Northbrook, IL 60062, phone (847) 498-6500

- ✿ **From 41 North:** Route 41 to Lake-Cook Road. Exit at Lake-Cook Road. Go west (right turn) on Lake-Cook Road. Take Lake-Cook Road to first light. (Skokie Boulevard). Turn left on Skokie Boulevard, go 1 ½ miles, and hotel is one block south on the left (just past Dundee Road.)
- ✿ **From 94-Chicago:** I-94 West to Dundee Road. Exit West. Turn left on Skokie Boulevard. Hotel one block south on left.
- ✿ **From Route 53:** Route 53 North to Dundee Road Exit.) 10 miles to Skokie Boulevard. Turn right. Hotel is one block south on the left.
- ✿ **From 94-Wisconsin:** I-94 South (at junction/split of I-94 and I-294, stay in left lanes) toward Chicago Edens Expressway to Waukegan Road Exit (only one way to go). At next light, go east (left turn) on Dundee Road. Go to Skokie Boulevard. Turn right. Hotel is one block south on the left.
- ✿ **From O'Hare:** I-90 to I-294 North to Willow Road. Exit Willow Road East (right turn) to Sunset Ridge Road (about 4 ½ miles). Turn left on Sunset Ridge Road. Go two miles to the end of street. Hotel is in front of light. ✿

### Notice of the Annual Meeting of the ADS

The annual meeting of the American Daffodil Society, Incorporated, will be held Saturday, April 25, 2009, at the Chicago Botanic Garden in Chicago, Illinois, for the purpose of electing officers and directors as provided by the By-Laws, and to take action on and transact any other business which may properly and lawfully come before the meeting.

*By the Order of the Board of Directors  
Sally Nash, Secretary*

## ***Hotel Reservation and Airport Taxi Information***

---

### **ADS 2009 Convention April 25 – 27, 2009**

(With additional activities on April 24)

#### **Renaissance Chicago North Shore Hotel**

933 Skokie Boulevard  
Northbrook, Illinois 60062  
847-498-6500

To make **reservations** click on the hotel link available at [www.ADS2009Convention.org](http://www.ADS2009Convention.org) or call 888-236-2427.

To receive the **group rate**, use the following code: **ADSADSA**  
Special room rate for our group is \$120 plus government taxes and fees.  
This rate is effective from 4/21/09 through 4/29/09.

**Reservations must be made no later than 4/3/09 at noon Central Time in order to receive the group discount.** Reservation requests received after the cut-off date will be accommodated, based on availability and at the hotel's prevailing rates.

Rooms will be available at 4 p.m. on arrival day and reserved until noon on departure day. Any attendee wishing special consideration for late checkout should inquire at the front desk on the day of departure.

Parking is free at the hotel for convention attendees.

#### **Taxi Information** (fares accurate as of 9/13/08)

##### **From Chicago O'Hare – ORD**


American Taxi: flat fare \$30; 847-255-9600  
Use of city cabs may result in higher fares.

##### **From Chicago Midway – MDW**

American Taxi: flat fare \$57; 847-255-9600  
Use of city cabs may result in higher fares.

## Wells Knierim Photography Award

---



The Best Photograph in the Photography Competition at the ADS National Convention show in Chicago will be presented with the Wells Knierim Photography Award. The first Knierim Award was won by Al Warfield of Richmond at the 2008 convention. To enter the 2009 competition, go to [www.ADS2009Convention.org](http://www.ADS2009Convention.org).

Wells Knierim and a camera were intertwined in the memory of many visitors to National Conventions over the past fifty years. He was seen photographing show winners, scenes on garden tours, and many of his favorite “people pictures.” And convention visitors could always count on at least one informal “slide show” after the scheduled events of a convention evening.

Wells judged and photographed flowers, especially daffodils, across the world. He was often seen photographing blooms after he had finished making his entries. He was responsible for originating color in the *Daffodil Journal* and paid for the original color photography.

He generously shared his slides as he did his surplus daffodil bulbs. Those pictures were vital in publishing the ADS *50-Year History* and creating the photographic presentation for the 2004 50<sup>th</sup> anniversary convention.

Tag Bourne fondly remembers her good friend Wells, who lived in Cleveland, Ohio. He was president of the ADS, and for many decades its treasurer. He received the ADS Silver Medal in 1970. He established the Western Reserve Daffodil Society and was instrumental in getting the Central Ohio Daffodil Society started, as well as helping others in the Midwest Region.

“And he probably planted more daffodils around Cleveland than anyone,” Tag added. ❀



### **ADS Judging Schools Scheduled for Spring 2009**

**School I—March 8, 2009, Dallas, Texas.** Dallas Arboretum and Botanical Gardens, 8525 Garland Rd., Dallas, Texas 75228. Contact: Mary Ann Moreland, 528 E. Tripp Rd., Sunnyvale, TX 75182-9547, (972)-226-2787 or (214) 801-6777, [geray@aol.com](mailto:geray@aol.com)

**School II—March 21 & 22, Atlanta, Georgia.** ID part of the test on March 21, after judging ends for Georgia Daffodil Society show, School II completed on Sunday, March 22. Contact: Carolyn Hawkins, 7329 Kendel Ct., Jonesboro, GA 30236-2512, (770)-855-4248, [carolyn9999@comcast.net](mailto:carolyn9999@comcast.net)

**School I—April 24, 2009, National Convention, Chicago, Illinois** Chicago Botanic Garden., 1000 Lake Cook Rd. Glencoe, IL. Contact: George Dorner, 20753. Buffalo Run, Kildeer, Illinois 60047 (847)-438-5309, [george@dorners.net](mailto:george@dorners.net)



### **Lip Pins Available from England**

Individual exhibitors and show chairmen who wish to buy a new supply of what is known in England as “lip pins” and to some American exhibitors as “card pins,” to use for cultivar names when entering collections, can order them from Sandra Baxter. The cost per box of 200 pins is 6 British pounds. Email [sandybax@hotmail.co.uk](mailto:sandybax@hotmail.co.uk) to work out the cost of post and packing.



## **June 1 is Deadline for Registering New Daffodil Cultivars**

Any hybridizer who plans to register a new daffodil cultivar during the 2009 show season must send complete information to the Information Management chairman, Mary Lou Gripshover, on or before June 1, 2009. The application form can be ordered by mail from Mary Lou at 1686 Grey Fox Trail, Milford, OH 45150, (513)-248-9137, or from [mgripshover@cinci.rr.com](mailto:mgripshover@cinci.rr.com). Be taking pictures and making final measurements during this bloom season. A slide or photograph (which will be returned) is helpful but not required.



## **Updated Suggested Intermediates List Is Now Available**

Mitch Carney, Intermediates chairman, asks growers and exhibitors to check out the newly-updated Suggested Intermediates List now available on the ADS website, [www.daffodilusa.org](http://www.daffodilusa.org)

Click on ADS References and Resources, then Designations and Daffodil Awards, to the ADS Suggested List of Intermediate Daffodils 2008. Following a brief explanation of Intermediate measurements is a suggested list of daffodils which meet the criteria for Intermediates, plus a supplement updated in April of 2008 of new registrations which might fit into this category. Concluding this section is a list of flowers which had no measurements submitted when they were registered, but which may be of intermediate size.

Mitch invites anyone who grows these flowers on this final list to submit measurements and observations to him at 5906 Clevelandtown Rd., Boonsboro, MD 21713, or to email him at [MCa1062357@aol.com](mailto:MCa1062357@aol.com)



## **Additional Classification Changes**

Mary Lou Gripshover has announced six additional classification changes in the latest *Supplement to the RHS Register* and asks that you mark them in your copy of *Daffodils to Show and Grow*

- ‘Cameo Jewel’---change to Division 2
- ‘Denali’—change to season 3, mid-season
- ‘Elegance’ (Engleheart)—change color code to Y-Y
- ‘Gold Velvet’—change to season 2, early
- ‘Version’—change to Division 1
- ‘West Point’—change to Division 2

**Sincere appreciation goes to Mary Lou Gripshover for all of the photographs of the Symposium speakers, and to Becky Fox Matthews for transcribing several of the presentations.**

# **Around the Regions**

## **The Southeast Region**



The Georgia Daffodil Society of the Southeast Region is unique in its shared emphasis on historic daffodils and on the blending of daffodils and designs in their Atlanta Show.

The GDS is truly a venerable society, almost as old as the ADS itself. “Georgia daffodil enthusiasts,” according to the *ADS History*, went straight home from the first convention in Washington in 1955 and formed their own state daffodil society. They had their first show the next year, and hosted the 1958 ADS convention, held in Atlanta. They also sponsored the 1990 ADS convention at Callaway Gardens, part of which was filmed by “Victory Garden.” Members of the Georgia society are leaders in the present emphasis on historic daffodils, partly because, according to Regional Vice-President Bonnie Campbell, “a lot of our new members come from people moving into homes with older daffodils growing, and getting hooked.”

The gardens of Berma Abercrombie, one of the ADS charter members, and of John Lipscomb both were featured on the television program “Gardener’s Diary,” with a focus on their historic daffodils. Sara Van Beck is very active in ADS historic endeavors. Sara, who originated the ADS Display Garden program, leads “daffodil digs” when estates around Atlanta are being sold, and is also diligent in searching for, and adding to, plantings of “cemetery” daffodils.

The Georgia Daffodil Society, throughout its history, has exemplified cooperation with those interested in floral designs. The North Georgia Council of Flower Show Judges co-sponsors the Atlanta show each year. This dates back to the days when the Garden Center of Atlanta sponsored all the various plant society shows in the city, each with large sections of both horticulture and design. This sense of cooperation continues the blending of both aspects of growing and showing daffodils. 🌷

### *...From the Executive Director's Computer*

Your *Journal* is unusual for MAR 09, as you have received it in a “poly bag” envelope. You found a “stuffer” with important information about your dues payments, and a promotion for the upcoming ADS Convention and National Show in Chicago. The poly bag is a one time effort to enclose the info and bring attention to your dues payments. We no longer send dues notices. Your dues “paid thru date” is on the back of each *Journal*.

Show Time! Please get your orders in for your show supplies right away. Here is a suggestion for judge's gifts and for prizes for your Historic sections: give copies of our ADS *50 Year History*. For a limited time this show season, we are offering this wonderful softbound book for \$7.00 for one copy, 3 copies for \$6 each, and \$5 each, for five or more copies in one order, going to the same address. Buy at least five and make them available to your new members, or to the winner of the newcomer or small grower award.

I am working on assembling complete sets of ADS *Journals*. If you are downsizing, and are willing to “return” your complete (or almost complete) set of Journals, we can put them to good use. Please contact me to make arrangements. We especially seek the issues from the first few years the *Journal* was published.

From the vaults of ADS... I sometimes find delightful treasures, and will make them available. Of interest to those ADS members who also enjoy philately, we have first day covers, issued 15 MAR 05, in Chicago, with the daffodil stamp from the Spring Flowers collection, that are on our ADS stationery envelopes, and feature one of the two, or both, ADS logos that have been used since 1954. We have 10 of these first day covers. The price is \$10 each and this includes postage to send the envelope to you. They are totally unique and will go fast. Order yours today.

Of interest to all is our membership number. We are doing well and presently have 1438 members. In 1998 we had 1139 members, so we are increasing. But please go forth and infect others with “yellow fever”. This outstanding *Journal* makes our ADS membership dues a real bargain. I am pleased to handle gift memberships for you. Just let me know the particulars and I will take it from there. 🌸

Your daffodil concierge,  
*Jaydee Atkins Ager*

## 2009 ADS DAFFODIL SHOWS

**Chriss Rainey**

Awards Chairman

No doubt many of you have sighted new shoots of growth in your daffodil patch and are starting to clear the way in your busy lives for another great daffodil show season. You will have by now selected the shows you plan to attend, though last minute changes are often necessary based on weather conditions and what you have in bloom in your own collection.

If you are a show chairman, bear in mind that the weather in your location may not mirror the conditions elsewhere, so before you cancel your show, take into consideration that people beyond your area may not have altered their own plans and may still plan to come. It is important that you contact me as soon as possible if you elect to cancel your show. You can reach me by phone at 703 391-2073 or online at *Triller7@verizon.net*. I will let Nancy Tackett know so she can quickly update the information on the ADS website. All exhibitors in doubt about a show should call me to see if a cancellation has occurred, or check the website, *www.daffodilusa.org* for last minute information before starting out on long car trips. You may also want to call the numbers listed for each show for further details or to secure a schedule in advance.

And speaking of changes, the board approved four new classes to challenge exhibitors of miniatures. All four will be offered at this year's national show in Chicago as well as a few regional shows across the country. The first is a collection of 24 stems of miniature cultivars and or species, one stem each, to compete for the Premier Miniature Collection Ribbon. The other three classes are for miniature flowers hybridized and exhibited by ADS members in 3, 6, or 12 stem collections.

Remember that the schedule is the law of the show. And every schedule may be slightly different, so be careful to read and respect the rules wherever you choose to exhibit your blooms.

My hat is off to all the dedicated people who year after year agree to chair these various shows. I'm very happy to have been given the pleasure of working with you and I will look forward to receiving your reports when your show is over. I have done my best to revamp the report forms to a format that will make reporting easier. My goal is to convince all shows to adopt the use of class record cards, first used by Jerry Wilson and Kirby Fong in Portland, Oregon at the national show in 2000. I believe this

method is fool proof and will greatly reduce errors and confusion after a show is closed. These cards can be used as a fall back for the show reports. Show chairmen will all have received private correspondence from me regarding the use of these cards for their respective shows by the time this issue goes to press.

Have fun, first of all, wherever you go, and may your best blooms be showered with ribbons at every venue. ❁

**March 7-8, 2009, Southern Regional Show, Dallas, Texas. Texas Daffodil Society**, Dallas Arboretum, 8617 Garland Road, Dallas, TX. Contact: Rod Armstrong, 7520 England Drive, Plano, TX 75025, 972-517-2218, [rla1944@verizon.net](mailto:rla1944@verizon.net)

**March 7-8, Livermore, CA, Northern California Daffodil Society**, Alden Lane Nursery, 981 Alden Lane. Contact: Kirby Fong, 790 Carmel Ave., Livermore, CA 94550, 925-443-3888, [kfong@alumni.caltech.edu](mailto:kfong@alumni.caltech.edu)

**March 14-15, 2009, Ridgeland, MS, Central Mississippi Daffodil Society**, Centre Court, Northpark Mall, 1200 East County Line Road, Ridgeland, MS 39157, Contact: Loyce McKenzie, 249 Ingleside Drive, Madison, MS 39110, 601-856-5462, [lmckdaffodils@aol.com](mailto:lmckdaffodils@aol.com)

**March 21, 2009, Barco, North Carolina, Northeastern North Carolina Daffodil Society**, NC Agriculture Cooperative Extension Facility 120 Community Way (at US Rt 159 & Avion Pkwy) Barco, NC. Contact: Clay Higgins, P.O. Box 369 Harbinger, NC 27941, 240 632-0002, [chiggins@comcast.net](mailto:chiggins@comcast.net)

**March 21, 2009, Lake Oswego, Oregon, Oregon Daffodil Society**, Oswego Heritage House 398 Tenth St., Lake Oswego, OR 97035. Contact: Kirsten Vollan, 1984 Wembley Park Rd., Lake Oswego, OR 97034, 503 753-8574, [kirsten.vollan@gmail.com](mailto:kirsten.vollan@gmail.com)

**March 21-22, 2009, Atlanta, Georgia, Georgia Daffodil Society**, Atlanta Botanical Gardens, Day Hall 1345 Piedmont Ave., NE, Atlanta, GA 30309. Contact: Bonnie Campbell, 590 Sandy Creek Rd., Fayetteville, GA 30214, 770 461-7066, [Shade007@bellsouth.net](mailto:Shade007@bellsouth.net)

**March 21-22, 2009, Murphys, California, Northern California Daffodil Society**, Kautz Ironstone Vineyards, Murphys, CA. Contact: Bob Spotts, 409 Hazelnut Dr., Oakley, CA 94561, 925 625-5526, [rspotts@netvista.net](mailto:rspotts@netvista.net)

**March 28-29, 2009, Albany, Oregon, Oregon Daffodil Society**, Heritage Mall 1895 East 14th St., SE Albany, OR 97321. Contact: Peggy Tigner, 27861 Pine View Rd., Brownsville, OR 97327, 541 466-3429, [tigner@centurytel.net](mailto:tigner@centurytel.net)

**March 28, 2009, Conway, Arkansas, Arkansas Daffodil Society**, Library of Faulkner County 2900 Tyler St., Conway, AR 72034. Contact: Kay Mayes, 7 Deerwood Dr., Conway, AR 72034-6112, 501 329-8201, [mkcalvert@earthlink.net](mailto:mkcalvert@earthlink.net)

**March 28-29, 2009, Fortuna, California, Fortuna Garden Club**, Fortuna River Lodge Conference Center, 1800 Riverwalk Dr., Fortuna, CA. Contact: Show chairman Janean Guest, [janean@hotmail.com](mailto:janean@hotmail.com), 707-725-2852, Co-chairman, Dian Keesee, 1000 Angel Heights Ave., Fortuna, CA 95540, 707 725-2281, [diankeesee@sbcglobal.net](mailto:diankeesee@sbcglobal.net)

**March 28-29, 2009, Gloucester, Virginia, Garden Club of Gloucester**, Page Middle School, Route 17 South, Gloucester, VA. Contact: Kate Zullo, Gloucester Village Dr., Gloucester, VA 23061, 804-692-3185.804-692-3185, [zphyr94@aol.com](mailto:zphyr94@aol.com), or Peggy Robins, P.O.Box 65, Gloucester Point, VA 23062, (804) 642-2672, [hbpeggy@cox.net](mailto:hbpeggy@cox.net)

**March 28-29, 2009, Knoxville, Tennessee, East Tennessee Daffodil Society**, University of Tennessee Agriculture Campus, Ellington Plant Science Auditorium, Knoxville, TN. Contact: Lynn Ladd, 1701 Westcliff Dr., Maryville, TN 37803-6301, 865 984-6688, [lladd1701@bellsouth.net](mailto:lladd1701@bellsouth.net)

**April 1-2, 2009, White Stone, Virginia, Garden Club of Virginia**, White Stone Church of the Nazarene 57 Whisk Dr., White Stone, VA. Contact: Candy Carden, P.O. Box 310 Kinsale, VA 22488, 804 472-3508, [cancarden@aol.com](mailto:cancarden@aol.com)

**April 3-4, 2009, Pacific Regional Show**, Amity, Oregon, Oregon Daffodil Society, Amity Elementary School 302 Rice Lane, Amity, OR. Contact: Nancy Ellis, 16501 SE Fairview, Dayton, OR 97114-8620 503 868-7507 [Ellis@onlinenw.com](mailto:Ellis@onlinenw.com)

**April 3-4, 2009, Central Regional Show, Saint Louis, Missouri. Greater Saint Louis Daffodil Society**, Missouri Botanical Garden, 4344 Shaw Boulevard, St. Louis, MO 63110. Contact: Lynn Slackman, 3758 Boatsman Point, Belleville, IL 62221-0435, [dslackman@aol.com](mailto:dslackman@aol.com)

**April 4, 2009, Jeffersonville, Indiana, Indiana Daffodil Growers South**, St. Paul's Episcopal Church, Walnut Street & Market St., Jeffersonville, IN 47129. Contact: Sue Bartle, 107 Nashua St., Clarksville, IN 47129-1428, 812 945-8219, [suebartle@att.net](mailto:suebartle@att.net)

**April 4-5, 2009, Southeast Regional Show, Nashville, Tennessee, Middle Tennessee Daffodil Society**, Cheekwood Botanic Gardens 1200 Forrest Park Dr., Nashville, TN 37205. Contact: Ann McKinney, 5134 Reminton Dr., Brentwood, TN 37027, 615 377-6848, [ateamTN@aol.com](mailto:ateamTN@aol.com)

**April 4-5, 2009, Princess Anne, Maryland, Somerset County Garden Club**, Teackle Mansion Princess Anne, 11736 Mansion Street, MD 21853. Contact: Elisabeth Walker, 410 651-3803, *swalker@mymailstation.com*

**April 4-5, 2009, Richmond, Virginia, Virginia Daffodil Society**, Lewis Ginter Botanical Garden, Edu. Bldg., 1800 Lakeside Ave., Richmond, VA 23228. Contact: Linda Simon, 10020 Stone Path Drive, Ashland, VA 23005, 804 752-7598, *linda.simon@comcast.net*

**April 7, 2009, Upperville, Virginia, Upperville Garden Club**, Buchanan Hall 8649 John S. Mosby Hwy, Upperville, VA. Contact: Alex Woodson, Middleburg, VA, 540 687-6510, *alexwoodson@aol.com*

**April 10-11, 2009, Edgewater, Maryland, Dist. II, Federated Garden Clubs of Maryland**, Historic London Town House and Gardens, Edgewater, MD. Contact: Marie Coulter, 342 Prestonfield Lane, Severna Park, MD 21146-1512, 410 647-8971, *Frankandmarie@verizon.net*

**April 10-11, 2009, Lehi, Utah, Thanksgiving Point Daffodil Show**, Thanksgiving Point, 3003 North Thanksgiving Way, Lehi, Utah 84043. Contact: Mary B. Durtschi, P.O. Box 88, 1295 Stockton, UT 84071, 435 843-1422, *Marybdurtschi@msn.com*

**April 11-12, 2009, Cincinnati, Ohio, Southwestern Ohio Daffodil Society**, Cincinnati Zoo and Botanical Garden 3240 Vine St., Cincinnati, OH 45220, Tree Tops Room. Contact: Linda Wallpe, 1940 Gregory Lane, Cincinnati, OH 45206, 513 221-4140, *lwallpe@cinci.rr.com*

**April 11-12, 2009, Salt Lake City, Utah, Red Butte Garden Daffodil Show**, Red Butte Garden, University of Utah, 300 Wakara Way, Salt Lake City, UT 84108. Contact: Mary B. Durtschi, P.O. Box 88, 1295 Stockton, UT 84071, 435 843-1422, *Marybdurtschi@msn.com*

**April 11-12, 2009, Middle Atlantic Regional Show, Wheaton, Maryland, Washington Daffodil Society**, Brookside Gardens, 1800 Glenallan Ave., Wheaton, MD 20902. Contact: Tom Taylor, 8102 Bright Meadows Lane, Dunn Loring, VA 22027, 703 698-8636, *tom1939@msn.com*

**April 11-12, 2009, Wichita, KS, Wichita Daffodil Society**, at Botanica, the Wichita Gardens, 701 North Amidon, Wichita, KS. Contact: Margie Roehr, 594 North Broadmoor, Wichita, KS 67206, 316-683-9158, *Margie@roehrco.com*

**April 16-17, 2009, Indianapolis, Indiana, Indiana Daffodil Society**, Holliday Park Nature Center, 6333 Springmill Rd., Indianapolis, Indiana. Contact: Suzy Wert, 7350 North Illinois St., Indianapolis, Indiana 46260, 317 259-0060, *limequilla@aol.com*

**April 18-19, 2009, Chambersburg, Pennsylvania, Chambersburg Garden Club and Tuscarora Daffodil Society**, First Lutheran Church, 43 West Washington St., Chambersburg, PA 17201. Contact: Richard Ezell, 334 Baltimore St., Gettysburg, PA 17325, 717 334-2304, *brownezell@earthlink.net*

**April 18-19, 2009, Midwest Regional Show, Columbus, Ohio, Central Ohio Daffodil Society**, Franklin Park Conservatory 1770 East Broad St., Columbus, OH. Contact: Phyllis Hess, 3670 East Powell Rd., Lewis Center, OH 43035-9530, 614 882-5720, *phess1@insight.rr.com*

**April 18-19, 2009, Northeast Regional Show, Kennett Square, Pennsylvania, Delaware Valley Daffodil Society**, Longwood Gardens, 1001 Longwood Road, Kennett Square, PA 19348. Contact: Anne Howe, 7 Surrey Lane, Downingtown, PA 19335-1507, 610 458-5291, *wahowe@verizon.com*

**April 18, 2009, Washington, Pennsylvania, Daffodil and Hosta Society of Western PA**, Trax Farms, 528 Trax Road, Finleyville, PA 15332. Contact: Mark Gresh, 284 Fords Corner Road, Nanty Glo, PA 15943, 814 418-2380, *gresh101@hotmail.com*

**April 21-22, 2009, Morristown, New Jersey, New Jersey Daffodil Show**, Frelinghusen Arboretum, 53 East Hanover Avenue, Morristown, NJ. Contact: Ray Rogers, 503 Lee Avenue, North Brunswick, NJ 08902, 732-249-9282, *rayro@optonline.net*

**April 21-22, 2009, Towson, Maryland, Maryland Daffodil Society**, The Shops at Kenilworth, 800 Kenilworth Drive, Towson, MD 21204. Contact: Nicki Schwab, P.O.Box 20, Gibson Island, MD 21056, 410-437-6909, *mako261mom.@aol.com*

**April 22-23, 2009, New England Regional Show, Greenwich, Connecticut, Greenwich Daffodil Society**, The Boys and Girls Club of Greenwich, 4 Horseneck Lane, Greenwich, CT. Contact: Lyn Hurlock, 46 Byram Drive, Greenwich, CT 06830, 203 661-5592, *hurloma@aol.com*

**April 25-26, 2009, American Daffodil Society National Show, Glencoe, Illinois, Midwest Daffodil Society**, Chicago Botanic Garden, 1000 Lake Cook Road, Glencoe, Illinois 60022. Contact: George Dorner, 20753 Buffalo Run, Kildeer, Illinois 60047, 847 438-5309, *george@dorners.net*

**April 25-26, 2009, Nantucket, Massachusetts, Nantucket Garden Club**, The Coffin School, 4 Winter St., Nantucket, MA. Contact: Mary Malavase, P.O. Box 1183, Nantucket, MA 02554, 508 228-4097, *mmalavase@comcast.net*




**April 25-26, 2009, Youngstown, OH, Fellows Riverside Gardens Daffodil Show**, Fellows Riverside Gardens, Mill Creek MetroParks 123 McKinley Ave., Youngstown, OH 44509. Contact: Norma Roden, [nroden@cboss.com](mailto:nroden@cboss.com)

**April 28-29, 2009, Rye, New York, Little Garden Club of Rye**, The Osborn Retirement Community, 101 Theall Road, Rye, NY. Contact: Robin Russell, Two Flagler Drive, Rye, NY 10580, 914 967-8044, [rdhr@mindspring.com](mailto:rdhr@mindspring.com)

**May 2-3, 2009, Minneapolis, MN, Daffodil Society of Minnesota**, Bachman's Garden Center, Heritage Room, 6010 Lyndale Ave. South, Minneapolis, MN 55419, Contact: Margaret Macneale, 4530 Douglas Avenue, Golden Valley, MN 55416-3527, 763-377-1458 (home) 612-518-3426 (cell), [mmacneale@jfcsmpls.org](mailto:mmacneale@jfcsmpls.org)

**May 2-3, 2009, Reston, VA, Washington Daffodil Society's American Pie Eater's Show**, St. John Neumann Catholic Church 11900 Lawyers Rd., Reston, VA 20191, Contact: Chriss Rainey, 2037 Beacon Place, Reston, VA 20191, 703 391-2073, [triller7@verizon.net](mailto:triller7@verizon.net)

**May 2-3, 2009, West Boylston, Massachusetts, Seven States Daffodil Society**, Tower Hill, West Boylston, MA, Contact: Dianne Mrak, 72 Bay View Rd., Dover, NH 03820, 603 343-5367, [Diannemrak@aol.com](mailto:Diannemrak@aol.com)



## Blue Ribbons on a Budget

**Bob Huesmann, Bethesda, MD**

The list that follows is an updated version of one published in the Spring 2004 *Newsletter* of the Washington, DC, Daffodil Society. The purpose of the list is to give beginners or growers with limited space and budgets some suggestions for establishing, from the more than 200 cultivars mentioned, a representative and varied collection of 100 exhibition-quality daffodils for well under \$500. The cultivars listed can be purchased for \$8 or less, mostly under \$5, and quite a few can usually be found for free in your local society's bulb exchange.

The primary basis for the list was the show reports included in the September issue of *The Daffodil Journal* for the years 1995-2007. Generally the varieties listed appeared in the show reports more consistently and more often than others in their class. Quite a few appeared at least once in the "frequent winners" list at the beginning of each show report.

Most of the cultivars mentioned below also won gold ribbons during the 1995-2007 period. I also included a few that from my own experience or that of other growers that are good exhibition varieties, or may have been overlooked, or are just beginning to be recognized.

### Division I

**Y-Y:** 'Akala', 'Temple Gold' or newer 'Sideling Hill' for early season, 'Goldfinger' for late. Complement these golden yellow cultivars with pastel 'Fresh Lime' (YYW-Y).

**Y-O:** Old stalwarts 'Corbiere' and 'Glenfarclas' are still shown, but 'Uncle Duncan' and 'Kamms' grow smoother for me. Keep an eye out for newer cultivars in this rapidly expanding class.

**Y-P:** This class is hard on budgets. While you wait for newer cultivars to come within budget range, consider 'Girasol'. Although scarce and not often shown, perhaps due to rather pale colors, 'Girasol' is reasonably priced and sports an ultra-smooth and flat perianth. Based on form, it is one of my favorite "overlooked" daffodils. Reverse bicolors 'Gin and Lime' and 'Young American' appear frequently in winning Maroon Ribbon collections.

**W-Y:** 'POPS Legacy' and 'Bravoure'.

**W-P:** 'Pink Silk'. **W-W:** 'Silent Valley.' and 'April Love'.

## Division 2

**Y-Y:** ‘Gold Convention’, ‘Nob Hill’, ‘Golden Aura’, ‘Miss Primm’, ‘Lemon Lyric’, ‘Hambledon’, ‘Lemon Sails’, ‘Maya Dynasty’, ‘Amber Castle’, ‘Highpoint’, ‘Tristram.’ (These cultivars cover a range of blooming seasons and include several with a white “collar” in the perianth, so use your *Daffodils to Show and Grow* and select carefully.

**Y-O/R:** There are many to choose from in this class, including ‘Lennymore’, ‘Casterbridge’, **(YYW-O)** ‘Resplendent’, ‘Surrey’, ‘Fly Half’, (not big, but very consistent), ‘Torridon’, ‘Bunclody’, ‘Red Mission’, ‘Dynasty’, ‘Falstaff’ and ‘Scarlet Tanager’ (intermediate). The Lochs are valued by experienced growers, including ‘Maberry’, ‘Hope’, ‘Lundie’, ‘Owskeich’, and ‘More’. ‘Shining Light’ and ‘Mexico City’, both registered four decades ago, are still seen in winning collections. The more recent but inexpensive ‘Irish Rum’ has been a gold ribbon candidate. Even if priced modestly above budget range, I suggest ‘Pacific Rim’ **(Y-YYR)** be considered.

**Y-P:** ‘Affirmation’ and ‘Acumen’.

**Y-W:** ‘Carib Gipsy’, ‘Daydream’, ‘Goff’s Caye’, ‘Grand Prospect’, ‘Lemon Brook’, ‘Xunantunich’, ‘Helford Dawn’ and ‘Coldbrook.’ The classic ‘Altun Ha’ is now available for only an extra dollar.

**O-O/R:** ‘Creag Dubh’, ‘Red Aria’ ‘Craig Stiehl’, ‘Calexico’, ‘Limbo’ and ‘Bailey’.

**W-Y:** Newer but inexpensive ‘Dayton Lake’ is very consistently smooth, with good color in the cup. Somewhat more expensive ‘Holme Fen’ is one of the very best with a well-colored cup. ‘Geometrics’ is perfectly formed, but show it soon after opening, before the corona fades. The late-blooming ‘Galactic’ **(W-YYW)**, with much substance, is often seen in winning collections, as is the beautiful but more expensive ‘Newport’ **(W-YOY)**.

**WOO/R:** ‘Lara’ seems to be the standard in this class and ‘Royal Marine’ **(W-YOO)** also wins often. ‘Conestoga’ **(W-GYO)** always seems to appear in winner lists; it is a must-have. Murray Evans’ beautiful ‘Foxfire’ **(W-GWO)** from 1969 has an unusual color code and is valued by experienced growers. It is a very useful collection flower, especially for Throckmorton exhibits.

**W-P:** ‘Fragrant Rose’, ‘Dailmanach’ and ‘Salome’ **(W-PPY)** are a solid foundation. Expand from there with newer winners costing somewhat more, including ‘All American’, ‘Pink China’ (intermediate), ‘Soprano’, ‘Silent Pink’, ‘Berceuse’, ‘Cherrygardens’ and ‘Aplllins’.

**W-P (rim):** ‘Rainbow’, ‘High Society’, ‘Pink Evening’ and ‘Dove Song’ still appear occasionally, but I suggest you start with the newer ‘Notre Dame’ or ‘Savoir Faire’. Both are now reasonably priced and more likely to win consistently. Under-rated ‘Songket’ (**W-GWP**) would be a lovely component in any collection. ‘Rimski’ is a useful intermediate.

**W-W:** ‘River Queen,’ ‘Williamsburg’, ‘Broomhill’ (easiest to grow) and ‘Homestead’ (perhaps the smoothest)

**W-GWW:** ‘Misty Glen’, ‘Ashmore’ and ‘Regal Bliss’.

### Division 3

**Y-Y:** ‘New Penny’, ‘Nonchalant’.

**Y-O/R:** ‘Dateline’, ‘Centre Ville’, ‘Achduart’

**Y-YYR:** ‘Triple Crown’ (essential in my opinion), ‘Badbury Rings’, ‘La Traviata’

**Y-W:** Few available in this class, and not often seen, but I think ‘Cornell’ and ‘Lyrebird’ are worthy collection flowers.

**O-O/R:** ‘Bossa Nova’, ‘Red Sheen’

**W-Y:** ‘Spindletop’, ‘Evesham’, and I like ‘Carnearney’, too.

**W-WWY:** ‘Nordic Rim’, ‘Rimmon’, ‘Park Springs’

**W-O/R:** ‘Cherry Bounce’

**W-O/R (rim):** Start with must-have ‘Killearnan.’ Add the beautiful ‘La Paloma’, recently available for a dollar over budget, and you should have a good chance for a gold ribbon. Other frequent winners include ‘Rim Ride’, ‘Estrella’ and ‘Olathe’.

**W-O/R (two zones):** ‘Purbeck’, ‘Cairntoul’, ‘Palmyra’

**W-W:** ‘Cool Crystal’ (my budget favorite, and a frequent winner overseas, as well), ‘White Tie’, ‘High Cotton,’ ‘Smooth Sails’.

Other good show cultivars are ‘Pewee’ (pink rim) and ‘My Sweetheart,’ and they can be shown in intermediate classes.

### Division 4

**Y-Y:** ‘Elixir’, ‘Angkor’, ‘Spun Honey’

**Y-O/R:** Superbly formed ‘Crackington’ (**Y-O**) and ‘Muster’ (**W-O**) would be the first two doubles I would acquire. ‘Radjel’ (**Y-R**) is brightly colored, early, and should be more widely appreciated either as a standard or an intermediate.

**W-W:** ‘Serena Lodge’ does well in my area and may be the least costly show flower in this class.

**W-R:** ‘Rosegarden’ and ‘Fortescue’

**W-P:** The good ones in this class seem a bit harder to grow for me but some of us have successfully grown and shown ‘Night Music’ ‘Waldorf Astoria’ and ‘Grosvenor’, all now reasonably priced. ‘Cotton Candy’ (**W-WYP**) is lovely. I and others think it should be more widely appreciated.

### Division 5

**Y-Y** and **Y-O;** The budget-priced cultivars are not frequent winners.

**Y-W:** ‘Lavalier’ (**YYW-W**) is unique and an excellent collection flower, especially if the corona rim is straight in profile.

**W-Y:** ‘Lapwing’ is a frequent winner. The older ‘Tuesday’s Child’ always seems to give me showable blooms.

**W-W:** ‘Ice Wings’ and ‘Sunday Chimes’. But don’t hesitate to collect ‘Spring Chimes’, ‘Mission Bells’ or ‘Sabrewing’ if you find them in your bulb exchange. I think the newer ‘Celtic Wings’ should be more widely grown. **W-P:** ‘Akepa’.

### Division 6

**Y-Y:** ‘Rapture’, ‘Rapture’ and ... ‘Rapture’! For useful variations in form, try ‘Wings of Freedom’, ‘Swift Arrow’ and ‘Warbler’.

**Y-O/R:** ‘Jetfire’ and ‘Itzim’ are still useful and ‘Flint Arrow’ is budget-priced, but the newer ‘Arrowhead’ has been very successful in shows and is now priced only a shade over budget. Its perianth is a definite orange in my garden. I like the graceful ‘American Robin’, a somewhat larger flower which has retained the lovely cyclamineus form but with a right-angle pose. I also like ‘Whang Hi’. It is so very consistent, shaped much like ‘Beryl’, an historic daffodil which should be in everyone’s collection.

**Y-W:** ‘Lemon Silk’

**W-Y:** ‘Trena’, ‘Phalarope’.

**W-P:** Of the many available, ‘Foundling’, ‘Cotinga’ ‘Lilac Charm’, ‘Reggae’, ‘Kaydee’, ‘Carib’ and certainly many others may be shown.

**W-P (rim):** ‘Elizabeth Ann’, ‘Stony Brook’ (**W-YYP**) and ‘Katrina Rea’ (**W-WOO**), more recent introductions, are being shown with increasing frequency.

**W-W:** ‘Tracey’

### Division 7

**Y-Y:** ‘Quail’, ‘Sweetness’, ‘Kokopelli’, ‘Lady Alice’

**Y-O:** ‘Stratosphere’

**O-R:** ‘Indian Maid’ is an indispensable collection flower.

**Y-W:** ‘Intrigue’ is also essential, but ‘Oryx’, ‘Pipit’ and ‘Canary’ are frequent winners also. ‘Lemon Sprite’ and ‘Lemon Supreme’ are useful and reasonably priced. ‘Roberta Watrous’ (**Y-GYP**) is lovely if picked before the rim fades.

**W-P:** ‘Bell Song’ and ‘Rising Star’ but consider instead one of the newer introductions.

**W-W:** ‘Eland’, ‘Dainty Miss’, and ‘Limequilla’.

### **Division 8**

Of the more tender “tazetta” types (hardy in Zone 7 and warmer), my favorite is ‘Polly’s Pearl’. It is eye-catching when the florets have been dressed into a symmetrical dome shape. Another **W-W**, ‘Silver Chimes’, is competitive and it can also be entered in the historic classes. ‘Avalanche’ (**W-Y**) is also seen in many winning collections. Of the somewhat hardier “poetaz” Division 8s, it is not unusual to find one or more of the following in blue ribbon Havens collections: ‘Bright Spot’, ‘Dan Du Plessis’, ‘Explosion’, ‘Falconet’, ‘Highfield Beauty’, ‘Hoopoe’, ‘Matador’, ‘Martinette’, ‘Mot Mot’ and “Sparkling Tarts’ Use your *Daffodils to Show and Grow* to select from these according to color preference and season.

### **Division 9**

**W-O/R:** Choose from ‘Vienna Woods’ and ‘Dimple’. In an earlier analysis (1998-2002), I found that no less than 59 Division 9 cultivars appeared in winning collections, but none of them more than 7 times during that five-year period. My suggestion is to select from the remaining cultivars (mainly **W-GYR**) according to one or more of these criteria: season (varying from 4 to 6; check your *DSG*); small variations in corona color code (especially if you are aiming at a Throckmorton collection entry); size (‘Murlough’ and ‘Ireland’s Eye’ are larger) or date of introduction (‘Sea Green’, ‘Cantabile’, ‘Milan’ and ‘Actaea’ offer the flexibility to show in either regular or historic classes.)

### **Division 11**

Things are looking up in the split-corona world. Traditionalists among the judging clan are becoming more willing to accept split coronas as hybridizers introduce cultivars with neat coronas and smoother perianths of greater substance. I find split-coronas to be useful additions to a collection for the attention-grabbing variation in form which they provide. One collection of Division 11 flowers won a Purple Ribbon in a 2006 ADS show

Unfortunately, most of the newer and better Division 11s are not yet budget-priced. Based on experience and observation as well as show records, late and graceful **Y-Y** 'Tripartite', with two or three florets, seems essential. The conventional single-flowered **Y-Y** 'Roseannor Gold' can be a useful collection bloom. **Y-O** 'Menehay' grows well in my region, has intense color in the corona, and tends to be less 'gappy' than others in that category. 'Boslowick' also grows well and is sometimes found in winning collections. **W-W** 'Cassata' is cheap and occasionally provides a good collection flower. Among the many **W-Ps**, my first selection would be 'Trigonometry', based on its superior show record.

I hope that the foregoing list will be useful to growers and exhibitors just starting out. However, there are some important caveats. The show records, while useful, are not perfect indicators of exhibition quality, for many reasons. Also, some cultivars do better in one region, or soil, than others. It is important, therefore, to talk with the experienced exhibitors in your area to get their ideas about the best varieties for your conditions. Finally, prices almost invariably go down in the years after a new hybrid is put on the market. Newer is not always better, but it is better frequently enough to make it worth your time to study the show results in *The Daffodil Journal* and concurrently watch supplier catalogs to see when consistent quality and price make a cultivar relatively inexpensive on a per-bloom-down basis. ❀



# The New ADS Display Gardens for 2009

Sara Van Beck

ADS Display Gardens chairman

Each year, the ADS Display Garden Program adds gardens from across the country to promote good places for the American gardening public to go to see daffodils.

**Blithewold Mansion, Gardens & Arboretum:** A rolling 33 acre garden estate on the Naragansett Bay, Blithewold opens its gardens every season when its daffodils hit peak bloom and celebrates with Daffodil Days. Staff maintain a “daffodil web cam” and a running blog, so visitors can stay abreast of the garden’s 50,000 daffodils in bloom. 101 Ferry Road, Bristol, RI 02809 [www.blithewold.org](http://www.blithewold.org)

**Tower Hill Botanic Garden:** Site of the Seven States Daffodil Society’s annual show, the 132-acre Tower Hill Botanic Garden was established by the Worcester County Horticultural Society (founded 1842, the third oldest in the country) to improve the practice of horticulture. Each spring, over 92,000 spring bulbs bloom on the former farm. 11 French Drive, Boylston, MA [www.towerhillbg.org](http://www.towerhillbg.org)

**Lewis Ginter Botanical Garden:** Site of the 2008 ADS Convention evening dinner, this garden is very special to the ADS for its collection of Meg Yerger poets (the Nancy Roberts Pope *Narcissus poeticus* collection). The Lewis Ginter Garden also hosts the Virginia Daffodil Society’s annual daffodil show. 1800 Lakeside Avenue, Richmond, VA 23228 [www.lewisginter.org](http://www.lewisginter.org)

**Brent and Becky’s Bulbs:** A tour destination for the 2008 ADS Convention, these long-time ADS supporters maintain an open-to-the-public garden always planted with daffodils in season from their catalog. 7900 Daffodil Lane, Gloucester, VA 23061 [www.brentandbeckysbulbs.com](http://www.brentandbeckysbulbs.com)

**Old City Cemetery:** Launched with donations from ADS and Southern Garden History Society member Scott Kunst of Old House Gardens, the Antique Daffodil Collection (The Beatrice Jameson Hehl and Karl Frederick Hehl Daffodil Collection) site commemorates the history of planting daffodils in remembrance of departed loved ones. 401 Taylor Street, Lynchburg, Virginia 24501 [www.gravegarden.org](http://www.gravegarden.org)



# **New American Daffodil Society Display Gardens**



***Blithewold Mansion, Gardens and Arboretum***  
*Bristol, Rhode Island*

*13-acre garden on Naragansett Bay is the setting  
for Daffodil Days each spring.*



***Old City Cemetery***  
*Lynchburg, Virginia*

*Antique Daffodil Collection*

**Fellows Riverside Garden, Mill Creek MetroParks:** Located on Lake Glacier in Youngstown, Ohio, Fellows Riverside hosts a daffodil show for local society members. Established in 1963 by a bequest from Mrs. Elizabeth A. Fellows, its eleven acres are planted with over 40,000 spring bulbs along the river. 7574 Columbiana-Canfield Road, Canfield, Ohio 44406 [www.millcreekmetroparks.com/riversidegarden.htm](http://www.millcreekmetroparks.com/riversidegarden.htm)

**Longwood Gardens:** Longwood Gardens grows thousands of daffodils in containers, demonstrating daffodils as good for this ever-spreading gardening method as gardeners look to cope with small spaces for landscaping, drought and watering restrictions. It also hosts the Delaware Valley Daffodil Society's annual show. 1001 Longwood Road, Kennett Square, PA 19348, [www.longwoodgardens.org](http://www.longwoodgardens.org) ☼

***ADS Display Gardens accepted in 2008***

<http://daffodilusa.org/displaygardenprogram/displaygardenoverview.html>

**Goodwood Museum and Gardens, Tallahassee, FL**

**Van Beck Garden, Tallahassee, FL**

**Smith-Gilbert Arboretum, Kennesaw, GA**

**State Botanical Garden of Georgia –Heritage Garden, Athens, GA**

**Chicago Botanic Garden, Chicago, IL**

**Missouri Botanical Garden, St. Louis, MO**

**Historic Carnton Plantation, Franklin, TN**

**Cheekwood Art and Gardens, Nashville, TN**

**Durtschi Garden, Stockton, UT**

**Thanksgiving Point Gardens, Lehi, UT**



SEGOVIA



## Would You Like To Be a Variability Scout For the Historics Committee?

The Historics Committee, at a lively and thought-provoking breakfast meeting in Richmond last spring, set several goals. One was: “The addition, in the listing of Historic Daffodils, of a column of “Variable” for those cultivars that change color/appearance/fade, either over the lifespan of the flower, or in response to differences in regional climates.

To do this, documentation from many daffodil growers from varying regions would be needed. Whether you grow historics or merely appreciate them along a hillside or at the edge of a woodland, would you be willing to go out and look, every few days throughout your season, taking notes, and most important, digital pictures, of the changes in variations in color.

John Lipscomb will be the contact person, compiling the information, over one or two seasons, so that the “V” for variable can be added to cultivars on the Historics list on the website, and by the designations in *Daffodils to Grow and Show*.

John says, “People who want to nominate a particular historic cultivar for a ‘V’ should take pictures this spring of the stages in the life of their own bloom, with dates of each picture. If the bloom is at a showable condition at both the earliest and the latest dates, it seems to me it is a candidate for a ‘V’.”

Send your documentation, both notes and pictures, to John Lipscomb, [jwlipscombjr@comcast.net](mailto:jwlipscombjr@comcast.net) or mail them to him at 13725 Providence Rd., Alpharetta, GA 3004. Include your climate zone, elevation, type of soil, and the sun/shade orientation of the clump of flowers, and any unusual weather conditions of the season..

This designation could be helpful to exhibitors, alerting the judges to the fact that a particular flower regularly shows variations. A good example is that great favorite, ‘Beryl’, which exasperates some judges because it so often wins before it ever reaches the given color code. 🌷

## **Best Blooms in Three National Shows**



**'Canoodle'**  
*Australian*



**'Entente'**  
*American*



**'Terminator'**  
*RHS: London*

*Visit us at*

**[www.jacksonsdaffodils.com.au](http://www.jacksonsdaffodils.com.au)**


*Colour catalogues and bulbs  
are available from*

**Jackson's Daffodils**  
PO Box 77  
Geevestom, Tas 7116  
Australia

*Acclimated bulbs are  
available from:*

**Mitsch Daffodils**  
PO Box 218-ADS  
Hubbard, OR 97032

***Photographers, from left: Graeme Davis, Tom Stettner, John Castor***



John Reed's 2 W-P seedling  
Diana's Song' x 'Millennium Pink'  
*Photograph: Gary Knehans*



Kirby Fong's own  
bloom of 'Icicle'

## Miniature White Ribbon Winners in 2008 ADS Shows



### **Fortuna, CA**

*N.b. conspicuus* 13 Y-Y  
Exhibitor: Nancy Wilson  
Photograph: Kirby Fong



### **Knoxville TN**

'Snipe' 6 W-W  
Exhibitor: Beverly Barbour  
Photograph: Tom Stettner



### **Columbus, OH**

'Pacific Coast' 8 Y-Y  
Exhibitor: Naomi Liggett  
Photograph: Tom Stettner



### **Amity OR**

'English Garden' 7 Y-Y  
Exhibitor: Walter Bloom  
Photograph: Kirby Fong



### **Standard White Ribbon**

#### **Towson, MD**

'Ice Chimes' 5 Y-Y  
Exhibitor: Olivia Welbourn  
Photograph: Joanne Diamond

## R.A. Scamp *Quality Daffodils*

For a Colour Illustrated Catalogue of our Modern and Historical Daffodils, including the distinctive collection raised by John Pearson, please send \$5 to:

**R.A. Scamp, 14 Roscarrack Close, Falmouth, Cornwall TR11 4PJ**

**Tel/Fax: 01326 317959**

**Email: rascamp@daffodils.uk.com**



### THE DAFFODIL SOCIETY

Was established in Britain in 1898 to cater for the needs of all daffodil enthusiasts and now has members in all the countries where daffodils are grown seriously.

The Society issues two publications each year to all members and welcomes contributions from all growers on the complete range of topics. Subscription rates, by Airmail, are; 1-yr, £18.50/\$35.00 3-year £54.00/\$102.00 Payments in US\$ to be made to the ADS Executive Director: Payment in UK £s to Keith Boxall: The Daffodil Society, 13 Astor Crescent, Ludgershall, Andover, SP11 9RG, UK.

Does your garden end too soon?

### Join the National Chrysanthemum Society

and enjoy colorful blooms until frost.

Your membership includes 4 issues of

#### *The Chrysanthemum*

Annual Dues: \$20.00. Write to:

Galen L. Goss

10107 Homar Pond Drive

Fairfax Station, VA 22039



### Want to Learn more about lilies?

Join the North American Lily Society! Membership includes four full color Quarterly Bulletins and a color hard bound Yearbook loaded with information about lilies.

Dues are just \$20 per year for US members.

For more information and to join, visit [www.lilies.org](http://www.lilies.org).

NALS, Executive Secretary, PO Box W, Bonners Ferry, ID 83805

## NEW MEMBERS

### *A Dozen New Youth Memberships This Quarter*

- Toby Hutcheson**, 693 McNatt Rd., Spruce Pine, AL 35585,  
*circletranches@yahoo.com*
- Anne & Grady Beals**, 290 Quachita 42, Stephens, AR 71764
- Cooper Abrahams**, Derwood, MD [Youth]
- Braxton Griffith**, Boonsboro, MD [Youth]
- Sarah Sensibaugh**, Jessup, MD [Jessup, MD [Youth]
- Claire Turcotte**, Mount Airy, MD [Youth]
- Barbara Vennman**, 7801 Killbaron Dr., Laurel, MO 20707,  
*Barbara.vennman@boeing.com*
- Judith Durham**, 2716 S. Reynolds, Independence, MO 64055,  
*j\_d\_durham@yahoo.com*
- Sophia Masciarelli**, Glen Dale, NY [Youth]
- Priscilla A. Ruffin**, 14 Hampton St., P.O. Box 662, Westhampton Beach,  
NY 11978, *pruffin@aol.com*
- Nancy Sander**, 57 Alden Lane, Westhampton Beach, NY 11978
- Heather Faust**, Mineral Ridge, OH [Youth]
- Barbara Sutphin**, 7805 Blome Rd., Cincinnati, OH 45243,  
*bsutphin@cinci.rr.com*
- Blithewold Mansion, Gardens & Arboretum**, 101 Ferry Rd, Bristol, RI  
02809, *kgreen@blithewold.org*
- Andrew T. Buhler, Jr.**, 2120 Whitfield Rd., Clarksville, TN 37040,  
*Andrew\_buhler@jostens.com*
- W. Mike Adams**, 3301 Stonewall Ave. Richmond, VA 23225,  
*Descova1@yahoo.com*
- Kathy Andrews**, 9434 Dutch Hollow Rd, Rixeyville, VA 22737
- Kennett Peterson**, 1921 Perrel Street, Virginia Beach, VA 23456,  
*Kep777@yahoo.com*
- Macy Taylor**, Charlottesville, VA [Youth]
- Anna Brittingham**, Charleston, WV [Youth]
- Madison Cogle**, Charleston, WV [Youth]
- Alexis Long**, Shenandoah Junction, WV [Youth]
- Elias Meehan**, Ranson, WV [Youth]
- Dylan Miller**, Charleston, WV [Youth]
- Jennifer Niemi**, 36 Elm St. Jefferson Pines, RR#6, Kingston, Nova Scotia,  
CANADA BOP 1RO 902/765-6629

# Brent and Becky's Bulbs' Award Winning Line Up

More Wister and Pannill Winners than any other source! \*

Bravoure



Accent



Ceylon



Chromacolor



Ice Follies



Fragrant Rose



Monal



Saint Keverne



Salome



Merlin



Tahiti



Rapture



Hillstar



Intrigue



Quail



Stratosphere



Segovia



Falconet



Hawera



Sweetness



For a FREE CATALOGUE or to ORDER ONLINE:

[www.brentandbeckysbulbs.com](http://www.brentandbeckysbulbs.com)

PLEASE SPECIFY THAT YOU ARE AN A.D.S. MEMBER

7900 Daffodil Lane - Gloucester, VA 23061 - Toll Free 877-661-2852

\* So we are told...!



## Historic (pre-1940) Winners in 2008 Shows



### **Towson, MD**

'Seagreen' 9 W-GYR (1930)

Exhibitor: Jane Lynn

Photograph: Joanne Diamond



### **Columbus, OH**

'Aurelia' 7 Y-Y (1913)

Exhibitor: Joe Hamm

Photograph: Tom Stettner



### **Indianapolis, IN**

'Camellia' 4 Y-Y (1930)

Exhibitor: Helen Trueblood

Photograph: Tom Stettner



### **Knoxville TN**

*N. ornatus* 9 W-GYR

Exhibitor: Nancy Robinson

Photograph: Tom Stettner



### **Amity, OR**

'White Lady' 3 W-Y (1897)

Exhibitor: Barbara Weber

Photograph: Kirby Fong

## **Encourage Your Youth!**

**Kate Orme Carney**  
Youth Chairman

Spring is back! I always look forward to seeing the first robin return from his winter home. And the first simple yellow flowers of 'Rijnveld's Early Sensation', a daffodil we plant close to our home to take advantage of a warmer microclimate for its earliest bloom. But it also means the daffodil shows are soon to start and friendships can be renewed after a long winter.

I want to thank everyone who answered my plea of an ADS youth sponsorship. There were many individual sponsors that gave the \$5.00 youth membership fee for their grandchildren or young neighbors or relatives. I also tried to contact any local society that had winning youth entries and that youth was not an ADS member or had let their membership lapse. The Northern California Daffodil Society and the St. Louis Daffodil Society. have been sponsoring their youth for many years. Bonnie Campbell of the Georgia Daffodil Society. as well as Mary Price and Ted Snazelle of the Central Mississippi Daffodil Society. and Julie Minch of the Maryland Daffodil Society. joined the list of society sponsors this year for their local youth. This past fall's ADS Youth Newsletter was sent with a box of donated bulbs. I received many happy thank you notes and emails from youth members and that makes all the work worthwhile. Now hopefully those bulbs are in the ground and are getting ready to bloom and be show winners!

Please consider putting the youth section in your local show so youth entries can be made against fellow peers. Take time to encourage the youth who visit or enter flowers. There are still many shows that do not offer youth vase of three and the youth five collection. Please put that challenge in your show's schedule, as staging tips will be in the Spring Youth Newsletter.

Ceci Brown started a Youth Daffodil Club in Gloucester, Virginia, this past fall. For the first meeting Brent and Becky's Bulbs donated bulbs of 'Bravoure' (preferred by the boys) and 'Pink Charm' (a hit with the girls). Ceci provided simple planting instructions and got them to map where their bulb was planted. She met the next month and had them color daffodils downloaded from the ADS website: [www.daffodilusa.org](http://www.daffodilusa.org). Their next assignment was a scavenger hunt to see who could spot the first daffodil blooming in Gloucester. Ceci has the help of a senior high school

student and hopes the student will do a film documentary on the youth at the Gloucester show for her senior project. They also plan to cover flower arrangement and digital photography for the show's youth section. "Mainly this year, I am trying to get the children to enjoy daffodils and have FUN. If they have fun, then showing, arranging and digital photography will come," says Ceci.

Thanks, Ceci, for a job well done! I hope to meet your youth group as the Gloucester show is the start of the daffodil season for me and I love the way the town celebrates our special flower with parades, with the downtown blocked off for crafts and live music. Plus there is the treat of seeing Brent and Becky's fields of colorful bulb combinations.

If your society has special youth activities please write to me so it can also be shared with the ADS membership. The encouragement of youth will make a difference and as Ceci puts it-IT'S FUN!

My email: [MCal1062357@aol.com](mailto:MCal1062357@aol.com) or 5906 Clevelandtown Rd. Boonsboro, MD 21713. Have a happy spring! ❁

*A nice gift for your gardening friends*

## **Daffodil Culture**

By  
Howard J. Merrill

\$7.95 postpaid U.S.A.  
\$10.00 postpaid Foreign

American Daffodil Society  
P.O. Box 522  
Hawkinsville, GA 31036

# Mitsch Daffodils

AMERICAN HYBRIDIZED and GROWN



'Magic Lantern' 1 Y-O

- Award winning exhibition cultivars.
- Garden Flowers—unique and colorful.
- Newer intermediates.
- Species hybrids Divisions 5-9.
- Direct from hybridizer. A result of over 60 years of family hybridizing.
- Visa, Mastercard and Discover cards are accepted.

**2009 Color catalog free to ADS members. New members please send request to address below.**

*Many acclimated award winning cultivars from Jackson's Daffodils of Tasmania, Australia available.*



'Perpetuation' 7 YYW-W

**RICHARD AND ELISE HAVENS**

*Hybridizer and Grower*

P. O. Box 218-ADS • Hubbard, OR 97032

Phone/FAX: 503-651-2742

email: [havensr@web-ster.com](mailto:havensr@web-ster.com)

web site: [www.web-ster.com/havensr/mitsch](http://www.web-ster.com/havensr/mitsch)

2009

# RINGHADDY DAFFODILS

*EC Passport Number: UK/NL. 3909. EC Quality*



PLEASE SEND \$3.00 FOR CATALOGUE, REDEEMABLE AGAINST ORDER



RUDDY DUCK 20-O



KAKA POINT 2W-P

**60 Ringhaddy Road – Killinchy  
Co. Down BT23 6TU  
Northern Ireland  
Telephone: 028 9754 1007**

**W: [www.ringhaddy-daffodils.com](http://www.ringhaddy-daffodils.com) E: [info@ringhaddy-daffodils.com](mailto:info@ringhaddy-daffodils.com)**

### *...From the Editor's Worktable*

“And so we judged a tag.”

A poignant memory from two decades ago, sent to Daffnet's heated discussion last fall about allowing unnamed cultivars in a show, brought the whole topic to a quiet and thoughtful conclusion..

The writer, now an experienced exhibitor and judge, was chairing a show for the first time. Well into the judging, they were confronted by an absolute stunner of a five-stem collection of triandrus (“And you know how hard triandrus are to grow well, she reminded us) – with one flower mis-named.

The more experienced judges around her said, “It's up to you, as chairman, whether to allow the change.” She went by the book, and has never forgotten it.

While keeping the playing field level, are there some preventative strategies that could avoid unhappiness?.

Mistakes will be made on entries. To cut these to the minimum, several things could help. Perhaps a visiting judge, with presumably no flowers, could walk the show during the last thirty minutes, spotting errors and asking a clerk to quietly alert the exhibitor to the oversight. (Start with the big collections, because that's where mistakes hurt most and are longest remembered.) If you know one exhibitor who always runs out of time, get her a helper. An older youth member would be ideal. If you've several first-time exhibitors, your newest members, pair them up with a more experienced one, and work together.

Look for errors when there's time to fix them.

And what about unnamed flowers? You've done all the educating you can do – reminders at bulb sales to keep the tags, demonstrations at early spring meetings about how to fix labels. What can you do when someone, or several people, walk in with a bucket of beautiful and totally unidentified flowers. Send them away? Not necessarily.

You could have a class (quickly subdivided) of unnamed flowers. It wouldn't have ADS ribbons, but it would recognize that they brought worthy daffodils. And some of those flowers might just get identified with all the judges milling around.

Finally, pull out a pair of big vases you brought for just this purpose, and ask them to make displays for the Welcome table, or the luncheon buffet.

It's good to make lasting friends for the daffodil and daffodil folks. ❀

*Loyce McKenzie*

## Media Programs

Below are programs in PDF that can be purchased on CDs for \$10.00, direct from the Executive Director at the ADS webstore: View short program descriptions on the ADS website.

**A Guide to Daffodils** (2005 D. Bankhead)  
**Outstanding American-Bred Daffodils** (2005 D. Bankhead)  
**Daffodils in the Landscape** (2005 D. Bankhead)  
**Miniatures** (2005 D. Bankhead)                      **Miniatures** (2006 Photos)\*\*  
**New Developments in Miniature Breeding from Around the World** (2008 D. Bankhead)  
**Intermediates** (2006)\*\*                                      **Historics** (2007)\*\*  
**More than You Ever Wanted to Know About Daffodils** (2006 P. Hess)  
**Down Under Holiday** (2004 K. Fong)  
**New Zealand Holiday** (2007 K. Fong)  
**World Daffodil Tour** (2008 K. Fong)  
**Show Winners 2004 & 2005, 2006, 2007, 2008** (Daffnet-4 CD's)  
**Exploring Bulbocodiums** (2004 L. Trevanion)

\*\*These programs are reference programs only and not for presentation.

For the previously available slide programs, contact:  
Kirby Fong, 925-443-3888, [kfong@alumni.caltech.edu](mailto:kfong@alumni.caltech.edu)

## Publications ~ Services ~ Supplies

*Available from the ADS Office of the Executive Director*

<b>ADS History: The First Fifty Years</b> .....	\$10.00 (10 or more, \$9.00 each)
<b>Miniature Daffodil Cultivars-A Guide to Identification, Illustrated in Color</b> .....	\$20.00
<b>Handbook for Growing, Exhibiting and Judging Daffodils</b> (with binder) .....	\$20.50
<b>Handbook for Growing, Exhibiting and Judging Daffodils</b> (without binder) .....	\$8.50
<b>Daffodil Data Bank*</b> .....	\$35.00
<i>*Limited seasonal availability - current version available DEC-APR by advance order</i>	
<b>Miniature List</b> .....	found on ADS website
<b>List of Judges</b> .....	request from: <a href="mailto:diankeesee@sbcb.org">diankeesee@sbcb.org</a>
<b>Daffodils to Show and Grow 2008</b> .....	\$8.00
<b>Daffodils for North American Gardens*</b> , Heath (new edition, signed by authors) .....	\$12.00
<i>additional USPS library/media rate postage of \$5.50 necessary</i>	
<b>Daffodils in Florida: A Field Guide to the Coastal South*</b> , Van Beck .....	\$24.00
<i>* additional USPS library/media rate postage of \$5.50 necessary</i>	
<b>Daffodil Pests and Diseases</b> , Snazelle .....	\$5.00
<b>Narcissus, A Guide to Wild Daffodils</b> (1990) Blanchard .....	\$40.00
<b>Daffodil Culture</b> (1996) Merrill .....	\$7.95
<b>Journal binders</b> .....	\$12.50
<b>Show entry cards</b> -standard or miniature ( <i>specify size</i> ) .....	500 for \$30.00 or 1000 for \$50.00
<b>RHS Yearbook</b> (2007-2008, 2008-2009 available) .....	\$36.00

**Georgia residents add 7% sales tax**

Unless otherwise shown above, prices include postage in USA. Make checks payable to American Daffodil Society, Inc. and mail to address below. Most items above can also be ordered at the ADS webstore: [www.daffodilusastore.org](http://www.daffodilusastore.org). Communication is invited concerning out-of-print publications on daffodils. Copies of these are sometimes available, or names will be placed on want list.

**American Daffodil Society:** Jaydee Ager, P.O. Box 522 Hawkinsville, GA 31036-0522,  
478-783-2153, [jager@dishmail.net](mailto:jager@dishmail.net)

**ADS Homepage:** [www.daffodilusa.org](http://www.daffodilusa.org) • **ADS Web Store:** [www.daffodilusastore.org](http://www.daffodilusastore.org)  
[www.DaffSeek.org](http://www.DaffSeek.org)

*The Daffodil Journal*  
ISSN 0011 5290  
P.O. Box 522  
Hawkinsville, GA 31036-0522  
ADDRESS SERVICE REQUESTED

Periodicals postage  
paid at Hawkinsville, GA  
and additional mailing office

***The "PAID THROUGH" date near your name indicates  
when your ADS membership needs to be renewed***

