

The Daffodil Journal

VOLUME 28

NUMBER 3

MARCH 1992



AMERICAN DAFFODIL SOCIETY, INC.

The Daffodil Journal

ISSN 0011-5290

Quarterly Publication of the American Daffodil Society, Inc.

Vol. 28

MARCH, 1992

Number 3

OFFICERS OF THE SOCIETY

J.S. ROMINE, *President*

2065 Walnut Blvd., Walnut Creek, CA 94596

RICHARD T. EZELL, *First Vice President*

94 Willowbrook Drive, Chambersburg, PA 17201

MS. MARILYNN HOWE, *Second Vice President*

11831 Juniette, Culver City, CA 90230

MRS. JAYDEE AGER, *Secretary*

344 Bear Branch Road, Kathleen, GA 31047

JOSEPH STETTINIUS, *Treasurer*

311 Oak Lane, Richmond, VA 23226

Executive Director — **MARY LOU GRIPSHOVER**

1686 Grey Fox Trails, Milford, OH 45150

(Tel. 513-248-9137)

All correspondence regarding memberships, change of address, receipt of publications, supplies, ADS records, and other business matters should be addressed to the Executive Director.

THE DAFFODIL JOURNAL (ISSN 0011-5290) is published quarterly (March, June, September and December) by the American Daffodil Society, Inc., 1686 Grey Fox Trails, Milford, OH 45150-1521. Second class postage paid at Milford, OH 45150-1521.

POSTMASTER: Send address changes to *The Daffodil Journal*, 1686 Grey Fox Trails, Milford, OH 45150-1521.

Membership in the Society includes a subscription. \$16.00 of the dues are designated for the Journal.

© 1992 American Daffodil Society, Inc.

Chairman of Publications
Mrs. Robert B. Cartwright

1016 St. Andrews Place
Nashville, TN 37204

(Tel. 615-269-0566)

Editor, Daffodil Journal
Mrs. Richard Frank, Jr.

1018 Stonewall Dr.
Nashville, TN 37220

(Tel. 615-383-7058)

Articles and photographs (glossy finish for black and white, transparency for color) on daffodil culture and related subjects are invited from members of the Society. Manuscripts should be typewritten double-spaced, and all material should be addressed to the Editor.

DEADLINE FOR THE NEXT ISSUE IS JANUARY 5, 1992

SCHEDULE OF MEMBERSHIP DUES IN THE AMERICAN DAFFODIL SOCIETY

Individual.....	per year	\$20.00
	for three years	\$50.00
Juniors, through 18 years of age.....	per year	\$5.00
Family (husband and wife with one copy of the <i>Journal</i>).....		\$25.00
	for three years	\$60.00
Individual Sustaining Member.....	per year	\$25.00
Individual Contributing Member.....	per year	\$50.00 +
Overseas Member.....	\$20.00 a year or \$50.00 for three years	
	(Overseas Member may pay additional \$15.00 a year for Airmail postage)	
Individual Life Membership.....		\$500.00

ADVERTISING RATES

Advertising rates for the *Journal* are as follows: full inside page, \$90.00; one-half page, \$50.00; one-quarter page, \$35.00. Prices for color advertisements available upon request. For additional information, write the Chairman of Publications, Mrs. Robert B. Cartwright.

IN THIS ISSUE

"I Have a Feeling We're Not In Kansas Anymore..."	David E. Karnstaad	131
1991 Show Report Follow Up.....	Leone Y. Low	137
Spring at Last.....	Peggy Macneale	138
Bulletin Board.....		140
Classification Changes.....		145
Questions of Classification & Identity 1992.....	Sally Kington	148
Minutes of Fall Board Meeting.....		150
A Field of Flowers.....	Sam Winters	153
Mirror, Mirror, On the Wall.....	W.O. Ticknor	155
ADS Approved List of Miniatures.....		157
Miniature Application.....		160
Convention Registration.....		163
Daffodil Planting at Ameriflora.....		165
Daffodils & Greenspace in the Midwest Region.....	Liz Ragouzis	166
Beginning Hybridizing.....	Stephen J. Vinisky	167
Hybridizing Is Fun.....	Jim Wells	169
I Love to Show My Daffodils.....	Lee Kitchens	173
Daffodil Show Dates 1992.....	Bob Spotts	174
Thoughts on White Long Cups.....	Kathleen McAllister	178
Wister Award.....		180
Here and There.....		181
The History and Evolution of the Daffodil.....	Helen K. Link	182
Where Can I Get..?		183
Of Daffodils and... ..	Persephone	183
Nancy Horne Howard.....		188
What's Behind A Name.....	W.A. Bender, M.D.	190

COVER

Massed daffodils at Mt. Airy Arboretum, Cincinnati.

"I HAVE A FEELING WE'RE NOT IN KANSAS ANYMORE..."

DAVID E. KARNSTEDT, *West St. Paul, Minnesota*

The thrust from the engines of the steeply climbing jet gently pushed me into the seat cushions. As I idly gazed out the window at the deep green fields just beginning to stand out through the mist cloaking the awakening earth, I became conscious of spots of brilliant white scattered across the landscape. Reflecting light from the rising sun, massive silos marking each small town's grain elevator were highlighted in the mist that otherwise obscured both the towns and the surrounding landscape. How appropriate the scene before me seemed of the wonderful weekend

that was concluding with the departure of the jet into the dawn sky. Those sun-highlighted “prairie cathedrals” of Sandberg standing out so clearly from their background seemed to perfectly epitomize the weekend’s major event: the emergence of Wichita from obscurity — like a beacon in the mist — to a position promising prominence in the daffodil world.

Wichita. For those of you living east of the great dividing river or west of the Rockies, yet aware of Kansas’ existence, you might not know that Wichita is the state’s and area’s largest city. “But,” you might say, “daffodils . . .?, in Kansas? Why, the only thing that grows out there are sunflowers and wheat and oil derricks . . .” Could one be more mistaken?

Like the wealth hidden beneath the fertile prairie soil, awaiting those who would risk by undertaking the effort to search it out, daffodil interest in abundance emerged from the challenge Jane Meyer, ADS Central Region Vice President, accepted to present Wichita (and Kansas) with its first ADS accredited daffodil show.

Botanica, The Gardens of Wichita covers only 9.5 acres, but through the genius of its architect creates the impression of much greater size. The main building has a beautiful exhibition hall flooded with natural light. French doors along the south side of the room open onto a flagstone terrace overlooking the main part of the garden with its watercourse and lake. Off to the side in sheltered beds, *the* harbinger of spring on the Great Plains, *Anemone pulsatilla*, the Pasque flower, presented blooms in shades of lavender, blue and deep magenta-violet to accompany the white and gold of daffodils in full bloom.

“Wildcat” is an oil field term used to describe a well drilled in untouched, but promising territory. Often, a “gusher” can be the result when the drill hits a heretofore hidden deposit of great potential. Clearly, the Wichita daffodil show hit a “gusher” in the form of an unknown and untapped reservoir of daffodil enthusiasm! A major reason for the success of this first show is due to Botanica’s dynamic Director, Don Buma; Susan Moneypenney, Botanica’s enthusiastic, Wordworth-quoting Director of Development; Mrs. Louie Chestnut, plant person extraordinaire and more volunteers (such unheard of luxury!) than we could productively use, including two marvelous people who helped stage the show: Cathy Minkler and Ray Morrissette who didn’t regret (thankfully!) that they asked if they could help. Both are iris and daylily growers who knew little of daffodils prior to this experience. After a hasty course on staging, they were pressed into service entering the hundreds of stems of daffodils shipped in from all around the country.

Boxes and boxes of beautiful blooms arrived from Rodney Armstrong, Frank and Jeanie Driver, Sid DuBose/Ben Hager, Richard and Elise Havens, Brent and Becky Heath, Ted Snazelle, Bill and Diane Tribe,

and Nancy Wilson. When completely staged the next morning after a late night, this bounty was the major contribution to a show of 344 exhibits and 512 stems. Such marvelous response and support from daffodil growers around the country created this show, in spite of the area's very late season and lack of substantial bloom.

The best flowers out of the generous shipments from the growers were entered in the show to fill out what otherwise would have been a very sparse display. These vases of three and collections of five did much to provide essential depth and color. Covered with navy blue cloth brought from Rockford by ADS Judge Nancy Pilipuf, the dark background of the show tables created an impressive contrast to the brilliance of the flowers. Nancy and Jane deserve a round of applause for packing up and bringing to Wichita all of the properties we used to stage the show. An additional round is due Nancy for the large exhibit on daffodil classification she brought and set up to act as the focal point of the educational exhibit. Created by Carol Regehr, ADS Central Region Director, a poster-size invitation to join ADS was illustrated with her life size watercolors of daffodils in full bloom. So successful was this educational display that more than 30 people expressed an interest in learning about daffodils by filling out and signing information request cards.

Supporting Loyce McKenzie's "someone always comes theory", there were 48 exhibits and 60 + stems from local growers, including several wonderful Junior and Novice exhibits. Two notable junior exhibitors were Tim Buma, son of Botanica's Director, and Mark Neier, son of the County Extension Agent. Mark won the Junior Award with his beautifully matched vase of three of the yellow trumpet, Dutch Master. He is four years old, and helped to plant the bulbs last fall and care for them this spring.

The Novice Section was supported by eleven exhibitors who entered a selection of proven cultivars. Outstanding were Ceylon and one of the largest Unsurpassable I have seen. A very fresh and clean vase of three of Barrett Browning won the Novice Award for Mrs. R.L. McFall, the only ADS member in the Wichita area. One bloom from this lovely exhibit made it to the final round for selection of the ADS Gold Ribbon!

The several hundred stems comprising the commercial section were banked in single stem and three stem exhibits the full width of the exhibition space. Tables along the inside wall were filled with a non-competitive display of arrangements featuring daffodils. At the entrance to the show, the eye of the beholder was led over the ranks of the single and multiple stem entries to the Court of Honor backed by the colorful commercial exhibits. For an initial effort, the result was spectacular and all who contributed in any way deserve special thanks!

As might be expected, the notable blooms in the show were from

the Oregon growers. The ADS Gold Ribbon for Best Bloom, as well as Rose Ribbon for Best Seedling, was awarded to a marvelous 2Y-R seedling (Tribe B-25): [Lipstick x Tahoe] sent by Bill and Diane Tribe. Proudly standing at perfect attention on the tallest stem in the show, this marvelous bloom drew the eye of every passerby to the center of the Court of Honor. Of brilliant golden-yellow and intense orange-red, the glowing color and freshness of this fine bloom radiated a bold, robust beauty. Very flat, broad and of heavy substance, the slightly narrow, pointed segments were a lovely foil for the well formed, lightly out-turned, ruffled corona of near flawless form and color. I hope there's enough of this one back in Oregon to get it out into the market soon! If I may suggest a name, Wichita Chief would seem to be an appropriate choice to honor this seedling's accomplishment at the first ADS daffodil show at Botanica.

Bill Pannill's 2Y-R Javelin is turning out to be one of his better seedlings. The marvelous White Ribbon exhibit from Bill Tribe made an impressive exhibit that mirrored the quality of the Gold Ribbon seedling standing proudly next to it in the Court of Honor. Sharing the same glowing colors, these blooms provided a perfect counterpoint to the yellow and gold at the opposite end of the table — Best Yellow Daffodil in the Show: Golden Falcon, and the three stem Junior Award of Dutch Master.

Completing the Court of Honor was the Novice Award three stems exhibit of Barrett Browning, the Miniature Gold Ribbon exhibit awarded to Jeanie Driver for one of the best formed Snipe I have seen and the Miniature White Ribbon to three lovely, perfectly matched, twin-flowered stems of Sundial from Frank Driver.

My "can't live without it" choice for most interesting flower in the show was the White Ribbon runner-up: Lemon Sails. This 1991 introduction from Elise Havens displays the hallmark of its Daydream breeding: a perfectly flat, beautifully formed perianth of heavy substance sporting the distinctive white halo at the base of the petals. The smoothly finished, velvet-textured petals were strongly tinted the most alluring shade of amber. Straight, lightly and longitudinally frilled and slightly out-turned, the trumpet was an intense hue of pure, soft orange. Although registered as a Division 2, the blooms of this lovely combination of form and color measured Division 1 and, thus, were that most serendipitous and unique of daffodils — a 10-0. For a daffodil introduction of such marvelous color and form, its modest price means daffodil fanciers will be able to enjoy its unique qualities in their gardens next spring. This is one daffodil no one should miss!

Honey Pink is another 1991 introduction whose modest price belies its high quality. A 1 Y-P of lovely form and outstanding smoothness, the relatively large blooms were tinted in the softest, purest, most enticing

shades of palest lemon and apple-blossom pink. Radiating an aura of serenity, the elegant coolness of this breathtaking bloom dominated its competition. It was one of my favorite flowers in the show and, because of its modest price, will be one I can look forward to seeing in quantity in my garden next spring.

Other flowers to impress were: a new 11 W-P, Cool Evening, with the best form, substance and texture of any pink split to date and Irresistible — it was that — in melting shades of lemon-white, pink and salmon. Pink Sparkler is a fitting name for a flower whose lobed and ruffled primrose-yellow cup is heavily banded salmon-rose and tinged with the small areas of white that suggested the name.

The heavy substantanced, ultra smooth blooms of Pure Joy with their marvelous, deep green eyes never fail to impress. I just wonder why it isn't seen more often in shows, because it does make a fine show bloom. The elegant bloom of Coho, Murray Evans' strong white trumpet, stood well above its competition on the show table and further attracted the eye with smooth, heavy substance and the beautiful, even roll to its narrow-based crown. Another Evans favorite — Sunnyside — was in fine, smooth form and dressed in the brightest, purest, gold.

I've not often seen Glissando on the show table and that's a mistake for those who don't grow it, because the perfectly flat, unblemished perianth has quite good substance and a bright, medium yellow color that combines to produce a perfect show flower.

For some reason, I have never obtained Confection and that's a special treat that I've missed in my garden in the years since its introduction. That is an oversight I have corrected and am looking forward to next spring when I will be able to once again see its huge, flat, ruffled cup of soft pink, banded deeper rose-pink and offset with a deep green eye. The quality of this lovely flower was such that it was in the final round for selection of the Gold Ribbon bloom.

Those stems of Indian Maid sent from Oregon were fabulous — like nothing that I'm used to seeing — in either my garden or elsewhere in this country! An infrequently seen pink, Pink Swan, impressed with its smooth, white perianth and soft, apple-blossom pink trumpet-form corona.

Christmas Valley is a Mitsch/Havens pink double that I've not seen before, but what a lovely bloom! A rather open, yet precisely built flower (rather like some of the Gay Time x Daydream series), whose smooth, evenly formed, clear white petals were precisely laid in place and offset with rather large coronal segments of deep, pure, rose-red. If this is typical performance in Minnesota (I can dream, can't I?), it will be the best pink double in my garden. Another pink double, W 6/1, an Evans seedling, generated a great deal of interest and, even though only semi-double, was a very evenly built flower of flat, smooth, white petals

interspersed with segments of softest pink.

A highlight of the Miniature section were the single and three-stem exhibits of Hawera sent from Mississippi by Ted Snazelle. Ted has long questioned whether Hawera should be classified as a miniature because, for him, it easily grows knee high! For me in Minnesota, at any rate, it is always less than 10" and makes a perfectly acceptable stem for a Lavender or Watrous entry. The section was filled out by several vases (V1 and V3) of Tete-a-Tete, easily proving this to be the universal miniature.

And to close this list of favorites from the show, a trio of seedlings . . .

Z/3/TR from Bill Tribe is a huge, classic white trumpet with an impressive corona graced by a light, even roll to its edge; the short necked bloom was born on a tall, strong stem. I couldn't help but think that this is what Empress of Ireland and Panache would like to have been, had they a choice. This seedling will clearly set the standard for this form for years to come.

MO/5/4 from Mitsch/Havens is a very large, quite smooth, deep golden yellow 2 Y-Y of impressive substance borne on a tall, strong stem. With texture like velvet, its overall quality placed it runner-up to the Best Yellow Daffodil in the Show; assuredly, this will be one worth waiting for.

Yet another Mitsch/Havens seedling, MO/10/2, was a spectacular

*Tyrone
Daffodils*

PROVEN EXHIBITION CULTIVARS AND
RELIABLE GARDEN HYBRIDS TO SATISFY THE
DISCERNING EXHIBITOR AND NOVICE GROWER

List available from:

TYRONE DAFFODILS
90 Ballynahatty Road · Omagh · Co. Tyrone
N. Ireland BT78 1TD
Telephone Omagh 0662 42192

6 Y-R and a prime example of their lead in Division 6 breeding — they have no peer in this area. Pure, soft, intense yellow, smoothly formed and evenly reflexed, it stood out for its long cup of deep red-orange; a definite advance in form and quality over Jetfire.

Reflecting on the events of the weekend, I found the famous line spoken to her dog Toto in the movie “The Wizard of Oz”, an apt title for this article. After the heartwarming success of this first show, truly, it can no longer be said that daffodils in Kansas exist in obscurity, or even that they do not exist, because they do! After this special weekend, it was true that we were no longer in the Kansas of the past, but of the future. Along with our favorite flower and all the wonderful daffodil people who over this weekend have become friends, it can only make of this area and the new daffodil group being formed one of the special daffodil places of the United States and, like the “prairie cathedrals” mentioned earlier, a true standout in the daffodil landscape.

1991 SHOW REPORT FOLLOW-UP

LEONE YARBOROUGH LOW, *Yellow Springs, Ohio*

The 1991 season show report would not be complete without the names of a few more winners.

The fourth Breath of Spring Show at the Chicago Botanic Garden had 704 blooms, 494 entries and 26 artistic exhibits. The loveliest bloom was Avenger, 2 W-R, shown by Gold Ribbon winner Laurie Skrezenta. Karen Gagnard won the White Ribbon with three brightly colored blooms of Bantam, 2 Y-YRR. Laurie and Karen each grow fewer than a hundred cultivars and had never met, even though they live only a mile apart in Lisle, Illinois.

The North Carolina Daffodil Show, held at the Botanical Garden in Chapel Hill, had 650 blooms.

Bill and Laura Lee Ticknor won the Gold Ribbon with Amber Castle, 2 YYW-WYY, the White Ribbon with Yamhill, 2 W-YYW, the Miniature White Ribbon with *N. Wilkommi*, 10 Y-Y, and the Rose Ribbon with V-2011, 2 Y-YYO, [Lunar Sea x (Rima) x Red Conquest (sic)]. Their Lavendar Ribbon winner included their Miniature Rose Ribbon winner T-20, 1 Y-Y, (*Bagatelle* x *N. cyclamineus*,) as well as Jumbie, 6 Y-R, Minnow 8 W-W, *N. jonquilla*, 10 Y-Y, and Raindrop, 5 W-W.

Elise Olsen Cheesborough won the Silver Ribbon with 25 blues, and the Red-White-and-Blue, Maroon and Throckmorton Ribbons. The former included Mitsch's Euphony, 2 Y-Y, Resplendent, 2 Y-R, Mrs.

Robertson's Elegant Lady, 1 W-Y, Pannill's Chippewa, 3 W-Y-YR, and Evans' Epitome. 1 Y-WWY, Epitome, along with Bethany, Daydream and Intrigue were in the Maroon winner. The Throckmorton included dainty Phalarope, 6 W-Y, and well-formed Capitol Hill, 2 Y-YYO, Loch Hope, 2 Y-R, and Strines, 2 Y-Y.

Delia Bankhead won the Miniature Gold Ribbon with Rosaline Murphy, 2 Y-Y. This came from her Roberta C. Watrous Ribbon winner which also included 1 Y-Y's Small Talk and Bagatelle, 6 Y-Y's Zip and Flyaway, 2 Y-Y's Picarillo and Mustard Seed, Snipe, 6 W-W, Tete-a-Tete, 12 Y-Y, Cyclataz, 8 Y-O, t. *Aurantiacus*, 10 Y-Y, and Gipsy Queen, 1 YW-WWY.

Joe Stettinius was awarded the Purple Ribbon for his collection of Division 6's Skater's Waltz, Cazique, Jetfire, Dove Wings, and Lemon Silk.

Kent Cheeseborough won the Junior Award with Trevithian, 7 Y-Y. Ice Wings, 5 W-W, and Phantom, 11 W-P, were also of interest to show viewers.

Elise Olsen Cheeseborough and Bill and Laurie Lee Ticknor deserve a mention on the Best of All the Rest list. ADS Awards Chairman Bob Spotts reports that Nancy Pilipuf's name should be inserted into a show report's previously blank Silver Ribbon line. This would move her out of a tie with him to twenty-three major ADS Ribbons in 1991 and make her the Very Best of All the Rest.

NOTES FOR THE NEWCOMER

SPRING AT LAST

PEGGY MACNEALE, *Cincinnati, Ohio*

Along with the aconite, the early crocus, and the *Iris reticulata*, we're seeing the first daffodils: *N. asturiensis*, followed by good old February Gold, Cornet, and Peeping Tom — bless those early Div. 6's, even though they are out too soon for the show. Let's hope the show flowers stay hunkered down for some weeks yet, while we enjoy these first brave blossoms in a jelly jar on the kitchen counter.

The clumps of February Gold all over my yard are the result of years of forcing these bulbs for mid-winter bloom. After the flowers are spent, I keep the leaves healthy and aim to plant the pot contents out as soon as the soil is workable. I dig the hole deep enough to get the bulbs

down a good six to seven inches, but temporarily fill back only enough soil to fully cover the bulbs. I leave as much leaf surface as possible exposed to the sun so photosynthesis can continue. The planting hole, moreover, is twice as wide as the root ball, giving me a chance to gently ease the bulbs apart so the resultant clumps will not be too crowded for several years. I water the planting in well and watch for the time to fill up the hole, when the leaves have all died down.

So much for taking care of the pots of forced bulbs. By now the new catalogues are beginning to arrive. Usually Elise Havens has a wonderful early leaflet that gives us a chance at seedling bargains as well as good old named varieties that will not be listed in this year's catalogue. Do take advantage of the seedlings, planning to keep careful track of them by label and chart, for one or two will probably be named in a year or so and listed at an introductory price. You will then be happily well ahead of the game. In any case, you will find that your garden will greatly benefit from the enlarging clumps of these exotic reverse bicolors and hot pinks. Beautiful bouquets are another result of your investment.

If you are not receiving catalogues from all the good sources, now is the time to get on the mailing lists. There is a reasonable fee of \$3.00 for the Mitsch/Havens booklet which is full of color illustrations. Brian Duncan, also, asks for a fee, for he, too, uses several pages of color photos. These fees can be subtracted when you order bulbs. If you have bought bulbs the past season or two you can expect to get a free catalogue this year.

As the catalogues arrive, if you have 1991 lists on hand, compare them with the new ones. You will likely have made notes in the margins about bulbs which you are dying to have. Check if the prices have come down this year. Read all descriptions, noting particularly the time of bloom. If your garden is full of mid-season flowers look for the symbol L or sometimes 5 for late bloomers, especially for the Div. 2 Y-Y's or Y-O's which are rather scarce and a nice pick-up in a garden full of white poeticus types.

In ordering from overseas growers, it makes sense to get together with at least three or four other gardeners to help spread the stiff initial postage charge for the first five bulbs. After that it comes to an extra 50¢ per bulb, which you will find is entirely worth while.

Pack up your catalogues as well as your DTS&G (*Daffodils to Show and Grow*) handbook when you go to the shows so you can verify names and prices of your favorites as you study them. What with the catalogues — and the perusing and the choosing — the garden and the shows — the next few months are the best in the year!

BULLETIN BOARD

From the President's Desk

As I am writing this, it is mid-December. This morning I was repotting amaryllis in the greenhouse when I discovered a large bulb open at the top and filled with the sticky detritus characteristic of the daffodil bulb fly. I removed this bulb, shook it free of dry soil and found a large hole in the basal plate. I cut the bulb in two and carefully examined it. The incipient bloom scape in the center had been entirely eaten away, as well as two "rings" of tissue. Probing with a toothpick, I quickly came across the fat, healthy, light brown larva. It was definitely a daffodil bulb fly!

"Oh no," I thought. "It cannot be!" But it was. Now I have reason to believe that my bulb fly control program has not been at fault; it has been my failure to extend it to other nearby bulbs that may have allowed the pest to keep appearing year after year. (The nearest planting of daffodils is half a mile away from my yard. It consists entirely of naturalized paperwhites, which always bloom profusely and are gone six weeks before my main season begins. When daffodil flies have appeared in my garden, I have also checked the distant paperwhites and have never seen any offenders there. Had there been any, I would have whacked them with a flyswatter.)

From now on I will keep a close check on my amaryllis and, as I do with daffodils, inspect their little bottoms at the time I bring them into the greenhouse for curing.

Now that Benlate is no longer recommended for ornamental plants or bulbs, I am resorting to aspirin¹ powder for dusting my daffodils bulbs at planting time. I try to do this in mid-morning, after my neighbors have gone to work, to prevent raised eyebrows. (From a distance it

Bonnie Brae Gardens



Quality Show Flowers
standard - intermediate - miniature

Jeanie (McKillop) Driver
1105 S.E. Christensen Road
Corbett, Oregon 97019
(Telephone 503-695-5190)



probably does look strange to see someone breathe heavily on the basil plate of a bulb, dip it into aspirin powder, then plant it.)

Why aspirin? Why powder? In a scientific article I read that any kind of powder placed on the basil plate helps induce rooting, and from earlier experience I have found that aspirin seems to give daffodils extra resistance to a variety of ills. In the past I have salvaged a number of daffodils that seemed badly infected with virus. I have soaked entire plants (roots, bulbs, foliage) for several hours in aspirin solution (one tablespoon of aspirin powder to a gallon of warm water, a few drops of DMSO added) and then replanted them in sterile soil mix. The next spring they showed no symptoms of virus. NOTE: I do not claim that the aspirin soak *cured* virus, merely that it gave enough health back to the bulbs to suppress the signs of virus and produce normal-looking blooms. Daffodils so treated have also, when cured, resulted in extra-firm bulbs that appeared not to dessicate in storage.

—JACK ROMINE

¹ Aspirin powder is available from druggists in some areas. Otherwise, the tablets will have to be ground up.

RHS YEARBOOK, DAFFODILS 1991-2

The RHS Yearbook, *Daffodils 1991-2* should be in stock by the time this reaches you in March. Printing delays and added costs to the RHS have eliminated our discount for buying in quantity, and as we all know, added costs are passed on to the consumer. Therefore, the price this year will be \$12.50.

The yearbook includes the show results from shows in England and Northern Ireland, as well as notes from the Australian season. John Glancharde writes of his latest trip to Spain and Portugal, and Don Barnes writes of daffodils in pots. "The Modern (post-King Alfred) Daffodil as a Garden Plant" gets symposium treatment by eight writers, and it's interesting to note the different choices made by the writers when asked to name their top eleven cultivars for garden — and why. Michael Salmon discusses *Narcissus section bulbocodium*, its species and distribution. His line drawings accompany the article. Leone Low writes on J.M. deNavarro's pink daffodils, and her search of his breeding record books.

A new feature this year is the inclusion of four pages of color photos, and I liked the grouping of ads from growers placed at the back where you can find addresses quickly and easily.

The annual supplement to the International Daffodil Register also comes with the Yearbook. The Supplement lists all registrations for the year, along with changes made to previously registered daffodils.

If you've enjoyed previous Yearbooks, you'll find this one a delightful addition to your bookshelf.

—MARY LOU GRIPSHOVER, *Executive Director*

CANDIDATES FOR THE MINIATURE LIST

The Miniature Committee has received applications and positive comments on a number of potential flowers for the Miniature List. They are listed below. Once an application has been received, a Miniature Candidate must receive two more applications within three years to be eligible for the Miniature List. If you grow these flowers and wish them on the list or have comments, positive or negative, please send them to the Miniature Committee.

These flowers with applications:

- 6 W-W BITSY one application '89
- 7 Y-Y GREEN GINGER one application '91 (there are two cultivars with the name Green Ginger in the trade. If you have the smaller one similar to Little Sentry, please notify the committee.)
- 6 Y-Y LITTLE MISS one application '89
- 7 Y-Y LITTLE SENTRY two applications '91
- 6 Y-Y OZ two applications '91
- 6 W-W TOTO one application '91
- 2 Y-Y YIMPKIN one application '91

The following have received positive comments but no formal applications:

- | | |
|-------------------------------------|-------------------------------|
| 7 Y-Y Angel's Whisper | 6 Y-Y Little Missus |
| 6 W-W Bitsy | 7 Y-YYO loyce |
| 7 Y-O Chappie | 6 Y-Y Mickey |
| 7 W-P Doll Baby | 7 Y-O Odile |
| 3 W-WWP Fairy Circle | 7 Y-Y Sabrosa |
| 6 Y-Y Ferdie | 12 W-W Smarple |
| 12 W-W Fyno | 6 Y-Y Snook |
| 12 Y-Y Glenbrook seedling #785 | 8 W-Y <i>Tazetta odoratus</i> |
| 5 W-W Little Lass | |

The following have received negative comments regarding size and have been requested to be removed from the list, or not added:

- | | |
|-------------------------|--------------------------|
| 7 W-P Doll Baby | 6 Y-Y Oz |
| 5 W-W Frosty Morn | 6 Y-O Swallowcliffe |
| 2 Y-YYO Marionette | 6 W-W Toto |

The following are in the grandfathered category:

- | | |
|----------------------------|----------------------------|
| 1 W-W Alec Gray | 6 Y-Y Oz |
| 6 W-W Bitsy | 7 Y-Y Sabrosa |
| 7 Y-Y Green Ginger | 6 Y-O Swallowcliffe |
| 12 Y-Y Little Soldier | 2 W-Y Sewanee |
| 1 Y-Y Midget | 1 Y-Y Trivial |
| 1 WY-YYW Little King | 9 W-GYR Wag-the-Chief |
| 6 Y-Y Little Miss | |

As chairman of the committee, I would propose adding these to the

Miniature List in three years unless the committee has received negative comments and has to make a determination. If you are the breeder of one of these and feel you need more time to make stock available, please let the Committee know.

Some of the cultivars that have had negative comments on size are no bigger than some of the cultivars already on the List. We want to be fair. How do we solve this challenge? Are definite measurements required?

As one of our goals we would like to publish a Mission Statement regarding the purpose of the Miniature List.

We invite your comments.

—NANCY WILSON, *Chairman, Miniature Committee*
6525 Briceland-Thorn Rd.
Garberville, CA 95440

CORRECTION

December turned out to be a month with much fun and some errors, and it all started with the December, 1991, *Journal*. Please make the following corrections in your copy:

1. Change the cover date to read December, 1991.
2. Due to a printing error, the Engleheart was printed backwards, therefore, the listing of the flowers should be read from right to left, not left to right.

Only 3 people caught this error.

The editor regrets these errors.

BEGINNING A SUGGESTED LIST FOR INTERMEDIATES

Writing to meet a March ADS *Journal* deadline in early January can be difficult, in that New Year greetings seem in order in January, but "Hooray, it's almost Spring", is more appropriate in March. Fortunately, thoughts of Daffodils remain constant in both months.

It is an acknowledged and worthy goal to save the old favorite daffodils, small or large, and it is one we can all appreciate. However, the Intermediate Committee's goals are somewhat different. We are trying to create the concept that small daffodils are a treasure in themselves, and worthy of hybridizers' efforts. We want "size" not to be synonymous with "big" in judging. We want to see *more* and *better* small daffodils in or out of shows.

We continue to encourage shows to include an "Intermediate" collection class. It should allow small cultivars in *any* division, because, there the intent is to put together a varied, attractive set of small daffodils. It does not have to be limited to a collection of only Division 1 - 4,

and 12. Show Chairmen should strive to incorporate even *one* display collection into their shows. The viewers will enjoy it! Someday, perhaps in 1993, some Intermediate single stem classes can be added to a show's schedule.

As a start, the following cultivars are offered as a beginning List of Intermediates. Readers, please feel free to add your recommendations to this starter list. Remember, this is not intended, nor will it be, a required list. This only gives an idea of size of flower which makes a compatible cluster in a small area, or a balanced collection class entry.

Div. 1

1Y-Y Bob Minor
 1 W-Y Little Dancer
 1 Y-Y Sylph

Div. 2

2Y-YRR Bantam
 2 W-GWW Birthday Girl
 2 W-P Bonny Gem
 2 W-GPP Cairndhu
 2 W-P Kewpie
 2 W-P Little Echo
 2 W-YWP Rimski
 2 W-P Rimster
 2 W-P Rosebank
 2 W-GWP Shy Face

2 W-P Sophie Girl
 2 W-R Tiny Kiwii

Div. 3

3 W-R Cherry Bounce
 3 W-GWW Dallas
 3 Y-YYR Dinkie
 3 W-WWP Fairy Circle
 3 W-GYR Miniken
 3 W-GYR Minx
 3 W-YYR Pantomime
 3 W-O Ruby
 3 W-GYY Sidley
 3 W-GWW Verdant Meadow

Div. 12

12 Y-Y Little Soldier

Try intermediate sized daffodils in your yard, pots, or landscaping design. You'll love them! If we all think positively, hope incessantly, and try continually, these special flowers will find their proper recognition, and place.

—JEAN E. DRIVER, *Sub-chairman*
Intermediate Committee

MODIFICATION AND CORRECTION OF NOTICE OF PROPOSED AMENDMENT TO BY-LAWS

The proposed amendment to the By-Laws of the American Daffodil Society, Inc., as approved by the Board of the Society, was published in the December, 1991, issue of the *Journal* of the American Daffodil Society. As explained in the comments of the Chairperson of the By-Laws Committee accompanying the publication of the proposed new By-Laws, the By-Laws previously existing *were not changed in substance* except in two specific instances approved by the Board of Directors, but were *reformatted* in a more logical manner to facilitate their use.

In the transcription of the proposed By-Laws to print, two errors were made and the following corrections to the text of the proposed By-Laws, as published in the December, 1991 *Journal* are made:

ARTICLE IV.

Officers

Section 3. The first full sentence of this section shall read: "The election of Officers of the Society (other than the Secretary and Treasurer, who shall be appointed by the Board) shall be held annually at the annual meeting of the Membership of the Society, or as otherwise hereinafter provided."

ARTICLE V

Section 2. The first full sentence of this section shall read: "The Board of the Society shall appoint annually a Nominating Committee which shall be composed of five (5) members of the society."

CLASSIFICATION CHANGES

Each year since the publication by the RHS of the *International Daffodil Checklist* in 1989, the RHS has published classification changes in annual supplements. As these are now incorporated into the *Data Bank*, you may wish to make note of them in your copy of *Daffodils to Show and Grow*. (There are other changes, but the listings are not in *Daffodils to Show and Grow*.)

If you do not agree with these classification changes, you may write directly to Mrs. Sally Kington, International Daffodil Registrar, The Royal Horticultural Society, 80 Vincent Square, London, SW1P 2 PE, England; or to the ADS office and I will forward information to Mrs. Kington.

Hybridizers and others who may be registering daffodil names should

SPRING FLOWERING BULBS



Tulips, daffodils, hyacinths
and miscellaneous.

Catalogue Free

MARY MATTISON van SCHAIK
IMPORTED DUTCH BULBS

P. O. Box 32 DJ, Cavendish, VT 05142

be aware of the following note on color coding from the RHS:

To the guidelines on color coding that appear in the Checklist and on registration forms may be added the following:

—Streaked Daffodils

In daffodils with the colors in the perianth or corona that change from side to side rather than from base to rim, the code should include only the predominant color, the secondary color(s) being shown in a note.

—Yellow or Orange?

In distinguishing yellow from orange in daffodil classification, borderline colors including and on the green side of RHS Yellow-Orange Group 15 may be said to be yellow: colors including and on the red side of Yellow-Orange Group 16 may be said to be orange.

The classification changes are as follows:

Cultivar	Change to:	Cultivar	Change to:
Abba	4 W-O	Marionette	2 Y-YYO
Actaea	9 W-YYR	Mary Lou	6 W-W
Albacrest	3 W-GOW	Melodius	2 Y-Y
Altun Ha	2 Y-W	Misty Meadow	7 YW-W
Ambergate	2 O-O	Narrabri	9 W-GYR
Angie	8 W-Y	Nel Richardson	4 W-WWO
Autumn Gold	7 Y-Y	Occasionallu	1 W-R
Beryl	6 W-YYO	Overdraft	3 Y-R
Birchill	3 W-WYO	Pankot	2 W-GWP
Blossom	4 W-O	Paula Cottell	3 W-GWW
Bramble Lady	3 W-YYO	Petit Four	4 Y-PPY
Brighton	Brighton	Picoblanco	2 W-W
Brindisi	2 YYW-P	Pismo Beach	2 W-GWP

BALLYDORN BULB FARM

DAFFODUL HYBRIDIZERS SINCE 1946.

Annual catalogue of new exhibition and garden cultivars raised by us.

To be published at the end of February, 1992.

New applicants for catalogue please enclose \$1.00 postage.

Ballydorn Bulb Farm
Killinchy, Newtownards
Co. Down, Northern Ireland

Telephone: 0238-541-250

Colortrue	4 W-WWP	<i>poet.</i> Ornatus	10 W-YYR
Craig Steil	2 O-O	<i>poet.</i> Ornatus max.	9 W-GYR
Dear Love	11 W-P	<i>poet.</i> <i>praecox</i>	10 W-GYR
Delabole	2 Y-YYO	<i>poet.</i> <i>praecox.</i> Grand.	10 W-YYR
Devta	Nevta	President Carter	1 Y-Y
Dik Dik	2 Y-R	Ringway	3 W-GYR
Dinkie	3 Y-GYR	Rosasharn	4 W-WWP
Doctor J. Parkinson	2 WWY-YYO	Rosy Wonder	2 W-WWP
Dressy Bessie	2 W-GYO	Royal Occasion	2 W-P
Duke of Windsor	2 W-OOY	Scope	1 W-GWW
Edwalton	2 W-YYO	Sea Green	9 W-GYR
Estrella	3 W-YYR	Smokey Bear	4 Y-O
Eystettensis	4 Y-Y	Smyrna	9 W-GOO
Fairy Footsteps	3 W-GGW	Solar Flare	Solar Tan
Gamay	11 W-Y	Songster	7 YW-Y
Gay Challenger	4 W-O	Spellbinder	1 Y-WWG
Gipsy Queen	1 YYW-WWY	Stratosphere	7 Y-O
Henry Lawson	9 W-GYR	Sweet Prince	1 YYW-WWY
Highway Song	2 W-GYO	Tahiti	4 Y-O
Holland Sensation	1 W-Y	Tete-a-Tete	12 Y-Y
Honky-Tonk	11 W-YYO	Tittle-Tattle	7 Y-GYY
Ice King	4 W-Y	Ufo	3 Y-YOO
Icon	3 W-GOR	Upper Broughton	2 W-P
Jack Goldsmith	4 W-O	Verwood	3 Y-YYO
<i>jonquilla</i> Flore Pleno	4 Y-Y	Villa Maria	4 W-WWP
Lemon Brook	2 YYW-W	Villa Royale	4 Y-YYR
Lemon Candy	2 YYW-WWY	Young Blood	2 W-R
Limehurst	2 YYW-W		
Magician	2 W-R		
Amber Castle	2 YYW-WYY	Note: Predominant color in corona is variably pink	

**TEST TUBES
FOR DISPLAY, TRANSPORTATION, SHOWS**

We have sizes for miniatures, standards and collections in plastic and glass, with and without rim.

Write for illustrated brochure with detailed sizes and types.

**LEE'S BOTANICAL SUPPLY
351 BUTTONWOOD LANE
CINNAMINSON, NJ 08077**

609-829-6557

FAX 609-786-1535

Bebop	7 Y-Y	Note: perianth pales at maturity
Cairngorm	2 YYW-W	Note: corona rim is variably pinkish
Cyros		Note: varies between Div. 1 and 2
Dundrod		Note: varies between Div. 2 and 1
Dunlambert		Note: varies between Div. 2 and 1
Dunmurry	1 W-Y	Note: varies between Div. 1 and 2
Flomay	7 W-WWP	Note: corona is sometimes more or less pink
Glenfarclas		Note: varies between Div. 1 and 2
Gold Convention	2 Y-Y	Note: varies between Div. 2 and 1
<i>minor pumilus</i> Plenus	4 Y-Y	(Rip van Winkle)
Minnow	8 Y-Y	Note: perianth is sometimes whitish
Pango	8 Y-Y	Note: perianth sometimes becomes whitish
Red Ember		Note: varies between Div. 3 and Div. 2
Stanway		Note: varies between Div. 3 and Div. 2

FROM: The Royal Horticultural Society

Narcissus Classification Advisory Committee

TO: All Daffodil Hybridizers and Growers

QUESTIONS OF CLASSIFICATION AND IDENTITY 1992

Your help is requested with certain questions of classification and identity that have recently been raised with the Narcissus Classification Advisory Committee. The names of the daffodils in question are listed below, together with the subject of enquiry in each case. In some the division is in doubt, in others the colouring. In some the very identity is unknown; for example 'Flora Orantus' and others bearing the date pre-1885 appear in an account in *Gardeners' Chronicle* in 1885 of the daffodils growing at that time on the Isles of Scilly. But they have never been registered with the RHS, and present-day growers in Cornwall and Scilly who have so far been asked about them have no recollection or record.

If you have any observations or information on any of the daffodils on the list, please contact The International Daffodil Registrar, The Royal Horticultural Society, Vincent Square, London SW1P 2 PE (telephone 071-834 4333; fax 071-630 6060)

If you can spare blooms, please send them to The Narcissus and Tulip Committee, who will be meeting at The Royal Horticultural Society

on 18 February, 10 March, 7 April, 28 April and 18 May 1992.

Please keep these enquiries in mind for next season if they have arrived too late for some of the earlier flowering daffodils. Please keep them for next season anyway if you are in the southern hemisphere.

Please look again this season at previous such lists (February 1990 and 1991); for help is still needed with a number of the questions there.

NB Measurements and colours required are those of *mature blooms*.

Daffodil	Subject of enquiry
Flora Ornatus (pre-1885)	Identity
Grandiflorus 9 W- (pre-1884)	Corona colour(s)
Whiteadder 10 Y-Y (Mrs. Mitchell Innes 1955) Mrs. Mitchell Innes 1968	Perianth and corona colours
Handcross (Stern) Stern 1957	Perianth colour(s)
Ice Chimes 5 Y-Y (Mitsch/Havens 1970) Mitsch/Havens 1988	Perianth colour(s)
Insulande 4 W-O (Mrs. Backhouse pre-1921)	Corona colour(s)
Le Belle de Normandie (pre-1885)	Identity
Mother Catherine Grullemans 11 W- (Grullemans pre-1951)	Division; corona colour(s)
Nor-Nor 2 Y-Y (G.L. Wilson pre-1941)	Corona colour(s)
Orange Queen 7 Y-Y (Brodie pre-1908)	Perianth and corona colour(s)
Pontresina 2 W-Y (Richardson) Richardson 1958	Corona colour(s)
Silver Phoenix (pre-1885)	Identity
Silver Soleil d'Or (pre-1885)	Identity
Startle Startle 2 W-Y (Dettman) Dettman 1974	Corona colour(s)
Thomas Beccles (pre-1885)	Identity
Triqueter (pre-1885)	Identity

BOARD OF DIRECTORS – MEETING MINUTES

14 SEPTEMBER, 1991. 8 AM. HOTEL SOFITEL, MINNEAPOLIS, MN

The Fall Meeting of the Board of Directors was held with 35 Board members Texas, for the 1995 ADS Convention. Mrs. Ager moved acceptance and Mrs.

REPORT OF THE OFFICERS:

PRESIDENT: President Romine called the meeting to order and thanked everyone for their attendance.

FIRST VICE-PRESIDENT & SECOND VICE-PRESIDENT elected not to give reports.

SECRETARY: Secretary Ager moved approval of the Minutes as mailed for the April 18 and 20 Board meetings and the 1991 General Meeting on April 19 in Indianapolis. Dr. Throckmorton seconded. Motion Carried.

TREASURER: Mr. Stettinius discussed the Treasurer's report which he had distributed. The Treasurer moved that the 1990 Financial Statement be approved. Mrs. Gripshover seconded; motion carried. The Treasurer's report received unanimous approval. The 1992 budget was reviewed and Treasurer Stettinius moved approval. Second from Mr. Frank, motion carried. Mr. Romine asked approval for appointments to fill two Board vacancies: Sally Winmill to complete the term of the Northeast Regional Vice-President was seconded by Mr. Ezell and the motion carried. Ben Gowen to fill the vacancy of Director in the Central Region. Ms. Howe seconded and the motion carried. The President announced that an invitation had been received from Dallas, Texas, for the 1995 ADS Convention. Mrs. Ager moved acceptance and Mrs. Gripshover seconded. Motion carried. Marilyn Howe moved approval of the 1993 Convention to be held in Nashville, TN, Mrs. Gripshover seconded and motion carried.

REGIONAL VICE-PRESIDENTS: Reports were received from all the Regions except the Southern Region.

REPORTS OF STANDING COMMITTEE CHAIRPERSONS:

AWARDS: Mr. Spotts discussed a problem he had encountered concerning daffodil shows that are not open to all exhibitors. Mr. Frank moved, and Ms. Howe seconded, to refer the matter to the Awards Committee for further study and a future report with policy recommendations. Mr. Spotts gave facts and figures concerning his chairmanship. There were 33 ADS approved shows reporting a bloom count of 26,882.

DATA BANK: Dr. Throckmorton gave a brief history of the Daffodil Data Bank since its birth in 1960. He proposed to turn over the upkeep of the Daffodil Data Bank to the office of the ADS Executive Director, on the Society's computer to be effective as of the 1992 Annual Meeting of the Society. Mrs. Moore seconded. Motion carried.

EDITOR OF ADS JOURNAL: Mrs. Frank talked about the continuous need for articles and what a great tool the *Journal* is for attracting and keeping new members. She briefly reported on problems associated with production of, and distribution of the publication.

FINANCE COMMITTEE: Treasurer Stettinius gave the report. He moved that a \$1,000 bonus be paid to the Executive Director. This was recommended by the Finance and Executive Committees. Ms. Howe seconded; motion carried.

The Treasurer discussed insurance matters. The Finance and Executive Committees recommended the following: fidelity insurance was not recommended; and errors and omissions policy was not recommended due to the prohibitive cost (the committee recommended that a statutory indemnification clause be addressed by the by-laws); a general liability policy was recommended at an estimated cost of \$300 - \$400 annually; property insurance was not recommended; coverage for shows was not recommended (a brief legal opinion was offered by Mr. Frank and the committee recommended that ADS approved shows be sent a letter stating that the ADS could not be held liable). Mr. Stettinius moved the preceeding recommendations be accepted. Nancy Gill seconded. Motion carried. The Finance Committee recommended that life membership in the ADS be \$500 effective immediately. Ms. Howe moved the recommendation and Dr. Throckmorton seconded. Motion carried. The committee recommended that corporate life memberships be limited to 20 years and Mr. Stettinius so moved. Ms. Howe seconded and the motion carried. (Applies only to future memberships) Treasurer Stettinius moved that Ohio sales tax on ADS merchandise sold in Ohio be absorbed by the ADS. Dr. Throckmorton seconded and motion carried.

Mr. Stettinius recommended that a codicil form be included in the ADS *Journal* for bequests. He also moved that RVPs and Show Chairmen attempt to sell 10 each of the *Show and Grow* publication with an opportunity to make \$1.00 per copy for the benefit of the local societies. These would be handled on consignment. Mr. Kitchens seconded; motion carried. Treasurer Stettinius moved that the Awards Chairmen give an inventory report of ADS medals and ribbons July 1 of each year. Mr. Kitchens seconded, motion carried. JUDGES AND SCHOOLS: Mrs. Liggett's report included the following figures: 218 AJ, 59 SJ, and 35 AJR. She announced dates and location of judging schools and refreshers. Her total expenditures from 18 April, 1991, to 1 September, 1991, were \$63.49.

MEMBERSHIP: Mrs. Gripshover reporting on behalf of Mrs. Pardue, announced that as of 10 September, 1991, total membership was 1453. The membership campaign earlier in the year resulted in 55 one-year memberships and 45 three-year memberships. Despite new memberships the dropouts, resignations, and deaths are causing an annual decline in total membership.

MINIATURES AND INTERMEDIATES: Chairman Wilson reported that the term "miniature candidate" had been an ongoing source of confusion and that her committee had worked to find a solution. Two daffodils have met the proper criteria to be added to the ADS Miniature List, Elka and Moncorvo. Mrs. Wilson said her committee will have a recommendation at the Spring, 1992, Board meeting concerning the miniature candidate matter.

INTERMEDIATE SUB-COMMITTEE: Mrs. Driver reported that her committee members were all growing many different intermediates as a way of gathering information. She stated that the committee was flexible in its function and its main purpose was to encourage growing and knowledge of intermediate sized daffodils.

PUBLICATIONS: Mrs. Cartwright reported that letters soliciting advertisements for the March ADS *Journal* would be sent out soon.

REGISTRATION AND CLASSIFICATION: Chairman Anderson reported that there were 33 paid U.S. registrations and 13 others made directly to the RHS. ADS registration fee is \$2.50. A total of \$100.00 was collected and \$11.00 was spent for postage. Mrs. Anderson submitted a letter concerning the *Daffodil*

Checklist, initiated by a request from Sally Kington of RHS. After much discussion, Mr. Ezell moved that an ad-hoc committee be appointed to consist of the ADS Executive Director, *Journal* Editor, Registration Chairman, and the Miniature/Intermediate Chairman to work with Ms. Kington of RHS on registration/publication matters. Tag Bourne seconded, motion carried.

RESEARCH, HEALTH AND CULTURE: Mr. Wadekamper distributed copies of a poll that Board members had been requested to participate in. The Wister Award was then discussed in much detail. It was the consensus of the Board that the Wister Award continue and that the total membership have an opportunity to participate in the selection of the candidates. This program will include a definition of a Wister Award candidate. Mr. Wadekamper's committee will bring future recommendations as to how the Wister Award winner will be actually determined.

ROUND ROBINS: Miss Anderson reported that there were three very active Robins and several others were in a stall mode at this time. She is in the process of preparing an article for the *Journal* about the Robins.

SCIENTIFIC AND EDUCATIONAL TRUST FUND: Mr. Wadekamper moved to consolidate the Research, Health & Education Committee with the Research Educational Endowment Fund under one heading and one committee. Second by Mr. Frank, motion carried. Henceforth this chairmanship shall be known as The Research and Educational Endowment Fund.

Mr. Wadekamper recommended that the ADS Board make a determination concerning the original purposes of the Larus and Fischer Funds. His committee recommended against transferring any monies from Larus, Fischer, or from the old Research and Education Fund at the present time. The committee recommended that the Standing Rules which govern the committee be changed so that Rule 3, Section 4 would read: "The Treasurer of ADS shall receive and disburse the monies of the Fund by recommendation of the Board of Trustees as approved by the ADS Board of Directors", and Mr. Wadekamper so moved. Mr. Frank seconded, motion carried. Mr. Wadekamper reported that the Trustees will establish a list of goals and objectives for the fund.

SHOW REPORTER: Chairman Low's report appeared in its entirety in the September, 1991, issue of the *Journal*. Comments on the show reports from show chairmen are very helpful to her function, and Mrs. Low reported that she would be working to develop perhaps an expanded form for comments.

SLIDE PROGRAMS: Mrs. Bourne reported that 13 slide programs had been sent out since the Spring Board meeting. Show Winners is being revised and Mrs. Bourne is developing four new slide programs. She asked for slide contributions and thanked several generous members.

UNFINISHED BUSINESS:

BY-LAWS COMMITTEE RECOMMENDATIONS: Chairman Gill gave her committee's report. All of the recommendations of the committee were approved, with the exception of one amended recommendation. Mrs. Bourne moved to amend the recommendation concerning Directors at Large to read: There shall be three Directors at Large, one of which may be an international member. Second by Mr. Stettinius, motion carried.

Mr. Frank moved adoption of all the recommendations from the By-Laws Committee with the exception of the amended Directors at Large articles. Mr. Ezell seconded, motion carried.

CONVENTION MANUAL: Chairman Ager reported on behalf of her committee. A copy of the final draft of the ADS Convention Manual had been

distributed for the Board's review. She recognized committee member Jan Moyers for her dedication to the project and the final production of the booklet. Mrs. Ager proposed that a looseleaf copy be kept in a ring binder at the office of the Executive Director, and copies could be requested from that office as needed, thereby eliminating any printing costs. Mr. Stettinius requested that a brief statement concerning insurance should be inserted. Ms. Howe requested one small change concerning timely reports of convention surplus/deficit reporting. It was explained that some appendixes were still to be included which would be mainly useful as comparison and reference information for future Convention chairmen. Mrs. Ager moved adoption of the Board Manual with the aforementioned additions. second by Mrs. Frank; motion carried. Mr. Romine thanked the committee for completing the project.

NOVICE SECTION IN NATIONAL SHOW: Awards Chairman Spotts circulated with the agenda a proposed section for small growers in the National Show and moved approval. Mrs. Frank seconded: motion carried.

NEW BUSINESS:

MEMBERSHIP GOALS COMMITTEE RECOMMENDATIONS: The Executive Director read aloud the report from the Committee Chairman, Delia Bankhead. The report raised many important issues and the particular recommendation for advertising in horticulturally related periodicals. He stated that the Finance and Executive Committees recommended against advancing money for advertising at the present time. President Romine further stated that periodical advertising usually only fares well when it is accompanied by an article related to it. Discussion of the report resulted and President Romine asked persons with ideas and comments to contact Ms. Bankhead and to allow the committee to function further.

LIBRARY POLICY: Executive Director Gripshover presented a proposed Library Policy as approved by the Executive Committee: that all books in the ADS Library, with the exception of rare books, be loaned upon request. Mr. Ezell moved adoption of this policy. Mr. Frank seconded: motion carried.

OTHER NEW BUSINESS: Boardmember Louisa Conrad presented a brochure and urged ADS to participate in a listing of organizations opposing collection in the wild of daffodil bulbs. The brochure was published by the Natural Resources Defense Council. Betty Madsen moved approval, Miss Bicknell seconded: motion carried.

FOR FUTURE ACTION: By-Laws Committee Chairman, Nancy Gill returned to the podium and asked for input on her committee's unfinished work.

ADJOURNMENT: President Romine adjourned the meeting at 3:10 p.m.

—JAYDEE ATKINS AGER, *Secretary*

A FIELD OF FLOWERS

SAM WINTERS, *Clarksville, Tennessee*

When Gerda Price was a child on a farm near Bowling Green, Kentucky, a family friend, Mr. VanMeter, would come for her in his carriage each spring to picnic on cookies and grape juice while they picked wild flowers on his farm. She always remembered that field of wild flowers and wanted a field of her own. When she and her husband,

W.G. Ladd, bought some acreage on the outskirts of Clarksville, Tennessee, and prepared to build their new home, she decided that the steep hillsides, then covered with blackberry brambles, would be a suitable place for the 3500 daffodil bulbs she was bringing from her old home. That property had been sold to the city for a school. She started planting even before the house was begun. Mrs. Ladd, with the help of her son and two others, planted the bulbs in one day. Most were at the bottom of a hill near a spring. Many of these had to be moved when she discovered picnickers near the spring had removed many lilies and daffodils. Over the next 40 years, Mrs. Ladd planted a thousand or more daffodils each year. There are now between four and five acres covered with daffodils. There are many varieties but her favorite is, "the one I'm looking at."

Mrs. Ladd taught business courses at Austin Peay State University for 29 years. She worked off many of the frustrations of teaching by working in her daffodils. She would come in from school, put on her old black shorts, grab a bucket of tools and bulbs, and go out to work. She once had a maid who said, "Mrs. Ladd, I wish you wouldn't go out dressed that way." When asked why, she replied, "Because some of my friends might see you and I'd be embarrassed."

The bulbs are planted in drifts. That is, wherever they land when tossed out on the ground. Mrs. Ladd is somewhat unconventional in transplanting bulbs. There are so many to be thinned and transplanted that she starts while the foliage is still green and transplants while she still remembers which bulb is which. Mrs. Ladd says this is the only way she can begin to make a showing on these acres of bulbs.

Many of the bulbs that were popular 40 years ago are still very evident as you wander over the vast display. Louise de Coligny one of the first perfumed pinks, makes its presence known along the driveway. Hyperion, Empress of Ireland, Silver Chimes and Thalia are seen in drifts. Mrs. Ladd remembers that Dean Felix Woodward of the University brought her the Thalia many years ago and, "now they are everywhere."

Mrs. Ladd does not belong to any garden or daffodil club and has never shown flowers in a show. She gives away literally thousands of blossoms each year. Some she picks herself, and some she invites her friends to pick. The day I interviewed this gracious lady of 90, she had been outside between the showers to pick two large buckets of daffodils for a friend who had called. We postponed our talk to give these to the lady, who came in the midst of a rain and sleet storm.

One of the incidents Mrs. Ladd recalls was during the late '20's or early '30's when she saw an advertisement for Francisca Drake which were described as looking like doves in flight. She ordered a dozen for \$3.00, even though they were depression years and money was tight. When the order arrived, the bulb company had substituted Milford

Haven and John Evelyn for Francisca Drake and "hoped this would be all right." They would reserve a dozen for her the next year. The next year she was notified that the bulbs would be \$21.00 per dozen. She declined and waited for years for the price to come down. She said the substitute bulbs were prettier than the Francisca Drake.

Mrs. Ladd feels that much of the satisfaction that she feels in seeing her "field of flowers", is knowing that she has taken a personal hand in creating this beauty.

She refers to the words of Emmerson:

*When I go into my garden with
A spade and dig a bed
I feel such exhilaration and
Health that I discover I
Have been defrauding myself all
This time in letting
Others do for me what I
Should have done with my own hands.*

MIRROR, MIRROR ON THE WALL

W.O. TICKNOR, *Tyner, North Carolina*

"Mirror, mirror on the wall, which is the finest daffodil of all?" Is it a fine large golden trumpet or is it a wee miniature? Is it as white as snow or is it a colorful work of art? Is it one of Brian Duncan's winning hybrids or is it one of Bill Pannill's finest? Is it a great show beauty and a "Best at the London Show" or is it a glory of the garden?

Or, is it a modest, trouble free, lovable charmer that pops up early each year and says, Rejoice, be happy, put a smile on your face, Spring is here." In short, is it Early Virginia?

All of us enjoy many different daffodils. Within the great range of *Narcissus* we fall in love again each week and nearly each day with an enchanting and breathtaking beauty. Sometimes I think I love *N. jonquilla* best of all, (and, I think *N. bulbocodium* loves me best of all.)

As I think of a thousand beauties, one daffodil whispers in my ear. "Well, how about me?" It is a small golden trumpet. It's official name, so I've been told, is *Narcissus, pseudo narcissus, subspecies major, variety spurius*. Quite a name for a little fellow.

Many of you, especially in the South, know it as Early Virginia or Trumpet Major, and even as Buttercup. (My family in North Carolina

called it "a jonquil".) Like any old garden treasure it has dozens of local pet names.

Excluding all tazettas, which bloom all winter in the south, it is the first to bloom in the spring. It is a small, bright golden trumpet on an eight to ten inch stem. It is hardy and vigorous and has thrived on neglect for a century or two in this country. It can be found, off and on, at old homesteads over Maryland, Virginia, North Carolina, South Carolina and Georgia and, I've heard, Tennessee Arkansas and California. It followed settlers across our continent.

Its origin is a bit mysterious. Daffodil taxonomists squirm a bit when they put a name on it as it seems not quite to fit into their scheme of the *Narcissus* family tree. There is no question but that it is a species because, self polinated (as it does frequently) its children are replicas of their parents, and, it must be a native of Spain.

It is a pity its hardiness can't be bred into today's daffodils. Plantings that have been in place 100 years bloom quite nicely withstanding crowding, bulb flies and disease. Unfortunately, even Trumpet Major can't resist the power mower.

This spring when Trumpet Major opens its perianth and says, "Hey folks! Spring is here." I will smile at the mirror and then I'll pick it and take it to Laura Lee and say, "Look honey, spring is here, we have daffodils."

Hofflands Daffodils

* Quality Bulbs

* Prize-winning Show Flowers

* Our Own Introductions

Send for our free catalogue

John and Rosemary Pearson

Hofflands, Bakers Green,

Little Totham, Maldon

Essex CM9 8LT U.K.

ADS APPROVED LIST OF MINIATURES (NOT SPECIES)

MARCH, 1992

Agnes Harvey	5 W-W	Greenshank	6 Y-Y
Angie	8 W-Y	Halingy	8 W-Y
April Tears	5 Y-Y	Hawera	5 Y-Y
Arctic Morn	5 W-W	Heidi	6 Y-Y
Atom	6 Y-Y	Hifi	7 Y-Y
Baby Moon	7 Y-Y	Hors d'Oeuvre	8 Y-Y
Baby Star	7 Y-Y	Hummingbird	6 Y-Y
Bagatelle	1 Y-Y	Icicle	5 W-W
Bebop ¹	7 Y-Y	Jessamy	12 W-W
Bobbysoxer ²	7 Y-YYO	Jetage	6 Y-Y
Bowles' Bounty	1 Y-Y	jonq. Flore Pleno	4 Y-Y
Candlepower	1 W-W	Jumble	6 Y-O
Charles Warren	1 Y-Y	Junior Miss	6 W-W
Chit Chat	7 Y-Y	Kehelland	4 Y-Y
Clare	7 Y-Y	Kenellis	12 W-Y
Cobweb	5 W-Y	Kibitzer	6 Y-Y
Cricket	5 Y-Y	Kidling	7 Y-Y
Cupid	6 Y-Y	Laura ³	6 W-Y
Curlylocks	7 Y-Y	Likely Lad	1 Y-Y
Cyclataz	8 Y-O	Lilliput	1 W-Y
Demure	7 W-Y	Little Beauty	1 W-Y
Doublebois	5 W-W	Little Gem	1 Y-Y
Elfhorn	12 Y-Y	Little Prince	7 Y-O
Elka	1 W-W	Little Rusky	7 Y-GYO
Eystettensis ³	4 Y-Y	Lively Lady	5 W-W
Fairy Chimes	5 Y-Y	Marionette	2 Y-YYO
Flomay ⁴	7 W-WWP	Mary Plumstead	5 Y-Y
Flute	6 Y-Y	Marychild	12 Y-Y
Flyaway	6 Y-Y	Minicycla	6 Y-Y
Frosty Morn	5 W-W	Minidaf	1 Y-Y
Gambas	1 Y-Y	Minnow ⁶	8 Y-Y
Gipsy Queen	1 YYW-WWY	Mite	6 Y-Y

¹ Perianth pales at maturity, sometimes becoming almost white.

² Corona sometimes more orange.

³ Changed 1988; pre-1601.

⁴ Sometimes more pink.

⁵ This may be a division 5 even though the print-out lists it as a 6. Perianth may fade to white.

⁶ Perianth is sometimes whitish.

Mitzy	6 W-W	Segovia	3 W-Y
Moncorvo	7 Y-Y	Sennocke	5 Y-Y
Morwenna	2 Y-Y	Shrew	8 W-Y
Muslin	12 W-W	Shrimp	5 Y-Y
Mustard Seed	2 Y-Y	Sir Echo	1 Y-W
Nylon	12 W-W	Skelmersdale Gold	1 Y-Y
Opening Bid	6 Y-Y	Skiffle	7 Y-Y
Pango ⁷	8 Y-Y	Small Talk	1 Y-Y
Paula Cottell	3 W-GWW	Sneezy	1 Y-Y
Pease-Blossom	7 Y-Y	Snipe	6 W-W
Pencrebar	4 Y-Y	Snug	1 W-W
Pequenita	7 Y-Y	Soltar	6 Y-Y
Petit Beurre	1 Y-Y	Sprite #	1 W-W
Picarillo	2 Y-Y	Stafford	7 Y-O
Piccolo	1 Y-Y	Stella Turk	6 Y-Y
Picoblanco	2 W-W	Sun Disc	7 Y-Y
Pixie	7 Y-Y	Sundial	7 Y-Y
Pixie's Sister	7 Y-Y	Taffeta	12 W-W
Pledge	1 W-W	Tanagra	1 Y-Y
Poplin	12 Y-Y	Tarlatan	12 W-W
Poppet	5 W-W	Tete-a-Tete	12 Y-Y
Quince	6 Y-Y	Tiny Tot	1 Y-Y
Raindrop	5 W-W	Tosca	1 W-Y
Rikki	7 W-Y	Tweeny	2 W-Y
Rip van Winkle ⁸	4 Y-Y	W.P. Milner	1 W-W
Rockery Beauty	1 W-Y	Wee Bee	1 Y-Y
Rockery Gem	1 W-W	Wideawake	7 Y-Y
Rockery White	1 W-W	Wren	4 Y-Y
Rosaline Murphy	2 Y-Y	Xit	3 W-W
Rupert	1 W-Y	Yellow Xit	3 W-Y
Sea Gift	7 Y-Y	Zip	6 Y-Y

⁷ Perianth sometimes becomes white at maturity.

⁸ RHS Checklist says Rip van Winkle is 4 Y-Y;
min list says minor pum. plenus = *Rip van Winkle*.

NOTE: When judging species refer to page 39 in the Handbook or *Journal* December 1991, page 84.

CARNCAIRN DAFFODILS LTD.

offer

Daffodil Bulbs for Everyone

Show Blooms and Garden Flowers



Send for Catalogue

Carncairn Lodge

**Broughshane
Co. Antrim**

**Ballymena
Northern Ireland**

APPLICATION FOR MINIATURE CANDIDATE

This form, duly completed, should be sent direct to the ADS Miniature Chairman. The form should be completed in duplicate if applicant desires to retain a copy. Status of a named miniature candidate may exist for three years from date of registration with the ADS Miniature Chairman.

Application Date: _____

Classification: _____ Name of Candidate: _____

Name & Address (Raiser) _____

Seed Parent _____ Pollen Parent _____

(Or sport of) _____ Seedling # _____

Year of Cross _____ Year of first flowering _____

Length ...Of Corona _____ mm; Of perianth segments _____ mm

Diameter ...Corona _____ mm; Of whole flower _____ mm

Height of Flower Stem _____ mm


Flowering season (underline one): Early-mid, mid, late-mid, or late

Colour of perianth: _____

Colour(s) of Corona: _____

Outstanding characteristics and/or reasons candidate should be accepted by committee:

Awards to date for candidate: _____



Accepted: _____

Rejected: _____

Signature ADS Miniature Chairman:

Brian Duncan

NOVELTY AND EXHIBITION DAFFODILS

GOLD MEDAL

quality bulbs

DIRECT from the **RAISER**

Consistent exhibition varieties

Many major awards

1990

in

LONDON

U.S.A.

NORTHERN IRELAND

Colour catalogue \$2.00 airmail. Refundable with first order.

**"Knothead" • 15 Ballynahatty Road • Omagh
Co. Tyrone • N. Ireland • BT78 1PN
Telephone 0662-42931**

Registration Form
ADS CONVENTION, APRIL 23-25, 1992
Hyatt on Capitol Square, Columbus, Ohio

Name(s) _____

Address _____

City _____ State _____ Zip _____

Christian or Nickname(s) _____

Check here if under 60 years old _____

REGISTRATION FEE: Before March 8.....\$150.00

Before April 2.....\$165.00

After April 2.....\$187.50

Registration includes: National Show, Thursday, Friday, Saturday Banquets, Saturday Luncheon, Tours including admission to AmeriFlora. (Banquets limited to 250)

Hybridizer's Full Breakfast.....\$12.00

Judges Refresher & European Breakfast inclusive.....\$10.50

Do you plan to exhibit? Yes _____ No _____

Send registration fee plus breakfast(s) to:

Mrs. Hubert Bourne, 1052 Shadyhill Drive, Columbus, Ohio 43221.

Make checks payable to 1992 ADS Convention.

NO ADDITIONS OR DELETIONS WILL BE PERMITTED AFTER APRIL 22.

HOTEL RESERVATION REQUEST

HYATT ON CAPITOL SQUARE

75 East State Street • Columbus, Ohio 43215 • 614-228-1234

Please submit by April 1, 1992

Single: \$80.00 _____ Triple: \$88.00 _____ Quad: \$98.00 _____

Double - Two persons, King Bed.....\$80.00 _____

Double - Two persons, 2 Double Beds.....\$80.00 _____

NAME _____

ADDRESS _____

CITY _____ STATE _____ ZIP _____

Arrival Date _____ Time _____ Departure Date _____ Time _____

I will share a room with _____

Send reservation request directly to Hyatt on Capitol Square with a deposit for the first night's lodging. After April 1, reservations accepted on a space available basis.

Check in time is 3 p.m. Circle name of credit card; AMEX VS MC DC CB DIS

CC# _____ Exp. Date _____ Sales and Bed Taxes 15.75%

PEONIES, Queen of Flowers

Spectacular beauty, fragrant endurance unlimited, practically a permanent perennial. Excellent for use in landscape as an accent plant during blooming season, foliage decorative until hard frosts. Peonies — a permanent investment — will bloom for years.

*Join the American Peony Society
Dues: \$7.50 paid annually. Bulletin published quarterly
Send for list of publications.*

AMERICAN PEONY SOCIETY
250 INTERLACHEN RD., HOPKINS, MINN. 55343



THE DAFFODILL SOCIETY



was established in Britain in 1898 to cater for the needs of all daffodil enthusiasts and now has members in all the countries where daffodils are grown seriously.

The Society issues two publications each year to all members and welcomes contributions from all growers on the complete range of topics.

Minimum membership subscription is \$3.00 per annum; overseas members \$8.00 for three years (optional); payment by STERLING International Money Order please to:

Hon. Don Barnes, Secretary, 32 Montgomery Ave., Sheffield, S7 1NZ, England

Does Your Garden End Too Soon?

Join the NATIONAL CHRYSANTHEMUM SOCIETY

and enjoy colorful blooms until frost.

Your membership includes 5 issues of
The CHRYSANTHEMUM

Annual Dues \$8.50. Write to:

GALEN L. GOSS
5012 Kingston Drive
ANNANDALE, VA 22003

THE NORTH AMERICAN LILY SOCIETY, INC.

A SOCIETY TO PROMOTE THE CULTURE OF LILIES



suggest that you may wish to grow other bulbs — lily bulbs. Join us by sending annual dues

\$12.50 for one year, \$31.50 for 3 years
(20% discount for those over 65)

to
Dr. Robert C. Gilman, Executive Secretary
P.O. Box 272 - Owatonna, MN 55060

1992 ADS CONVENTION TRANSPORTATION & PARKING

If driving to Columbus, The Hyatt at Capitol Square offers valet parking at \$12.75 per day. Parking is also available at the City Centre Parking Garage at \$7.00 per day. No in and out permitted at the daily self-park rate. Entrance to the garage is further south on the west side of 3rd Street and is connected to the hotel.

Shuttle buses are available at the airport at \$11.00 a round trip. Inform them that you are with the American Daffodil Society to receive this rate. There will be signs welcoming you to the shuttles.

Reservations are required for all collections over five stems. Register with Handy Hatfield, 22799 Ringgold Southern Road, Stoutsville, OH 43154, Tel, 614-474-5719 no later than April 20th.

DAFFODIL PLANTING AT AMERIFLORA

Last October, a hardy band of daffodil lovers from Columbus planted about 1900 daffodils in 160 varieties as part of "America's Back Yard" at Ameriflora.

Thanks are due to Mr. Wim Lemmers and the Dutch Bulb Growers for sending 800 bulbs in 67 varieties of big, healthy bulbs. These include a number of newer split-corona daffodils as well as newer Dutch offerings and some from Divisions 5 — 8 which the Dutch are now propagating. A few miniatures were also included.

Jeanie Driver of Bonnie Brae Gardnes sent 100 bulbs in 11 varieties of late-blooming, intermediate-sized flowers. Kate Reade of Carnairn Daffodils sent 40 bulbs of Columbus, and Handy Hatfield of Hatfield Gardens sent 84 bulbs in 6 varieties. Lib Capen of Springdale Gardens sent several miniatures. Other ADS members sending bulbs were Sally Winmill, Helen Link, Curtis Tolley, Tag Bourne, Grace Baird, and Mary Lou Gripshover. Bulbs also came from the CODS planting at Whetstone Park.

The bulbs were planted in a small area, and we hope will bloom about the same time to give a mass effect. It will certainly show people attending Ameriflora that daffodils come in colors other than your basic yellow!

We are very grateful to all those who contributed both the bulbs and the time and work to plant the bulbs, and to the staff at Ameriflora who prepared the planting site. Do come and enjoy Ameriflora when you visit Columbus next year.

DAFFODILS AND GREENSPACE IN THE MIDWEST REGION

LIZ RAGOUZIS, *Cincinnati, Ohio*

Let me share with you the Cincinnati experience of parks and daffodils in this, the park's 175th year. Cincinnati, Ohio, mid-size city of three hundred sixty four thousand people, boasts 4,800 acres of parkland, some of it acquired by city leaders years ago, and some given by caring citizens. This is a marvelous legacy which we all enjoy and wish to perpetuate for future generations.

Park parcels are disbursed throughout the city, some large with great collections of plant material, and some with only a bench surrounded by a few shrubs and flowers. At the right time of year, daffodils can be seen in most of them.

For example, Mt. Airy Forest is the largest park area in the city. It has close to 1500 acres and it is here that the nation's first municipal reforestation program began in 1911. Mt. Airy Arboretum takes up 120 acres and through the years 15,000 daffodils have been planted with many visible from the road. They are labeled for the serious or casual visitor. Red Hill, April Tears, Amor, Suede, Passionale and Mt. Hood are among the thousands planted in the last two years.

Not too many miles away is the Hauck Botanic Garden, affectionately called "Sooty Acres". This fourteen acre tract of land, given to the city by Cornelius J. Hauck, adjoins the Cincinnati Civic Garden Centre. Many daffodils can be found here. The first collection, some 96 varieties, was a gift of the Balch sisters. These and others bloom under exquisite tree specimens collected from around the world by Mr. Hauck. Amazingly, this area is located in the heart of the city and is a surprise to all who enter for the first time.

Burnett Woods lies adjacent to the University of Cincinnati, a sprawling city university. Daffodils are naturalized here on hillsides, bringing to mind the lines of Wordsworth "When all at once I saw a crowd, — a host of golden daffodils." Among those planted are, Spellbinder, Chinese White, Daviot, Carlton and Scarlet Elegance. Thirteen thousand daffodils have been planted in and around the woods.

Probably the jewel in the Queen City's crown is Eden Park, located about five minutes from downtown. This park is the center of many activities and includes the Art Museum, Playhouse in the Park, two exquisite views of the Ohio River and the Krohn Conservatory. The conservatory is an outstanding greenhouse with palms, tropical and desert plants, and a display house with shows that change six times during the year. It is here, in the pre-spring and spring shows, that

daffodils can be seen inside and out. The Krohn draws a half million visitors annually. This spring, Ice Follies, Silver Chimes, February Gold, Carlton, Salomé, Jack Snipe and Dutchmaster will be forced and shown inside, while outside you may see, naturalized on the hillsides, a sea of Flower Record, Binkie, Peeping Tom and Dick Wellband.

Moving a little further to the east side of town, Ault Park should not and could not, go unnoticed. It proudly displays an Italian Renaissance style pavilion recently renovated through monies generated by the Ault Park Advisory Council. The Cincinnati Park Board Volunteers oversee the Adopt-A-Plot Garden, and for the past two years the park has hosted the Cincinnati Flower Show. Peg Macneale and Mary Lou Gripshover had outstanding daffodil displays at each show and with the help of Handy Hatfield had each division represented.

Horticulture supervisors Schramm and Rentschler are mainly responsible for keeping the bloom in the parks and continue to add to daffodil collections throughout the park system. Volunteer groups give boundless support to park projects. Some noted volunteer groups include: The Park Board Volunteers, Friends of the Park, and Friends of Krohn.

Daffodils do well here despite the unpredictable weather and less than perfect soil. They pop their heads up "beside the lake, beneath the trees fluttering and dancing in the breeze" . . . Wordsworth again.

Come and see us this spring when we're at our best — the Cincinnati Parks and The Daffodils.

BEGINNING HYBRIDIZING or POLLEN DAUBING 101

STEPHEN J. VINISKY, *Sherwood, Oregon*

It has been said that growing daffodils is "ten months of anticipation followed by two months of disappointment." To a hybridizer, "the two months of disappointment" should contain a few glimmers of hope and encouragement for the future. On occasion you may find a real cause for celebration and excitement as a truly good and beautiful flower presents itself for the first time.

Those of you that did make a cross or two last spring and planted the resulting seed will be pleasantly amazed that there are many "green pencil points" thrusting their way into the light. I remember my surprise that it had worked just as they said. The seed did germinate and was growing and I *could* grow daffodils from seed.

The biggest danger to guard against your second spring is the realization that you can germinate seed. As the seedlings lengthen your standard show and garden flowers begin to bloom. You look at your success in the seed rows and look out at the garden to see all those

great flowers just waiting to set seed. They *must* be good because you spent so much money on them. The temptation is there to produce enough seed to gird the earth. Try desperately not to yield to temptation. Stick to the goals you have established and try to make the crosses you thought about and planned for during the winter. Well, maybe a few inspirational, unplanned crosses will be OK.

If you weren't inspired to begin cross pollinating last year, try it this year. I believe you will find it a fascinating, absorbing and stimulating experience. It is also a perfect excuse to spend more time in the garden with the flowers. Try it!

Selection re-visited: Last time's discussion about selection brought three letters and two phone calls my way asking for a little more on this topic. The main question revolves around the late J.L. Richardson's statement of "Start with a good brood mare." What constitutes a good brood mare? There seems to be three ways that one can choose good parents.

- 1) Study the Daffodil Data Bank and Dr. Throckmorton's Stud Book. Many flowers have consistently produced outstanding progeny over a period of time and are frequently used as parents.
- 2) Personal observation of results over a period of years. Keep track of "good seeders" that consistently pass on desirable traits to their progeny.
- 3) Ask other successful breeders to pass on their observations and experience in choosing exceptional parents.

Here is a brief (and by no means complete) list of flowers that are widely available, cost \$5.00 or below, and seem to consistently produce outstanding offspring. These flowers also show up on the show bench and can still win in their class.

Aircastle, Arctic Gold, Camelot, Daydream, Easter Moon, Empress of Ireland, Golden Aura, Merlin, Precedent, and Rockall.

The hybridizers with whom I spoke agree that there is still opportunity for advances to be made using the above list as either a seed or pollen parent. It is certainly true that many "children" from the above list are considered by many to be better show flowers and better breeders. My point is that one does not *have* to use the newest and most expensive things to begin hybridizing. The classic theory is to use the best and newest you can afford but there are many different paths to success. Work with what you have and enjoy.

One last point. Though you may start with two world class parents, be prepared to see some real doggies in your seedling rows. It is a constant amazement to me that such aristocratic parents can produce such underwhelming children! If a flower's name is supposed to conjure up a mental image of the flower, I can tell you that I have many a flower that could be named "Pink Swill" or "Golden Goiter". It's that

one or two superior, lovely, distinctive, and hauntingly beautiful babies that make the experience so worth-while.

Enough philosophizing; grab your forceps, tweezers, brushes or whatever, and get out to the garden and enjoy your flowers.

Next time we'll talk about bulbs and digging. My thanks to those of you that have taken the time to call and write, I greatly appreciate the comments and suggestions. Enjoy the Spring!

Stephen J. Vinisky • 21700 S.W. Chapman Road, Sherwood, Oregon 97140

HYBRIDIZING IS FUN.

JIM WELLS, *New London, New Hampshire*

When I began working in horticulture, now more than 60 years ago, one of the great "unknowns" was how to propagate, how to increase a desirable plant. There were few books on the subject, and among all nurserymen there was a shroud of secrecy surrounding their propagation practices. It really was hard to find out what to do.

So I became intrigued with this void, and quickly developed an abiding interest in plant propagation, which has followed me through my career, widening and expanding as methods became more generally known. This culminated in the establishment of a society, the International Plant Propagators Society, devoted entirely to this craft and the dissemination of knowledge world wide. It has proved to be most dynamic and successful group.

Hybridizing, certainly a branch of plant propagation, was of little direct interest to me, for in most areas fine plants were available, and the bottle-neck seemed in general to be the development of simple methods of mass production, to support the wide distribution of really good plants.

In 1980, after a most rewarding time in commercial horticulture, I retired from active participation in the industry, and cast around for a new endeavor, horticultural of course, which I could now pursue. I chose to collect and grow dwarf narcissus, both species and hybrids. Quite rapidly a collection began to form, new people were contacted, and a completely new and splendid opportunity developed as work progressed. Friends in widely separated areas of the world became pen pals, and we began to exchange bulbs to our mutual advantage. The collection advanced apace, and with the obvious advantages of pan culture in a cool greenhouse, it quickly became apparant that hybridization was clearly called for.

So I became a pollen dabber. I ought to have spent time studying the works of Abbe Mendel but I did not. With a small camel hair brush or curved tweezers in hand I began a series of somewhat thoughtless, even aimless, placing of pollen here and there, as the availability of

flowers and my whimsy suggested. Now, some ten years later, I am beginning to enjoy some of the results, and although I am not at all certain that any of my "children" are superior, nevertheless some at least appear to be different, if not outstanding.

I began by crossing some of the first bulbocodium forms which came to hand. *N. b. tenuifolius* x *N. romieuxii* yellow form produced a batch of nondescript seedlings in varying shades of yellow. A hodge-podge collection of less than average interest. They were eventually planted out in the garden, where they made a bright patch of color each spring.

It takes at least three growing seasons for flowers to be produced on any bulbocodium seedling, and these are usually the fastest to mature. Good flowers will usually be produced on the fourth season, and a few of the slower types may make a first odd bloom. Most pseudonarcissus forms will take at least five years before a flower is seen, while *N. dubius* takes up to seven. So there is much to be said for making a few crosses each year, thus ensuring that something of interest will bloom from the third year onward.

From my first batches, one or two seedlings finally emerged as bulbs with some quality that I liked, and so names were chosen and they were registered last year. Choosing names is no small problem for with the Daffodil Register in hand, almost every name that you can conjure up has been used, together with every possible variation. It can become disheartening, especially if you wish to select a name which gives some indication of the color or the quality of the bulb.

One of my very early crosses, made in 1983, developed as a bright, easily grown yellow bulbocodium, which quickly filled a pan. Looking at it I thought that really sparkles, only to find that Sparkle had been used ad nauseum in every possible way. I finally settled for Fresh Season, because it is indeed very fresh and one of the earliest to bloom.

In 1984, bulbs which I had had for two years of *N. gaditanus* flowered: — an unheard of phenomenon. John Blanchard told me when he gave me the bulbs that it had only flowered once for him in ten years. With these flowers available, they were used for a number of crosses, one being a selected "most yellow" form of *N. traindrus pallidulus*. I did have *N. traindrus pallidulus* var. *aurantiacus* at the time, but it had not flowered. Ten seeds resulted from this cross and all germinated. At the time of first flowering in 1988, the original bulbs had grown to the point of splitting, and a number did so rapidly, as does *N. gaditanus*. To keep stocks straight, each group was potted individually and I still have them as full pans of each number. Collectively the name Bow Bells had been selected and registered for this bulb, and a picture of one of the best appeared on a recent cover of the *Journal*. A final selection has not yet been made but this will be done this year, and one clone will become Bow Bells. I like this bulb, for it grows so easily, splitting readily yet not too much. Thus it may become a first class commercial bulb on

the lines of Hawera, for it fills much the same purpose, yet is half the height.

A bulb which fascinates me is *N. cyclamineus*, for it is such an individual, different in so many ways from all others. Somewhat temperamental for me, unless the growing conditions are just right, I have been trying to raise a bulb with the clear qualities of the species yet without its foibles. A cross between *n. cyclamineus* and Tiny Tot was made which quickly showed some interesting differences. The seedlings developed more rapidly than was normal, and one or two flowers were produced two growing seasons after sowing. Further development was equally rapid and in the third growing season, the eleven seedlings produced twelve scapes, and 18 bulbs at the end of the growing season. It was then named "Totten Tot" and was so registered. No problems have arisen as to culture, and the bulbs at this time number thirty. They flower regularly, and yet at the same time continue to increase by division reasonably. The flowers are very similar to *N. cyclamineus*, and I have hopes that this may prove to be an easier bulb to grow, and yet retain all the individuality and grace of *N. cyclamineus*.

In the flowering year just past, some really interesting items have been noted, one of the most unusual being a cross made in 1985 between *N. henriquesii* and *N. cantabricus clusii!* A strange cross you will say. Well, that is what may happen when you are untroubled by rules, which might say that such a cross, if it takes, is doomed to failure anyway! First flowers were seen in February 1988 and were recorded as being a single bloom, similar to *N. henriquesii* on a rather tall scape. No sign could be seen of the other parent, and I decided that the cross did not amount to much, and so planted the pan of seedlings out in the garden with other discards. The whole collection continued to grow for the next two seasons, during which time this cross slowly but clearly developed until it was finally well above its neighbours, both aesthetically and in fact. In September 1989 the bulbs were lifted and a few of the largest and strongest bulbs selected for panning. They grew and flowered well but I still noted that I thought it just *henriquesii*. In October 1990 six of the largest and strongest bulbs were once more selected and panned, and in December, while in active growth, they were removed to New London, N.H. This move was made apparently without harm, for my first note here on January 25th this year was as follows: "XLNT." (my shorthand for excellent) "Very strong foliage." Feb. 14, "Budding well with multiple buds per bulb." Feb. 23rd, "Fully open. Fragrant. Scapes 10" with 3 - 4 florets on each. Each floret 30mm across, coronas 11mm. Color clear gold." March 8th. "XXXLNT! Still in full bloom. No flowers past prime." At this point I finally took a photograph of one scape. Looking over the whole group of pans in this section of the house — all jonquils of one kind or another, it became clear that this cross

had imparted to this bulb a degree of hybrid vigor which only became apparent when the bulb matured. I put another note in my book, "Do not pass hasty judgments!"

The following year, 1986, flowers of *N. triandrus pallidulus* var. *aurantiacus* now being available, this was crossed with *N. henriquesii*. Forty-two seedlings resulted, and these were grown on until last fall. At planting time, they were separated into two groups, group one being bulbs which were thin, tapered, with a tendency to split, and group two, round bulbs which did not show any unusual degree of splitting. None of the bulbs had yet flowered. In February of this year both groups flowered profusely, essentially with the same flowers, but the thin bulbs produced short scapes — four to five inches — and could thus be considered true miniatures, while the round bulbs produced flowers on eight to nine inch scapes. Each scape had from two to four florets on each, and, as this was the first flowering, it may with reason be assumed that on mature bulbs of both types the flower count per scape will increase.

But it was the form of the flowers and their color that intrigued me. Individually the flowers had strongly reflexed petals, — a clear indication of triandrus, yet the color of the whole flower was uniform and a deep rich gold. Truly, hardly a triandrus color, but very close to *N. henriquesii*. My notes said "outstanding". It remains to be seen if this is true.

In 1983 *N. bulbocodium* Julia Jane was crossed with February Gold — another unlikely marriage — and the resulting seedlings I have been watching for some time. The influence of both parents is clearly evident for these bulbs have taller scapes than Julia Jane, yet shorter than February Gold. The flowers also show a real mix, for the corona is widespread as is Julia Jane, yet the color is not so deep. I plan to try some of these bulbs outside this next season, for if they could be used as mass planting in the front of a border, they could be quite outstanding.

This year has also seen the first blooming of a group of crosses using *N. dubius* as one of the parents. An unusual point of interest here is that while *dubius* itself is very slow to mature to flowering size, when crossed with something else the seedlings seem to reach flowering size in a remarkably short time. Hybrid vigor shows up immediately. Pollen of *N. triandrus pallidulus* var. *aurantiacus* was placed on *N. dubius* in early 1987, and 15 seedlings germinated the next season. In October 1990 fifteen very good bulbs were planted and moved to New London, where they commenced to bloom on March 8th of this year. Practically every bulb in the pan produced at least one flower scape, and when fully mature the pan was filled with flowers. These were extremely uniform, and looked remarkably like Icicle. You may recall that Icicle is a *dubius hybrid*, crossed with *N. triandrus capax*. The only difference between my seedlings and Icicle was that the corona was a delicate

cream as the flowers first opened. On maturity, this color faded to white. From this, and from other crosses made using *N. dubius*, it is clear that this imparts a notable degree of hybrid vigor, a point of real value.

One last item, I mentioned the application of my whimsy to this breeding program. In 1985, I put some pollen from *N. humilis* on flowers of *N. cantabricus* var. *petunoides*. *Humilis* had flowered much earlier and the pollen stored for later use. One seedling arose from this cross, which has slowly increased in size until this spring it finally bloomed. I have called it Frilly Dilly! But I doubt it has much future.

I could continue for there are many more such tales of unlikely crosses. Suffice it to say that finally, after a number of years of thoughtless dabbling, some bulbs which please me are emerging. Whether they can finally command general approval remains to be seen.

MRS. J. ABEL SMITH

Offers

PINK DAFFODILS

Also other choice EXHIBITION and DECORATIVE varieties including NEW HYBRIDS raised at —

Orchard House

Letty Green • Hertford SG14 2NZ • England

Descriptive list free on application

I LOVE TO SHOW MY DAFFODILS

LEE KITCHENS, *Cinnamonson, New Jersey*

My first daffodil bloom opened here in New Jersey on February 20th last year. The last bloom faded over the hill on May 20th. I thus had daffodils to enjoy for three months. But, more important — I had daffodils to show for three months.

I love to show my daffodils to children. They appreciate the simple beauty and brilliant, rich colors that the blooms show. If we can introduce the children to the joy of the daffodil, we can build our membership with the new members that we want and need. This may take time,

but our efforts will reward us now and again when these future gardeners grow up and take our places.

I love to show my daffodils to friends. The universal comment is: "Are they real? Can I touch one?" For the average person, a daffodil is a yellow King Alfred. A pink daffodil is a visitor from another world. A bouquet of several different varieties brings expressions ranging from oohs to aahs. This year I turned the tables on a friend, who is a professional florist. I took fresh daffodils to her. Who do you think enjoyed those flowers more: the florist or me?

I love to show my flowers to shut-ins. In the three months my daffodils bloomed last year, I shared those blooming wonders with several shut-ins who can no longer garden on their own. A vase of fresh flowers delivered in a mayonnaise jar is put into a cut crystal vase as an expression of appreciation.

I love to show my daffodils to the sick. I sent a bouquet of a number of different daffodils to a friend who had just been hospitalized with a mild stroke. Five different members of his family called me to tell me how much he enjoyed those flowers.

We have so much beauty given to us, how can we not share it with others. That is the joy I get from showing my daffodils in our formal Daffodil Shows. I can not tell you how much joy it brings me to see a visitor at a Show photographing a vase of flowers that I have entered in the show. It doesn't matter that the judges didn't think that vase deserved a ribbon. The photographer's appreciation was reward enough for me.

SCHEDULE OF 1992 SHOWS

BOB SPOTTS, *Awards Chairman*

March 7 - 8

Clinton, Mississippi

Central Mississippi Daffodil Society at the B.C. Rogers Student Center, Mississippi College. Information: Dr. Ted Snazelle, 418 McDonald Drive, Clinton, MS 39056.

March 13 - 14

Dallas, Texas

Southwest Regional. Texas Daffodil Society at the D-Art Visual Center, 2917 Swiss Avenue. Information: Mrs. R.H. Rodgers, Jr., 3612 Rosedale Avenue, Dallas, TX 75202.

March 14 - 15

LaCanada, California

Southern California Daffodil Society at the Descanso Gardens, 1418 Descanso Drive. Information: Mrs. Nancy Cameron, 410 S. Paseo Estrella, Anaheim Hills, CA 92807.

March 14 - 15

Fortuna, California

Fortuna Garden Club at the Monday Club, 610 Main Street. Information: Mrs. Christine Kemp, P.O. Box 212, Fortuna, CA 95540.

March 21 - 22

Walnut Creek, California

Pacific Regional. Northern California Daffodil Society at the Heather Farm Garden Center, 1540 Marchbanks Drive. Information: Mr. Kirby Fong, 790 Carmel Avenue, Livermore, CA 94550.

March 21 - 22

Conway, Arkansas

Arkansas Daffodil Society at Hendrix College, Hulén Hall. Information: Mrs. W.B. Mayes, Jr., 7 Deerwood Drive, Conway, AR 72032.

March 28 -

Chapel Hill, North Carolina

Southeast Regional. North Carolina Daffodil Society at the North Carolina Botanical Garden, Totten Center. Information: Mrs. Aileen Goodwin Randall, 103 West Poplar, Carrboro, NC 27510.

March 28 - 29

Hernando, Mississippi

State Show. Garden study Club of Hernando at the National Guard Armory, McCracken Road. Information: Ms. Sandra Childers, 3476 Johnson Road, Hernando, MS 38632.

March 28 - 29

Albany, Oregon

State Show. Oregon Daffodil Society at the Linn County Fairgrounds, 3051 S.E. Oakway Avenue. Information: Mrs. Laverne Hawkims, 30737 Green Valley Road, Shedd, OR 97377.

March 28 - 29

Wichita, Kansas

Wichita Daffodil Society at the Botanica, the Wichita Gardens, 701 Amidon. Information: Mr. Ray Morrisette, 1840 N. Ridge Drive, Wichita, KS 67206.

March 28 - 29

Atlanta, Georgia

Georgia Daffodil Society at the Atlanta Botanical Garden, Piedmont Park at the Prado. Information: Ms. Suzanne Doughtie, 3687 Habersham Lane, Duluth, GA 30136.

March 28 - 29

Knoxville, Tennessee

East Tennessee Daffodil Society at the Auditorium of Plant Sciences Building, College of Agriculture Campus, University of Tennessee. Information: Ms. Nancy Robinson, 103 Sheffield Drive, Maryville, TN 37801.

April 1

Onley, Virginia

Town and Country Garden Group at the Carrie Watson Memorial Club House. Information: Mrs. David W. Corson, P.O. Box D, Locustville, VA 23404.

April 1

Upperville, Virginia

Upperville Garden Club at the Trinity Parish House. Information: Mrs. William Tayloe, Route 1, Box 205, Middleburg, VA 22117.

April 4

Scottsburg, Indiana

Scottsburg, Indiana, and Kentucky State Show. Daffodil Growers South and Kentucky Daffodil Society at Leota Barn, R.R.3. Information: Mrs. Verne Trueblood, R.R.3, Scottsburg, IN 47170.

April 4 - 5

Gloucester, Virginia

Garden Club of Gloucester at the Page Middle School, Route 17. Information: Mrs. William E. Allaun, III, Route 3, Box 909A, Gloucester, VA 23061.

April 4 - 5

Princess Anne, Maryland

Somerset County Garden Club at the Peninsula Bank of Princess Anne. Information: Mrs. Thomas Larsen, 26374 Mt. Vernon Road, Princess Anne, MD 21853.

April 4 - 5

Nashville, Tennessee

Middle Tennessee Daffodil Society at the Botanic Hall, Cheekwood Botanical Gardens, Forrest Park Drive. Information: Miss Mary Del Frank, 2044 Graybar Lane, Nashville, TN 37215.

April 9 - 10

Harrisonburg, Virginia

The Garden Club of Virginia and the Spotswood Garden Club at the Harrisonburg Memmonite Church, 1552 South High Street. Information: Mrs. Dan Witmer, 285 Birdie Circle, Harrisonburg, VA 22801.

April 10 - 11

Edgewater, Maryland

The Federated Garden Clubs of Maryland at the London Town Publik House and Gardens, 839 Londontown Road. Information: Mrs. Marie Coulter, 34 Prestonfield Lane, Severna Park, MD 21146.

April 11 - 12

Richmond, Virginia

The Lewis Ginter Botanical Garden at a location to be announced. Information: Mrs. John P. Robinson, 1600 Westboork Avenue, Apt. 210, Richmond, VA 23227.

April 11 - 12

Dayton, Ohio

Midwest Regional. Southwestern Ohio Daffodil Society at the Wegerzyn Horticultural Center, 1301 E. Seibenthaler Avenue. Information: Mrs. Richard Omlor, 237 Hadley Avenue, Oakwood, OH 45419.

April 15

Indianapolis, Indiana.

Indiana Daffodil Society at Holiday House, Holiday Park. Information: Mrs. Helen Link, P.O. Box 84, Brooklyn, IN 46111.

April 18 - 19

Glencoe, Illinois

Midwest Daffodil Society at the Botanic Garden of the Chicago Horticultural Society, Lake Cook Road. Information: Mrs. Steven Carr, 12523 South Fairview Avenue, Blue Island, IL 60406.

April 18 - 19

Washington, D.C.

Washington Daffodil Society at the U.S. National Arboretum Administration Building, 24th and R. Streets, NE. Information: Ms. Delia Bankhead, P.O. Box 4, Hillsboro, VA 22132.

- April 18 - 19** **Kennett Square, Pennsylvania**
 Delaware Daffodil Society at Longwood Gardens. Information: Mrs. Marvin Andersen, 7 Perth Drive, Wilmington, DE 19803.
- April 21 - 22** **Morristown, New Jersey**
 New Jersey Daffodil Society at the Frelinghuysen Arboretum, Joseph Haggerty Education Building. Information: Mrs. Kenneth G. Appel, 19 Roosevelt Road, Maplewood, NJ 07040.
- April 22 - 23** **Baltimore, Maryland**
 Maryland Daffodil Society at the Church of the Redeemer, 5603 North Charles Street. Information: Mrs. Emory E. Tamplin, Jr., 5841 Castle Haven Road, Cambridge, MD 21613.
- April 23 - 25** **Columbus, Ohio**
 National Show. The Central Ohio Daffodil Society at the Hyatt on Capitol Square. Information: Mrs. Nancy Gill, 2475 West Lane Avenue, Columbus, OH 43221.
- April 26 - 27** **Nantucket, Massachusetts**
 Nantucket Daffodil Society at the "Meeting House," Harbor House, North Beach Street. Information: Ms. Mary Malavese, P.O. Box 1183, Nantucket, MA 02554.
- April 29** **Greenwich, Connecticut**
 Greenwich Daffodil Society at the Christ Church Parish Hall, 254 E. Putnam Avenue. Information: Mrs. Joseph V. Quarles, 299 Round Hill Road, Greenwich, CT 06831.
- April 29 - 30** **Chambersburg, Pennsylvania**
 Chambersburg Garden Club at First Lutheran Church, 43 West Washington Street. Information: Mrs. Owen W. Hartman, 105 Farmington Road, Chambersburg, PA 17201.
- May 1 - 2** **Dublin, New Hampshire**
 New England Regional. Northern New England Daffodil Society at the Dublin Townhall. Information: Dr. Julie Crocker, P.O. Box 305, Dublin, NH 03444.
- May 2 - 3** **Mansfield, Ohio**
 Kingwood Daffodil Society at the Exhibit Hall, Kingwood Center, 900 Park Avenue West. Information: Mr. Charles Applegate, 3699 Pleasant Hill Road, Perryville, OH 44864.
- May 2 - 3** **Rockford, Illinois**
 Northern Illinois Daffodil Society at the Sinnissippi Gardens, Sea Scout Building, 1700 North 2nd Street. Information: Ms. Nancy Pilipuf, 11090 Woodstock Road, Garden Prairie, IL 61038.
- May 9 - 10** **Twin Cities, Minnesota**
 State Show. Daffodil Society of Minnesota and Iris Society of Minnesota, location to be announced. Information: Mr. Julius Wadekamper, Rt. 5, 15974 Canby Avenue, Faribault, MN 55021.

THOUGHTS ON WHITE LONG CUPS

*As winter melts to spring,
The suspense of the new season unfolds.
Daffodil buds burst to touch the morning's light
Each bud blooms in sequence with miraculous order,
Following an inherent rhythm attuned to perpetuate life.*

Though no single daffodil has captured universal favor, I am drawn by near obsession to the white long-cupped daffodils. Neither a trumpet nor a short-cup but a delicate balance distinguishes the white long-cupped daffodils. The intensity of whiteness, the texture, and the form of corona and perianth are limited only by the hybridizer's imagination.

Such visions of perfection as Wilson's Stainless, Board's Misty Glen, Blanchard's Ashmore, Lea's Inverpolly, Evans' Shadow, Pannill's River Queen, and Mitsch's Gull manifest timeless beauty, and all have worn blue ribbons and earned special ADS awards. White daffodils have finicky growth requirements that can be met in most climates by providing friable soil with good overall bed drainage as well as a pocket of sand beneath each bulb. With the exception of Shadow and River Queen cultivars mentioned are moderately priced.

*Spring breezes gently flutter daffodil perianths
Like the whispering wings of a moth in flight.
The synchronized rhythm of day mingles with night
Their silhouettes, portraits of loveliness and solitude.
Each bloom so simple, the essence of a season anew.*

-KATHLEEN MCALLISTER



William A. Bender
Culbertson Greene Farm
533 South Seventh Street
Chambersburg, PA 17201

Dear Friends,

A limited stock of the following registered Narcissus cultivars will be available for dispersal, September 1992:

ABSEGAMI (Bender) 1990 2 Y-YYR LM 48 cm.
(Sunapee x Zanzibar) 81/57, (few). Each \$25.00.

COLDBROOK (Bender) 1985 2 Y-W LM 57 cm. (Binkie
x Aircastle) 70/2. Useful in collections. Each \$5.00.

CONESTOGA (Bender) 1985 2 W-GYO-V M 53 cm.
(Orion x Anacapri) 67/1. Mitsch Trophy winner in Boston,
1979. 3 for \$16, each \$8.00.

PARNELL'S KNOB (Bender) 1990 1 Y-Y E 40 cm. (Arctic
Gold x Chemawa) 69/1. Each \$8.00.

POPS LEGACY (Bender) 1985 1 W-Y EM 54 cm. (The
best surviving cultivar from **Phillips Open Pollinated Seed**
to date) POPS 75/57; Mitsch Trophy winner at King of
Prussia, 1985. Each \$15.00.

SHIKELLAMY (Bender) 1990 2 Y-R M 64 cm. POPS
80/59. (few). Each \$10.00.

TUSCARORA (Bender) 1990 1 Y-Y E 65 cm. [Slieveboy
x (Kingsport x Shah(?))] x Gold Convention 88/225. Blue
ribbon in a class of eight at Callaway Gardens, 1990. On-
ly 6 to go at \$50.00.

The following acclimatized "down-under" cultivars are available in limited quantities:

Declare 2 W-P, Demand 2 Y-Y, Fruition 2 W-W, Heather Joy
1 Y-Y, Hiromi 2 Y-R, Kazuko 3 W-R, Lordship 1 Y-Y, Modulux
2 W-Y, Trena 6 W-Y, Tubal 1 Y-Y, Vision 2 W-P.

EACH \$5.00.

Orders less than \$20.00, please add \$3.00 P & S charge.

THE WISTER AWARD

The time has come for meaningful input about daffodils from all members of our society. The members who "only enjoy" growing are the ones whose input is especially desired. Please, if you grow daffodils and want to help others get started answer this call.

The Wister Award was established as a way to call attention to daffodils that do well in the garden — emphasis on garden and not show bench. If the flower does well at a show, so much the better, but we need to recognize those which can grow and bloom, and grow and bloom, and do it year after year, after year.

The criteria for the Wister Award are:

1. The flower should be a strong grower and floriferous.
2. Blooms should be long lasting with clear color.
3. The cultivar should be disease resistant, generally sturdy, and tolerate frost.
4. The flower should bloom *above* the foliage for better visibility.
5. The cultivar should be readily available.

Don't understand? Need an example? The award has been given to Strato-sphere, Festivity, and Accent. How about a yard full of these for a happy spring!

New! **NARCISSUS** by Michael Jefferson Brown

An excellent manual for the new daffodil grower. British.

\$34⁹⁵ to 48 states

New! **ALAN BLOOM'S HARDY PERENNIALS**

Details on the 170 wonderful new varieties of Alpines and hardy perennials Bloom has introduced. British.

\$29⁹⁵ postpaid to 48 states

THE SMALLER BULBS by Brian Mathew


Excellent encyclopedic coverage of hardy bulbs - descriptions habitat, use etc. British.

Special - \$59⁹⁵ to 48 states Pub @ \$65

WE CATER TO CLUBS & GROUPS

Save on America's largest selection of garden books

- Tell us your needs and interests
- We'll create special programs just for your members

Gardeners  Bookshelf HE3, PO Box 16416, Hooksett, NH 03106-6416

As you wander into your garden to marvel at the spring blooms watch for a good candidate for the Wister Award. In fact, find 10 candidates. Send their names, with your name and address, to: Julius Wadekamper, Rt. 5, 15974 Canby Ave., Faribault, MN 55021, by July 1. He will tabulate your suggestions. Everyone who loves daffodils needs to help with this, especially those who "only love their daffs." That's all of us, isn't it?

HERE AND THERE

Mention of the first meeting of the Montana chapter of ADS in the September *Journal* brought a letter from Lavern Brusven of Bozeman who, with several gift memberships, has increased the size of the Montana chapter by 150%! Wouldn't it be great if every state increased by that amount? Jane Meyer's efforts in Kansas City increased the Kansas membership by 118%.

A recent note from Bill Schrader, along with a check for renewal of dues, remarked that it was "a long time since I sent \$3.00 to Mrs. Grover F. Roennfeldt . . . about 1963 or '64 as a result of an item in Grant Mitsch's catalog. I still have the catalog and most of them since, but most of all I have a lot of wonderful memories and friends." Agreed Bill, and *that's* why membership in ADS is quite a deal.

Sadly, we report the death of several long-time members, Mrs. B.B. Boozman (Catherine), of Fort Smith, Arkansas, died in September. She had been a member of ADS since 1956 and was an accredited judge.

Mr. Wellington Wells, Jr., of Marlborough, New Hampshire, died in October. A member since 1976, Bill was an accredited judge and a genial host to daffodil judges visiting New England shows.

Two life members, Mrs. S.H. Keaton, of Muskogee, Oklahoma, and Mrs. Ellamay Hollis, of Beltsville, Maryland, died recently. Mrs. Keaton had been a member since 1960, while Mrs. Hollis joined the ADS in 1967.

Our sympathy to their families.

THE HISTORY & EVOLUTION OF THE DAFFODIL

HELEN K. LINK, Brooklyn, Indiana

As far back in history as the fifteenth and sixteenth centuries a few works were published about the daffodil, but it was not until the beginning of the seventeenth century that knowledge and ideas coalesced into real interest.

Records began to be published as early as 1548 by Turner and 1570 by Lobel. About this time daffodils were introduced into English gardens. Turner in 1548 published a treatise called *A Few Narcissus of Diverse Sortes* which describes all the known sorts of the period — numbering twenty-four. After about 100 years, 1629, John Parkinson named fewer than 100 species and varieties.

Parkinson wrote two large folios, namely, *Paradisi in sole Paradisus Terestris* (1629), which is a book on gardening and *Theatrum Botanicum* (Theatre of Plants 1640). The former contains 612 pages and 41 of the pages are devoted to the daffodil.

It is interesting to note that John Parkinson (born 1567), an apothecary by profession, served in that capacity to King James the First. Parkinson was a great lover and cultivator of daffodils and is credited as the raiser of the first seedling of which there is any authentic record. He says of his origination, *Pseudo-narcissus aureus hispanicus flore pleno*, or the great double yellow Spanish bastard Daffodil, or Parkinson's Daffodil, "I think none ever had this kind before my selfe, nor did I my selfe ever see it before the year 1618, for it is of my own raising and flowering first in my garden".

In the middle of the eighteenth century Dean Herbert set about classifying the species with the view of crossing them. The first authentic hybrids not of spontaneous origin were:

1. *Narcissus Diomedes* (*N. minimus* x *N. Tazetta* - Polyanthus *Narcissus*), twin flowered form later called *N. Tridymus*.
2. *Narcissus Pallidus*, narcissus minor seedling pollinated by *N. moschatus*. The result was similar to the English *Pseudo-narcissus* but paler.
3. *Narcissus Spofforthiae*, *Narcissus incomparabilis* x *N. poeticus stellaris*. Perianth segments were incurved, overlapping, very pale yellow and cup rimmed with orange red.
4. *Narcissus Spofforthiae*. Var. *Spurious*. Very poor form from the same seed pod as 3.
5. *N. Incomparabilis Aurantius*. Raised from seeds of *Narcissus pseudo-narcissus* crossed with *Narcissus poeticus stellaris*, produced a showy flower with white perianth and an orange rimmed cup.

6. *N. Sub-Concolor*. A seedling from *Narcissus minimus*, crossed with *N. poeticus stellaris*. Similar to 4, but with better perianth.

The above crosses made by Dean Herbert opened up the vast possibilities for the hybridizing work that is being done today. Due to his work in hybridizing, Engleheart, Williams, Wilson, Backhouse, Brodie of Brodie and others carried on work which will be explored later.

References: *The Daffodil Year Book, 1913*, Royal Horticultural Society. *Daffodil Growing for Pleasure and Profit*, Albert F. Calvert, F.C.S., 1920.

WHERE CAN I GET . . ?

Gallipoli, 2 Y-O. The Gallipoli Society of Great Britain (Patron: HRH The Duke of Edinburgh) wishes to obtain bulbs of Gallipoli. The Brodie of Brodie introduced the cultivar at the end of the First World War. The flower is no longer at the Brodie Castle collection, and seems to be unavailable in the British Isles. When a similar request was made in 1966 the cultivar was found in the States. Let's hope that we can be of service again. Please send information on Gallipoli to David Saunders, Editor, Woosung, Pointfields, Hakin, Milford Haven SA73 3 EB, UK

OF DAFFODILS AND . . .

PERSEPHONE

Tracking down genus N. in the bookshelves. Even though some of us can never have the chance to track down daffodils in their natural habitat, I have always found it interesting (and of some comfort) that I can, at least, search them out in books — both fact and fiction. Among other things, it gives me a sense of continuity. So I treasure every reference I can find.

In the writings of Thomas Jefferson we can't find a lot of exact information on the daffodils he grew — but certainly there are enough bits and pieces of information to make us realize how much they meant to him.

In 1796, he wrote Thomas Mann Randolph (a friend and family connection) February 29 — “Spring is now opening upon us, the birds issuing from their state of torpor, narcissus putting up.”

Over the years we find short items related to the various daffodils grown by him at Shadwell, Monticello and Poplar Forest. There is no exact record of the ones he grew, but since he refers to daffodils, jonquils and narcissus, it is probable that he grew at least one type of yellow trumpet daffodil (perhaps the little one we call Early Virginia); since he frequently mentions the jonquils I would guess he meant the little species *N. jonquilla* (which was called simplex) and the narcissus must have been the sweet scented poeticus — single and/or double, or one of the tazetta series. Or it might even have been *N. bifloris*.

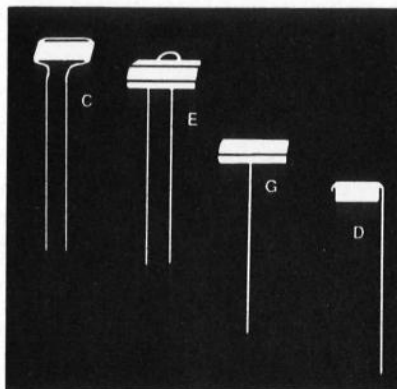
His first reference to daffodils was in 1766, while he was still living at Shadwell. His first note mentioned that on April 6, “the narcissus and Puckoon were open.” (Puckoon or puckoon was the name given to bloodroot by the Indians.) He also noted that by April 30, “narissus gone.”

This spring must have been very poignant for Jefferson, it being the first since the death of his favorite sister, Jane, with whom he had always roamed the fields and hills of Shadwell, observing and gathering spring flowers.

The earliest blooming date he recorded for daffodils was March 23rd, in 1767. Between then and his final reference, blooming dates varied widely.

His final reference was in a letter to his daughter, Martha, November 10, 1816, in which he asked her to send bulbs of daffodils, jonquils and narcissus “wrapped and sowed up tight in two balls, one to come in each end of a wallet, with nothing else in it to bruise them . . . they should then come safe by mule back.” It is not too far fetched to think the bulbs arrived safely and that, in fact, many of the daffodils now growing at Monticello are descendants of these very bulbs.

By contrast to the sparse Jefferson notes, we find many references to daffodils in the books by Gertrude Jekyll and she writes of them in



PERMANENT METAL FLOWER and GARDEN MARKERS

U.S. Made Quality and Satisfaction since 1936

Style C: Rose Marker

100 - 10" \$17.75 • 15" \$19.95 20" \$23.75

Style E: Nursery

100 - 10" \$21.55 • 15" \$24.60 20" \$27.75

Style G: Single Staff - 100 - 20" \$21.40

Style D: Swinger - 100 - 10" \$16.00

Shipping and Handling: Zip codes under 75000 add \$3.55 per 100; over 75000 add \$5.20 per 100. OHIO residents add 6% sales tax. SEND FOR FREE BROCHURE. Satisfaction guaranteed.

EON INDUSTRIES

P.O. Box 11, Dept. D

Liberty Center, Ohio 43532

such an expressive way we can almost feel that we are there, looking over her shoulder.

Along a nut-walk, or a small copse of cob-nuts (hazels) she described the nut catkins "an inch long — leaves just beginning to uncurl . . . and throughout, large spreading patches of the palest yellow Daffodils, the lovely double *N. cernuus*." Then, she continues, "The whole thing remains in my mind, like a picture — the shady grove of old nut trees in tenderest early leaf, the pale, lovely Daffodils."

I can easily imagine how lovely this was, for I had a small sample of the same combination, a few clumps of the double *N. cernuus*, nestled around the base of a small group of hazels. (There is a good group of this charming daffodil in Burbidge.)

Usually these groves of cob-nuts are trained to have three or four trunks that spread outward in graceful ways. This is very effective and I found it also a good idea to train the Chinese chestnuts along our country lane — with clusters of old daffodils planted around them, mostly the white or pale ones, such as White Lady.

And, like Miss Jekyll, I also like to arrange branches of hazel catkins with pale daffodils, and some leaves of the early wild arum, *A. italicum*. (These arrow-shaped leaves, dark green with splotches of white, are very fresh and pretty in the late winter and early spring, and they look well with all white daffodils.)

Most of the time Miss Jekyll reported what was in her own garden, but on one occasion she had the delight of seeing *Iris stylosa* for the first time in its native home," the hilly wastes close by Algiers — a very little paradise of lovely little flowers." Among the latter were the charming Bee-orchis and the "fairy-like *N. serotinus*."

Back in her own garden she describes a copse of silver birch and holly with "the blue spears of foliage and buds of later Daffodils, soon to burst into bloom." But, already out were "the Pyrenean Daffodils (the very early *poeticus praecox*) gleaming through the low-toned copse like lamps of pale yellow."

Where the rough path entered the birch copse there were "twinkling throngs of the Dwarf Daffodil, *N. nanus*, looking quite at its best on a carpet of green moss, fine early grass and tawny leaves." She even described the way "a light wind gives the whole picture a graceful, dancing movement."

A few weeks later she noted "the glory of the copse consists in great stretches of Daffodils — *NN. princeps* and *Horsfieldii* weaving rivers of bloom in many lights and shadows from cloud and sunshine."

Horsfieldii — introduced in 1845 — was raised by John Horsfield, a Scottish shoemaker. Not very tall and by no means excellent form, it has largish flowers, a rich yellow trumpet and broad white perianth. It was valued then because it was very early and free flowering. I grew it for its historical interest and associations. I also grew *N. princeps* (now classified as 1 W-Y) which has a pale sulphur yellow perianth and somewhat deeper yellow trumpet. Not considered good form, even then, but again, valued for earliness and free-flowering, and (very important) low price.

Gertrude Jekyll not only described the daffodils in the garden, but described and photographed many daffodils used in house decoration. She frequently used daffodils with the wild arum leaves and the heavy clusters of blackish-green ivy berries. She liked to arrange stems of Scilly White with branches of some of the smaller leaved hollies. She used *Berberis aquifolium* with the largest daffodils such as Emperor, Empress and Sir Watkins.

Another smallish daffodil she was very partial to was the Tenby Daffodil, *N. obvallaris*. This is a very distinct, dwarf, early daffodil (a perfect Tweeny). The 6-lobed trumpet is rather expanded with very symmetrical segments — set at an almost perfect right angle to the trumpet. This is a deep golden yellow, altogether charming and sturdy little plant, rather stiff and upright and it truly takes the winds of March!

Others she mentioned, which I grew, include the Leedsii, Steela (now 2 Y-Y) a Backhouse hybrid with medium size flower and a narrow lemon yellow crown, and Barrii Conspicuous, small sulphur yellow with rather star-like segments and a small cup of slightly deeper yellow with a thin, red rim. She grew a lot of Emperor and Empress and to my way of thinking these continue to be very striking and worth growing. She also grew *N. odorus* which she called campernelle (a name of lot of people still use). To this I would add a personal note that may be of some interest — as with all old daffodils and species I obtained bulbs from as many different sources as possible and from one source the flowers always had a cup with four lobes and perianth of four segments. The interesting thing is that thirty years later I ordered *N. odorus* from the same source, and bless me if they didn't turn out to be exactly like the original ones — four lobes, four segments!



She was very partial to *N. poeticus*, both single and double, and these she liked to arrange with sprays of the Sweetbrier or Eglantine rose — “at this stage with the sweetest, tenderest leaf — a charming association for scent and sight.” Finally she lists “true jonquil,” the tazettas as a group, and “the latest of the yellows *N. gracilis*. (With me this blooms at the same time as *N. x tenuior*, which is similar but smaller.)

As I said before, all of these notes fascinate me and each time I cut a stem that others must have writing about, sniffing the same fragrance, it gives me the feeling of being a link in a long chain.

I get the same pleasure from reading the books and letters from Elizabeth Lawrence — we shared a love of so many of the same flowers, not just the species and miniatures but many of the heirloom hybrids.

By contrast, when I read some present day descriptions of daffodils it causes a serious case of MEGO (my eyes glaze over!) For starters, when someone goes into a swoon over split coronas my heart simply does not with rapture thrill. To my way of thinking these monstrosities look like some of these wild hair-do's that look as if the wearer had slept in her hair, then got up and combed it with an egg beater.

But then, as I've said before, it's all *de gustibus* as the old lady said when she kissed the cow!



Clive Postles Daffodils

*Send for your
FREE Catalogue*

THE OLD COTTAGE
PURSHULL GREEN,
DROITWICH,
WORCESTERSHIRE WR9 ONL.
ENGLAND
TELEPHONE: 0562 777765

NANCY HORNE HOWARD

The American Daffodil Society and particularly the Mid-Atlantic Region and Maryland Daffodil Society lost a staunch supporter and good friend when Nancy Howard died on September 11, 1991.

Nancy was an ADS Accredited Judge, a former President of the Maryland Daffodil Society and also served as Public Relations Chairman of the ADS. Nancy's greatest pleasure in daffodils was in helping others grow and show. She was always willing to share her expertise with others.

Nancy was a graduate of Smith College; an analyst on the Romanian Desk of the C.I.A. from 1961 to 1964. Since 1975 she had been Assistant Librarian at St. Timothy's School in Maryland. At the time of her death she was the Recording Secretary of the Garden Club of America and had recently received the Creative Leadership Award from the Garden Club of America.

Nancy was knowledgeable and never too busy to share with others her knowledge and enthusiasm, enriched with a sense of humor. We are all finding a great gap in our lives without her. She was a friend who will be very difficult to replace.

Our sincere sympathy to her family.

Memorial Contributions

W. Gordon Carpenter	Mr. & Mrs. Merton Yerger
Jan deGraaff	Mr. & Mrs. Merton Yerger
Jack Gerritsen	Mr. & Mrs. John Capen
Katherine Heath	Mr. & Mrs. P.R. Moore, Jr.
Nancy Howard	Mr. & Mrs. Thomas Smith
Charles Mueller	Mr. & Mrs. Merton Yerger
Alice Wray Taylor	Mrs. Elisha Hanson
	Mr. & Mrs. Merton Yerger
Wellington Wells, Jr.	Mrs. & Mrs. William Taylor
	Mrs. & Mrs. Merton Yerger
Dorothy F. Wiley	Mr. & Mrs. Thomas Smith
	Mr. & Mrs. Merton Yerger

Grant E. Mitsch Novelty Daffodils

DAFFODILS of DISTINCTION for EXHIBITION and GARDEN

GRANT E. MITSCH DAFFODILS

Richard and Elise Havens

Hybridizer and Grower



PHALAROPE



WARBLER



SUNGEM

1992 Color Catalogue free to ADS members—available early April. Members not on our mailing list, please send request to address below.

If your catalogue does not arrive by mid-April, your advisement would be much appreciated.

Thank you very much.

P.O. BOX 218 • HUBBARD OREGON 97032

WHAT'S BEHIND A NAME

W.A. BENDER, M.D., *Chambersburg, Pennsylvania*

How do you pick a name for that new cultivar to be registered? When I was about to register Orion x Anacapri, 67/1, I thought "Mag Wheels" was appropriate because all the high school kids were putting Mag Wheels on their cars. Richard Ezell said "Naaah, that's no good." Also, at that time I was reading about Conrad Weiser and his dealing with the Pennsylvania Indians. Conestoga was a name known across America for the broad-tired wagons that moved the settlers west, but actually the wagon was named for that peaceful tribe of the Susquehannoc Indians.

Pops Legacy is the best surviving selection from Phillips Open Polinated Seed. Actually I think it came from hand-crossed seed which Phil Phillips sent me for which he had made no record of the cross; so I still labeled the seeds Pops. I lost the best one of the 1975 seed after I had three flowers of the best 2 Y-P I have ever seen — it was lost to basal rot (fusarium).

Coldbrook was named for the farm across the Lincoln Highway from General Robert E. Lee's encampment where he made the decision to go to Gettysburg. It is Binkie x Aircastle, a 2 Y-W, which just misses 3 Y-W and would always lose to Daydream, but when Jack Goldsmith visited in 1976 he admired it and said, "I'd save that one to use in collections."

Absegami, 2 Y-YYR, is Sunapee x Zanzibar. Sunapee is one of Evans' cultivars which was named for an Oregon Indian tribe. I crossed it with Zanzibar to intensify the yellow. The flower opens clean and clear with a tailored 2 mm. rim on the cup that does not burn. Absegami is the name of a New Jersey tribe of Indians, the name borrowed by the high school which my grandchildren attend. The football team won one game this year, but their marching band came in second in their division at the Scranton, Pennsylvania, competition against bands from 13 states.

Parnell's Knob, 1 Y-Y, is the southernmost peak on Kittocthinny Mountain which had guided Tuscarora Indians on the Tuscarora Trail and runaway slaves during the Civil War.

Shikellamy, 2 Y-R, is an improved Hiromi (Phillips). It stands 10 cm. taller than its parent and is named for the Mohawk sachem whose friendship with Conrad Weiser influenced early Pennsylvania history.

When our local daffodil group formally organized to furnish moral support for the Chambersburg Show they looked at me and asked for a good daffodil name. I suggested Tuscarora. Tuscarora is a 1 Y-Y [Slieveboy x (Kingscourt x Shah (?))] x Gold Convention. The daffodil is named for the Tuscarora Trail which extends from the Carolinas to north central Pennsylvania where it joins other trails to the Iroquois in New York. Our membership in the TDS covers five or six states like the sixth tribe of the Iroquois. The second pollen parent, Shah is questionable. Shah is a tetraploid jonquil with a jjNN chromosome pattern which became potent once in a lifetime otherwise the seedling wa Kingscourt O.P. It was a 'dog' which I kept and labeled 'Snouter' because it had a trumpet 1.2 cm. longer than the perianth segments. The original 'Snouter' was discarded when I hauled a pick-up load of bulbs to the landfill during my nematode clean-up, but the 'Snouter II' [Slieveboy x (Kingcourt x Shah(?))] had an even longer trumpet that was just the ticket to persuade Gold Convention to come back to Division 1.

There is an abundance of small Indian Tribes in different regions of the USA. Often a school district will use the name of the most popular tribe in their area or a great Indian chief or squaw who made an historic contribution. Many such names are just waiting to be used.



Exceptional
Daffodils
for
Show & Garden

Your Source for **Murray Evans**
and **Bill Pannill** Hybrids

Oregon Trail Daffodils

3207 SE Mannthey Corbett, Oregon 97019

Write for Free Catalog

SERVICES AND SUPPLIES

Slide Sets

- | | |
|--|--|
| <ol style="list-style-type: none"> 1. Show Winners 2. Symposium Favorites 3. Novelties and Newer Varieties 4. Daffodil Primer (Garden Club Special) 5. Miniatures 6. A Survey of Pink Daffodils 7. Species and Wild Forms | <ol style="list-style-type: none"> 8. Classification and Color Coding 9. Poeticus Daffodils in Present Day Gardens 10. Landscaping with Daffodils 11. Artistic Daffodil Designs 12. Breeding Double Daffodils 13. Mitsch-Havens Double Daffodils 14. Today's Seedlings — Tomorrow's Daffodils (Mitsch-Havens) |
|--|--|

Slide rental \$15.00 per set to ADS members, \$20.00, non-members. Confirm dates well in advance. Address all correspondence concerning slides to:
 Mrs. Hubert Bourne, 1052 Shadyhill Drive, Columbus, OH 43221 (Tel. 614-457-4526)

Membership application forms. No charge.

ITEMS FOR SALE

Daffodil Pin (tie back, pin back, or ring top).....	\$10.00
Daffodil Cuff Links, Clip-on Earrings.....	35.00
<i>Daffodils to Show and Grow, 1989</i>	6.00
<i>Handbook for Growing, Exhibiting and Judging Daffodils, 1990</i>	7.00
<i>The Daffodil Handbook, 1966</i> Paper Cover	4.50
<i>Modern Miniature Daffodils, J. Wells</i>	38.00
<i>Daffodils for Home, Garden and Show, D. Barnes</i>	27.00
<i>Narcissus, 1991, M. Jefferson-Brown</i>	38.00
<i>Narcissus, 1990, J. Blanchard</i>	48.00
<i>Daffodil Diseases and Pests, T. Snazelle</i>	5.00
Print-out of Daffodil Data Bank..... \$18.00 with binder.....	\$22.00
Printout by Parentage (two volumes).....	60.00
Dr. Throckmorton's Stud Book.....	75.00
<i>RHS Daffodil Checklist, 1989</i>	24.00
Ten back issues of <i>The Daffodil Journal</i> (no choice).....	12.00
Single copies of the <i>Daffodil Journal</i>	3.00
Journal Binders (holds 12 copies).....	12.00
ADS Approved List of Miniatures, 1992.....two first class stamps each	
Show Entry Cards - Standard or Miniature (please specify).....	500 for \$22.00; 1,000 for \$38.00
RHS Yearbook, Daffodils 1982-83.....	5.00
RHS Yearbook, Daffodils 1986-87.....	6.00
RHS Yearbook, Daffodils 1988-89.....	8.00
RHS Yearbook, Daffodils 1991-2.....	12.50
Older RHS Yearbooks on Daffodils, 1958-1971, a few earlier ones...write for prices	

Prices subject to change without notice.

Prices include postage in U.S.A. Make checks payable to American Daffodil Society, Inc. Correspondence is invited concerning out-of-print publications on daffodils. Copies of these are sometimes available or names will be placed on want list.

AMERICAN DAFFODIL SOCIETY