



Seed Potato Catalog

2023



Over 30 Varieties
Certified Organic



Double-Certified Conventional & Organic Seed Potatoes

Based in Idaho, Grand Teton Organics officially came into being when owner John Hoggan purchased his organic certified land from Parkinson Seed Farm. John has over 50 years of potato growing experience ranging from production, seed selection, plant breeding, seed stock certification and research & development of new varieties. In his career, he has worked with over 300 different potato varieties. For 2023, Country Farm & Home Supply will offer over 30 of Grand Teton Organic's Certified Organic varieties.

When your state's motto is 'The Potato State', you can rest assured that Idaho's Department of Agriculture takes growing potatoes for seed or to eat very seriously. Stringent protocols ensure seed stock is as free of disease as possible and are of the utmost importance in Idaho and to Grand Teton Organics. Field inspections throughout the growing season, lab testing of seed stock and a winter crop of seed potatoes grown in Hawaii all ensure that *your* seed potatoes are the healthiest, most productive seed potatoes available. If any of the seed potato lots begin to show signs of disease, they are culled and not made available for sale to ensure that overall disease presence in potato production areas (yours or theirs!) stays minimal and manageable.

Grand Teton Organics is committed to providing the highest quality organic certified seed potatoes available on the market. Potatoes for seed start as tissue cultures from one of many Potato Germplasm Banks where parent stock is housed. Those tissues are then sent Idaho State University where they are grown out in labs to produce clean plants. These plants are grown in greenhouses to generate mini-tubers that then are sent to farms, like Grand Teton Organics, to be grown out in the field. It is from these mini-tubers that full-sized seed potatoes are produced. Seed potatoes from Grand Teton Organics are no more than two field generations old. Clean seed potatoes ensure a bountiful harvest; seed potatoes accumulate disease from year to year which can negatively impact yield. After two years of production, John rotates old stock out and replenishes it with new mini-tubers to ensure that viruses, bacterial and fungal pests are not accumulating in his soils or seed stock.

After the seasonal harvest, John's seed potatoes are sorted, graded and stored at an optimum 36 degrees. They are shipped to us in mid-February in a climate-controlled truck that keeps the tubers cool to maintain seed dormancy. This commitment to excellence in seed production from Idaho is what we here at Country Farm & Home Supply want to offer to you, our valued family and friends.

Growing Great Potatoes:

Soil Preparation, the season before planting: Potatoes prefer soil that has been amended in the Fall with your amendment(s) of choice and/or well-aged compost. Potatoes will remove the following soil nutrients per 1,000 sq. ft. or per acre: (Nitrogen: 2# per 1,000 sq. ft. _ 90-100# per acre) : (Phosphorus: 1# per 1,000 sq. ft. _ 40-50# per acre) : (Potassium: 3.5# per 1,000 sq. ft. _ 150-170# per acre). **Fall additions of Phosphorus and Potassium are recommended; add Nitrogen in the spring.** You may cover crop your beds or leave them fallow. Potatoes DO NOT like to be next to actively decomposing green matter or to be sitting in a puddle of water. Leave time between tillage and planting to allow green matter to break down. Build beds high enough to provide adequate drainage. This can be done the previous fall or allow 2-6 weeks to prepare your soil before you plant.

***GROWER FEEDBACK:** Trace amounts of BORON can improve yields, but use caution! Boron can be toxic if over-applied. ONE POUND PER ACRE is all that's recommended for crops that need Boron.

Green Sprouting: In the southeast, we plant our potatoes in March. Wake up your potatoes in mid-February by green-sprouting them for several weeks. Place whole seed potatoes one or two layers deep in a box; then leave them in a warm_60-85 degrees_ dark place to encourage their eyes to pop. Be careful when handling to avoid breaking off sprouted eyes.

Seed Preparation: Seed potatoes that are 1 ½ - 2 oz. do not need to be cut. Seed over 4 oz. can be cut into smaller pieces; think the size &/or weight of an egg as your goal. Try to have at least 2 eyes per seed piece; one will do if that's all you can find. Avoid cutting eyes if you can. Some folks like to let seed pieces dry for several hours up to a couple days before planting; some folks will cut their seed in the field and plant immediately. It's your call. Once your seed pieces are cut &/or cured after cutting, you're ready to plant.


Bed Preparation, pre-planting: Dig a trench in your bed about 4"-6" deep. Lay seed pieces eyes-up in the trench at 8"-12" for standard potato varieties and 12"-18" for fingerling varieties. You may wish to lay drip tape into the trench next to your seed potatoes to conserve water and to ensure that any water you put out gets to your crop and not your weeds. Cover seed (and drip tape, if used) with several inches of soil and tamp lightly.


Potato Crop Water Needs: Potatoes need different amounts of water at different times in order to produce to the best of their ability. Generally, potatoes need between 1-2 inches of water per week; this could be provided by rain events or you to make up the difference. Water needs for your crop throughout its life goes a little something like this, keeping in mind that this schedule shifts for early, mid and late-producing varieties...


- **Planting to 30 days:** Water needs not high or critical
- **30-60 days:** Water critical for vegetative growth and early tuber formation
- **60-90 days:** Water critical for tuber bulking
- **90-120 days:** Tops begin to yellow and die back. Some water needed but not excessively before harvest

Weeding & Hilling: If you see any potatoes at the soil line, be sure to cover them promptly. Potatoes that are exposed to sunlight will start to photosynthesize and produce a green pigment under the skin that IS TOXIC!! Hilling potatoes ensures that tubers are fully covered and protected from the sun's rays. Some varieties set their tubers high on the hill, so if a variety is noted as such, be sure to make early hilling a priority. Hilling also improves soil drainage around your crop; taters need water but **do not want to sit in a puddle**. Lastly, potatoes form two types of stems; one for above-ground growth, on which we see leaves; one for below-ground growth, on which we find tubers. By covering growing leaf shoots with soil, we are creating more below-ground stem. Once a portion of the stem is buried with soil, it will produce the tuber-forming stems that will then form potatoes. You can hill your potatoes 1-3 times per season/crop. Loosen surrounding soil in the bed and pull up around the leaves and stems. Try to hill before the stems grow too long and start to flop over. You should pull between 2"-6" new soil up around the plants each time you hill. At a certain point, your hills can't get any taller; stop hilling & let the plants do their thing until harvest.


Early Season Potatoes _ 55-80 days


Dark Red Norland		Organic	EARLY
	Days To Maturity:	55-75 Days	<p>Dark Red Norland is one of the earliest reds you'll find. Expect small-large tubers on medium-sized plants. Good disease resistance to Scab, Hollow Heart, Early Blight, Black Scurf and crack-resistant. Eat within 2-3 months of harvest.</p> <p>Grower Feedback: Mark your calendar and DIG ON TIME. If left in the ground longer than 80 days, expect tubers to become over-sized & decline in quality.</p>
	Skin Color:	Red	
	Flesh Color:	White	
	Flesh Texture:	Moist, Firm	

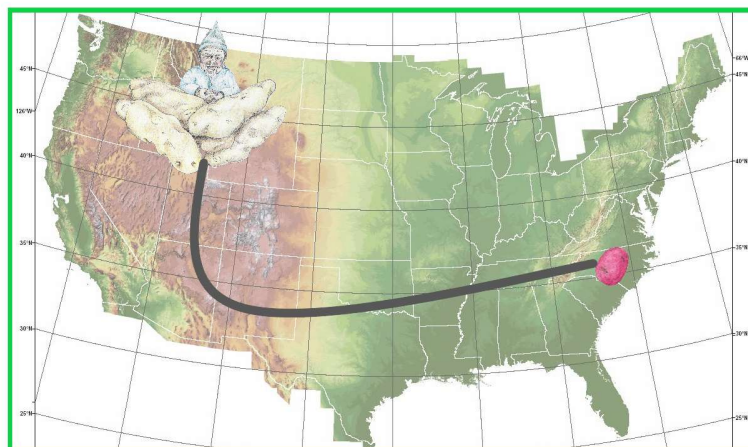
Early Valley		Organic	EARLY
	Days To Maturity:	65 Days	<p>NEW TO THE MARKET IN 2023!</p> <p>This is the earliest potato you'll find that will give you baseball sized tubers in just over 2 months! You could be eating freshly dug baby taters in April with this variety. Fit Early Valley into tight rotations and still get bumper crops without compromising on your field schedule. Bake, boil, mash or fry this all-purpose variety & enjoy!</p>
	Skin Color:	White	
	Flesh Color:	White	
	Flesh Texture:	Moist, Firm	

Purple Viking		Organic	EARLY
	Days To Maturity:	65-80 Days	<p>These new potatoes are a show-stopper on the market table when washed. Purple Viking's flavor sweetens in storage.</p> <p>Grower Feedback: Dig early for best quality tubers. Skins are fragile and easily slip off if you're not careful. Early harvesting yields smaller tubers; if left in longer, Purple Vikings can grow up to a pound per tater!</p>
	Skin Color:	Purple with Pink Streaks	
	Flesh Color:	White	
	Flesh Texture:	Waxy, Moist	


Early Season Potatoes _ 55-80 days


Purple Beauty		Organic	EARLY
	Days To Maturity:	75-80 Days	<p>NEW TO THE MARKET IN 2023! This is the first time we've been able to offer this early purple variety. Plant compactly if you want lots of new, baby potatoes. Plant at normal spacing for larger tubers but don't leave in the ground too long; mark your calendar and harvest on time. Purple Beauty is best roasted or mashed.</p>
	Skin Color:	Deep Purple	
	Flesh Color:	White	
	Flesh Texture:	Moist, Creamy	


Agata		Organic	EARLY
	Days To Maturity:	80 Days	<p>Agata is a popular European table variety prized for great performance in the field, versatility in the kitchen and excellent flavor. Expect up to 8 tubers per hill in just 80 days. Plan on eating this crop within 2-3 months or so because tubers have short dormancy and will start to sprout. Use Agata in recipes calling for firm, waxy potatoes like chips, fries, au gratins, casseroles and hashes.</p>
	Skin Color:	Yellow	
	Flesh Color:	Yellow	
	Flesh Texture:	Firm, Waxy	




Mid Season Potatoes _ 70-90 days


Desiree		Organic	MID
	Days To Maturity:	70-90 Days	<p>Developed in the 1960's, this European variety is prized for earliness, high yield, versatility in the kitchen and exceptional flavor. In the southeast, Desiree's tolerance of heat and earliness makes it an asset to any grower. Appearance and flavor is similar to French Fingerlings but these will be out of the ground about a month or two sooner. Desiree stores well.</p>
	Skin Color:	Red	
	Flesh Color:	Gold	
	Flesh Texture:	Waxy, Moist, Firm	


Huckleberry Gold		Organic	MID
	Days To Maturity:	70-90 Days	<p>This one has won a seat at the tater council of unbeatable varieties. Harvest early for baby potatoes or later for larger spuds. Large, sturdy plants can tolerate some stress and produce 5-7 uniform tubers per hill. Tubers have a naturally low glycemic index & are high in antioxidants.</p> <p>Grower Feedback: Huckleberry Gold's buttery flavor is outstanding! Harvest early for best tuber quality. Yields are not as high as some varieties but is well worth the space once you have a taste!</p>
	Skin Color:	Purple	
	Flesh Color:	Gold	
	Flesh Texture:	Buttery, Creamy, Firm	

Red Pontiac		Organic	MID
	Days To Maturity:	80-85 Days	<p>Red Pontiac is a tried and true producer in a wide variety of growing conditions. Plants are sturdy, tall and up-right, making hilling a bit easier.</p> <p>Grower Feedback: Great yields! Tubers come off large and uniform. Many growers put Red Pontiac on their list of favored, reliable 'go-to' varieties.</p>
	Skin Color:	Red	
	Flesh Color:	White	
	Flesh Texture:	Waxy, Moist	


Mid Season Potatoes _ 70-90 days

Chieftain		Organic	MID
	Days To Maturity:	85-90 Days	<p>LIMITED SUPPLY; ORDER EARLY! The eye-catching magenta skin will be the first thing you notice about this variety. Chieftain delivers a hearty set of uniform, round tubers on large plants. Chieftain is resistant to Scab, Tuber Net Necrosis and Late Blight. Once tubers are out of the ground, eating quality is versatile and tasty with good storage properties.</p> <p>Grower Feedback: Chieftain does NOT like excessively wet, cold soils. Good bed prep with attention to drainage is very important with this variety.</p>
	Skin Color:	Pinkish Red	
	Flesh Color:	White	
	Flesh Texture:	Moist, Firm	


Red Johnny		Organic	MID
	Days To Maturity:	85-90 Days	<p>LIMITED SUPPLY; ORDER EARLY! Red Johnny is the first red skin/white flesh variety on the market with significant Potato Virus Y resistance (PVY). PVY is a sneaky little devil that causes plant stunting, leaf mottling, leaf yellowing & curling, necrosis and tuber ringspot. All of these things reduce yield and marketability. Red Johnny can produce a good yield in spite of this pressure. Great dug early as new baby potatoes and stores well.</p>
	Skin Color:	Dark Red	
	Flesh Color:	Cream White	
	Flesh Texture:	Moist, Firm	

Russet Norkotah 278		Organic	MID
	Days To Maturity:	85-90 Days	<p>278 is one of Grand Teton Organic's selections out of Russet Norkotah stock. This variety will produce heavy yields of large tubers in a short amount of time. Large plants are more heat tolerant than other russets on the market. 278 stores moderately well; plan to use within 3 months of harvest.</p> <p>Grower Feedback: Local growers appreciate how fast this russet matures so they can be out of the ground before they start cooking where they grow!</p>
	Skin Color:	Tan, Netted	
	Flesh Color:	White	
	Flesh Texture:	Dry, Floury	


Mid Season Potatoes _ 70-90 days


Russet Norkotah PHP		Organic	MID
	Days To Maturity:	85-90 Days	<p>A Grand Teton Organics' selection out of Russet Norkotah stock, this selection is the heaviest yielder of large tubers in a short amount of time. Good resistance to Scab. The PHP is part of the variety name to distinguish it from other Russet Norkotah selections; it does not indicate specific disease resistance.</p> <p>Grower Feedback: Overall, a good performer with uniform, large tubers upon harvest. Delicious!</p>
	Skin Color:	Tan, Netted	
	Flesh Color:	White	
	Flesh Texture:	Dry, Floury	


Yukon Gold		Organic	MID
	Days To Maturity:	85-90 Days	<p>This tried and true variety consistently performs well in the southeast. Yukon Gold will set approximately 5-7 tubers on medium-sized tall plants.</p> <p>Grower Feedback: This really is a 'go-to' variety for its dependability. It is important to get them out on time. Tubers will begin to deteriorate and rot if left too long. Mark your calendar at planting and start checking your crop at 80 days so you can get them out of the ground before it gets too hot!</p>
	Skin Color:	Gold	
	Flesh Color:	Gold	
	Flesh Texture:	Waxy, Firm	

Baby Red		Organic	MID
	Days To Maturity:	80-90 Days	<p>NEW TO THE MARKET IN 2023! Baby Red has some notable and exceptional varietal characteristics that make it a must-try. Compact plants tolerate heat and drought stress and still produce up to 20 little tubers per plant. The color and eye appeal of this variety are top notch and would be a great addition to a multi-colored mix of baby potatoes. Try them roasted!</p>
	Skin Color:	Cranberry Red	
	Flesh Color:	Red	
	Flesh Texture:	Firm, Moist	

Mid Season Potatoes _ 70-90 days

Cal White		Organic	MID
	Days To Maturity:	85-90 Days	<p>Cal White is our organic substitute for Kennebec. It will set an excellent yield of medium sized tubers faster than Kennebec. It's versatile in the kitchen for baking, boiling, dehydrating, mashing, salads, soups, etc.</p> <p>NOTE: <i>Conventional Kennebec available from another seed source.</i></p> <p>Grower Feedback: John didn't grow Kennebec this year in favor of Cal White which is faster to mature & just as prolific Kennebec while sharing the same culinary niche.</p>
	Skin Color:	Buff	
	Flesh Color:	White	
	Flesh Texture:	Dry, Floury	

Sangre		Organic	MID
	Days To Maturity:	80-90 Days	<p>Freshly dug, Sangre's color is stunning. Take early for baby/new, roasting potatoes. Leave in the ground longer for larger storage potatoes. Tubers are reliably concentrated under the main vine and are set shallowly. Hill on time to keep tubers covered as they form and bulk up. Ensure good bed drainage and do not over-water. Sangre keeps well in storage; skin color fades a bit but retains excellent flavor. Roast, boil, mash or bake and bon appetite!</p>
	Skin Color:	Vibrant Red	
	Flesh Color:	White	
	Flesh Texture:	Firm, Moist	

White Giant		Organic	MID
	Days To Maturity:	80-90 Days	<p>White Giant can set 7-9 large tubers per plant. Tubers can reach up to 20 ounces each if all cultural conditions are met. Great White excels as an all-purpose potato for frying and mashing and is best used right out of the field. Great White keeps well but the flavor will change in cold storage as starch converts to sugars. Shoot to use these up in 2-3 months and store a slightly warmer temperatures i.e. in a cool dark room, not the refrigerator.</p>
	Skin Color:	Buff Beige	
	Flesh Color:	White	
	Flesh Texture:	Firm, Moist	


Mid Season Potatoes 70-90 days


Blackberry		Organic	MID
	Days To Maturity:	90 Days	<p>LIMITED SUPPLY; ORDER EARLY! Light up your market table with this eye-catcher. Smooth skin with shallow eyes cover outstandingly colored flesh. With proper fertility and water, Blackberry can yield up to 10 tubers per hill. Yield potential is slightly higher than Purple Majesty and is earlier to harvest than All Blue. Skins are thin upon harvest; use care while harvesting and do not wash until you're ready to use them.</p>
	Skin Color:	Deep Blue Purple	
	Flesh Color:	Violet	
	Flesh Texture:	Firm, Moist	

Grand Duke		Organic	MID
	Days To Maturity:	90 Days	<p>Grand Duke is back for 2023 for year two on the market. It is an attractive and versatile all purpose potato. The Duke will yield a bounty of attractive, smooth skinned tubers that can get quite large if left in the field. For harvest, mark your calendar to see how they're bulking up so you can control the tuber size.</p>
	Skin Color:	Gold	
	Flesh Color:	Gold	
	Flesh Texture:	Firm, Moist	

Purple Majesty		Organic	MID
	Days To Maturity:	90 Days	<p>Purple Majesty can set 8 tubers per plant and are great for early new potatoes or full-sized tubers later in the season. Additionally, purple potatoes contain Anthocyanidins which help to reduce cholesterol, improve immune function and reduce the risk of cancer and heart disease. Grower Feedback: Use care when harvesting; skins are tender and will easily slip off if handled roughly. Kid gloves and egg hands, please.</p>
	Skin Color:	Purple/Blue	
	Flesh Color:	Purple	
	Flesh Texture:	Firm, Mid-Dry	


Late Season Potatoes _ 90-110 days


Baby Lou		Organic	LATE
	Days To Maturity:	90-100 Days	<p><i>NEW TO THE MARKET IN 2023!</i> <i>LIMITED SUPPLY; ORDER EARLY!</i> Up to 40 per hill!? We can't wait to see how Baby Lou performs with its potential for production. This is another variety bred to produce uniform baby tubers from 1"-2" diameter and lots of them. This variety plus Baby Red, Huckleberry Gold or Purple Beauty would make a stunning visual rainbow of new potatoes. Baby Lou excels in the kitchen as small roasting potatoes.</p>
	Skin Color:	Golden	
	Flesh Color:	Yellow	
	Flesh Texture:	Moist, Waxy	


Gold Nugget		Organic	LATE
	Days To Maturity:	90-100 Days	<p>Gold nugget is versatile, prolific and a good keeper. It produces up to 12 uniform tubers per plant. Harvest early for baby potatoes or leave in longer for a crop of medium sized storage tubers. Gold Nugget cooks evenly and its flavor is buttery. On the market table, the skin is very smooth and eyes are shallow making for a lovely display.</p>
	Skin Color:	Deep Gold	
	Flesh Color:	Bright Yellow	
	Flesh Texture:	Waxy, Moist	

Raspberry			LATE
	Days To Maturity:	90-100 Days	<p><i>LIMITED SUPPLY; ORDER EARLY!</i> Raspberry is still relatively new to the market. Expect this variety to yield 6-8 tubers on small-medium sized plants. Its color is vibrant and eye-catching for market displays. Smooth skin, shallow eyes and vivid flesh color make it stand out roasted or in potato salad. Raspberry keeps well in storage.</p>
	Skin Color:	Burgundy	
	Flesh Color:	Raspberry	
	Flesh Texture:	Waxy, Moist	


Late Season Potatoes_ 90-110 days

Sinatra		Organic	LATE
	Days To Maturity:	90-100 Days	<p><i>NEW TO THE MARKET IN 2023!</i> <i>LIMITED SUPPLY; ORDER EARLY!</i></p> <p>Sinatra is an all-purpose chipping variety noted for staying white when fried and not browning excessively. Medium to large vines are productive and set a good yield of slightly flattened round tubers. Expect good storage from this variety.</p>
	Skin Color:	Buff White	
	Flesh Color:	White	
	Flesh Texture:	Firm, Dry	

Terra Rosa		Organic	LATE
	Days To Maturity:	90-100 Days	<p>Terra Rosa will produce a hearty yield of appealing oblong tubers that can reach up to 10 oz. Smooth skin, shallow eyes and exceptional eye-catching color make this variety an asset on the market table. Terra Rosa's rich color reflects its high levels of immune system-boosting antioxidants and carotenoids.</p> <p>Grower Feedback: Terra Rosa performed well for growers in NC with several accounts of 1:16 yields.</p>
	Skin Color:	Magenta	
	Flesh Color:	Dark Pink	
	Flesh Texture:	Mid-Dry, Firm	

Wild Purple		Organic	LATE
	Days To Maturity:	90-100 Days	<p>Aptly named, wild purple resembles some of the wild varieties found in the South American Andes. The vines can get up to 30", are semi-upright and narrower than other cultivated varieties. Plants produce 2 different kinds of tubers on the same plant; purple skin with purple flesh and mottled purple & gold skin with streaked gold and purple flesh. So, are you feeling wild?...</p>
	Skin Color:	Purple OR Purple & Gold	
	Flesh Color:	Purple OR Purple & Gold	
	Flesh Texture:	Firm, Moist	


Late Season Potatoes_ 90-110 days


Yellow Finn		Organic	LATE
	Days To Maturity:	90-100 Days	Yellow Finn produces a good yield of slightly flattened to round potatoes. Its flavor is buttery and sweet and is favored for mashed, creamed, fried and baked potatoes. These taters tend to set far from the seed piece, so use a light hand in harvesting until you know where to look to avoid skewering these lovelies. Yellow Finn holds well in storage.
	Skin Color:	Gold	
	Flesh Color:	Yellow	
	Flesh Texture:	Moist, Mealy	


All Blue		Organic	LATE
	Days To Maturity:	100-110 Days	All Blue has delighted eaters everywhere for over 100 years. This variety takes the full season to make large tubers; you can take them earlier as new potatoes if you just can't wait. Grower Feedback: Due to All Blue being a late-maturing variety, performance will be highly season & site-specific with some locations/years being either terrible or fantastic for this variety. Ensure adequate watering if summer heats us and dries out.
	Skin Color:	Blue/Purple	
	Flesh Color:	Blue	
	Flesh Texture:	Soft, Moist	

German Butterball		Organic	LATE
	Days To Maturity:	100-110 Days	Tater enthusiasts everywhere agree that you can't find a better all-around potato than German Butterball. German Butterball requires a long season produce a good set of up to 12 tubers per plant on large, upright plants. A good keeper, Butterball will last for months in storage. Grower Feedback: Overwhelmingly, growers LOVE this variety. Many reported yields of over 1:10, some reached 1:14! Quote: "German Butterball is the BEST TASTING fried tater EVER!"
	Skin Color:	Gold, Netted	
	Flesh Color:	Yellow	
	Flesh Texture:	Medium-Dry	


Late Season Potatoes & Fingerlings

Russet Burbank		Organic	LATE
	Days To Maturity:	100-110 Days	America's favorite potato pound for pound is the Russet Burbank. Grown since the late 1800's, this variety will produce a hearty set of large tubers on large, upright plants. Give them at least 16" between seed pieces for best performance. Grower Feedback: Burbanks take a long season, so ensure adequate fertility and water to allow plants to yield their best.
	Skin Color:	Russet	
	Flesh Color:	White	
	Flesh Texture:	Dry, Floury	

Austrian Crescent		Organic	LATE
	Days To Maturity:	110+ Days	Austrian Crescent tends to set a prolific number of crescent shaped 3-7 oz tubers that can reach up to 10" long. Plants will get large and tend to sprawl, so hill early several times then let the vines go where they may. Tubers are great for roasting, salads or steaming; they'll keep well in storage for cool-season cooking after the heat of summer.
	Skin Color:	Gold-Tan	
	Flesh Color:	Yellow	
	Flesh Texture:	Waxy, Smooth	

Banana		Organic	LATE
	Days To Maturity:	110+ Days	Banana fingerlings are another stellar producer of up to 40 tubers per hill if given proper space, fertility, water and time. Space fingerlings at a minimum of 12"-16" apart. Banana fingerlings will be 2"-3" in length on medium-large sized plants. Start checking early because some may be ready to harvest at 80-90 days.
	Skin Color:	Gold	
	Flesh Color:	Yellow	
	Flesh Texture:	Waxy, Mid-Dry	

Fingerlings

French		Organic	LATE
	Days To Maturity:	110+ Days	French Fingerling is outstanding in just about every way. With the potential to set up to 40 tubers per hill and tuber size more in line with standard potato varieties, French Fingerling will meet and exceed your expectations if you can provide them with adequate fertility, water and enough time in the ground to work their magic. Set seed pieces at least 16" apart, hill several times early and then let the vines go wild.
	Skin Color:	Dark Rose Red	
	Flesh Color:	Yellow with Pink Streaks	
	Flesh Texture:	Waxy, Firm	

Rose Finn Apple			LATE
	Days To Maturity:	110+ Days	Rose Finn Apple has been on the table since the 1840's and for good reason. These tasty gems can be cooked any which-way and double as a soup and stew thickener if riced or pureed. The secrets to a good crop with this variety to provide steady, consistent water (irregular water will result in knobby and irregular tubers) and regular, timely hilling as these tubers sit very close to the surface of the soil.
	Skin Color:	Pinkish Beige	
	Flesh Color:	Yellow	
	Flesh Texture:	Waxy, Firm	



The man behind the tater... Thanks to John Hoggan!
 Owner & Grower of Grand Teton Organics, Idaho

Ordering Seed Potatoes from



ORDERING:

We will accept orders from **Friday, November 4th 2022** to **Saturday, January 7, 2023**.

We require a \$25.00 deposit per 50 pounds of potatoes ordered.

No deposit is required for orders of less than 50 pounds total.

The ORDER FORM is in a separate PDF file, located on the Seed Potato Page of our website; please use the Order Form for pricing and additional details.

You can place your order in any of these ways:

- Call us! **(919) 542-3353**
- Fax us! **(919) 542-6717**
- E-mail us! info@chathamfarmsupply.com
- Mail it to...

Country Farm & Home Supply
203 S. Small Street
Pittsboro NC 27312

Arrival of Seed Potatoes:

We will schedule the delivery of all seed potatoes around Valentine's Day of February 2023. We will communicate the exact delivery date via our NEWSLETTER and E-MAIL. We will let everyone know when they are here, sorted and ready for pick-up via E-MAIL. Stay tuned for up to the minute details as weather can be inclement in February.

Pick-Up & Delivery Options:

Once we announce that everything is here, come on down!! **Our store hours are: Monday-Friday, 8 – 5:30 pm and Saturdays 8 – 3 pm.** We will be running a delivery route for Northern Orange County and Southbound to Concord with potato arrival. We may possibly be expanding our delivery service to other areas as well. Check out our website for more details about our farm delivery service or to complete our survey about adding delivery services to your area.



Seasonal Planting Stock Available from...



Strawberry Plugs


Order: June

Arrival: Mid September

Seed Garlic

Order: August

Arrival: September/October



Seed Potatoes

Order: November & December

Arrival: Mid February

Sweet Potato Slips

Order: April

Arrival: June

To keep up with our latest offerings, order dates & deadlines...

Sign up for our email newsletter!

Sign up Here: www.chathamfarmsupply.com