



# Bromelcairns



**Bimonthly Newsletter of Cairns Bromeliad Society Inc. 2013 # 4**  
P.O. Box 28 Cairns Queensland 4870 Australia

<b>President</b>	<b>Bob Hudson</b>	<b>0740533913</b>
<b>V-President</b>	<b>Karen Stevens</b>	<b>0740361086</b>
<b>Secretary</b>	<b>Lynn Hudson</b>	<b>0740533913</b>
<b>Treasurer</b>	<b>Dave Weston</b>	<b>0740578604</b>
<b>Librarian</b>	<b>Sharron Miller</b>	<b>0740322283</b>
<b>Editor</b>	<b>Lynn Hudson</b>	<b>0740533913</b>
<b>Editor Assist.</b>	<b>Gail Taifalos</b>	<b>0740392787</b>
<b>Member Concierge</b>	<b>Nalda Wilson</b>	<b>0740544825</b>
<b>Popular Vote Steward</b>	<b>Karen Cross</b>	<b>0740545497</b>
<b>OIC Raffles</b>	<b>Lesley Hepburn</b>	<b>0488788892</b>



**Honorary Life Member - Grace Goode O.A.M.**  
**Honorary Life Member - Kay Edington**  
**Life Member - Lynn Hudson**  
**Life Member - Robert (Bob) Hudson**

\*\*\*\*\*

**Aims of the Society**  
**Promote and Develop Interest in Bromeliads through Friendship**  
**To Co-operate with similar Clubs throughout the World**

\*\*\*\*\*

**Membership Fee:** \$15 Single, \$25 Family, Country Member \$25.  
\$7.50 junior (if not in family membership)

**Meetings start at 1.pm sharp first Saturday of the month.**  
Please bring a cup and a chair.

**Library:** All books & magazines borrowed are to be returned in good order to the following meeting. If not on wait list, they may be rebooked.

**Plant Display/Sales:** To participate, a member must be financial and circumstances permitting, have attended at least three meetings in the past six months. Where the society is charged a stall fee - 20% of sales are deducted for club funds. No charge venue & meetings - 10% of sales is deducted. All plants to be clean, free of disease, named and price tagged.

**Show Plants:** Must be the property of and in the custody of the entrant for the past three months. For Society Shows the entrant must be financial and have attended at least three meetings during the past six months.


**Pens, Plant Tags & Pots:** available at each meeting.

**If reprinting article, wholly or in part, please acknowledge Author & Newsletter.**  
Any article &/or Bromelcairns will be Emailed on request to

[lynnie@ledanet.com.au](mailto:lynnie@ledanet.com.au) or [lynnhudson@bromeliadsdownunder.com](mailto:lynnhudson@bromeliadsdownunder.com)

Previous issues are on my website [www.bromeliadsdownunder.com.au](http://www.bromeliadsdownunder.com.au)

## 2 Club Activities & Around the Members



**July:** by Gail - we gathered at Bob and Lynn's where German Shepherd Treasure, was only too happy to be "the greeter at the gate" - I suspect the ball in her mouth had a bit to do with that, ever hopeful that someone would throw it for her to fetch.

\* How would I describe Bob & Lynn's garden? At the risk of you all thinking that I've completely lost the plot, this analogy springs to mind. It is like that time when you just want to wear those really tight jeans, so you lay on the bed, suck in your tummy and attempt to do up the zip. Once successful you don't dare bend over when you stand up or the zip will burst and it won't be a pleasant sight. I wonder if Lynn & Bob sometimes have trouble doing up that zip around their yard, when they are trying to fit in just a few more precious bromeliads?

\* As it was a cool overcast day a hot cuppa and piping hot sausage rolls, we proceeded to draw the raffles. We were extremely lucky to have one table with a selection of very showy well grown plants, being a collection of guzmanias, billbergias, neoregelias and a *XNeophytum* 'Galactic Warrior', kindly donated by Nigel Thomson and Brian Surman after the June "Bloomin Broms". I am so happy that I scored two glorious "guzzies".

\* There are far too many beautiful plants in this garden to talk on each but a few did catch my eyes. *Cryptanthus* 'Pink Frost' with nice wide leaves, a green centre strip and red margins. A *Guzmania* 'Optima' in full flower was absolutely stunning as was *Guzmania* 'Soledo' with a red inflorescence and bright yellow centre.

### MINI SHOW – Aechmea

1<sup>st</sup> *Aechmea* 'Samurai' - Dave Weston >>

2<sup>nd</sup> *Aechmea orlandiana* Gail Taifalos

3<sup>rd</sup>. *Aechmea longifolia* - Brendan Leishman

### POPULAR VOTE:

NOVICE Nil entries

### OPEN - Bromeliad

1<sup>st</sup> *xNeophytum* 'Galactic Warrior' – Gail Taifalos >>

2<sup>nd</sup> *Aechmea* 'Samurai' - Dave Weston

3<sup>rd</sup>. *Pitcairnia inermis* v. *flava* – Stuart Howe

### Cryptanthus

1<sup>st</sup> *Cryptanthus* 'Anne Collings' – Lynn Hudson

1<sup>st</sup>. *Cryptanthus* 'Arctic Storm' – Dave Weston

3<sup>rd</sup>. *Cryptanthus* 'Tartan' – Gail Taifalos

3<sup>rd</sup>. *Cryptanthus* 'Tartan' – Kath Radlof

### Tillandsia

1<sup>st</sup> *Tillandsia ionantha* Ball - Lynn Hudson >>

2<sup>nd</sup>. *Tillandsia duratii* var *saxicola* – Bob Hudson


3<sup>rd</sup>. *Tillandsia recurvifolia* x *ixioides* – Stuart Howe







More from Gail, our diligent Assistant Editor:



Our attendance of members at the meeting, although not large, was a comfortable size. We all had input with either questions, suggestions or bringing in our problem or unusual plants for group discussion. This is always a good idea to bring along these plants, as we are a mixed and varied group with countless years of experience between us, each person can have a differing opinion. The plant that has you puzzled or inquisitive as to how to best grow it or solve an ongoing issue, may be in someone else's collection. They may have encountered these same issues and can give you good practical advice. Also the rest of us at the meeting learn from these group discussions.

When the meeting resumed after the break, Lynn gave an interesting comparison on two different *Guzmania sanguinea*. The first was a huge 80cm across and 26cm high, the top leaves were orange, then yellow at the centre, the flowers were vivid yellow. The second was from Costa Rica, just 25 cm across and 17cm high, the leaves a dusty purple colour. Lynn said they were both easy to grow but quickly lost colour once the flowers had opened. She said the small one usually gave just one offset and as it grew, the flowering section of the parent plant matured to become a bunch of seed pods at its' base.

Beryl had bought in a beautiful *Guzmania* 'Tutti Frutti' seeking it's name. Lynn said the large *Guzmanias* 'Optima', 'Soledo' and 'Tutti Frutti' she found easy to grow and the bright inflorescence was always a lovely surprise.



*Guzmanias*  
<'Soledo'  
'Optima'>



Bob gave a very informative talk on the wide range of *Tillandsia tricolor* and then *bulbosas* with their many variations and different shades of reds and oranges. [See page 4]

He also showed us the tillandsias just out of quarantine from New Zealand - bring on the Christmas Party Raffle! We were all in awe of his beautiful dark purple flowering 'Bob's Pick' (*capitata x scaposa*) we read about last newsletter.

As Mother sunbird swung gently in the breeze in her nest of *Tillandsia usneoides*, suspended in the garage door way our meeting came to a close.


(Father Sunbird, then Mother & the unique Nest)>



v>

Some of us stayed back to wander through the garden. As I walked down a path past the hanging *usneoides* (old man's beard) the vivid red inflorescence of *Pitcairnia* 'Rhubarb' caught my eye. A beautiful plant.

Two very showy *Tillandsia dyeriana* with two big flower spikes, and new pups with lovely purplish spots, was receiving a lot of attention from other members. Lynn said that Bob was "baby sitting" (maybe that should be "tilly sitting") it for Jo & Mark. [Ed. Bob wasn't "tilly sitting" it - he was having sex with it!! Mark wanted seed set and decided The Old Pro should do it. T.O.P. was surprised that the pollen was not ready until 9:00 -10:00am, as most tillandsias are ready from 6:00am.



*Tillandsia bulbosa* by Bob Hudson

During the week prior to our July meeting I was amazed to see all the mature *Tillandsia bulbosa* in spike and in flower. The range of colors were great from rich red to yellow orange and a mix of all three with their bright purple flowers. The size of plants were very different from bulb sizes 25mm thru to 50mm.

These plants are a must to have in any collection.



### Aechmeas - Sun & Shade

Many aechmeas can be successfully grown in our 'all day' summer sun. If you have had them in the shade, do not put them straight into 30\* heat, introduce them slowly. It is best to start them in late Autumn, through Winter and by Summer they should be tough enough to cope. The other advantage is that you will have leaf colour you may not have expected. The leaves are usually thick like these species plants and their hybrids -

*blanchetiana, bracteata, brevicollis, caudata, castlenavii, comata, distichantha, flavorosea, gurkeniana, hoppii, leptantha, lueddemanniana, maculata, mariea-reginae, melononii, nudicaulis, orlandiana, phanerophlebia, pineliana, purpureo-rosea, ramosa, recurvata, tocantina, triticina.*

The soft leafed ones will not acclimatize to our summer sun -

*capixabae, carvalhoi, correia-araujoii, filicaulis, gamosepala, racinae, tessmannii, victoriana, warasii, weilbachii, zebrina.*

Once a plant is burned it cannot repair, the burned part usually turns to a paper texture and falls from the leaf.





## Club Activities & Around the Members

**JULY:** We met at Helga's home set in a nice quiet close, a delight to visit. The garden has grown and evolved into a constant work in progress. The large bed of dyckia that greeted us last year has been removed (resulting in quite a few scratches to the 'remover' I should imagine) and they have been replaced with plants, mainly in pots of many varieties. Beside the carport five pots of *XNeophytum* 'Firecracker' and a mature *Ananus* 'Matilde' are placed strategically amongst volcanic rocks and river pebbles providing a dramatic effect.

Entering the back garden, a with bright red framework pergola makes a bold statement, a new edition since our last visit. Red features predominately - seats, benches, childrens plastic seats, all used to hold potted plants. Housed under the pergola, around it and hanging from it is an eclectic collection of everything botanical and a multitude of ornate garden features. Holding court under the pergola are a pair of majestic copper cranes (birds) with their green patina, adding to the total charm of the vista. (cont. page 6)

\* Brendan spent the afternoon flashing and smiling - Lynn had 'crowned' him with a flashing headband for his *Vriesea* 'Galaxy' - Champion Bromeliad of Cairns Show.

### MINI SHOW – Neoregelia

- 1<sup>st</sup>. *Neoregelia* 'Picasso' – Dave Weston
- 2<sup>nd</sup> *Neoregelia* 'Brittany' – Steven French >
- 3<sup>rd</sup>. *Neoregelia* 'Mauve Star' NOVAR– Darryl Lister

### Mini Neoregelia

- 1<sup>st</sup>. *Neoregelia* 'Palmares' – Dave Weston
- 2<sup>nd</sup> *Neoregelia lilliputiana* – June McGlew
- 3<sup>rd</sup>. *Neoregelia* 'Tunisia' – Brendan Leishman



*Tillandsia leiboldiana* >

### POPULAR VOTE:

#### NOVICE Bromeliad

- 1<sup>st</sup>. *Neoregelia* 'Brittany' – Steven French

#### OPEN - Bromeliad

- 1<sup>st</sup> *Deuterocohnia brevifolia* – Bernice Mark >
- 2<sup>nd</sup> *Neoregelia* 'Can Can' – Lesley Hepburn
- 3<sup>rd</sup> *Neoregelia* 'Red Macaw' – Lesley Hepburn



#### Cryptanthus

- 1<sup>st</sup> *Cryptanthus* 'Elaine' – Dave Weston
- 2<sup>nd</sup>. *Cryptanthus* 'Pink Frost' – Lynn Hudson
- 3<sup>rd</sup>. *Cryptanthus* 'Marian Oppenheimer' – Gail Taifalos

#### Tillandsia

- 1<sup>st</sup> *Tillandsia leiboldiana* - Lynn Hudson
- 2<sup>nd</sup>. *Tillandsia fasciculata* Hybrid – Bob Hudson
- 3<sup>rd</sup>. *Tillandsia* 'Hydes Silver' – Gail Taifalos

*Neoregelia* 'Can Can' >





## Helga's Garden cont.



Throughout Helga's peaceful tranquil garden are arches with vines trailed over them various vines with leaves of different, sizes and colours are trained along wires from the walls of the house to the granny flat. Mirrors mounted on almost every wall reflect the light and capture highlights of the garden.

Down the back a path of river stones leads around and under a giant Lychee tree to the green house. Helga said the lychees are too high up to pick but is only too happy to share them with the birds that come to feast on them. Epiphytes of all kinds including bromeliads, ferns, hoyas, orchids and cacti are mounted along the huge, gnarled horizontal branches. Magnificent huge King Ferns, caladiums, calatheas, dieffenbachia's and birds nest ferns are planted underneath all adding to the tropical ambience of this beautiful, cool relaxing spot in the garden.

It is an absolute credit to Helga that she is able to maintain such a beautiful garden, given the long hours she works. I strongly agreed with the comment Karen Stevens made to me - Helgas is such a delight to visit that she just wants to go home and set fire to her garden. I feel the same about mine, but then again it does inspire us to go home and cut back, clear out and make changes to our own garden. //





## Aechmeas by Lynn

Aechmea is derived from the Greek word *aichme* which means 'spear point', this refers to the primary bracts ending in a long, sharp and often spiny tip. The range of sizes, colours, shapes, leaf textures and inflorescences is amazing. The smallest I grow are the soft leafed *racinae* and the hard spiny leafed *recurvatas*. The largest I grow are *mariae-reginae* and *blanchetiana*.

They are my favourite genus as most are easy to grow in our climate and I really enjoy the strong bandings and striking inflorescences whose colours last for months - and our Sunbirds love the nectar. Sunbirds have no fear of us, I usually have flowering plants on the verandah and they come each day to feed, getting quite close to us. They build their nests near us to protect their babies from Butcherbirds and Kookaburras.

The inflorescence shapes are varied - tall, short, fat, round, some nestle in the plant centre some hang down on slender scapes, while others stand tall - all have 3 petalled flowers! In habitat most grow on trees, the offset stolen moves away from the mother plant seeking a location where they will get the best light, food and moisture. This is why they push the mother over to climb out of our pots! Most offsets are easily removed when they are a minimum half the mother's size, cut with secateurs close to the mother.

*Aechmea brevicollis* is bulb shaped and about 10cm tall where the 5-6 leaves bend and lay at 45\* angle from the inflorescence - a small cluster of lemon flowers with orange bracts. The offsets grow the opposite direction to the mother, so three would form as 1-1 and so on.

*Aechmea contracta* has 7-8 leaves, thin and spotted at the base, then they flare and narrow to a point. The delicate spike is tri-stichous - it has flowers in three separate rows like a twisted triangle. An attractive plant that likes our warm weather.



Aechmeas are worth a place in every garden adding varied structures and colours, homes for frogs, food for birds and an never ending interest and curiosity to visitors.



*Aechmea brevicollis*



*Aechmea contracta*



*Aechmea chantinii* 'Black'



*A. recurvata*



*A. fasciata*



*A. nudicaulis*



*A. racinae, flavorosea, chantinii, orlandiana* 'Ensign'



*A. capixabae*



*A. purpureo-rosea*



## Cairns Show 2013

A total of 112 plants were entered, poor total but good quality entries, there were a few that were excellent quality but not mature enough to gain a placing - next year.. Thank You to Wendy O'Bryan and Leslie Hepburn for giving so much time in the entry process. Each did an excellent job, especially as it was all new to them. Congratulations to all who entered and congratulations to the winners.

**Congratulations to Brendan Leishman - Champion Bromeliad**

**Vriesea 'Galaxy'**



A really beautiful plant with excellent colour - the red was more obvious than the picture shows. Well done Brendan, certainly a champion plant.

**Runner Up Champion was Lesley Hepburn with Neoregelia 'Red Macaw'** another well grown beauty, glowing with health and good colour. Lesley also gained second place in the Neoregelia Section over 400 mil with Neoregelia 'Can Can' and first in over 200mil with Neoregelia 'Manoa Beauty'.







*Neoregelia* 'Manoa Beauty'

*Neoregelia* 'Palmares'



*Quesnelia* 'Tim Plowman'

v

*Tillandsia duratii*



## Bits & Pieces

*Deuterocohnia brevifolia* - Bernice showed this interesting, but not often seen, species at our July meeting. There is also a miniature - I imported one several years ago, Dennis nursed it through quarantine time, but I managed to send it to heaven! Each plant looks like a miniature dyckia - and is just as prickly!

Deuterocohnia are drought resistant and grow in arid areas of the Andes. From a stiff heavily spined rosette, *brevifolia* flowers laterally (from the side, not the centre) so the rosette continues growing after flowering. They form a circular mound and the old leaves become food for the growing tip. Many years ago I read that a grower accidentally spilled fertilizer on his plant and the plant loved it! Interesting, I wondered how much food would they get in habitat? Thank you Bernice for sharing.

\*\*\*\*\*



**Variegated** plants that revert to plain.

A variegation is a mutation, and as such it can be variable and can be very disappointing to the purchaser. Sometimes they revert back but not often. When a plant loses variegation it should have NOVAR (no variegation) after the name. Darryl showed *Neoregelia* 'Purple Star' at August meeting. It was a beautiful plant, obviously with *concentrica* parentage, perfect conformation, stacked leaves but with no variegations!

Darryl may have purchased the parent plant as 'Purple Star' but 'Purple Star' is a variegated Skotak plant. Many of these plants are unstable. When I joined the bromeliad family Derek Butcher (as Cultivar Registrar) told me a plant should be stable into the third generation before it is registered. That makes sense but I doubt it happens.

\*\*\*\*\*

**Confidor versus Scale** - Confidor wins!!

What a difference 'Confidor' makes. Even the plants that seem to attract scale are now clean. It will be interesting to check after Spring.

\*\*\*\*\*

Note from Moyneen:




I have tried to embrace colder climate plants the camellias, magnolias and spring bulbs are really lovely, but it gives me great pleasure to admire my small collection of about 11 tillandsias. They are doing quite nicely out in the garden growing suspended under my lemon tree. For reasons not known to any one I felt the need to grow them in half coconut shells with holes drilled in the bottom, mixed with mostly moss and pine needles with just a tiny amount of soil, they seem very happy. My 'Houston' was in flower just before we came away - yes it was that freaked out from the move to Tasmania. It seems to have a knack of flowering whenever I'm away. The last time it flowered was May last year, when we were in Townsville.

We are currently travelling in South Australia and Victoria. The warm weather at Coober Pedy reminded me of Cairns, it was lovely I just loved all the wild flowers everywhere out there and great sunsets. I am a wee bit jealous of you all up there at this time of year.

All the best to everyone, Moyneen



\* Two Reasons Why It's So Hard To Solve A Redneck Murder:  
1. The DNA all matches.                    2. There are no dental records.



\* A blonde calls Delta Airlines and asks,  
'Can you tell me how long it'll take to fly from San Francisco to New York City ?'  
The agent replies, 'Just a minute.' 'Thank you,' the blonde says, and hangs up.

\* Two Mexican detectives were investigating the murder of Juan Gonzalez.  
'How was he killed?' asked one detective. 'With a golf gun,' the other detective  
replied.  
'A golf gun! What is a golf gun?' 'I don't know. But it sure made a hole in Juan.'

\* A man is recovering from surgery when the Surgical Nurse appears and asks him  
how he is feeling. 'I'm O. K. But I didn't like the four letter-words the doctor used  
in surgery,' he answered. 'What did he say,' asked the nurse. He replied 'Oops!'

\* While shopping for vacation clothes, my husband and I passed a display of  
bathing suits. It had been at least ten years and twenty pounds since I had even  
considered buying a bathing suit, so I sought my husband's advice.

'What do you think?' I asked. 'Should I get a bikini or an all-in-one?'  
'Better get a bikini,' he replied. 'You'd never get it all in one.'  
He's still in intensive care.



\* The graveside service just barely finished, when there was massive clap of  
thunder, followed by a tremendous bolt of lightning, accompanied by even more  
thunder rumbling in the distance...

The little old man looked at the pastor and calmly said, 'Well, she's there.'

\* I was visiting my niece last night when I asked if I could borrow a newspaper.  
"This is the 21st century," she said. 'I don't waste money on newspapers! ...Here, use my iPad.'

Ha Ha Ha!

I can tell you this... That fly never knew what hit him!!!



\* 'OLD' IS WHEN...

You are cautioned to slow down by the doctor instead of by the police .

\* 'OLD' IS WHEN...

Your friends compliment you on your new alligator shoes and you're barefoot.

\*\*\*\*\*

Nothing just happens or just gets done,

Someone has to make it happen or do it.





**Megan & John Welch**

\* FERTILIZERS \* FUNGICIDES \* WATERING SYSTEMS \* POLYPIPES \* POLY FILMS \*  
\* SPRAYING EQUIPMENT \* SHADECLOTH \* PLANTER BAGS \* PLASTIC POTS \*

**Cnr. Brown & Little Spence Sts. Cairns**

**Phone: 07 4035 2670**

*Hudson's Bromeliads Down Under*

*Bromeliads & Tillandsias* **Bob & Lynn Hudson** ABN 66 951 932 976

**47 Boden St. Edge Hill Cairns**

**Phone: (07) 40533 913**

email: [lynnie@ledanet.com.au](mailto:lynnie@ledanet.com.au)

*"Bromeliads in Paradise" Honolulu 8-14 September 2014*

Information & Registration Form -

[http://www.bsi.org/events/2014/2014\\_Registration\\_Form.pdf](http://www.bsi.org/events/2014/2014_Registration_Form.pdf)

Learn from the Best \* Enjoy Time with Old Friends \* Make New Friends \* Buy Amazing Plants



*Cairns Lovebirds - bred by Karen Stevens*

6 Alabama Street, Whiterock, Qld 4868

Phone 0419021302 [bpklstevens@bigpond.com](mailto:bpklstevens@bigpond.com)



**Collins Ave Flowers** offer unique, individual and beautifully crafted flower arrangements; Italian soaps. A fantastic range of pots, plants, baskets & hampers.

Fully stocked at **Shop 2, 138 Collins Ave, Edge Hill Qld. 4870.** Drop in, say Gooday.

**Christopher Thompson & Joe Palcak Ph (07) 4032 0697** [info@collinsaveflowers.com.au](mailto:info@collinsaveflowers.com.au)

*"Bromeliad Cultivation Notes" by Lynn Hudson*

A little 'how to' book. Cultivation made easy. Basics in language anyone can follow.

*"Bromeliads Under the Mango Tree" by John Catlan*

A 'must have' book to help you think and grow your bromeliads better.

Both available in bulk at reduced price.

Contact Lynn on 07 40533913 or [lynnie@ledanet.com.au](mailto:lynnie@ledanet.com.au) or

[LynnHudson@BromeliadsDownUnder.com](mailto:LynnHudson@BromeliadsDownUnder.com)

