

# Seed Guide

Edition 6

Grow with  
Confidence



 **BARENBRUG**



## Plants Breeders Rights (PBR)

The products denoted by this symbol are registered under Plant Breeders Rights (PBR) in Australia. Unauthorised commercial propagation or any sale, conditioning, export, import or stocking of propagating material is an infringement under the Plant Breeders Rights Act (1994). Any breach of this legislation will have the grower/seller liable for prosecution.



## Inoculant

Inoculant (rhizobia) group recommended to inoculate the cultivar in order to achieve successful nodulation and nitrogen fixation.



## Minimum annual average rainfall (mm)



## pH range

pH range that can be used as an indicator for the suitability of a cultivar. The pH referred to is for a suspension of 1:5 soil: 0.01mol calcium chloride (CaCl<sub>2</sub>).



## Preferred soil type



Pasture grasses



Pasture legumes



Pasture blends and mixes



Lucerne



Forage brassicas and herbs



Vetch



Forage cereals



Tropical



Traded varieties



Turf and lawns



Seed technology



Summer crop



Field crops

<b>About Barenbrug</b>	<b>2</b>
<b>Pasture selection</b>	<b>3</b>
<b>Pasture grasses</b>	<b>15</b>
Ryegrasses	17
Phalaris	37
Cocksfoot	42
Tall fescue	45
Brome grasses	47
Other temperate grasses	49
<b>Pasture legumes</b>	<b>51</b>
White clover	53
Red clover	55
Other perennial clovers	56
Sub-clovers	58
Annual clovers	62
Medics	68
Other pasture legumes	71
<b>Pasture blends and mixes</b>	<b>73</b>
Temperate Renovator® blends	75
Temperate Meatmaster® blends	83
<b>Lucerne</b>	<b>87</b>
<b>Forage brassicas and herbs</b>	<b>97</b>
<b>Vetch</b>	<b>109</b>
<b>Forage cereals</b>	<b>115</b>
<b>Tropical pasture</b>	<b>131</b>
Tropical grasses	132
Tropical legumes	140
Tropical Meatmaster® blends	150
<b>Traded varieties (commons)</b>	<b>159</b>
<b>Turf and lawns</b>	<b>171</b>
<b>Seed technology &amp; general information</b>	<b>187</b>
<b>Summer crop</b>	<b>209</b>
<b>Field crops</b>	<b>213</b>
BA grain varieties	217
<b>Index</b>	<b>i</b>



# Barenbrug, leader in research and development

**Barenbrug is a leading Australian seed company, and part of the worldwide Royal Barenbrug Group, specialising in research and development, marketing, extension and distribution of proprietary pasture and forage seeds, cropping, turf and seed enhancement technology.**

Our extensive range of products contains more than 100 seed varieties to meet the needs of our customers within Australia and internationally.

Significant investment is made each year, both internally and with our research and development partners in order to develop and commercialise new varieties. To ensure our products are fit for purpose, they are rigorously tested at our research sites at Howlong, New South Wales and Gatton, Queensland and across many satellite locations throughout the country.

High quality seed is critical to Barenbrug in providing farmers with reliable, high performance products to improve productivity and maximise profitability.

## Pasture selection

**Grow with  
Confidence**





## Pasture renovation and forage production

No matter what type of stock you are running, you need pastures that will deliver. With the right pasture for your situation, you can achieve quality feed with rapid establishment. This will enable you to keep your options open and concentrate on making every stock unit count and maximise your profits. Whether you are growing lambs, dairy cows, prime beef or perhaps all three, you will get more out of every stock unit and grow profits with new pastures.

The simplest way to identify paddocks for renovation is to compare the production of all paddocks on your farm using your grazing records. If all the paddocks are the same size, simply add up the number of grazings per year for each paddock. If the paddocks are different sizes, you need to calculate grazings per hectare. Don't forget to include hay or silage crops. By recording the stock type, number and duration of the grazing, you will be able to gauge the effectiveness of various paddocks in general or for specific times or purposes.

In many rotational systems pastures are grazed 10–12 times a year. Poor paddocks might give two less grazings than average, and four less than top performing new grass paddocks. A gain of two grazings from pasture renovation equates to 3–4t DM/ha and is highly economical. If the difference is larger, even bigger returns can be made.

In other systems there may be a requirement for set-stocking at certain times. The correct selection of pasture species to persist under high grazing pressure at key times and under seasonal stresses may be more critical than outright yield potential.



There is also scope to reflect on the age of pastures, even if they appear to be going fairly well. Plant breeders have been developing varieties with increasing yield potential as well as improved features including insect tolerance, growth at key times, tolerance of hostile soil conditions as well as increased overall annual pasture quality. Estimates have the rate of genetic gain by plant breeders in some species at around 1.0–1.2% per year. This could mean that your 20-year-old pasture is performing at only 20–24% of its potential and may be under-delivering to the farm's income potential.



The success of a pasture or forage will depend on a number of factors including:

- Soil type
- Soil fertility/nutrient levels including pH
- Aspect and slope
- Moisture – rainfall, timing, irrigation, dry periods
- Heat and cold
- Latitude/photoperiod
- Insect and other invertebrate pests
- Vertebrate pests
- Weed control strategies
- Stock type
- Paddock size, orientation, shape
- Water points, stock movements and similar
- Budget
- Species selection
- Cultivar selection
- Approach to pasture establishment
- Grazing management
- Fertility maintenance
- Maintaining weeds and pests below problematic thresholds
- The outcome being sought by the farming operation
- How the pasture fits in with other farming operations such as annual cropping or seasonality of animal enterprises
- Extreme environmental events.

Many of these factors can be addressed through appreciating the environmental potential and constraints, adopting good farming practices, understanding the levels of risk for reward, and by properly considering the need for inputs to enable a good pasture or forage to work properly and be maintained.

It is useful to categorise various pastures and forage types into annual, short-term and perennial. In some cases a series of annual forages may be the best option for the long-term, or to play a role in a cropping or renovation program. Similarly there are excellent annual and short term options for specialty forages and fodder as well as providing good stepping-stones towards a longer-term goal.

Pasture type	Typical features	Purposes e.g.
<b>Annual / seasonal 6–12 mths</b>	Feed at key times	Cover a feed gap
	Rapid growth	Pasture renovation
	High yield	Silage/hay crops
	Good quality	Cropping break
	Single variety or simple mixes	Weed/pest control
<b>Short term 2–5 years</b>	High performance	Cropping break
	Responsive to inputs	Mixed farming
	Yield at key times	High intensity operations/finishing
	Rapid paddock turn-over anticipated	Specialised seasonal production
<b>Perennial 5 years +</b>	Perennial grasses	Backbone of grazing operations
	Perennial or self-regenerating legumes	Long pasture phase / cropping break
	Resilient and reliable	Fodder production
	Often multiple varieties/species	Best use for the site

This booklet will give you a guide as to particular species, possibly sub-types within species and appropriate cultivars that will meet those requirements in most circumstances.



# Long-term pastures for temperate areas

Typical annual rainfall range (mm) - Winter dominant									Irrigation	Hot, dry summers, days often >32°C	Suitable varieties	Page
350	400	450	500	550	600	650	700	750+				
Sheep, beef, wool Dry extensive			Mixed grazing Good extensive			Finishing / dairy Intensive						

## Perennial and hybrid ryegrasses

Very late						Bealey, Shogun	25, 30
Late						Impact 2, Viscount	27, 25
Mid-late						Maxsyn, Rohan	27
Mid						Governor	28
Early						Kidman, Barberia	28, 29

## Phalaris

Winter active						Holdfast GT, Horizon, Advanced AT	38, 39
Summer active						Australian	162

## Cocksfoot

Winter active						Summadorm	43
Intermediate						Howlong	43
Summer active						Safin	43

## Tall fescue

Winter active						Prosper	46
Summer active						Fortune	46

## Brome

						Bareno	47
--	--	--	--	--	--	--------	----

## Perennial clovers

White						Storm, Weka, Apex	54
Red						Morrow	55
Strawberry						Palestine	163

## Sub-clovers

Sub.						Campeda + others	59
Yann.						Monti + others	60
Brachy.						Antas + others	61

## Lucerne

						SARDI varieties	95, 96
--	--	--	--	--	--	-----------------	--------

## Medics

						Scimitar, Sultan-SU	68
--	--	--	--	--	--	---------------------	----

## Chicory

						Commander	105
--	--	--	--	--	--	-----------	-----

## Plantain

						Captain	106
--	--	--	--	--	--	---------	-----

Key:

- Usually suitable
- Suitable under some circumstances
- Generally not suitable



# Annuals/short-term autumn planting

	Desired use					Cold winters, Soil temp <8° C for winter	Varieties	Page
	Autumn feed gap	Winter feed gap	Silage	Hay	Summer feed gap			
<b>Ryegrass</b>								
Annual - Early	Green	Green	Green	Green	Red	Green	Grassmax™	35
Annual - Mid-late	Green	Green	Green	Green	Red	Green	Vortex	35
Annual - Late	Green	Green	Green	Green	Orange	Green	Fuze	35
Annual - Very late	Green	Green	Green	Green	Red	Green	Hogan	34
Italian - Diploid	Green	Green	Green	Green	Orange	Green	Tempo, Hulk	33
Italian - Tetraploid	Green	Green	Green	Green	Orange	Green	Arise	32
<b>Annual clovers</b>								
Arrowleaf	Red	Orange	Green	Green	Orange	Orange	Zulu II, Cefalu	66
Balansa	Red	Orange	Green	Green	Orange	Green	Vista	63
Persian	Red	Orange	Green	Green	Orange	Green	Laser + others	65
<b>Forage cereals</b>								
Oats	Green	Green	Green	Green	Orange	Green	Express + others	119
Barley	Green	Green	Green	Green	Orange	Green	Dictator 2	122
Triticale	Green	Green	Green	Red	Red	Green	Crackerjack 2	121
Ryecorn	Green	Green	Orange	Red	Red	Green		123
<b>Vetch</b>								
Common	Red	Orange	Green	Green	Orange	Orange	Morava, Volga	113
Woolly pod	Red	Orange	Green	Green	Orange	Green	RM4 + others	112
<b>Brassicac</b>								
Forage rape	Green	Green	Orange	Orange	Orange	Green	Interval, Leafmore	100
Leafy turnip	Green	Green	Red	Red	Orange	Orange	Falcon	102
Key:	Green	Orange	Red					



# Annuals/short-term for spring/summer planting

	Desired use					Hot, dry summers, Days often >32° C	Suitable varieties	Page
	Summer feed gap	Autumn feed gap	Winter feed gap	Silage	Hay			
<b>Grasses</b>								
Italian - Diploid	Orange	Green	Green	Green	Green	Orange	Tempo, Hulk	33
Italian - Tetraploid	Orange	Green	Green	Green	Green	Red	Arise	32
Pennisetum/millet	Green	Orange	Red	Green	Green	Green	Hybrid Pennisetum	126
Forage sorghum	Green	Green	Orange	Green	Green	Green	Nudan + others	124
<b>Chicory</b>								
	Green	Green	Orange	Green	Red	Orange	Commander	105
<b>Plantain</b>								
	Green	Green	Orange	Orange	Red	Orange	Captain	106
<b>Brassicas</b>								
Forage rape	Green	Green	Green	Orange	Orange	Orange	Interval, Leafmore	100
Hybrid/leafy turnip	Green	Green	Orange	Red	Red	Orange	Falcon	102
Turnip	Green	Green	Green	Red	Red	Red	Dynamo	101
Kale	Red	Green	Green	Orange	Red	Red	Caledonian	104
<b>Fodder Beet</b>								
	Red	Orange	Green	Storage	Red	Red	Robbos, Blizzard	108
Key:	Green	Usually suitable						
	Orange	Suitable under some circumstances						
	Red	Generally not suitable						

## Advice and guidance

Managing a pasture is just as important as choosing the right seed. Our highly experienced team of Territory Managers can offer valuable and timely advice to guide farmers, agronomists and retailers in making the right decisions.

Barenbrug's Territory Managers have an intimate knowledge of the eco-agricultural aspects of their area plus the resources and back-up from regional agronomists and technical support from research, seed production and plant breeding nationally and internationally.

Your Territory Manager can offer guidance on such things as:

- Pasture and crop economics
- Crop sequencing
- Paddock selection and preparation
- Fertiliser
- Weed and pest control
- Grazing management
- Animal production and health issues
- Fodder conservation
- Lawns and turf
- Winter grain and summer grain crops
- Temperate and tropical species
- Seed treatments.

Contact details for your Barenbrug Territory Manager are located on the back cover.



# Pasture grasses

**Grow with  
Confidence**



# Temperate pasture grasses

By far the most dominant sub-group in terms of land area are the pasture grasses which provide food for animals, resulting in outputs such as meat, milk, cheese, wool, hides, other animal products as well as leisure and amenity.

The main pasture grass species for temperate regions are described in this chapter: ryegrasses which are versatile and productive over a range of climates and production systems, particularly in areas with cooler/milder summers; and hardy perennial species such as phalaris, cocksfoot and tall fescue which will often be better or complementary choices in areas with tougher climates or other challenges.

In the main, grasses provide the bulk of animal feed in pasture systems, offering energy, protein, fibre and other vital nutrients. Usually some sort of pasture legume base is included with grass species in order to provide nitrogen for the pasture system as well as a feed source and diversity.



# Ryegrasses

There are four main groups of ryegrass:

## Perennials

For typically 5 – 8 years plus, but may only last a few years under some conditions. These work best in areas with a more distributed rainfall pattern or irrigation and milder summers where they form the basis of a long-term pasture feed-base.

## Hybrids

Life-span 2 – 5 years depending on the variety and the circumstances. Work well where multiple years are required with very good autumn and winter growth, and the persistence of true perennial ryegrass may be unreliable. Also excellent for oversowing.

## Italians

Life-span 18 months – 2 years under favourable conditions although typically one year under most systems. A popular option in areas where late spring growth is reliable, or where summers are mild and a second year may be required. Very useful for oversowing into existing pastures as a boost for a year or two.

## Annuals

Life-span 8 – 11 months when autumn sown. Annuals are popular in areas with winter dominant rainfall and dry, hot summers, or for a quick winter feed prior to spring cropping.

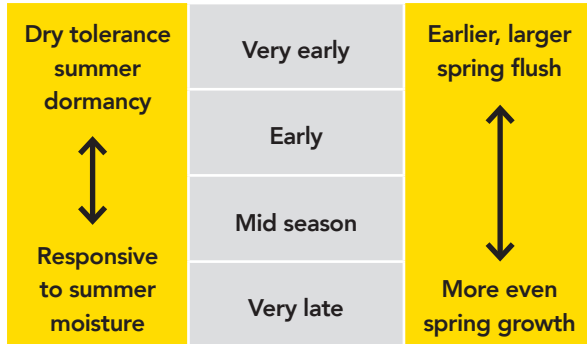
All ryegrass will propagate from seed, however the more perennial characteristics the variety has, the greater its ability to self-regenerate from vegetative daughter tillers.

True annual ryegrass does not have this ability, whereas true perennials have a large capacity to reproduce through tillering. Therefore as the capacity for vegetative tillering increases, the potentially longer-lived the plant. Italian ryegrass and hybrids are intermediate types in this respect. In summer hot and dry situations, vegetative tillering will be reduced or non-existent, hence perennial ryegrass may not persist well enough to be an option.



## Ryegrass heading dates

This term refers to the relative maturity of a variety: when the grass becomes reproductive and sends up flowering tillers. As a rule, the earlier the heading date, the more late winter growth potential and the more pronounced the spike in spring growth.



Early heading types are more suited to areas where the spring conditions may become hot and dry early. Once they have run to head they will typically stop producing unless there is follow up moisture. This is a useful survival strategy for ryegrass in drier extensive grazing areas. Once a grass starts to become reproductive and runs to head, the relative pasture quality is reduced as the plant accumulates more cellulose and lignin. Stalky pastures with lower proportion of leaf have reduced quality and animal performance can be reduced.

Conversely, it is typical for late-heading date varieties to exhibit relatively less winter growth, although this is now changing with some of the newer late varieties offering very good winter yields. Later varieties have a longer but steadier spring flush thus, allowing for greater flexibility and extended pasture quality into early summer.

It is often beneficial to have a range of heading dates on farm:

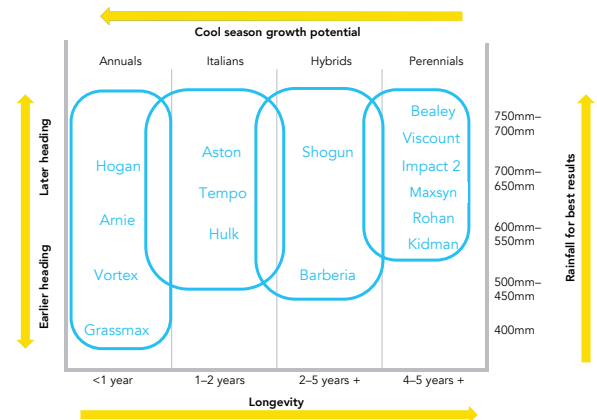
### Early varieties:

- Suit paddocks or locations that typically finish earlier e.g. lighter soils, north facing
- Maximise the potential from rain-fed (dryland) production with an early spring flush
- Likely to complement later paddocks by providing comparatively more feed in late winter/early spring
- Allow for allocation of paddocks for fodder conservation, with later paddocks being grazed
- Often can be considered for sites with shorter growing seasons or where lower input costs are justified

### Later varieties:

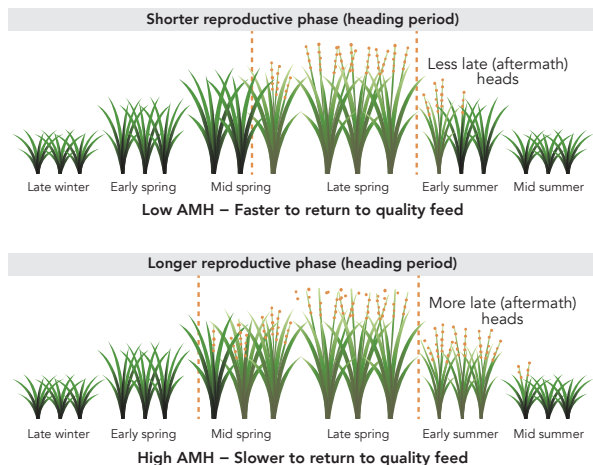
- Suit sites where the spring season holds on longer
- Offer higher feed quality and animal performance, over an extended period
- Maximise the potential value from summer irrigation or moist summer conditions
- Potentially spreads the silage/hay season risk and workload
- More usually suited to sites where higher outputs are being targeted
- Often considered more easily managed to maintain spring and summer quality

## Ryegrass use pattern and fit chart



## Aftermath heading

Increasingly, ryegrasses are selected to have as narrow a heading period as possible. For example, they are selected to run to head all at once, and then stop. This is termed 'low aftermath heading' (AMH). If a variety has an extended flowering period, then the quality of the pasture is reduced for an extended period due to the stalk content.



This explains part of the persistence of older type ryegrasses in some more mature pastures: it is not the original plant that survives, but the capacity for the stand to re-seed over a long flowering period, with lax grazing or through hay cutting. Nowadays, grass is more often conserved as silage, less frequently taken for hay and varieties are generally selected for low AMH. This means that to obtain true long-term perenniality, the grass must be managed to reproduce from its tillers. This can be encouraged by selecting the right variety for the conditions. This includes good grazing management, particularly in spring, appropriate fertility, and not grazing when the paddocks are going through stress such as drought or waterlogging.

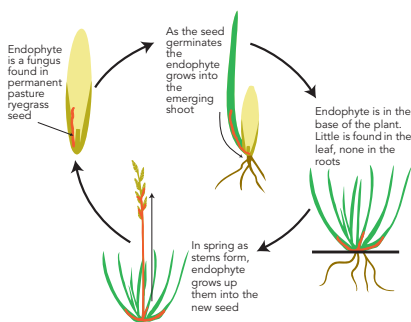
## Ryegrass ploidy: Diploid and tetraploids

Ryegrass is naturally a diploid, meaning it has two sets of chromosomes. Some varieties are tetraploids: artificially developed by plant breeders to have four sets of chromosomes. This practice was first developed in Holland in the 1960s and has since become common in plant breeding. The practice does not involve gene modification. Tetraploids have larger seeds (nearly double the size of standard diploid types), and because of this a higher sowing rate is required. Plants of tetraploid varieties are also larger with wider, darker leaves, lower number of tillers, and fewer, but thicker roots. Tetraploiding in perennial ryegrass has been found to increase palatability and can increase feed value.

	Diploids	Tetraploids
<b>Features</b>	Smaller seed size	Larger seed size
	Finer leaves and stems	Broader leaves and thicker stems
	Often paler green colour	Usually bright, dark green
	Finer root system	Fewer, thicker individual roots
	Greater number of tillers per plant	Fewer tillers per plant
<b>Benefits</b>	Generally higher drought tolerance	Often have greater stock acceptance
	Greater pugging tolerance in wet environments	Usually grazed low, allowing higher clover percentage
	Lower sowing rates, lower cost per hectare	Generally lower fibre, higher ME
<b>Disadvantages</b>	Often slightly higher fibre, lower ME, although with new plant breeding this is no longer necessarily the case	Higher sowing rates required
		Less tolerant of lengthy dry periods
		Less tolerant of pugging and traffic
	Growth habit of some cultivars so dense as to be poor companions for clover	Will often offer less than ideal levels of fibre at key times e.g. early spring
		More readily over-grazed

## Ryegrass endophyte

Ryegrass endophyte can contribute to pasture persistence and animal performance. An endophyte is a fungus that lives naturally in a plant. In the wild and cultivated areas there are many different grasses and endophytes, often they have a special and unique symbiotic relationship with each-other. The grass offers the fungus nutrient, a home and a method of multiplication and dispersal. The fungus gives the plant some protection from pests and over-grazing, by producing alkaloid chemicals that perform insecticidal and anti-feeding functions, thus helping the plant's survival.



Endophyte life-cycle. The endophyte transfers with the seed or with harvested material. Silage or hay made from high endophyte pastures will still contain the toxins.

Naturally occurring ryegrasses usually contain endophytes that produce fairly high levels of these chemicals in the plant at certain times of the year, most notably when seed heads are developing in late spring, and in early autumn when coming out of summer dormancy. Ideally we want the pasture to have the plant-survival characteristics that normal endophyte offers, but without health effects or production losses. In some situations though, particularly where animals are being very intensively produced, the staggers and heat stress issues affect the economic performance of the farm to a point where other options should be considered and carefully taken up.

There are several endophyte options currently available. Each has its own characteristics, so it is important to understand the difference between them and to which farm situations they are best suited. It is also important

to reflect that the endophyte is only one feature of a cultivar, and genetic potential, resilience of the cultivar itself, and pasture fertility and management will have a great bearing on performance and persistence.

### Ryegrass endophyte options

**NEA / NEA2 / NEA4** – An ideal endophyte for intensive farming situations. It provides excellent control of most insects, including Argentine stem weevil, black beetle and root aphid, giving a level of protection that is well proportioned to levels of insect pressure. The NEA series also provides excellent animal performance and staggers-free pasture. Refer to page 26 for more information on NEA endophytes.

**AR1** – A suitable endophyte for most medium to high rainfall farming situations. It provides very good resistance to many insects, and good persistence in many regions when matched with superior ryegrass varieties. AR1 also gives excellent animal performance and health with no chance of ryegrass staggers. This endophyte may not be suitable for areas where black beetle is a problem.

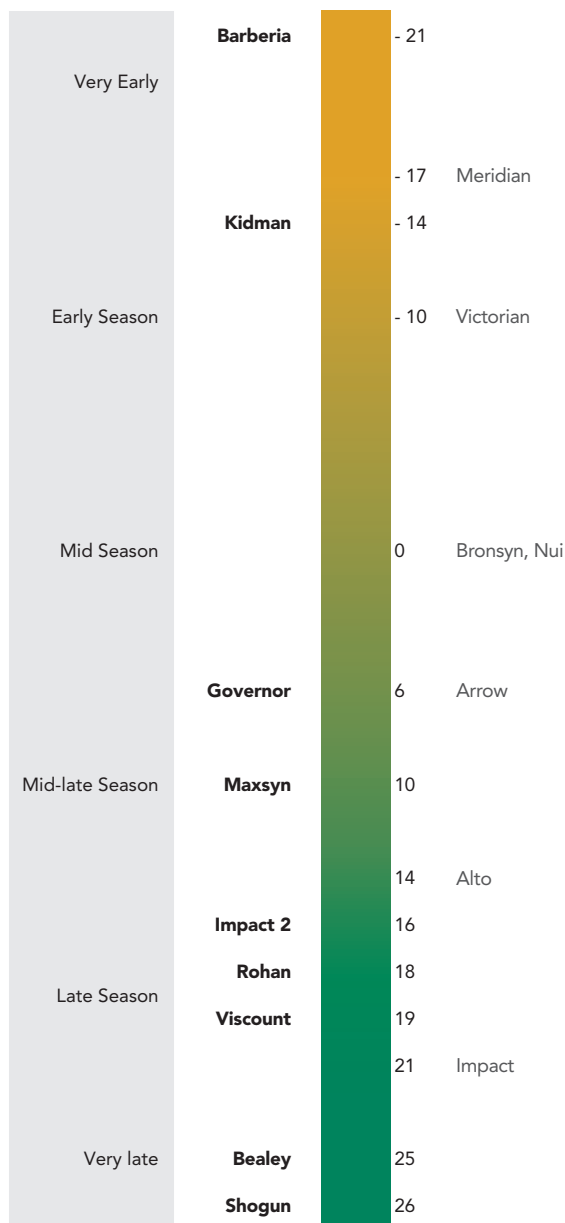
**Endo5/AR5** – Endo5 provides staggers-free pasture, although it may slightly reduce live weight gain in lambs. Currently the only commercial cultivars with Endo5 are tetraploid varieties. Does not appear to control root aphid to the extent of NEA2.

**AR37** – Provides high overall insect resistance and is suitable for situations where pest pressures are high. It can cause ryegrass staggers (although less often and usually less severe than standard endophyte) and can impact animal production. It is not recommended for deer or horses and caution is needed when grazing with sheep.

**Standard endophyte (SE)** – Not recommended for sowing in most situations. Standard endophyte is more likely to cause staggers when appropriate conditions prevail for alkaloid production, and can significantly reduce lamb growth, beef production and milk production in dairy cows. Not recommended for horses. Has contributed to concerns with animal welfare on occasions. Also called High Endophyte (HE), Wild-Type (WT). Not available in varieties with high production potential.

**Without endophyte (WE, Nil)** – Removing endophyte eliminates any animal health problems, but insect resistance is also lost and ryegrass pastures rarely persist well as a result.

## Perennial and hybrid ryegrasses



Perennial and hybrid ryegrass heading dates

### Perennial ryegrass 15 – 30 kg/ha

*Lolium perenne*


In the higher rainfall and irrigated regions of southern Australia, perennial ryegrass is the grass of choice for permanent pastures. It is relatively easy and quick to establish and easy to manage, although it struggles under high summer temperatures and needs appropriate management to ensure long term persistence.

- Establishes rapidly, yields well, tolerates a range of management practices and has high feed value
- It is compatible with a range of legumes offering an excellent all round pasture for grazing systems

Barenbrug's ryegrasses with endophyte technology and staggers free are now readily available.

### Very late tetraploid


**Bealey** NEA2  
Perennial ryegrass



- True perennial ryegrass
- Very late flowering (+25 days)
- Preferred choice for highest production systems
- Excellent winter and summer growth
- Highly palatable tetraploid
- Long term persistence
- NEA2 endophyte: good insect tolerance, no staggers.

### Late tetraploid

**Viscount** NEA4  
Perennial ryegrass



- True perennial ryegrass
- Late flowering (+19 days)
- Improved autumn, winter and early spring growth
- Excellent winter and summer growth
- Highly palatable tetraploid
- Long term persistence
- NEA4 endophyte: good insect tolerance, no staggers.

## NEA endophytes

The NEA series of endophytes have come through with the breeding of a family of ryegrasses. The particular ryegrass genetics are to a large extent the natural host of NEA, thus conferring some good symbiotic benefits to the varieties in the breeding program. NEA2 and NEA4 are a mixture of endophyte strains and is available in both diploid and tetraploid cultivars.

The alkaloid profile and expression is determined by the interaction with the host cultivar and the levels of the various strains within the variety. Expression of alkaloids appear generally to be stronger in diploid grasses as a rule. NEA2 and NEA4 will express very low levels of lolitrem B, low levels of ergovaline and standard levels of peramine. This balance of alkaloid offers good insect resistance and excellent animal performance.

NEA endophytes offer the following benefits:

- Good levels of insect protection: Argentine stem weevil, black beetle, root aphid
- Freedom from ryegrass staggers
- Excellent animal acceptance and performance
- Available in well adapted, high-performance cultivars for a range of applications.


NEA2 endophyte has been used in various varieties in Australia since the late 1990's. In Australia, staggers have never been reported in any class of grazing animals, with excellent animal acceptance and performance in all seasons. NEA is a singular strain of the NEA2 complex that is present in Shogun.

The NEA type endophytes continue to be developed and more varieties are expected to be released as breeding and field testing continues.

## Mid-late diploid

### Maxsyn <sup>NEA</sup>

Perennial ryegrass




- New ultra-high performance mid-late diploid perennial ryegrass (+8–10 days flowering)
- Highest performing perennial ryegrass released by Barenbrug
- Excellent warm season growth and heat tolerance
- Densely tillered and persistent
- Adaptable and reliable over years of testing and development
- NEA4 endophyte for strong insect protection and excellent animal safety
- Absolute top-performer for forage yield & persistence
- Exceptional autumn, winter, summer and total forage production.

## Late diploid

### Impact 2 <sup>NEA</sup>

Perennial ryegrass




- Diploid late (+16 days) perennial ryegrass
- All season growth pattern (unheard of before)
- Excellent persistence
- Productive high yield
- Quality forage: Production with persistence
- Released as Trojan in New Zealand
- NEA2 endophyte: excellent insect tolerance, no staggers.

## Late diploid


### Rohan <sup>NEA2</sup>

Perennial ryegrass




- Diploid late (+18 days) perennial ryegrass
- Fine, dense spreading habit
- Excellent persistence
- Productive in tougher environments under close grazing
- Improved resilience to treading/pugging
- NEA2 endophyte: excellent insect tolerance, no staggers.

**Early diploid**  
**Kidman** NEA2  
*Perennial ryegrass*



- Early flowering (-14 days) perennial ryegrass
- High autumn, winter and early spring production
- Good persistence and plant pulling resistance
- Low aftermath heading, quickly return to high quality feed
- New generation alternative to older Victorian types
- Selected in Australia specifically for our growing conditions
- NEA2 endophyte; insect resistance, no staggers.

**Mid season diploid**  
**Governor** AR1  
*Perennial ryegrass*




- Diploid mid (+6 days) perennial ryegrass
- Replaces Arrow AR1
- Excellent productivity
- Versatile in many environments
- AR1 endophyte to suit all stock classes.



**Barberia ryegrass** 10–20 kg/ha  
*Lolium spp.*

Barberia was selected from a unique, isolated ryegrass population in northern Africa. Genetically, it is distantly related to Italian ryegrasses, but is considered in a category of its own due to inability to cross with other ryegrasses and its particular growing and reproductive characteristics. Barberia offers around 85-90% of the winter growth potential of good Italian ryegrasses, with the ability to remain properly summer dormant and offer multiple years of good production. Barberia is an excellent choice for producers in summer dry areas who need a 3–5 year pasture option. Barberia is probably the most heat tolerant ryegrass available which also aids persistence in marginal ryegrass country. It does not contain endophyte, so is a good option for developing a productive, staggers free, reliable early-autumn pasture feed base.

**Very early diploid**  
**Barberia**  
*Hybrid ryegrass*



- Very early flowering (-21 days)
- Very fast establishing
- Winter performance like an Italian
- Potential for persistence over 5 years+ (3–5 typical)
- Highly palatable, good clover companion
- Excellent for autumn, winter and early spring feed
- Good heat tolerance
- A good choice where prairie grass may be considered
- Suited to oversowing
- Endophyte free — no staggers.


## Hybrid ryegrass 15–30 kg/ha

*Lolium hybridum*

Hybrid ryegrasses tend to fall between Italian and perennial ryegrasses in growth and persistence. They provide better winter production than perennial ryegrass and are best used in mild summer areas where they may persist for 3–5 years. Hybrid ryegrasses are generally produced by plant breeders crossing Italian ryegrass with perennial ryegrass. Plant breeding for this category may be directed towards either a high percentage of Italian or alternatively a high proportion of perennial parentage. This results in a great range of hybrid types available, with varying levels of merit for longevity or performance. Consider that well developed hybrid ryegrasses may offer one or two years' worth of extra longevity when compared to an Italian ryegrass under similar circumstances. As hybrids are often used under intensive input/output production systems, good management and fertiliser practices need to be applied for best results.

### Very late tetraploid

**Shogun** NEA  
Hybrid ryegrass



- A true break through in grass breeding
- Very late flowering (+26 days)
- Exceptionally high yield potential, matching the best Italian ryegrasses
- High winter growth and good summer production
- Excellent feed quality
- Improved persistence over other hybrid ryegrasses
- Grows like an Italian and persists for multiple years
- Ideal for oversowing run-down pastures
- Suited to farm systems requiring exceptional autumn, winter and summer performance
- NEA endophyte: good insect tolerance, no staggers.

## Italian and annual ryegrasses

### Short-terms



Italian and annual ryegrass heading dates



## Italian ryegrass 15 – 30 kg/ha

*Lolium multiflorum*


Italian ryegrass is used as a highly productive short term pasture option in areas with mild summers or where late season rains offer pasture growth into late spring and early summer. It is also well suited to oversowing into run-down pastures and may be spring sown in areas where summer moisture is reliable. Some farming operations over-sow annually or biennially to maximise the benefits of strong cool season growth with late season quality. Italian ryegrasses are an excellent option for silage and hay production, often offering two or more cuts under ideal conditions.

Italian ryegrass can persist for 2–3 years in summer mild areas under irrigation or reliable summer rainfall. In summer dry areas it will continue to produce quality feed through spring and into summer, giving it an advantage over annual ryegrasses. Italian ryegrass should not be sown as part of a permanent pasture as it will compete with perennial species, then thin out over time out allowing weed ingress.

Barenbrug's Italian ryegrasses will not cause staggers.

## Tetraploid Arise

*Italian ryegrass*




- New tetraploid Italian ryegrass
- High forage yield - exceeds Aston
- Great all-season performance
- Fast establishment and high winter yield
- Good carry through to second year in favourable climates.

## Late diploid

### Tempo

*Italian ryegrass*




- Increased overall yield, autumn, winter and spring yield compared to industry standard varieties
- Very fast establishment
- Highly reliable – widely tested and consistent
- Grazing, silage, hay – all stock classes
- Highly suitable for oversowing
- The new benchmark in this category.

## Late diploid

### Hulk

*Italian ryegrass*



- Italian diploid ryegrass
- Developed in Australia
- Fast establishment with excellent winter – early spring yield
- Upright variety for high utilisation
- Continues to produce high quality, leafy feed through spring
- Holds leaves off the ground even as yield builds up
- Very suitable for oversowing.





## Annual ryegrass 20 – 30 kg/ha

*Lolium multiflorum*, *L. westerwoldicum*

Annual ryegrasses are sown for a high quality short-term winter crop, providing multiple grazings in winter and spring. Hence annual ryegrass is generally used for a 6–9 month winter crop prior to sowing a summer crop, or to make the most of a growing season rainfall where late season rain is unreliable. Annual ryegrass exhibits the greatest winter growth potential of all the ryegrass types.


Including annual ryegrass when sowing a permanent pasture is not generally recommended. These tend to die out, allowing weeds to take over. They also establish rapidly and compete strongly with perennial species.

Annual ryegrasses are a good option for fast winter feed, silage and hay production. They may also be used as a quick oversowing option to extend the life of a run-down pasture for an extra season. Companion species may include forage cereals and annual clovers.

## Very late tetraploid

### Hogan

Annual ryegrass




- Latest maturity annual available (+22 days)
- Very fast establishment for early grazing potential
- Excellent autumn/winter production plus strong late spring growth
- Good spring growth and rust resistance
- Good prospects for second cut or after-spring grazing
- Well suited to high production areas with good spring growth prospects.



## Late diploid

### Fuze

Annual ryegrass




- New late flowering (+14 days) diploid annual ryegrass
- Quick to first grazing
- Good spring growth and rust resistance
- Excellent autumn/winter production plus strong late spring growth
- Densely tillered, fine leaves and an upright growth habit
- Excellent silage and hay attributes
- Highly adaptable across a diverse range of enterprises and environments.

## Mid-late tetraploid

### Vortex

Annual ryegrass




- Mid-late flowering
- Excellent autumn, winter and early spring growth
- Good quality
- Ideal for fast, cool-season feed, silage and hay
- Good heat tolerance
- Replacement for Maximus and T-Rex.

## Very early diploid

### Grassmax™

Annual ryegrass



- Very early type for marginal ryegrass environments
- Vigorous winter growth – more productive than Tetila
- Good seedling establishment
- Ideal for winter grazing and silage/early hay production
- Fits well into winter ryegrass - summer forage crop system.

## Other ryegrasses

### Wimmera ryegrass

*Lolium rigidum*

Wimmera is still occasionally used as a hardy, cheap annual feed. It has the ability to set and regenerate seed readily and suits some areas with a short winter growing season. Wimmera is common in low rainfall areas with opportunistic pastures that are usually summer dry. Wimmera tends to be the main ryegrass weed found in cropping rotations and is the host of *Anguina* nematode that can lead to a livestock illness Annual Ryegrass Toxicosis (ARGT). Wimmera is rarely recommended for pastures in modern times.

### Festulolium

*x Festulolium*

This term is loosely applied to varieties that are the result of crossing ryegrass with various types of fescue. In practice festulolium varieties are managed in the same manner as respective ryegrass types. Italian, hybrid and perennial analogues are available, however there is emerging evidence that the proportion of fescue component is relatively small and potential benefits seem at best marginal or indeed rarely manifest.



## Phalaris

### Phalaris 2–6 kg/ha

*Phalaris aquatica*

Phalaris is a deep-rooted, vigorous perennial that is best suited to heavier soils, but will produce well on a range of soil types. Early released varieties were most suited to neutral and alkaline soils, although newer varieties have been developed to produce well in more acidic conditions. Phalaris has some tolerance to salinity and is very tolerant of periods of waterlogging. It is relatively resistant to cockchafers and corbie grubs.

Establishing a perennial pasture based on phalaris will improve farm productivity compared to systems relying on annual grasses. Nitrogen produced by pasture legumes, usually grown with annual grasses, leaches down through the soil profile, taking nutrients with it, leaving acidic elements behind. The deep-rooted perennial nature of phalaris draws these nutrients back up to help prevent or slow down the onset of acidification. Another major benefit of the deep-root system of phalaris is it improves persistence and productivity under drought conditions.

There are two main groups:

**Winter active:** summer dormant (to varying levels), more erect, more acid tolerant, suited to dryland and cattle.

**Winter dormant:** more prostrate, often denser crown, neutral pH, suited to sheep, summer rainfall.

Phalaris has a small seed, reflected in the low sowing rate:

3–5 kg/ha (as only/main grass)


1–3 kg/ha (mixes with other grasses).

Typical companion species:

Sub-clover, white clover, strawberry clover, cocksfoot, fescue (and ryegrass if well executed).

## Grazing tolerant Holdfast GT


Phalaris



- Grazing tolerant winter active phalaris bred by the CSIRO
- Exhibits excellent seedling vigour to aid successful establishment
- Selected for long term persistence under grazing (both set stocking and rotational grazing)
- Increased productivity over the life of the stand
- Lower levels of stagger causing alkaloids
- Its ability to grow in moderately acidic conditions increases its area of adaptation
- Grazing tolerant replacement for Holdfast. Bred from Holdfast and other winter active varieties. Once established, Holdfast GT can be set-stocked and will provide a productive long-term stand.

## Drought tolerant Horizon


Phalaris



- New CSIRO-bred winter-active phalaris
- Strong summer dormancy
- Improved persistence in medium rainfall regions
- Exceptionally high winter growth and fast establishment (for phalaris)
- Replacement for Atlas PG
- Lower total alkaloids than Australian.

## Acid tolerant Advanced AT

Phalaris



- Winter active phalaris with superior establishment and root penetration on acid soils, especially in tougher seasons
- Will tolerate pH CaCl<sub>2</sub> 3.8 and Al<sup>3+</sup>% of 20–30%, providing better production and persistence on these soils than other phalaris varieties, cocksfoots and perennial ryegrass, (CSIRO, 2007)
- Higher second year dry matter yield than Holdfast on acid soils (40–80% across all CSIRO trial sites) and higher than closest acid tolerant variety, Landmaster (36%)
- Suited to rotational grazing and improved fertility, regardless of soil acidity
- Best managed by rotational grazing
- Gives producers with high acidity soils a productive and persistent pasture option that has not been previously available
- Will increase productivity on highly acidic soils with aluminium content and due to its broad breeding background, will also produce well in soils of a pH above 4.0.



## Phalaris establishment and management

Grazing of a newly sown pasture should be avoided until plants have become established. Grazing prior to effective establishment can cause plants to be pulled out reducing the population and pasture performance. Once established, phalaris will tolerate periods of set-stocking, although more erect varieties will benefit from good rotational grazing systems. Many older phalaris varieties have high levels of alkaloids which can cause phalaris toxicity (phalaris staggers). New varieties contain lower alkaloid levels in the leaves and therefore provide a safer grazing alternative. However, in areas prone to phalaris toxicity plants should be grazed cautiously in the autumn and early winter.

Phalaris can be grown with other legume or grass species to help reduce the risk of illness in livestock. Phalaris toxicity can affect sheep that are grazing on fresh growth after breaking rains. Stock are at the greatest risk when grazing on short, frosted plants, which mainly occurs during the autumn or the early winter period. To counter the potential problem, Cobalt bullets can be orally administered or by ensuring stock are not hungry when introduced to lush, green feed. The greatest risk to animals is when they are able to ingest a high level of herbage in a short period of time. Toxicity levels in the plant increases if plants are subject to stresses such as drought and frost.

Once stands are established it is recommended that the following be observed to maximise the benefits and persistence:

- Lime acid surface soils if needed/plausible, or use Advanced AT
- Apply superphosphate if Olsen P is 15–18ppm or less. Phalaris will respond well to higher P levels
- Graze winter active cultivars rotationally with 4–6 week spells in autumn-winter
- Do not graze too hard or too often after stem growth starts in spring, especially in a dry year
- Allow to produce seed heads in the first year, and at intervals in future years
- Flowering allows basal buds to be set for future growth.
- Clean up stem residues in summer to increase clover germination and growth
- Set stock after late spring to utilise feed and open the sward for clover growth
- Do not heavily graze new shoots from summer regrowth.



# Cocksfoot

**Cocksfoot** 2–4 kg/ha in a mix,  
*Dactylis glomerata* 6–8 kg/ha as dominant species

Cocksfoot is a tussocky, true perennial grass that suits lighter, well drained soils. It is generally the most acid-soil tolerant grass species and will produce well where many other grasses struggle to produce. Cocksfoot will also suit higher rainfall areas with free-draining, low pH soils e.g. granites and deep sands. It will perform best where reasonable fertility can be maintained and rotational grazing adopted, although cocksfoot pastures may be set-stocked for reasonable periods through spring if required. Cocksfoot does not contain any substances harmful to grazing animals.

Cocksfoot is slow to establish as the seed is small and light-weight. Cocksfoot is generally used in a wide range of rainfall areas from very low to very high, as a component in a pasture mix with clovers and other grasses.


Higher sowing rates will result in the cocksfoot becoming dominant over time. It is generally used in extensive sheep and beef production, although there is scope for use within dairy systems and for all other stock classes.

Maintaining higher levels of soil fertility will help to increase production, persistence and feed quality. There are many varieties available, with some more noted for having a dense crown, and tolerant of drought and close grazing; others being less dense, more upright and better companions for clover. Cocksfoots are now available over a spectrum of seasonal growth activity, with new cultivar Summadorm at one end and summer active Safin at the other, with intermediate Howlong in between.

Cocksfoot can be very persistent and become the dominant pasture if not carefully managed. Levels of cocksfoot in the pasture mix should be monitored as animal performance may decline if it becomes rank the dominating species. It is suggested that cocksfoots are used in mixtures with other grasses such as ryegrass, phalaris or tall fescue. Other companion species include lucerne, white clover, red clover, strawberry clover and sub-clovers.

## Summer active


### Safin Cocksfoot



- Super fine leaved cocksfoot
- 40–50% higher tiller density than most other cocksfoots
- Increased early spring production with high total DM
- Suits lambing and calving patterns in medium rainfall dryland systems
- Reliable, palatable feed where summer rainfall is anticipated.

## Intermediate


### Howlong Cocksfoot



- Bred from Porto specifically for dry conditions and acid soils
- Improved autumn/winter growth
- Fine leaves and tillers
- Less likely to form clumps
- High total yield and good autumn winter growth
- More compatible with other species
- Versatile, hardy all-rounder.

## Summer dormant

### Summadorm Cocksfoot



- Hardy, deep-rooted perennial grass that is well suited to dry conditions and acid soils
- Good seedling vigour and early growth
- Strongly Mediterranean type (summer dormant),
- Maximum herbage production is during the autumn, winter and early spring
- Excellent summer dormancy compared to other Mediterranean types
- New reselection from Kasbah.



## Cocksfoot grazing management

Plants will benefit from light grazing during the first 6–8 months after an autumn sowing, provided the root system has developed adequately.

Light rotational grazing will encourage root development and allows it to compete with any legume which may have been sown as a companion species. If sowing with ryegrass, reduce the ryegrass sowing rate, and manage new pastures to ensure the cocksfoot can establish effectively. This may involve one or two initial on-off grazings with good monitoring.

In summer dry areas, avoid over-grazing during the spring/summer period. If grazing with sheep, extra care must be taken through dry periods as they can damage young and established crowns due to cocksfoot's erect growth habit. Poor management will lead to reduced plant numbers and persistence.

Cocksfoot pastures grazed with sheep should be rotated frequently so as not to allow the sheep to continually graze close to the crown. Over grazing during this period, in combination with moisture stress, can cause the stand to thin out significantly and allow weed invasion. This is particularly the case for summer-dormant (Mediterranean) types such as Summadorm.

Intermediate types such as Howlong and Porto, due to moderate capacity for summer growth, will require some level of summer grazing pressure to be applied. If this is not done, plants may become tall and rank as the autumn period approaches, thus reducing the quality of the overall pasture.

Summer active types such as Safin are now being introduced to offer productivity in lower fertility areas subject to summer rain or complemented by irrigation. Safin may be readily grazed as part of a mixed pasture in a summer active sward.

## Tall fescue

**Tall fescue** 10 – 15 kg/ha  
*Festuca arundinacea*

Tall fescue is a very deep rooted, true perennial that is adapted to a wide range of conditions and soil types. It will cope well with waterlogging and has a degree of salt tolerance. Generally a pH of 5.2 or higher is needed for best long-term results, and it will respond to improved fertility. It will do best under medium to high rainfall or irrigation, although Mediterranean types will persist in summer dry areas. Tall fescue is very slow to establish, and care must be taken not to have it selectively grazed out of mixed stands in the first year. It is a good species to use as a pasture base to companion cocksfoot, phalaris and clovers. Stock acceptance may be slow initially when introduced from ryegrass pastures. Suits all stock classes. There are two fairly distinct sub-groups:

**Mediterranean:** Mediterranean cool season (winter) active, tall fescue is summer semi-dormant to dormant, giving improved persistence in summer dry regions. It is faster establishing than summer active tall fescue and has strong winter and spring production and fine leaves, maintaining better feed quality. It suits dryland, lighter soils and slopes.


**Continental:** Continental summer active tall fescue is a perennial grass more tolerant of hot summer, poorly drained and saline conditions than perennial ryegrass. These types are often sown under irrigation where higher summer temperatures limit ryegrass growth or where summer rainfall is expected. It performs best on heavier soils, where its deeper rooting ability can utilise more soil moisture than ryegrass.



### Summer active

## Fortune

Tall fescue




- Bred for improved survival under hot and dry conditions
- Superior persistence and yield compared to alternative leading tall fescue varieties
- Strong seedling vigour leading to successful establishment.
- Densely tillered, fine leafy growth with good stock acceptance
- Later heading offering improved feed quality
- Excellent yield in the shoulder seasons of early spring and autumn, and exceptional winter yields for a summer active type
- Suitable for all classes of livestock: nil endophyte.

### Winter active

## Prosper

Tall fescue



- Winter active forage tall fescue
- Fast establishing
- Truly summer dormant, excellent cool season growth
- Erect growth habit, with fine, soft leaves
- Rust resistant and is suited to summer dry environments
- Persistent and good legume companion
- Nil endophyte safe for all stock classes.



## Brome grasses

This group of several distinct species is large-seeded and varies from short-term to perennial in nature. They are mostly used on well-drained soil types of moderate fertility. Brome grasses are usually sown as a sole stand, but could be used with cocksfoot, phalaris or tall fescue. One of the key attractions is that bromes contain no endophyte and do not create animal health concerns such as ryegrass staggers or phalaris toxicity. They remain nutritious and palatable when used as standing feed in summer. With inclusion of clovers, brome grass pastures are productive and useful for many stock classes.

### Pasture brome 10 – 30 kg/ha

*Bromus valdivianus*

Pasture brome tolerates harder grazing than prairie grass and is suited to summer dry, well drained soils. It is more perennial in nature than prairie grass, and can be rotationally grazed or set stocked. It requires neutral pH, good drainage and reasonable fertility. In many respects Pasture brome offers the grazing flexibility of prairie grass together with the persistence of a grazing brome. It is later heading than other brome grasses and offers higher quality feed over a longer period in the spring. Used in medium rainfall areas for longer-term mixed grazing.

### Perennial brome

## Bareno

Pasture brome



- Standout permanent pasture for summer dry free draining soils
- Highly palatable, more persistent than other prairie grasses, endophyte free
- Can be rotationally grazed or set-stocked, flowers 19 days later than Gala, with better late spring quality and summer growth
- Supports a high legume content
- Improved summer yield and quality where ryegrass hays off.

## Prairie grass

*Bromus willdenowii*

Prairie grasses are either annual or short-lived perennial brome grasses that offer excellent cool/winter season growth. Prolific re-seeders, they can be managed to create a more-or-less permanent stand, but often best used when a 2–3 year pasture phase is required.

## Coloured brome

*Bromus coloratus*

Coloured brome is a longer-lived brome grass suitable for medium rainfall areas with moderate-good fertility. It offers reasonable quality forage and is predominantly summer active.

## Grazing brome

*Bromus stamineus*

Grazing brome tolerates harder grazing than prairie grass. It is perennial in nature, and needs a neutral pH, good fertility, good drainage and close grazing management for best performance. As it is slow to establish and requires close management, it is best sown as a sole grass.

## Other temperate grasses

### Timothy 5–10 kg/ha

*Phleum pratense*

Timothy is a perennial species that has application as a specialty summer pasture in temperate, mild summer, high rainfall areas (>850mm). It also makes high quality hay, well regarded by many horse enthusiasts. Timothy competes quite poorly with many other grasses, grows little in cold winters, and rarely persists under many typical grazing systems, unless summer moisture is highly reliable.

### Summer active

### Barfleo

*Timothy grass*



- Suits heavier soils and summer moist sites
- Tolerates short periods of waterlogging
- High quality hay and suitable for grazing
- Excellent companion for high legume pastures
- No negative animal health issues
- Highly favoured hay option for the horse industry.





## Tall wheat grass 10 – 15 kg/ha

*Thinopyrum ponticum*

Tall wheat grass is used in salty, wet areas for long-term management of salinity issues. It is often used to help prevent erosion in salt-affected areas and lower the water table. It has a reasonably large seed, but will grow into a large crowned-plant, so the sowing rate is more modest as a result. It can only offer fair quality feed, although can be useful sown in a mixed sward with other salt-tolerant species such as phalaris, tall fescue, sub-clover and strawberry clover. Best grazed in mid-late autumn after it has been growing and working through the spring and summer. It will be stalky and probably in seed-head, but the main purpose is to manage the salt and local water table issues.

## Puccinellia 5 – 10 kg/ha

*Puccinellia ciliata*

Similar in use to tall wheat grass, puccinellia is a perennial grass used for salt affected areas. It will however tend to perform like an annual and dry off in hot summer conditions. It is less vigorous than tall wheat grass, and more difficult to establish, but probably offers higher quality and more palatable feed. Best sown in autumn and will be productive in autumn and spring. Mostly used in medium-low rainfall extensive sheep production.



# Pasture legumes



## Pasture legumes

Pasture legumes are a cornerstone of most pasture systems and many cropping programs. This group of species includes perennial plants such as white, red and strawberry clover, and annual or short-lived species such as sub-clovers, aerial-seeded annual clovers, vetches and lucerne. Other species such as lotus, serradella and biserrula are also important in some temperate regions. Many temperate species transfer well into the sub-tropics although there are particular species that are developed for the warm-wet north including burgundy bean, cow pea and stylo.

Legumes are typically used in combination with grass and other species as part of a long-term pasture or a specialty forage, to provide nitrogen fixation, improved pasture feed quality and diversity of species for resilience. In some cases clovers, vetches, lucerne and tropical legumes may be used as a specialty stand-alone crop for specific outcomes such as high quality fodder, a break crop or simply as the best way to utilise a particular site.

Species and variety selection are important, and sowing rates will vary depending on the situation. Sowing legumes with the correct grasses is a further vital consideration. Often a mixture of two or three pasture legumes will offer the best outcome. AgriCote treated seed contains the correct rhizobium strain as well as important trace elements and vital seedling protection.

For sowing a pure stand, typically multiply suggested sowing rates by 2–3 times.

## White clover

**White clover** 2 – 5 kg/ha (in a mix)

*Trifolium repens*

White clover is productive and persistent under a wide range of management systems and has a high feed value. Its ability to fix atmospheric nitrogen makes a substantial contribution to the growth of companion grasses. White clover will grow over a wide range of soil and fertility conditions although a pH of 5.4 or higher with reasonable phosphorus levels is required for good results. It has poor tolerance of drought conditions and is best suited to medium-high rainfall or irrigation, where it will respond well to spring and summer moisture.

White clover has relatively little winter growth, is slower to grow in the spring than ryegrass and is susceptible to shading. Spring management aimed at keeping pastures short and leafy is therefore important to maintain good clover content and to capitalise on its good growth and feed value in summer.

In white clover, a large leaf size generally means less stolons, but more potential yield. A high stolon density and smaller leaf size means that there's better tolerance of adverse conditions, such as drought, pests, close grazing or pugging. It's important to select the right clover for the situation based on these attributes. Small- medium leaf size varieties will offer better persistence and often greater nitrogen fixation under sheep and extensive beef enterprises, whereas the larger leaf varieties are better suited to dairy and beef operations with good rotational grazing. It is often useful to use a smaller and a larger variety in a pasture blend.



## Large leaf

### Storm

White clover



- Australian bred white clover
- Tall plant that can aggressively compete in a mixed sward with ryegrass
- Excellent seedling vigour and is quick to establish with very high yield potential across all seasons
- Stolon density of Storm is high compared to other large leaf types
- Persistent under cutting and remains dense
- High production in winter and summer.

## Medium leaf

### Weka

White clover



- Medium leaved white clover suited to all grazing systems
- Good growth in all seasons, particularly through autumn and winter
- High stolon growing point density
- High tolerance to clover root weevil
- Good growth in all seasons
- Sow in pasture mixes at 2–4kg/ha.

## Medium-small leaf

### Apex

White clover



- Medium-small leaf size
- Adapted to summer dry conditions and close grazing
- Increased stolon growing points, for improved drought and pest tolerance
- Good option for tougher sites and lighter soil types
- High yields shown particularly in the winter-spring and autumn periods.

## Red clover

### Red clover 3 – 6 kg/ha (in a mix)

*Trifolium pratense*

Red clover is a tap rooted, short-lived (2–5 year) perennial legume with high feed value. It has good summer growth and some drought tolerance, but little winter growth. It performs best on free draining soils under moderate stocking rates, long summer grazing rotations or hay production. Under high stocking rates or quick rotations its persistence is reduced. Summer moisture is required for best results. Red clover is commonly sown as a component of a permanent pasture, to boost late spring and summer growth and feed quality. It is often used as a specialist stand for hay or silage.

Red clovers contain phytoestrogens so care should be taken if feeding to breeding stock during mating (this mainly applies in the late summer and autumn periods when red clover is growing well). Phytoestrogen levels vary between red clover varieties.

## Large-medium leaf

### Morrow

Red clover



- High yield with improved persistence under grazing
- Ideal late spring and summer finishing feed
- High yield as grazing, hay or silage
- Adds significantly to hay and silage quality
- Suitable for all farm types in higher rainfall areas.





# Sub-clover

**Subterranean clover** 6 – 10 kg/ha (in a mix)  
*Trifolium subterraneum* spp.

Sub-clovers are one of the most widely used multi-purpose pasture legumes used to supply high feed quality and enhance soil health. The term sub-clover refers to a group of three species:

**ssp subterraneum:** Black seeded, acidic (3.8) – neutral soils, most soil textures, low-medium rainfall

**ssp yannicum:** White seeded, acidic – neutral pH, medium-heavy soils, medium rainfall

**ssp brachycalycinum:** Mildly acidic (4.5) – alkaline soils, medium-heavy soils, medium rainfall

The features mentioned above will vary between varieties.

Sub-clovers can contain varying levels of phytoestrogens that may affect fertility in sheep, although more recent varieties generally have lower levels. Sub-clover can cause bloat.


They are usually quite susceptible to RLEM; monitoring and control is needed for best performance.

Seeds are relatively large and sowing rates need to be 2 or 3 times higher than most other clovers in order to reach a similar plant density. Sub-clovers are annuals and re-seeding is needed to provide persistent nitrogen fixation and quality in the pasture. Once a pasture has been established with sub-clover, a couple of years of re-seeding will help create a seed bank to back-up the occasional failed season.

Sub-clovers have been developed for varying rainfall and flowering dates. It is highly recommended to sow at least two varieties with differing flowering dates, so as to allow for a spread of flowering and seed-set as frosts, drought, grazing, pests and herbicides may reduce seed set or cause failure. In areas with an early spring, it is suggested to sow an early and a mid-flowering type. In later areas, sow a mid-maturing and a late variety. Levels of hard-seed will vary between cultivars, although most varieties have at least some hard seed component.

## Early season


**Losa**  
*Subterraneum clover*



- Early season maturity – 97 days to flowering (Perth)
- More productive replacement for Dalkeith and Daliak
- Much improved early vigour
- High hard seeds (30%) for good regeneration and persistence
- Very leafy variety forming a dense and erect stand
- Suited to lower rainfall areas and cropping rotations.

## Mid season

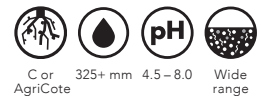
**Campeda**  
*Subterraneum clover*



- Mid season maturity – 123 days to flowering (Perth)
- Greater winter vigour and growth than Woogenellup
- Higher total herbage production and disease tolerance
- Much higher level of hard seeds (29%)
- Increased disease resistance
- High total seed yield and excellent regeneration
- Replacement for Goulburn and Woogenellup
- Alternative for Seaton Park.

## Late season

**Denmark**  
*Subterraneum clover*



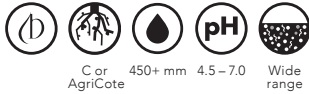
- Late season maturity – 144 days to flowering (Perth)
- Replacement for Karridale and Mount Barker
- Greater full season dry matter production
- Resistance to clover scorch and root rot
- One of the few subs that can continue to grow after flowering
- Highly productive high rainfall/irrigation option.



## Mid season

### Monti

*Yanninicum clover*




- Flowers earlier than Trikkala and Gosse
- Produces excellent early winter growth
- Excellent adaptation to the shorter growing seasons experienced over the last decade
- Produces excellent seed yields and regenerates reliably with a high level of hard seeds (36%)
- Has better tolerance to phytophthora root rot and clover scorch than Trikkala
- Well suited to areas receiving an annual rainfall of more than 450mm and prone to waterlogging.

## Late season

### Gosse

*Yanninicum clover*



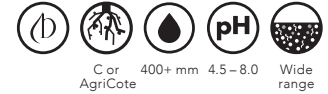
- Mid season maturity – 126 days to flowering (Perth)
- More productive replacement for Trikkala
- Much greater seedling vigour than Trikkala
- Improved growth in both winter and spring
- Higher level of hard seed (25%) more than Trikkala
- Improved resistance to clover scorch and root rot
- Excellence forage for grazing, hay or silage.



## Early season

### Mawson

*Brachycalycinum clover*

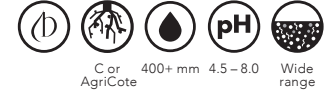


- Early 88 days to flower sub-clover bred in Australia by SARDI
- Suitable for a long-term permanent pasture in shorter growing season environments
- Excellent long-term persistence
- Suited to both alkaline and mildly acidic soil types
- Higher levels of hard seed (43%)
- Improved seed yield over similar maturity varieties
- Excellent seed burial (65%).

## Mid season

### Mintaro

*Brachycalycinum clover*




- Mid season maturity – 114 days to flowering (SA)
- Setting a new standard in mid maturity sub-clover
- Extremely vigorous establishment and winter growth
- High hard seed (45%) and very good regeneration
- Large leaved, upright very productive variety
- Particularly well suited to mildly acidic to alkaline soils.

## Mid-late season

### Antas

*Brachycalycinum clover*



- Late season maturity – 144 days to flowering (Perth)
- Replacement for Karridale and Mount Barker
- Greater full season dry matter production
- Resistance to clover scorch and root rot
- One of the few subs that can continue to grow after flowering
- Highly productive high rainfall/irrigation option.

# Annual clovers

Annual clover offers a range of grazing, hay and silage options with multiple benefits including nitrogen fixation, weed control rotations and disease breaks. The addition of annual clovers to grass or hay mixes can increase feed quality, feed protein levels and provide nitrogen for grass or cereal to grow.

## Paddock and grazing management

Annual clovers are suited to rotational grazing. When used in a mixed sward, graze to manage grass but ensure animals do not re-graze areas, as this will greatly affect the recovery of annual clover. In pure stands, avoid grazing in the middle of winter. Don't graze below 5–8cm to allow maximum recovery. Avoid pugging.

In general, growth period between grazing will be around 50–60 days in winter and 30–40 days in spring. These clovers are generally annual options only, however hard seeded varieties (e.g. balansa) can be locked up just prior to flower initiation. They will then flower and set seed, and providing there is initial dry matter, graze hard prior to the autumn break to allow maximum germination.

Monitor stock – especially relating to issues such as bloat and excess protein. Certain weather conditions, lack of fibre and other energy sources can cause some stock issues. Remove stock during such times. Allow access to good quality water.



## Balansa clover 2 – 5 kg/ha (in a mix)

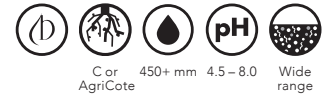
*Trifolium michelianum*

Annual legume for medium rainfall areas that suits most soils of acid - neutral pH. Tolerates mild salinity and some waterlogging. Suitable for grazing and fodder conservation with fair winter growth. It is very early flowering and seed set can be affected by frosts. Often used as part of a high density legume mix as the earliest flowering component. Also useful as an alternative to sub-clover in perennial pastures, or to add bulk and quality to annual and Italian ryegrass hay crops. Regenerates by re-seeding. Hard-seeded.

### Late maturing

## Vista

*Balansa clover*



- Late season maturity – approximately 130 days
- Superior spring/early summer growth
- Tolerates waterlogging and mild soil salinity
- Highly tolerant to clover scorch
- Well suited for annual/short term ryegrass mixes
- High quality hay or standing feed
- High hard seed levels aid regeneration
- Replaces and supersedes Bolta and Paradana.



## Persian clover 2 – 5 kg/ha (in a mix)

*Trifolium respunitum* spp. *majus*,  
*T resupinatum* spp. *resupinatum*

Annual legume for medium rainfall areas that suits most soils of neutral-moderately alkaline pH. Tolerates mild salinity and some waterlogging. Suitable for grazing and fodder conservation with fair-good winter growth. Also useful as an alternative to sub-clover in perennial pastures, or to add bulk and quality to annual and Italian ryegrass hay crops. Regenerates by re-seeding. Hard-seeded (*ssp. resupinatum*) and soft-seeded varieties (*ssp. majus*) available.




### Hard seeded **Nitro Plus** Persian clover




- Early-mid season maturity – as early as 68 days to flowering
- Prostrate-semi-prostrate self-regenerating annual clover
- Average 114 days to flowering
- High hard seed level – excellent regeneration
- Tolerates waterlogging and mild soil salinity
- Resistant to clover scorch and phytophthora root rot
- Suitable for haymaking and grazing
- Excellent cereal rotation legume
- Supersedes Kyambro.

### Soft seeded **Lightning** Persian clover



- Mid season maturity – about 145 days to flowering
- Vigorous, erect to semi-erect annual clover
- Establishes quickly from a later sowing
- Tolerates waterlogging and mild soil salinity
- Forage/fodder cropping/high density legumes or annual mixes
- Can be sown with oats or short-term ryegrass.

### Soft seeded **Laser** Persian clover



- Late season Persian – approximately 165 days to flowering
- Well suited to irrigation and summer rainfall
- Suitable for multiple grazing and hay cuts
- Used for fodder cropping and high density legume (HDL) mixes
- Improved rust resistance compared to Maral/Shaftal
- Superior quality to Maral/Shaftal
- Suitable for mixes with short term ryegrass
- Typically 20–30% more yield than Shaftal.





## Arrowleaf clover 2 – 5 kg/ha (in a mix)


*Trifolium vesiculosum*

Annual legume for medium rainfall areas that suits well- drained soils of acid-neutral pH and tolerates mild salinity. Suitable for grazing and fodder conservation with fair winter growth. It is very late flowering and seed set can be affected by drought. Often used as part of a high density legume mix as the latest flowering component. It is also useful as an alternative to sub-clover in perennial pastures, or to add bulk and quality to annual and Italian ryegrass hay crops. Not known to cause bloat. Regenerates by re-seeding. Hard-seeded.

### Very hard seeded

#### Cefalu

*Arrowleaf clover*




- Early maturity – approximately 110 days to flowering
- Excellent tolerance to acid soils
- Deep taproot can reach perched water tables increasing growth in drier seasons
- Early maturity – 20 days earlier than Zulu II
- Not known to cause bloat
- Excellent regeneration from hard seed
- Suited to green manuring
- Upright growth habit making it well suited to grazing or hay.

### Very hard seeded

#### Zulu II

*Arrowleaf clover*



- Approximately 130 days to flowering
- Excellent tolerance to acid soils
- Excellent spring and early summer growth
- Well adapted to loamy and deep acidic sandy soils
- Deep taproot which can increase growth in drier seasons
- High level of hard seed ensures good regeneration
- Not known to cause bloat.

## Other annual clovers

### Berseem clover 2 – 5 kg/ha (in a mix)

*Trifolium alexandrinum*

Annual legume for medium-high rainfall areas that suits medium-heavy soils of neutral - moderately alkaline pH. Suitable for grazing and fodder conservation with reasonable winter growth. Can be affected by frosts. Often used as part of a high density legume mix and can produce multiple hay cuts. Regenerates by re-seeding. Soft-seeded.

### Crimson clover 2 – 5 kg/ha (in a mix)

*Trifolium incarnatum*

Low pH tolerant annual for medium rainfall areas with well drained soils. Suitable for grazing and fodder conservation with reasonable winter growth. Traditionally used as a pioneer plant on acid soils of limited fertility. Regenerates by re-seeding. Soft-seeded.

### Rose clover 2 – 5 kg/ha (in a mix)

*Trifolium hirtum*

Early flowering annual legume that suits hard-setting acidic soils in low rainfall areas. Often used as a pioneer plant where early flowering and seed set is useful. It is not very productive or persistent over the longer period, but can do a job where sub-clovers and many medics struggle. Regenerates by re-seeding. Hard-seeded.

### Gland clover 1 – 3 kg/ha (in a mix)

*Trifolium glanduliferum*

Low pH tolerant annual for low rainfall areas in extensive grazing operations. Regenerates by re-seeding. Typically very hard-seeded.

### Bladder clover 2 – 4 kg/ha (in a mix)

*Trifolium spumosum*

Upright annual legume for low-medium rainfall areas with soils of mildly acidic - mildly alkaline pH. Suits well drained soils and is intolerant of waterlogging or salinity. Requires careful management during flowering to allow sufficient seed-set for regeneration. May contribute to bloat in certain conditions. Regenerates by re-seeding. Hard seeded.

## Medics

Well suited to semi-arid agricultural zones, annual medics (*Medicago spp.*) are often used to provide high quality feed for livestock. They also improve soil fertility through nitrogen fixation and act as a disease break for various cereal root pathogens. These self-regenerating pasture species have relatively high levels of hard seeds. This enables them to persist through cropping phases and regenerate in subsequent years as pasture. In an exciting recent development, Barenbrug has released varieties that have tolerance to residual Group B (sulfonylurea) herbicides, which are commonly used in areas normally suited to medics.

### Burr medic 2 – 4 kg/ha (in a mix)

*Medicago polymorpha*

Annual forage legume that suits heavier soils of neutral to alkaline pH range. Suits low-very low rainfall extensive grazing/cropping areas. Good for cereal/pasture rotations that have longer pasture phase. Can tolerate some waterlogging. Regenerates by reseeding. Higher level of soft seeds than strand or barrel medics.

### Early-mid maturing

#### Scimitar

*Spineless burr medic*



- Early to mid season – approximately 90 days to flowering
- Erect growth habit with high herbage and seed production
- Maturity is seven days later than Santiago
- Adaptable variety which grows on wide range of soils
- High percentage of soft seed (24%) – Santiago (8.5%)
- Excellent ley farming option with denser regeneration
- Increased salinity tolerance over other medics
- Better waterlogging tolerance.

### Barrel medic 2 – 4 kg/ha (in a mix)

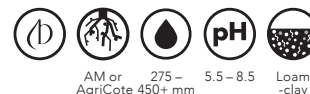
*Medicago truncatula*

Annual forage legume that suits neutral to alkaline pH range. Suits low-moderate rainfall extensive grazing areas. Good for cereal/pasture rotations. Regenerates by re-seeding. Typically very hard-seeded.

### Mid maturing

#### Sultan-SU


*SU tolerant barrel medic*



- Approximately 130 days to flowering
- Excellent tolerance to acid soils
- Excellent spring and early summer growth
- Well adapted to loamy and deep acidic sandy soils
- Deep taproot which can increase growth in drier seasons
- High level of hard seed ensures good regeneration
- Not known to cause bloat.

### Jester-SU


*Barrel medic*



- SU (sulfonylurea) residue tolerant
- Hard seeded barrel medic
- Similar flowering time to Jester
- Good aphid resistance (BGA & SAA)
- Comparable disease tolerance to Jester
- Australian bred.

### Jester

*Barrel medic*



- Hard seeded barrel medic
- Mid-season (110 days to flowering)
- Jemalong hybrid with improved performance
- Vastly improved aphid resistance (BGA and SAA)
- Retains distinctive leaf blotch of Jemalong
- Regenerates well after cropping phase of 1–3 years.

## Other medics

### **Strand medic** 2 – 4 kg/ha (in a mix)

*Medicago littoralis*

Annual forage legume that suits sandy/loamy soils in the neutral to alkaline pH range. Suits low-very low rainfall extensive grazing areas. Good for cereal/pasture rotations. Regenerates by re-seeding. Typically very hard-seeded.

### **Disc medic** 2 – 4 kg/ha (in a mix)

*Medicago tomata*

Annual forage legume that suits sandy/loamy soils in the neutral to alkaline pH range. Suits low-medium rainfall extensive grazing/cropping areas. Good for cereal/pasture rotations. Regenerates by re-seeding. Typically very hard-seeded.

### **Sphere medic** 2 – 4 kg/ha (in a mix)

*Medicago sphaerocarpus*

Annual forage legume that suits acidic medium to heavy soil, but is intolerant of waterlogging. Will grow in a wide pH range from about 5 to 8. Suits low - very low rainfall extensive grazing/cropping areas with unreliable rainfall and varying soil types. Regenerates by re-seeding.

### **Gama medic** 2 – 4 kg/ha (in a mix)

*Medicago rugosa*

Annual forage legume that suits heavier alkaline soils. Suits low-very low rainfall extensive grazing/cropping areas with unreliable rainfall and varying soil types. Upright growth habit is useful for an early hay crop. Regenerates by re-seeding.

### **Snail medic** 2 – 4 kg/ha (in a mix)

*Medicago scutellata*

Annual forage legume that suits heavier soils with a neutral to alkaline pH range. Suits low-moderate rainfall extensive grazing/cropping areas. Good for cereal/pasture rotations. Regenerates by re-seeding; soil disturbance often needed to obtain a good strike. Large seed pods are easily grazed by sheep.

## Other pasture legumes

### **Sulla** 8 – 12 kg/ha

*Hedysarum coronarium*

High-yield, short-lived (2–3 year) perennial crop for grazing, fodder and honey production. Contains condensed tannins which negate the threat of bloat. Sulla suits areas with relatively mild winters, although will tolerate some light frosts. Soils need to be free draining, with reasonable-good fertility and a pH greater than 5.8 (CaCl<sub>2</sub>).

### **Lotus (Greater lotus/Big trefoil)** 1 – 3 kg/ha (in a mix)

*Lotus pedunculatus*

Lower pH tolerant, deep rooted perennial legume for low rainfall areas. Will also suit marshy ground and re-claimed swamp areas. Tolerant of red legged earth mites. Non-bloating and highly palatable except when in flower.

### **Lotus (Birdsfoot trefoil)** 2 – 5 kg/ha (in a mix)

*Lotus corniculatus*

Summer active, perennial pasture legume that suits medium rainfall, frost-free areas unsuitable for lucerne. Will grow well in acidic soils and low phosphorus levels, although will respond to improved fertility. Not as tolerant to waterlogging as greater lotus. Slow to establish, does not tolerate continuous heavy grazing or hot summers. Non-bloating. Good companion for phalaris or tall fescue. Regenerates only from seed. Best sown in spring to avoid frost during establishment.

### **Messina** 5 - 10 kg/ha

*Melilotus siculus*

Messina is used in saline, winter-wet sites where other legumes may struggle or not survive. It is suited to mildly acidic to moderately alkaline soils in low-medium rainfall zones. Messina may grow to around 80cm high and has similar feed vales to annual and sub-clovers. It is aerial-seeding annual legume with moderate levels of hard seed.



### **Serradella** 3 – 6 kg/ha (in a mix)

*Ornithopus spp.*

Acid, aluminium tolerant annual legume that suits well drained sandy soils. Suitable for grazing and hay production in low rainfall areas. Non-bloating. Tolerates red legged earth mites. Regenerates by reseeding, seed hardness depends on species:

#### French (pink) Serradella:

High levels of soft seeds, prostrate growth habit

#### Yellow Serradella:

Mostly hard-seeded, more upright growth, most persistent

#### Hybrids:

Intermediate level of hard seeds, intermediate growth habit.

### **Biserrula** 4 – 6 kg/ha (in a mix)

*Biserrula pelecinus*

Low pH tolerant, deep rooted annual legume for low rainfall areas. Tolerant of red legged earth mites. Needs to re-generate from re-seeding each year. Varying levels of hard-seed depending on the variety.



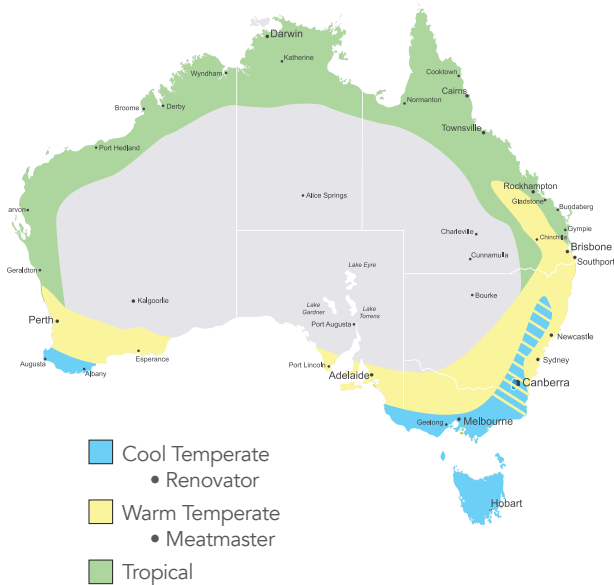
# Pasture blends and mixes

**Grow with Confidence**



# Premium pasture blends

Premium seed blends formulated using Barenbrug's strong agronomic, technical and research advantage. The Renovator® and Meatmaster® blends are designed using only the highest quality seed and are 'ready to sow' providing livestock farmers with the best possible pasture outcomes.



Tropical Meatmaster blends are described on pp 150–158.

Key to following pages:

- D** Dairy
- B** Beef production
- L** Lamb production
- W** Wool and general sheep production
- E** Equine – horses, ponies etc
- F** Fodder production – silage and hay
- C** Cropping break option
- I** Irrigation very suitable

# Renovator guide


For cool-temperate southern Australia.

	Purpose	Stock / use pattern	Premium pasture blend	Page
<b>Perennial pasture</b>	High performance	Dairy, beef	Renovator HR	76
	Performance, tougher sites	Dairy, beef, lamb	Renovator 850i	76
	Performance, summer dry	Dryland dairy, beef, lamb	Renovator 700+	77
	Marginal ryegrass country	Beef, sheep	Renovator Grazier	78
	Extensive, summer moisture	Beef, sheep, equine	Renovator 500+	79
	Extensive, summer dry	Beef, sheep, equine	Renovator GT	80
	General use	Equine	Renovator Equine	78
	Tougher conditions	Equine/general	Hardy Horse Blend	81
<b>Oversowing</b>	2–5 year pasture extension	Dairy, beef, lamb	Renovator Elite	77
<b>Short-term options</b>	Winter feed, early summer grazing	Grazing, silage, hay	Renovator SR	80
	Spring silage	High yield specialty silage	Spring Silage Blend	82

## DBLFI | Very late maturing

### Renovator HR

Premium pasture blends



#### High performance dairy and finishing

Renovator HR is a high performance and palatable blend for high rainfall and irrigated application. Bealey and Impact 2 are two late flowering perennial ryegrasses for improved animal production and freedom from staggers. Storm and Weka white clovers provide excellent grazing tolerance and persistence with year round production, with the advantage of AgriCote.


Variety	Species	%
Bealey	Perennial ryegrass	50
Impact 2	Perennial ryegrass	35
Storm	White clover	7.5
Weka	White clover	7.5

Sowing rate: 25-30 kg/ha

## DBLFI | Late maturing

### Renovator 850i

Premium pasture blends



#### Performance dairy and finishing, harder going

The Renovator 850i formulation produces a highly productive permanent pasture for high rainfall or irrigated applications. Rohan and Impact 2 are densely tillered, higher performance diploid perennial ryegrasses. Both aid recovery from potential pugging and improve persistence under more challenging conditions. AgriCote Storm and Weka white clovers combine to provide year round production and excellent grazing and heat tolerance.


Variety	Species	%
Rohan	Perennial ryegrass	40
Impact 2	Perennial ryegrass	40
Storm	White clover	10
Weka	White clover	10

Sowing rate: 25 kg/ha

## DBLFI | Very late maturing

### Renovator Elite

Premium pasture blends



#### Dairy and finishing, oversowing

Renovator Elite is ideal for providing a 3-4 year high-performance pasture. Excellent cool-season growth and very late finishing. Good capacity for irrigation response over summer oversowing run-down or clover dominant pastures, or for pure ryegrass swards. This combination provides even growth, easy spring management and all round performance from Bealey tetraploid perennial ryegrass and extra yield potential from Shogun tetraploid hybrid. NEA endophyte to assist with persistence. Ideal for oversowing into existing tetraploid pastures.


Variety	Species	%
Bealey	Perennial ryegrass	50
Shogun	Hybrid ryegrass	50

Sowing rate: 25-35 kg/ha (Pure Stand), 20 kg/ha (Oversowing)

## DBLWFI | Mid-late maturing

### Renovator 700+

Premium pasture blends



#### Performance in dryland dairy/finishing


Renovator 700+ is a highly productive permanent pasture blend for higher rainfall dryland applications, and also very much suited to elevated, winter-cold areas. The inclusion of the all-round performance of Impact 2, and the hardy nature of Kidman combines to offer a resilient, high quality pasture. Storm white clover has excellent cool-season growth, high yield and excellent feed quality. Monti and Denmark sub-clovers will increase pasture persistence through good seed-setting and performance under dry conditions.

Variety	Species	%
Impact 2	Perennial ryegrass	32.5
Kidman	Perennial ryegrass	32.5
Storm	White clover	10
Monti	Sub-clover	12.5
Denmark	Sub-clover	12.5

Sowing rate: 25 kg/ha



**BLWEF | Winter active**  
**Renovator Grazier**  
*Premium pasture blends*




**Early season ryegrass blend**

Renovator Grazier is a productive high quality grass and clover pasture for moderately medium - high rainfall areas where late season rain is unreliable. AgriCote sub-clovers ensure good legume growth and improved energy with Kidman and Barberia providing excellent bulk growth that will not cause staggers.

Variety	Species	%
Kidman	Perennial ryegrass	30
Barberia	Hybrid ryegrass	30
Howlong	Cocksfoot	10
Monti	Sub-clover	15
Campepa	Sub-clover	15

Sowing rate: 25 kg/ha

**BLWEF | All year growth**  
**Renovator Equine**  
*Premium pasture blends*




**Low maintenance horse blend**

This is a fast establishing, productive, hardy and reliable blend suitable for all classes of horses. Governor will provide excellent grazing quality as well as the bulk of a spring flush for hay making if required. Barberia ryegrass is highly winter active giving the pasture blend year-round growth.

Variety	Species	%
Fortune	Tall fescue	30
Governor	Perennial ryegrass	30
Barberia	Hybrid ryegrass	40

Sowing rate: 25-50 kg/ha

**BLWEFI | Summer active**  
**Renovator 500+**  
*Premium pasture blends*



**Hardiness, performance, summer moisture**

Renovator 500+ is a productive high quality permanent pasture suited to heavier soil types with good water holding capacity. Renovator 500+ gives an optimum mix of seasonal production and persistence, and will particularly suit heavier soil types and areas that can capture some summer moisture. Ideal for year round set-stocking or rotational grazing and hay production. AgriCote SARDI 7 Series 2 can be included to assist spring, summer and autumn growth.

Variety	Species	%
Fortune	Tall fescue	32.5
Barberia	Hybrid ryegrass	20
Howlong	Cocksfoot	10
Holdfast GT	Phalaris	10
Denmark	Sub-clover	10
Monti	Sub-clover	10
Palestine	Strawberry clover	7.5


Sowing rate: 18-25 kg/ha



## BLWEF | Summer dormant

### Renovator GT

Premium pasture blends



#### Hardiness, performance, summer dry

Renovator GT has been developed as a long-term, productive and persistent pasture for extensive cattle and sheep enterprises. It has the resilience of the most highly grazing tolerant phalaris, a hardy cocksfoot, with the cool season productivity of an early heading perennial ryegrass. The clovers are highly productive as well as being prolific re-seeders. Renovator GT will suit a wide range of soil types, modest as well as higher rainfall areas, will cope with dry years and continue to be productive in the longer term.


Variety	Species	%
Kidman	Perennial ryegrass	35
Holdfast GT	Phalaris	20
Mintaro	Sub-clover	15
Campepa	Sub-clover	15
Storm	White clover	7.5
Howlong	Cocksfoot	7.5

Sowing rate: 15–22 kg/ha

## DBLFCI | Short-term

### Renovator SR

Premium pasture blends



#### Quality grazing and fodder 1–2 years

Renovator SR offers the combination of Hogan for fast establishment and high winter growth and combines Tempo Italian ryegrass for longer lasting feed into the late spring-early summer. AgriCote annual clovers improve the quality of pasture for grazing, silage or hay production.


Variety	Species	%
Tempo	Italian ryegrass	30
Hogan	Annual ryegrass	50
Laser	Persian clover	20

Sowing rate: 25–30 kg/ha

## BLWEFI | Perennial pasture

### Hardy Horse

Premium pasture blends



As there is a regular demand for a ryegrass-free equine pasture, Hardy Horse blend provides a persistent and productive solution. These deep-rooted grasses combine to deliver year-round feed where moisture is available, and excellent drought hardiness. Clovers are included to balance the pasture, fix natural nitrogen and feed the pasture for the long-term. It is suitable for most soil types in the medium-high rainfall areas of temperate Australia that have typical summer dry seasons. Hardy Horse blend finds favour with horse owners and smaller operations that have a range of stock classes.

Variety	Species	%
Bareno	Pasture brome	40
Howlong	Cocksfoot	10
Fortune	Tall fescue	10
Prosper	Tall fescue	10
Weka	White clover	10
Campepa	Sub-clover	10
Monti	Sub-clover	10


Recommended sowing rate: 30–35kg/ha minimum. 50kg/ha where fast ground cover is required.



## DBLFCI | Yield and quality

### Renovator Spring Silage Blend

Premium pasture blends



#### High yield silage crop (pea and oat mix)

Spring silage blend offers an excellent later planting option for good silage production in southern areas. Usually sown from June to September in higher rainfall areas with a typically longer spring season. High yield of good quality feed may be produced from a modest area over a relatively short period. Express oats provide yield, energy and reliable bulk. Field peas add protein and improve digestibility and overall animal performance. Silage inoculation is usually advisable at harvest time. Harvest when the pea is at flat pod or the oats milky-dough, whichever is first.

Variety	Species	%
Express	Forage oats	40
Morgan	Field pea	60

Sowing rate: 120–180 kg/ha

### Custom blends

The range of Renovator and Meatmaster blends contain excellent options for many applications. Particular circumstances and preferences will often dictate that specific mixes may be needed for certain situations. Barenbrug has a number of seed mixing locations and would be pleased to accommodate specific requirements.

Please get in touch with your Territory Manager to discuss your individual needs and we'd be pleased formulate a custom blend.

## Meatmaster guide


For warm-temperate inland and coastal Australia.

	Purpose	Stock / use pattern	Premium pasture blend	Page
Longer-term pasture	High performance	Dairy, beef, lamb	Meatmaster B-Double Mix	83
	Specialty finishing	Beef, lamb	Meatmaster LC	84
	Performance, summer moisture	Beef, sheep	Meatmaster HP	84
	Extensive, summer moisture	Beef, sheep, equine	Meatmaster 500	85
	Extensive, summer dry	Beef, sheep, equine	Meatmaster GT	85
	Extensive, acid/aluminium soils	Beef, sheep, equine	Meatmaster AT	86
Short-term options	Winter feed focus	Grazing, silage, hay	Meatmaster ST	86

## DBLFCI | Long-term

### Meatmaster B-Double Mix

Premium pasture blends




#### High yield grazing and fodder 2–4 years

The B-Double Mix is an ideal combination of high performance, highly palatable ryegrasses designed to provide year round, quality feed for maximum production. The mix combines the strong late spring and summer growth of Bealey with Barberia's explosive late autumn, winter and early spring feed.

Variety	Species	%
Bealey	Perennial ryegrass	60
Barberia	Hybrid ryegrass	40

Sowing rate: 15–25 kg/ha

**DBLFI | Finishing blend**  
**Meatmaster LC**  
*Premium pasture blends*




**Finishing blend 3–4 years plus**

A highly palatable and nutritious pasture for use in high rainfall or irrigated, intensive systems with an emphasis on finishing numbers of prime stock. The lucerne and chicory produce quality feed from spring to autumn with improved animal performance when summer grasses are below optimal quality.

Variety	Species	%
Commander	Chicory	25
SARDI 7 Series 2	Lucerne	75

Sowing rate: Marginal/dryland 6–10 kg/ha,  
 Irrigation/high rainfall 15–20 kg/ha

**DBLFI | Long-term pasture**  
**Meatmaster HP**  
*Premium pasture blends*




**Summer rainfall**

A productive year round pasture for the 600 to 800 mm rainfall or summer temperate tablelands environments. This mix provides production and persistence in high performance grazing systems.

Variety	Species	%
Fortune	Tall fescue	75
Storm	White clover	10
Morrow	Red clover	15

Sowing rate: 20–25 kg/ha

**BLWEFCI | Long-term pasture**  
**Meatmaster 500**  
*Premium pasture blends*




**Hardy blend late areas**

A long term pasture for use in 500 to 650 mm winter dominant rainfall zones with later spring rainfall. Provides high spring/summer production with solid winter growth from Prosper, Holdfast GT and a productive sub-clover mix.

Variety	Species	%
Fortune	Tall fescue	30
Prosper	Tall fescue	20
Holdfast GT	Phalaris	20
Mintaro	Sub-clover	10
Campeda	Sub-clover	10
SARDI-Grazer	Lucerne	10

Sowing rate: 18–20 kg/ha

**BLWEF | Long-term pasture**  
**Meatmaster GT**  
*Premium pasture blends*



**Hardy beef and sheep blend**

Designed as a general purpose, extensive beef and sheep mix. Holdfast GT is a highly winter active and set-stock tolerant phalaris with reduced toxicity issues. Mintaro and Campeda sub-clovers offer productivity and resilience through good regeneration and excellent ability to self-inoculate (from back-ground rhizobia) in subsequent years.


Variety	Species	%
Holdfast GT	Phalaris	45
Mintaro	Sub-clover	27.5
Campeda	Sub-clover	27.5

Sowing rate: 8–15 kg/ha

## BLWEF | Long-term pasture

### Meatmaster AT

Premium pasture blends



AgriCote 400+ mm 5.0-8.0 Wide Range

#### Hardy beef and sheep blend

Developed for extensive areas with a typically low pH, or high levels of aluminium at depth. Where other grasses struggle in wet, acid conditions, Advanced AT can offer a very productive option. Howlong cocksfoot is included to colonise drier spots in an undulating landscape.

Campeada and Monti sub-clovers have good tolerance to water-logging, acidic soils and are prolific re-seeders.


Variety	Species	%
Advanced AT	Phalaris	30
Howlong	Cocksfoot	10
Campeada	Sub-clover	30
Monti	Sub-clover	30

Sowing rate: 8-15 kg/ha

## DBLWFCI | Short-term pasture

### Meatmaster ST

Premium pasture blends



AgriCote 600+ mm 4.8-8.0 Wide Range

#### High yield grazing and fodder 1 year

A fast establishing, highly productive annual mix ideal for high quality winter grazing and spring hay or silage. Suited to irrigation or 550 mm+ winter dominant rainfall broad acre systems.

Variety	Species	%
Vortex	Annual ryegrass	80
Laser	Persian clover	10
Vista	Balansa clover	10

Sowing rate: 12-15 kg/ha

# Lucerne



Grow with  
Confidence

# Lucerne

## Lucerne

*Medicago sativa*

In Australia, lucerne is used as a long-term pasture for grazing and/or hay production, a short term stand in cropping rotations, or as the legume component of mixed pastures. Being a legume, lucerne has the ability to fix atmospheric nitrogen, providing nitrogen for its own growth, to companion species or increasing soil nitrogen levels for subsequent crops.

Lucerne can utilise more rainfall and dry the soil profile with a large taproot that can easily grow to three metres depth or more to access deep soil moisture. This taproot also acts as an energy store for the plant making established lucerne very hardy.

Lucerne has a moderate tolerance of salinity, which combined with its ability to dry the soil profile and lower the water table makes it a useful tool in managing soil salinity, particularly as an option in recharge areas.

The main limitations to lucerne's use in Australia are soil waterlogging and high soil aluminum ( $Al^{3+}$ ) levels which inhibit root development and cause difficulties with establishment.

Modern lucerne varieties are now available that have been developed in Australia under grazing for Australian conditions. They have adequate resistance to key pests and diseases verified in Australia, ensuring they have the best chance of performing in our unique environment.

Selection of the right lucerne variety is a crucial component of establishing a successful, productive and profitable lucerne stand.

	350– 400 mm rainfall	450– 600 mm rainfall	600– 800 mm rainfall	800 mm+ rainfall/ irrigation
Sowing rates kg/ha	4–6	6–8	10–15	18–25

## Yield potential and fertility

Lucerne can produce a wide range of yields potentially ranging up to 10–25 tonnes DM/ha/yr. Phosphorus and potassium (K) maintenance are essential, especially in a cut and carry operation where high levels of K (20–30K/t of DM) leave the paddock. For each 10t DM this equates to 200 kg calcium (Ca), and when compared to 360 kg Ca in one tonne of limestone lime, indicating that on average 1T lime/ha every two years or so is required to maintain calcium nutrition as well as to help manage pH and aluminium.

Fertiliser is generally applied at intervals that suit the grower. Ideally this is programmed with each cut, but may be only once or twice a year. Molybdenum (Mo) is essential for plant growth and healthy nitrogen fixation. Consider applying 150–200 g/ha of sodium molybdate or equivalent every 4–5 years where levels are typically low or Mo is neglected from other parts of the system or rotation. Mo should always be applied with copper included in the program to help avoid animal health issues.

**Crop removals:** For each tonne of dry matter (DM) removed, the following nutrients are lost.

Nitrogen	20–30 kg
Phosphorus	2–3 kg
Potassium	15–20 kg
Sulphur	2–4 kg
Calcium	10–17 kg
Magnesium	2–4 kg
Zinc	20–50 g
Copper	5–10 g
Boron	25–40 g
Manganese	35–50 g
Iron	50–100 g



## As a pasture mix

When sowing lucerne as a pasture mix, establish it with a low vigour grass such as a winter active fescue, phalaris or a winter active cocksfoot. It may be better to establish the lucerne first and introduce the companion varieties a season or two later, especially for producers unfamiliar with lucerne management.

## Undersowing in cereals

If undersowing lucerne with a cereal grain crop, cut the cereal rate back to 50% to ensure a good lucerne stand is maintained. Expect lower cereal yields as a consequence.

## Cutting

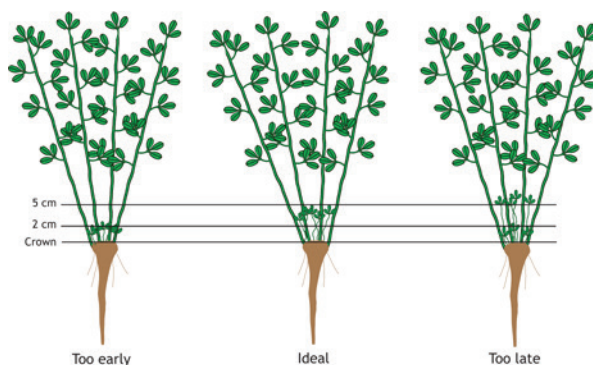
Cutting lucerne needs to be done at or a bit before 10% flowering, but note the height of new shoots at the base of the crop, and ensure that they are not damaged as they will be the next crop (best method of assessing cutting timing). Conditioner rollers are useful for quick drying. Double conditioning has been used. Re-cutting depends on seasonality, climate and dormancy.

Dormancy	Days (potential cutting interval under ideal summer growing conditions)
Winter dormant	30 – 34
Winter active	27 – 30
Highly winter active	25

## Grazing management

Ideal management of grazing would require a short, sharp grazing period of 2–3 days, followed by a rest and regrowth period of around 20–25 days over summer and longer over winter, with the stock introduced at around 5–10% flowering and the crop evenly defoliated. This, however, is rarely achievable due to various factors, but the principles borne in mind and grazing management adopted which tends towards this regime. In practice, lucerne will handle limited set-stocking for a period of weeks or a month or two. If periods of set-stocking or lax rotational grazing are likely to occur, there are a number of key things to bear in mind and include in the program.

Stock will tend to graze the leaves in preference to the stems. This may lead to excessive protein intake leading to issues such as red-gut, and potentially bloat. In terms of stock performance, lax grazing may see an initial increase in performance, then the production levels fall off as stock are left with a high proportion of stalks on offer. Try to adopt a system where the entire stalk is consumed along with the leaves. Stock density will be important. Modern cultivars selected for high leaf:stem ratio such as the SARDI range will also help. Consumption of the leaf and stalk together is a relatively balanced diet for ME, CP and fibre.



## Root reserves

Allowing the crop to have at least one good flowering per year will aid replenishment of root reserves. Ideally, use the appearance of new shoots at the base of the plant (approximately 10% flowering) to determine cutting/grazing timing – this will help top-up root reserves during the year. This will ideally take place in mid-late autumn, as the plant will then contain good reserves to come away the following spring. The feed reserve built up over the rest period in autumn can be fed off as valuable early winter feed, prior to winter cleaning sprays.

## Winter dormant lucerne

Winter dormant lucernes grow actively through spring and summer and into early autumn when growth rates decline. They can be very productive under high rainfall or irrigation, but less productive than winter active types in regions with winter dominant rainfall below 650 mm.

These varieties generally have a low prostrate crown giving good grazing tolerance and improving persistence. They also have a high leaf to stem ratio which can contribute to higher feed and hay quality. Winter dormant lucernes are not suited to late autumn/early winter sowing.

These lucernes are best suited to irrigated hay production or long-term pasture situations in colder, wetter environments, where rainfall continues into late spring and early summer, and winter grazing is provided by other pastures or crops. Winter dormant lucernes can also be used in mixtures with perennial grasses.

## Grazing tolerant lucerne

Growers should select lucerne cultivars developed for and selected under grazing in Australia. These have been screened and re-selected under protocols which provide such features as a low and broad crown, high number of auxiliary buds, and have been subjected to very high grazing pressure for extended periods. The Australian program run by SARDI and Barenbrug has these features built in as breeding objectives, which result in the high resilience to grazing of all varieties in the range.



## Dormancy 6 SARDI-Grazer Lucerne



- The most grazing tolerant commercial lucerne variety currently available in Australia
- Winter active
- Persists under periods of set-stocking up to two months once established
- Requires minimal rotational grazing management
- Exceptional persistence across a range of environments from low to high rainfall, dryland and irrigation
- Broadly adapted to a variety of farming systems
- Well suited to mixed swards with perennial grasses such as winter active tall fescue, cocksfoot or phalaris.

SARDI-Grazer is the most persistent and grazing tolerant lucerne currently available in Australia. A new variety, it was established primarily for use in cropping rotations, where large paddocks limit the use of rotational grazing. It delivers superior persistence where uneven grazing causes areas of paddocks to be heavily grazed before others can be properly utilised. It is also useful in permanent pastures in the medium to high rainfall areas where long periods of continuous grazing (more than four weeks) by sheep or cattle is common practice.

SARDI-Grazer was developed by SARDI and the Department of Agriculture and Food, Western Australia, with funding from the GRDC. The final parental plants used to develop this variety were selected based on resistance to aphids and diseases (BGA, SAA, PRR and Anthracnose), herbage yield and quality plus winter activity rating. SARDI-Grazer is the ideal choice for grazing enterprises where mob sizes restrict rotational grazing and when a long-term stand is required.

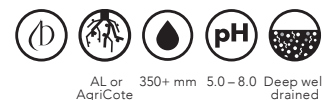
## Winter active lucerne

Winter active lucernes have an intermediate crown and can provide excellent grazing tolerance and persistence. They are the most versatile and therefore the most popular lucerne group, giving good growth into late autumn and holding their quality longer than highly winter active varieties.

Winter active varieties are best suited to medium term mixed farming situations that require grazing tolerance and the ability to make good quality hay. They are well suited to irrigated or dryland production and are useful as a pure stand or as a perennial legume component in pasture blends for regions with 450–650mm winter dominant rainfall.


These lucernes also make excellent permanent summer forage crops in the high rainfall dairy regions because they provide feed over a longer period than summer brassicas without the same insect problems.

## Dormancy 7 SARDI-7 Lucerne



- The most broadly adapted dormancy 7 lucerne currently available
- Produces many fine, upright stems which carry a high number of large leaves
- Persistent and tolerant of grazing
- Broad pest and disease resistance profile
- Higher total dry matter than more winter dormant varieties
- Suited to continual harvesting, hard grazing and treading
- Replacement for the original SARDI 7.

## Dormancy 7 Genesis II Lucerne



- 3–5% improved herbage yield compared to Genesis
- Semi winter active variety resistant to major root diseases
- Well suited to hay and grazing production systems
- Excellent persistence
- Demonstrates good resistance to major aphid groups
- Genesis II is a replacement for the original Genesis.

## Highly winter active lucerne

Highly winter active lucernes are bred for late autumn/early winter sowing and have excellent seedling vigour for undersowing. Some of the newer Australian bred material in this group has increased grazing tolerance because it was selected from and developed for these broadacre grazing systems.

These lucernes have a more upright crown and erect growth habit and are well suited to a 2–4 year cropping rotation system in the 300–500 mm rainfall zones. They provide maximum growth from winter dominant growing season rainfall. Generally highly winter active lucernes do not persist as well as more dormant types.

## Dormancy 10 SARDI-10 Lucerne



- Multiple screens for excellent disease and insect resistance
- Very good seedling vigour
- Highly productive 3–4 year option
- Suited to cropping rotations, pasture mixes and year round hay production systems
- Improved forage production and persistence over SARDI 10
- High winter growth and grazing tolerance.

# Forage brassicas and herbs

Grow with  
Confidence



## Forage brassicas

Sowing rates vary widely, and depend on many factors including:

- condition of the seed-bed at sowing time, method and accuracy of sowing equipment
- seed size
- length of time to maturity

Brassicas need a fine, weed-free seed bed, with a pH of 5.5 or above. Crops may respond to boron, molybdenum and phosphorus. Nitrogen application is usually needed, but care should be taken to avoid nitrate poisoning, particularly with drought (or other) stressed crops. Brassica crops will often respond well to appropriate applications of potassium, as this will tend to aid keeping ability and leaf retention. High rates of sulphur are not advised unless the site is particularly low in S. Newly introduced stock should be carefully monitored, and may take a little time to become accustomed to the crop. Flowering crops should not be fed to livestock.

Within the brassica options there are good forage solutions as well as great versatility. As maturity times are relatively predictable, brassicas offer a terrific tool for feed budgeting to meet forage demand and output targets. Seek specific advice for your situation.

### **Forage rape** 2 – 5 kg/ha

*Brassica napus*

Rape is a fast maturing leafy, single or multi-graze crop that can be sown for summer, autumn or winter feed. It typically has higher protein and dry matter percentage than turnips. Rape can be sown from early spring to late summer in southern areas, or may be used as valuable winter feed by autumn sowing in many climates.

Usually sown as a lone stand, but may be sown in combination with other summer forages such as millet, or often sown for winter feed in combination with annual or Italian ryegrasses with good results. Rape's feed value is high, but usually the crop must be mature before grazing approximately 10–12 weeks after sowing. Some varieties are suitable for grazing at 8–10 weeks.






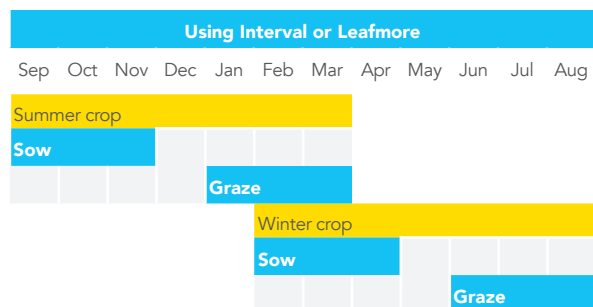
## Intensive forage

### Interval

#### Forage rape



- Tall, fast establishing rape
- Excellent for both summer and winter feed
- Offers valuable feed opportunities for farmers wanting to finish stock
- Can be used as a summer crop where 1 to 2 grazings are required or as a late spring/early summer sown crop
- Strong frost tolerance and resistance to powdery mildew.



Maturity date: 56–84 days

Typical yield: 5–8 t DM/ha

Typical ME: 12 MJ/kg DM


Sowing rate: 4 kg/ha

(Maturity dates and yields depend on sowing time and number of grazings)

## Extensive forage

### Leafmore

#### Forage rape



- Cross between Winfred and Emerald
- Superior cold growth habit and frost tolerance
- Vigorous establishment and high yielding
- Early maturity to first grazing (8–10 weeks)
- Suitable for autumn and spring sowing
- Excellent regrowth for up to 4 grazings
- Multi-stemmed with semi erect growth habit
- High forage quality with good leaf to stem ratio and high dry matter.

## Turnips 1 – 4 kg/ha

### Brassica campestris


There is a great range in the types and maturity times of turnips. Tankard shaped varieties are suited to dairy and beef operations as they are often easily pulled out during grazing. Globe shaped types generally hold better in the ground and can be used for sheep as well as cattle. Maturity ranges from 10–12 weeks for vigorous, high yielding summer types, through to over 16 weeks for slower-growing, but higher yielding keeper types typically used for grazing in autumn and winter.

## Summer turnips 2 – 3 kg/ha

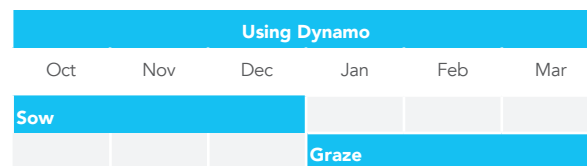
### Summer feed

#### Dynamo

#### Turnip



Dynamo is a globe shaped turnip providing a high yielding summer crop. It provides large volumes of low cost, quality feed when pasture quality and quantity declines. Dynamo produces a good level of bulb (around 45% of total yield), giving it an advantage in seasons when high levels of leaf diseases or pests are present. Ready to graze 10–14 weeks after sowing. Suits dairy systems, sheep and cattle.




Maturity date: 60–90 days

Typical yield: 8–12 t DM/ha

Typical ME: 12–14 MJ/kg DM

Sowing rate: 2–3 kg/ha





## Leafy turnips 4 – 6 kg/ha


*Brassica campestris spp rapa*

These are a turnip/rape or turnip/cabbage cross that will grow a small bulb with high leaf yields. They provide the quickest feed, often in 6–8 weeks, and with good grazing management can offer multiple grazings. Leafy turnips can be sown from September to March. Feed will not keep however, and when ready the crop must be grazed, or they will typically bolt to flower. Newer varieties offer better stock acceptance, partly due to a smoother leaf surface.

### Fast feed

#### Falcon

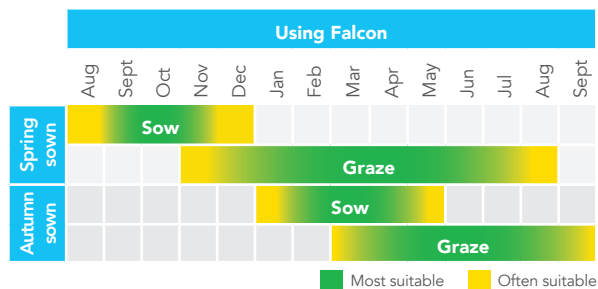
Hybrid leafy turnip



- Quick feed in 6–8 weeks - suits sowing from early spring to mid-autumn
- Excellent companion plant for spring or autumn sown annual forages
- A break crop as part of a pasture renovation program
- May be used in a mix with other species for specific outcomes, although has excellent feed quality attributes when sown as a sole variety
- Very suitable for dairy, finishing and extensive sheep and cattle enterprises.

### Advantages over alternatives:

- 10–15% yield advantage over older varieties
- Improved early vigour
- High stock acceptance and improved palatability
- Excellent recovery from grazing



## Keeper turnips

Summer turnips such as Dynamo reach their yield potential over a relatively quick 10–12 weeks and will typically continue to grow and retain quality to a degree up to 14–16 weeks, especially under mild conditions and good fertility.

Longer maturity, or “keeper” turnips have a longer growing season requirement with the benefit that they tend to hold their bulb quality well into the later season. Purple turnips such as Mammoth Purple Top (MPT) require 16–20 weeks to reach their yield potential, and the white fleshed Green globe may require 20–24 weeks. Keeper type turnips have a significantly harder bulb and should be considered for mature stock classes. They are a very useful type of turnip, although most varieties have been around for decades and we often see less leaf and bulb disease tolerance when compared to modern developments in summer turnips.

## Swedes 1 – 4 kg/ha

*Brassica napobrassica*

Swedes are sown from November to January to provide autumn and winter feed for sheep and cattle. They offer the highest dry matter content amongst the brassica options. The bulbs keep very well, and can be an excellent option for feed budgeting in areas with cold winters. Slow growing, but good feed on offer after 20–24 weeks.



## Kale 4 – 6 kg/ha


*Brassica oleracea*

Kale is normally sown from mid October to January to provide feed from mid autumn through winter. This is an erect plant, with the stem providing a high proportion of the feed on offer. Feed value is usually somewhere between that of turnips and rape and high yields are possible. Kale keeps well in the cooler months and grazing time can be flexible. There is re-growth potential if 100–150mm of stem is left, although the first grazing constitutes the main target yield. Most varieties are quite tall and suit cattle only, whilst there are shorter types that suit sheep.

### Winter yield

#### Caledonian

*Kale*



Caledonian is a tall, high yielding kale that provides excellent winter feed for cattle. Caledonian is a marrow stem variety, with soft nutritious stems that offer better ME and greater utilisation than other tall kales. The main difference is in the lower part of the stems. It has good winter hardiness and, like all kales, has good club root tolerance. Maturity in 5–7 months.

Using Invitation									
Nov	Dec	Jan	Feb	Mar	Apr	May	Jun	Jul	Aug
Sow									
						Graze			
Maturity date: 150–220 days					Typical ME: 11–12 MJ/kg DM				
Typical yield: 12–16 t DM/ha					Sowing rate: 4–5 kg/ha				



## Forage herbs

### Chicory 5 – 8 kg/ha

*Cichorium intybus*

Chicory is a persistent leafy herb lasting 2–3 years with a large tap root. It performs best in fertile, free draining soils in regions of greater than 550 mm rainfall. It has potential for high dry matter of excellent quality with most growth through warmer periods.

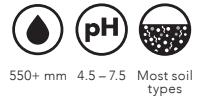
Chicory should be sown at 5–6kg/ha as a sole stand or at 1–2kg/ha as part of a grass clover mix. Often used as an annual (summer) forage in combination with millet, clover or forage brassicas.

Chicory requires a well prepared seed bed and soil temperatures of greater than 10°C for successful establishment. Chicory should be rotationally grazed on a 4–6 week rotation and will require added nitrogen for maximum performance.

### High yield

#### Commander

*Chicory*



- Chicory for high performance sites
- 15–20% higher yield than prostrate types
- Performs all year round including winter
- Fast establishment and regrowth after grazing
- High quality winter active forage chicory
- Erect growth habit offers high utilisation
- Responds to summer rain and irrigation
- Low crown gives good persistence over 2–3 years
- Alternative to brassicas for summer forage
- Sown at 5–6 kg/ha with legumes and 1–2 kg/ha as part of a pasture mix



## Plantain 3 – 5 kg/ha

*Lantago lanceolata*

A drought tolerant, deep tap-rooted perennial herb with high digestibility. Spring or autumn sown, with potential for year-round growth. Usually sown as a specialist paddock, as weed control options in mixed pastures may be limited. Has application in wet and slightly acidic sites where lucerne persistence may be compromised.

## Captain

*Plantain*



550+ mm 4.5 – 7.5 Most soils

- Upright, narrow-leaf plantain for good animal acceptance
- Improved cool season activity over other plantain cultivars
- Leading total forage production
- High forage quality and mineral content
- Fibrous root system which aids in recovering soil N
- Well adapted to lighter, more acidic soils
- Improved breeding selection from Tonic.

## Phacelia 4 – 10 kg/ha

*Phacelia tanacetifolia*

Phacelia, also known variously as blue tansy, scorpion weed or fiddleneck, is a member of the borage family that originates from south-western North America. It is widely cultivated for use as a constituent in green manure crops, cover crops and diverse annual forage mixes. Phacelia is also very highly regarded as a bee forage and for beneficial insects such as hoverflies. Phacelia may be autumn or spring sown.

## Fodder beet 4 – 6 kg/ha

*Beta vulgaris*, (mangelwurzel group)

Fodder beet is a long maturity specialty crop for grazing or lifting. Beet seed is sown in mid-late spring, grown through the summer and early autumn for late autumn and winter forage or for lifting, storage and subsequent feeding out.

Fodder beet has very high yield potential and energy levels. The leafy tops constitute around 20% of the total yield and are high in protein, whilst the bulbs are high in energy and constitute the main yield. Beets are very well suited to wintering cows, beef operations and may also be used for sheep and deer. Beet varieties range from low density, grazing only types, through intermediate, dual purpose varieties, to high dry-matter cultivars developed especially for lifting.

Fodder beet production requires planning and commitment, and whilst input costs are high, yield potential offers the opportunity to produce a very high yield from a small area of high quality feed, at low cost per kilogram of dry-matter.

Compared to brassicas, beets have fewer pest threats, although various cut worms can challenge establishing crops. Weed control challenges are best met through good preparation, timely accurate (precision) sowing, good moisture management and a range of well executed herbicide programs. Whilst fertiliser programs are specific to paddock situations and yield expectations, beets are a high input and high output crop, requiring a robust fertiliser and management program.

Your Territory Manager can help you consider beet in context with other options or in-field challenges. There are also some important considerations around introducing stock, grazing management and aspects of harvesting and post-production paddock management. It is highly recommended to engage an experienced agronomist to help manage your beet crop to meet expectations.

## Winter yield

### Robbos

Fodder beet



600+ mm/irriga. 6.0-6.5 Soil well drained

Robbos fodder beet is one of the highest yielding varieties in the medium DM category and has shown excellent leaf health through autumn, winter, and early spring, when other varieties become vulnerable to disease. This is important because the leaf generates all of the energy which goes toward bulb growth, and also comprises a high percentage of the crop's total protein.

Robbos is a true mono-germ variety with DM content of 14-16% giving it much higher yield potential than lower DM types. With an orange-yellow bulb which sits 45-50% above ground, it is well suited to grazing by all stock types.

Best feeding method	Grazing (but can be lifted)
Bulb DM content	Medium (14-16%)
Sowing rate	80-90,000 seeds/ha
Typical yield	18-24 t DM/ha; >24t with summer moisture

## Lifting beet

### Blizzard

Fodder beet



600+ mm/irriga. 6.0-6.5 Soil well drained

Blizzard is a white lifting variety with high DM content (20-22%). It can produce very high DM yields, and should be used when maximum yield/ha is sought from a lifted crop. Blizzard bulbs will store longer in a windrow than lower DM types when leaves are removed.

It has shown excellent leaf holding ability and disease resistance to help maximise yield potential before bulbs are lifted. Grazing Blizzard is not advised because a high proportion of the bulb is in the ground, reducing utilisation when fed in situ.

Best feeding method	Lifting only (specialist lifting type)
Bulb DM content	High (20-22%)
Sowing rate	100,000 seeds/ha
Typical yield	20-25 t DM/ha; >24t with summer moisture

# Vetch

Grow with Confidence



# Vetch

Vetch is a winter and spring growing annual legume that is commonly used as a disease break in cereal cropping rotations.

Vetch is often sown in combination with cereals for quality hay. It is often highly sought as a fodder to support dairying due to excellent quality and palatability.

It may be suitable for spring sowing in higher latitude, cold winter areas. Common vetch may be used for grain. Vetch has the ability to improve soil fertility by fixing large amounts of nitrogen (N) to the soil, which helps to meet the needs of following crops. It responds well to a wide range of soil types, however it does not tolerate water-logging.

There are a number of different vetch species, the most useful being:

## Common vetch (*Vicia sativa*)

e.g. Morava, Rasina, Volga, Languedoc and Blanchefleur.  
Uses: Grazing, silage, hay, grain, larger seed size, lower % hard-seeded.

## Woolly-pod vetch (*Vicia villosa*)

e.g. Capello, RM4, Haymaker and Namoi.  
Uses: Grazing, silage, hay, smaller seed size (grain is toxic to stock: make hay before pod-set). Generally higher % hard-seeded than common vetch. 15–20% higher hay yield potential than common vetch.

## Purple vetch (*Vicia benghalensis*)

e.g. Popany and Early Popany. Uses: Grazing, silage, hay, grain hard-seededness varies with cultivars. (Outclassed by new common and woolly-pod types.)

**Sowing time:** As a rule of thumb, very often the best sowing window for a district coincides with barley sowing time:

- Lower rainfall, spring dry areas April – May
- Medium rainfall areas May – June
- Higher rainfall/cold winter areas June – August (or later).

**Inoculation:** Group E inoculant ought to be applied to seed where vetch, peas or faba beans have not been grown previously.

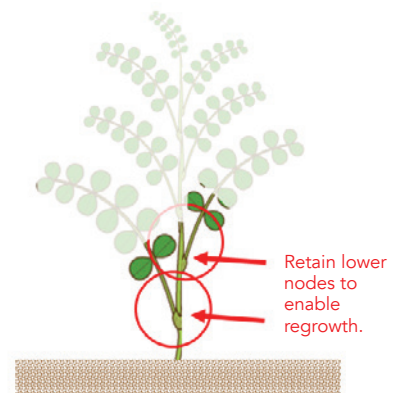
**Sowing rates:** There is some variation in seed sizes, common vetch the largest, woolly-pod the smallest, requiring allowance for seeding rate, depending on the species being sown. Target plant densities are usually from 40 to 70 plants/m<sup>2</sup>. Cereal vetch mixes are generally about 2:1 to 1:2 w/w, depending on seed sizes, and desired outcome.

Vetch – typical sowing rates kg/ha				
Species	Sole stand		In a mix (cereal)	
	Lower rainfall	Higher rainfall	Lower rainfall	Higher rainfall
Common vetch	30–50	50–70	25–40	30–50
Woolly-pod vetch	15–30	30–40	15–25	25–30
Purple vetch	30–40	40–60	20–30	30–40

## Sowing depth:

Heavier soils: 10–20 mm    Lighter soils: 15–40 mm

**Grazing** There is some potential for carefully managed grazing of vetch crops. During the growing phase, allow the plant to develop secondary nodes prior to grazing, and manage grazing such that a good number of these are preserved to provide for regrowth potential. Common vetch may be grazed through flowering or as a standing hay crop. Woolly-pod vetch must not be grazed after pod-set.






## Woolly pod vetch 15 – 30 kg/ha

### Hard-seeded Haymaker

Woolly pod vetch



- Hard seeded, good regeneration from seed
- Selected for improved DM production over Namoi
- Suitable for grazing, hay and green manuring
- Highly efficient nitrogen fixation
- Offers a disease break in cropping rotations
- Resistance to spot, rust and ascochyta.

### Soft-seeded RM4


Woolly pod vetch



- Best early vigour of all lines in SARDI research trials
- Long-term average dry matter yield 108% of Capello
- Early maturity - can be cut for hay 10–15 days earlier than current varieties
- Good frost tolerance in international testing
- Soft seeded.

### Soft-seeded Capello

Woolly pod vetch



- Softer seeded than other woolly pod vetches
- Reduces problems of volunteer vetch plants
- Suitable for grazing, hay and green manuring
- Highly efficient nitrogen fixation
- Offers a disease break in cropping rotations
- Can reduce black root rot in cotton rotations
- Resistance to spot, rust and ascochyta.

## Common vetch 20 – 50 kg/ha

### Soft-seeded Volga


Common vetch



- High yielding, rust resistant common vetch variety
- Multi-purpose suitable for grain, hay/silage, grazing or green/brown manure
- Earlier in maturity by 7–12 days than Rasina (90–100 days from seeding to full flowering)
- Very good early establishment
- Moderately Resistant (MR) to ascochyta blight. Susceptible (S) to botrytis
- The best adapted vetch variety for grain and hay production in low-mid rainfall areas including SA Mallee, Mid North, Eyre Peninsula, Vic Mallee, Walpeup, Wimmera, NSW Central West and Rankin Springs.

### Soft-seeded Morava

Common vetch



- Resistant to rust and tolerant to ascochyta
- Replacement for all current varieties in areas with average rainfall above 300 mm
- Soft seeded variety and non-shattering
- Vigorous early plant growth and good grazing palatability
- Produces more biomass than other varieties in medium - high rainfall zones.







# Forage cereals

**Grow with  
Confidence**



## Forage cereals

The Barenbrug program of breeding and development that underlies the release of varieties is unmatched. New varieties are developed for tolerance to multiple grazing, high quality and high forage yields. Further evaluation in tough conditions means that these true forage cereals have the ability to perform as needed for the Australian grazing and forage industries.

Forage cereals are a group of species that are used for a specific seasonal grazing and/or fodder requirement. Whilst most cereals may offer some grazing or silage/hay making opportunity, true forage cereals are developed with traits that include:

- Rapid establishment
- Fast recovery from grazing
- Higher early season grazing yield
- Higher proportion of leaf over stem material
- Increased tillering capacity
- Generally higher feed quality and forage yield than grain-type cereals.

In most areas where winter feed with a subsequent fodder opportunity is needed, forage oats, triticale and barley may be planted from late summer through to mid-winter. Some oats and barley may also have application for late winter and early spring sowing in southern areas with excellent results. Where summer and early autumn feed is needed, forage sorghum and millet are also very useful options. These may also be conserved as silage or hay if required.

Forage cereals may play a significant role as a break crop as part of a pasture renovation program and at the same time provide a valuable feed source when other options may be unreliable. Cereal forage crops may be further enhanced by the inclusion of other species such as vetch, field peas, short-term ryegrass, annual clovers and forage brassicas.

## Establishment

Forage cereals are well suited to sowing into either a prepared seed bed, or more commonly, by direct drilling into spray-fallows or crop residues. Consider the paddock history, or conduct a soil test to determine fertiliser requirement. However, a modest application of DAP or similar at the time of planting is usually beneficial. Consider the options for pre-emergent herbicides and insecticides where appropriate, as they will give the crop the best chance to out-compete pests. In heavy trash situations, incorporating an early application of a molluscicide for slugs or snails may be necessary.

Sowing depth should be between 10–35mm, although slightly deeper sowing is often still satisfactory. Assess the crop for weeds again when it has developed 3–4 true leaves and treat accordingly. Forage cereal crops are generally ready for a light first grazing when 20–25cm high, down to about 10cm. This will be around 6–8 weeks after sowing depending on conditions, and the crop can be allowed to re-grow for multiple subsequent grazings.

### Forage oat, triticale & barley

	500mm rainfall	600mm rainfall	700mm rainfall	800mm rainfall	Irrigation
Sowing rates kg/ha	40–60	70–90	80–90	80–100	100–120

## Grazing management

True forage cereals are developed to withstand grazing pressure and can be grazed through winter, with minimal loss of total forage yield if grazed correctly. The crop should only be grazed when the roots have developed sufficiently to anchor the plants so that they will not pull out. This is generally the case once the crop has reached 25cm in height. Ideally the crop should be grazed before the first node has developed, to avoid the loss of the nodes and resulting tiller death. As a rough guide the crop should be grazed at a height of 25–30cm.

## How hard to graze

Post-grazing height is critical in maintaining crop yield. The crop should be grazed to no lower than 10cm or just above the first node. If the first node is removed, regrowth will be significantly reduced as the removal of the node will result in the death of that tiller. True forage cereals do have the ability to re-tiller post-grazing. However, this regrowth will be slower than growth from established tillers, resulting in diminished production.

## Ongoing management

Rotational grazing is the best way to maximise crop production and the crop can be re-grazed each time it reaches 25–30cm in height. As the crop progresses, it is inevitable that the nodes will begin to rise and additional care must be taken to avoid over-grazing and tiller death. Grazing crops at these later stages of development will most likely reduce the yield at final harvest. Set-stocking of forage cereal crops will often give the best results for fattening cattle, particularly in northern Australia. For best results the stocking rate needs to be adjusted depending on the growing conditions and growth rate of the crop.

## Adverse conditions

Grazing when the soil is very wet will result in crown and root damage, and recovery and total yield will be reduced. If conditions become very dry, grazing to 10cm to remove leaf tissue may aid survival by reducing evapotranspiration.


## Forage oats 60 – 120 kg/ha

*Avena sativa*

Forage oats are a broadly adapted and reliable winter forage crop and are the most widely used of the forage cereals. Easy to establish, they are the only true forage cereal that can be sown in late summer and early autumn, giving forage oats the highest potential yield of the forage cereals.

Forage oats have a winter habit – growth will slow over the colder months and are slow to establish if sown too late. They produce reasonably well from a late winter/early spring planting given a higher sowing rate. In southern Australia, barley yellow dwarf virus (BYDV) is a significant disease, limiting production in susceptible varieties.

### Express Forage oat




- Exceptional early vigour
- High winter and good overall yield
- High quality, leafy feed
- Excellent BYDV tolerance
- Suitable for grazing, silage and hay
- Suits southern climate zones
- Replacement for Mammoth.



## Warlock


### Forage oat



- Highest forage yield of all varieties from the QLD DAF Forage Oat Breeding Program, 19% higher total yield than Genie and 7% over Wizard in four years of trials
- Early growth is quick and vigorous
- Similar appearance to Genie but slightly taller, higher tillering and later in maturity
- Excellent recovery from grazing.

## Wizard


### Forage oat



- High yielding – 9% over Aladdin and Genie, 15% over Drover and Taipan
- Good early growth
- Excellent recovery from grazing and cutting
- Currently resistant to most Australian pathotypes of leaf rust
- Medium maturity
- Well suited to northern climate zones.

## Genie

### Forage oat



- Excellent seedling vigour leading to more early growth
- Very late maturity which stays leafy into late spring
- High yielding = more feed
- Suits northern climate zones.

## Forage triticale 60 – 120 kg/ha


### X *Triticosecale*

Triticale is a cross between wheat and cereal rye. Combining the quality and yield of wheat and the broad adaptability of rye, triticale is an extremely hardy and adaptable species. It has good disease resistance and is suited to a wide range of climates and growing conditions including light, sandy soil. It can also tolerate acid soils and waterlogging better than other forage cereal species, and has a more developed root system, giving better suitability to light soils.


The reliable grain yield of triticale is the key factor in its use for whole crop silage production. With whole crop silage, the crop is taken through to near maturity and while other cereals lose feed quality rapidly after emergence and continue to fall, the quality of triticale increases as the grain fills.

## Crackerjack 2

### Forage triticale



- Mid/late maturity
- Stripe rust resistant
- Very high forage yield or whole crop silage option
- Excellent winter vigour
- Very good resistance to lodging
- Long and broad leaves
- Can be sown earlier than the original Crackerjack.








## Forage barley 60 – 100 kg/ha

*Hordeum vulgare* (*H. distichum* L)

Barley has fast establishment and high winter production. It is best suited to late planting situations where its quick early growth under cold conditions is an advantage over other forage cereals. Barley provides excellent forage for grazing, hay or silage, with good forage quality. The later planting window gives more flexibility with late finishing crops like maize and earlier finish gives the best chance of getting the summer crops sown early into adequate soil moisture.

### Dictator 2

Forage barley



- True forage barley bred to replace Dictator
- 15–20% higher DM yield than Moby
- Fastest winter growth of all true forage cereals
- Ideal for late sowing
- Rapid establishment and early growth
- Quick regrowth after grazing
- Awnless – suits haymaking as well as silage
- Highest feed quality of forage cereal options:
  - Higher metabolisable energy (ME)
  - Lower neutral detergent fibre (NDF)
- Very high stock acceptance.

## Other forage cereals

### Forage wheat 60 – 100 kg/ha

*Triticum aestivum*

Long-season wheat varieties offer high quality winter grazing with the potential for silage. Awnless varieties are also suitable for hay. Einstein wheat (p.218) is a suitable variety for grazing, grain, silage or hay. Dry matter yield through autumn and winter is typically less than the potential offered by other cereal species.

### Cereal rye (ryecorn) 40 – 60 kg/ha

*Secale cereale*

Rye has the potential for quick winter feed for a late sowing window, and may be used as a cover crop in some lighter-soil situations. Feed value declines rapidly from late winter and rye crops should be terminated before spring, as silage or hay have poor stock acceptance, very high fibre and little feed value.



## Forage sorghum 4 – 25 kg/ha

*Sorghum spp.*

A warm-season, annual grass used for strip grazing, silage and hay, capable of very high yields under the right conditions. Irrigation usually essential for best performance. There are many varieties, hybrids and sub-types — select with care to suit your local conditions. In southern Australia, cool tolerant varieties should be used. It should be sown when soil temperature is over 16°C and rising. Crops less than 50cm high, or under drought or other stresses, may create issues with prussic acid poisoning, depending on the condition of the crop and the variety.

### Hybrid forage sorghum

- Typically fast to graze: 7 to 8 weeks
- Prussic acid risk
- Medium stem thickness.

### Sudan grasses

- Lower yield than hybrid forage sorghums
- Fine stems
- Quicker initial growth
- Lower prussic acid risk.


### Sweet sorghum

- Retain feed value and palatability as they mature
- Thick stems
- Higher levels of prussic acid during early growth
- Used for silage and stand-over feed.

## Sudan x sudan grass

### Nudan

*Forage sorghum*




- Lower prussic acid levels
- Fine stemmed for quicker drydown after cutting
- Excellent leaf to stem ratio resulting in reduced wastage
- Rapid regrowth and recovery
- Ideal for intensive grazing for sheep and cattle
- Well suited to earlier grazing
- First choice for quality hay production.

## BMR sorghum x BMR sudan

### Revolution BMR

*Forage sorghum*




- Superior 12 gene BMR release
- Extremely vigorous hybrid well suited to early sowing
- Lower prussic acid levels - recommended for early grazing
- Fine stemmed and very leafy ideal for hay making and silage
- BMR technology may boost weight gain and milk production by around 20%
- Contains lower amounts of lignin.

## Sorghum x sudan grass

### Lush

*Forage sorghum*




- Lower prussic acid levels
- Fine stemmed, especially at higher planting rates
- Very leafy forage with excellent leaf to stem ratio
- Suits intensive grazing and high stocking rates
- Ideal for early grazing
- Makes excellent hay due to high leaf ratio and regrowth ability.

## Sweet sorghum x sweet sorghum

### Hunnigreen

*Forage sorghum*



- High energy feed with superior sugar content
- Quality increases with maturity
- Excellent standover feed for late grazing into autumn and winter
- Late flowering reduces ergot risk
- Suitable for grazing and some hay making situations
- Excellent for silage
- Leafy with excellent palatability
- Can be grazed all summer.




## Forage pennisetum 4 – 15 kg/ha

*Pennisetum spp.*

Forage pennisetum has the capacity to grow very high forage yields. It is the preferred option for the warm sub-tropical and tropical north as pennisetum generally well-out performs Japanese type millets. It should be sown at a soil temperature of 16°C and rising, preferable 18°C.

### Hybrid *Pennisetum*



- Highly productive, producing high quality feed
- Similar protein and digestibility to oats, ryegrass and lablab
- Greater feed quality over forage sorghum
- Contains no prussic acid
- Ultra-late maturity – option for late season feed to fill an autumn feed gap
- Excellent quick feed option for summer
- Ideal for beef, sheep and dairy farming systems.



## Forage millet 4 – 25 kg/ha

Millet is used as a fast, reliable summer forage that may also be taken for silage or hay. Usually sown in late spring as millet does not tolerate frost. Often used as a summer forage or hay/silage crop in summer irrigated areas. It can be sown alone or mixed with rape, turnips or chicory. Ready for grazing in about 6–8 weeks after sowing. Millet is very palatable and free of prussic acid.

### Pearl millet

*Pennisetum glaucum*

Pearl millet has the capacity to grow very high forage yields. It is the preferred option for the warm sub-tropical and tropical north as pearl millet generally out performs Japanese types. Pearl millet should be sown at a soil temperature of 16°C and rising, preferable 18°C.

### Japanese/Shirohie millet

*Echinochloa esculenta*

A warm-season, fast growing annual grass. Needs soil temperatures of 14°C and rising for good germination. Often grain-producing varieties are referred to as 'Jap' millet. The variety Shirohie has improved forage attributes and is the most widely used for grazing and fodder. It is also the most useful variety for southern areas.

### Siberian millet

*Echinochloa frumentacea*

A warm-season, slower-maturity species with a more prostrate habit. It has a high tiller density and recovers well from grazing or machine harvesting. Siberian millet should be sown once soil temperatures are over 16°C and is most suitable for areas with a mild start to spring and long, warm summers.



## Teff grass 10 – 25 kg/ha

*Eragrostis tef*

Teff is a warm-season, annual small-grained cereal, valuable as grazing, hay or as a green manure option.

Teff suits warm summer areas, requiring a soil temperature of 16°C and rising, or preferably at least 18°C for reliable germination.

Sow at 5–10mm depth into a firm seed-bed. Use lower rates for marginal and dryland areas or oversowing, and higher sowing rates where good growth yield are anticipated. Teff will respond well to fertiliser strategies similar to that for forage sorghum or millet.

Under suitable growing conditions, teff will offer a first graze or harvest in around 7–8 weeks after sowing, and two, three or four harvests in a season are possible. It is best harvested at the early boot stage, prior to ear emergence to ensure feed quality is retained and aid re-growth potential. The crop responds and rebounds well if mower cutting height is restricted to no lower than 15cm. Teff is also a good option for spring oversowing of lucerne in warmer areas. Teff is highly sought as a hay option and is a reliable, handy catch-crop in many late-spring or early summer situations.

## Barmoxie

*Teff grass*



- Versatile summer forage crop
- High palatability and good forage quality
- Fine stemmed for good hay features
- Rapid re-growth under favourable conditions
- Wide adaptation and good drought tolerance
- No known toxicities or anti-nutritional properties
- Highly suited to double-cropping in winter crop rotations
- Responds well to irrigation.

## Warm season forage legumes

The name is applied to a number of predominantly annual forage legumes that fix nitrogen and are high yielding, such as cowpea and lab lab (dolichos). These species are usually sown late spring and used as a fast summer feed option, green manure crop, crop rotation option or even for grain production. They are suitable as a companion legume with millets and forage sorghums, often grown in combination together to take advantage of nitrogen fixing abilities and to improve feed quality. Unlike forage sorghums, forage legumes have no prussic acid poisoning risk. These species are commonly grown in mixed cropping-livestock systems in northern Australia and as a legume ley in sugarcane systems to address soil fertility decline. Should be sown at a soil temperature of 16°C and rising, preferable 18°C.


## Lablab 15 – 30 kg/ha

*Lablab purpureus*

Lablab is a high yielding forage legume sown for grazing and as a break crop in sub-tropical and tropical farming systems. Lablab is non-bloating and produces high quality feed. Can be sown as a companion species with forage sorghums to provide a mixed forage system and take advantage of nitrogen fixation and feed quality improvement. Drought tolerant once established, Lablab can be grazed, harvested for hay or used as green manure. Has greater tolerance of lower temperatures than cowpea. The variety Highworth is earlier flowering and avoids most frosts, Rongai is later flowering and seed production is often affected by frosts in most cropping regions.

## Sustain LS®

*Lablab*




- Rongai dolichos lablab proprietary type
- Late maturity
- Higher leaf density than standard varieties
- Reduced vine thickness to standard types
- More seeds per kilogram
- Ideal companion legume species option.

## Cowpeas 10 – 20 kg/ha

*Vigna unguiculata*

### Black Stallion


Cowpea



A dual purpose summer forage and grain cowpea variety. Black Stallion is later flowering than Red Caloona, providing a longer production season, giving more feed. This variety produces high seed yields and is tolerant of drought, heat and moisture stress. Multi-grazing ability and fast 'bounce back' provides higher forage yields. Ideal low bloat risk summer forage legume option for crop rotations, green manure and grain production. Suitable as a companion legume with millet and forage sorghum.

### Ebony


Cowpea



An extremely versatile summer forage providing good grazing, hay and silage options. Later-maturing forage cowpea type that has improved root and stem rot resistance and a longer growing season. Great source of nitrogen fixation in summer rotation. Low bloat risk. Highly suited to coastal high rainfall areas, irrigation and dairy farms. Ideal for producing high quality summer finishing feed. Nil prussic acid poisoning issues. Suitable as a companion legume with millet and forage sorghum or as a green manure crop (ideal for sugarcane rotation).

### Red caloona

Cowpea



A dual purpose summer forage option that can be grown for grazing or grain production. Red Caloona is an earlier maturing variety, an ideal option as a fast feed and fattening crop, while being low bloat risk. Red Caloona has good resistance to phytophthora root rot, but as it matures more quickly may not produce as much forage. Excellent rotation and green manure crop option.

# Tropical pasture


Grow with  
Confidence



# Tropical grasses

## Endura Rhodes®


Rhodes grass



- Later flowering than Katambora Rhodes grass types
- Higher leaf to stem ratio, with a finer stem
- Highly suited to hay production – makes exceptional hay
- Aggressive, spreading, stoloniferous growth habit
- Nematode resistant – ideal rotational strategy option.

## Mariner


Rhodes grass



- Later flowering than Samford or Callide
- Higher leaf to stem ratio, with a finer stem
- Highly palatable, producing high quality feed
- Aggressive, spreading, stoloniferous growth habit
- Highly suited to both grazing and hay making.

## Megamax®059


Panic grass



- Increased yield and production
- Higher persistence
- Larger leaves
- Strong tillering capacity
- Improved forage quality and grazing tolerance.

## Megamax®049


Panic grass



- Excellent persistence under extended dry conditions
- Higher biomass production than Gatton or Green panic grass
- Exceptional winter bounce back – persists well over winter
- Cold and shade tolerance.

## Lakota

Buffel grass




- Higher forage yield than Gayndah or USA buffel
- Higher leaf to stem ration and greater persistence over commercial buffels
- Buffel leaf blight resistant
- Highly productive in a range of soil types
- Cold and frost tolerance for western regions
- Exceptional winter bounce back and longer growing season.



## Biloela


*Buffel grass*



- Taller, more robust buffel, later maturity
- Suited to heavy soil types
- Greater drought tolerance.

## Gayndah


*Buffel grass*



- Finer, medium height buffel that establishes readily
- Adapted to a wide range of soil types, medium maturity
- Good stock tolerance.

## USA


*Buffel grass*



- Fine stemmed, medium height, dense variety
- Early maturity, purple flowers
- Suitable for lighter-textured, well drained soils.


## Creeping Bluegrass

*Bisset/Hatch*



- A hardy grass that will invade speargrass and establish on clays
- Bisset is finer leafed and roots down more strongly than Hatch
- Good for erosion control.


## Floren Bluegrass



- Thrives on heavy soils and periodic inundation
- Forms large tussocks and will compete with weeds once established
- Highly palatable.

## Humidicola


*Tully grass*



- Highly stoloniferous and can tolerate prolonged waterlogging
- Vigorous and dense mat forming growth habit
- Withstands heavy grazing with minimal weed invasion.


## Consol

*Lovegrass*




- Highly persistent on light sandy soils
- Tolerant of low pH and high exchangeable aluminium
- Requires intensive grazing management to maintain feed quality.

## Bambatsii Panic




- High yielding and palatable perennial grass
- Distinctive bluish leaves with prominent white mid rib
- Tolerates saline soils, waterlogging, drought conditions and has some tolerance to frost. Also tolerates heavy black clays and melon hole country.

## Gatton Panic



- Very palatable, shade tolerant grass with broad green leaves
- More vigorous and drought tolerant than Green panic
- Suited to sub-tropical areas with fertile, well drained soils.

## Green Panic



- One of the most palatable tropical species
- Suited to higher rainfall regions and fertile well drained soils
- Needs to be managed well, doesn't handle heavy grazing.

## Dilatatum

*Paspalum*



- Palatable, tufted perennial grass
- Best suited to high fertility soils, moderate frost tolerance
- Good grazing tolerance, with quick return after grazing.

## Wettsteinii

*Paspalum*



- Palatable, productive perennial with a stoloniferous habit
- Tolerant of a wide range of soils including poor drainage
- Moderate frost tolerance, good flooding and is shade tolerant.

## Premier


*Digit grass*



- Highly productive, robust tufted perennial that is palatable and persistent
- Well adapted to inland regions with lower rainfall and has some frost tolerance
- Drought, fire and cold tolerance
- Low in oxalate.

## Callide


*Rhodes grass*



- Highly palatable, very late flowering and productive stoloniferous grass
- Well suited to companion legumes such as Siratro and burgundy bean
- Ideal for quality grazing and/or hay making
- Tetraploid type.

## Katambora


*Rhodes grass*



- Highly stoloniferous, versatile and earlier flowering than Callide
- Greater drought tolerance and ability to grow on lower fertility soils
- Withstands soil/moisture variations and periodic waterlogging
- Finer and more palatable than old Pioneer type
- Diploid type.


## Splenda

*Setaria*



- Hardy, high yielding and later maturing. Suited to the sub-tropical regions
- Very palatable. May be heavily grazed without risk of plant death
- Relatively frost tolerant, withstands waterlogging.


## Signal Grass



- Forms a dense, high yielding sward, tolerates heavy grazing
- Has an aggressive stoloniferous root system and long trailing stems
- Best suited to humid tropical, high rainfall regions.

## Sabi Grass

*Urochloa*




- Palatable, hardy and quick to establish perennial tropical grass
- Well suited to the dry tropics
- Responds well to rainfall and grows in a range of well drained soil types.



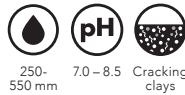
## Indian (Keppel)

### Bluegrass



- A hardy, free seeding plant
- Tolerant of heavy grazing
- Suitable for permanent pasture on poorer soils
- Produces good quality forage.


## Mitchell Grass



- Fast responsiveness to rainfall following heavy grazing
- Tolerant of heavy grazing
- Hardy grass – excellent drought tolerance for marginal country
- Drought dormancy allows survival during extended dry periods.

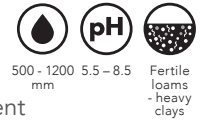
## Jarra

### Finger Grass




- Dark green, purple in appearance and hairy
- Better suited to lighter textured soils, including sands
- Suited to semi-arid to wet equatorial areas
- Vigorous, creeping perennial that spreads via runners
- Will persist under heavy grazing due to stoloniferous growth habit.

## Purple Pigeon Grass



- Large, vigorous seed with excellent establishment
- Easy to establish on heavy, black cracking-clay soils
- Suited to heavier soils
- Drought tolerant
- High growth rate.

## Guinea Grass



- Primarily grown in wet and seasonally dry tropics
- Performs best on deep, fertile, moist soils
- High production potential producing leafy, quality feed readily eaten by livestock
- Shade tolerant.




# Tropical legumes

## Earlier maturing

### Presto

#### *Burgundy bean*




- Hardy, non-bloating tropical and sub-tropical legume
- Earlier maturing variety selected for shorter growing seasons
- Recruits readily from seed and regenerates from the crown
- Highly palatable – live weight gain up to 1.0Kg/head/day+
- Drought and cold tolerant.

## Later maturing

### Garnet


#### *Burgundy bean*



- Hardy, non-bloating tropical legume
- Later maturing variety selected for longer growing seasons
- Recruits readily from seed and regenerates from the crown
- Highly palatable – live weight gain up to 1.0Kg/head/day+
- Drought and cold tolerant.

### Ray Desmanthus®

#### *Desmanthus*



- Highly palatable, non-toxic tropical legume (no mimosine)
- Ideally suited to heavy clay soils
- Exceptional persistence – recruits readily from seed and regenerates from the crown
- Drought tolerant – deep tap rooted perennial able to access moisture
- Tolerant to frost and heavy grazing
- No requirement for height management.



## Milgara


*Butterfly pea*



- Easy to establish and persistent non-bloating tropical legume
- Tolerant of heavier clay soils
- High palatability, digestibility and protein content
- High forage and seed production ability.

## Cavalcade

*Centro*



- Fast growing twining, climbing annual
- Suited to higher rainfall areas with pronounced wet and dry seasons
- High forage and seed yields
- High quality feed and high palatability
- Suitable in pastures for grazing and hay production.

## Glycine (Tinaroo / Cooper)



- Productive, palatable and persistent climbing deep rooted legume
- Tinaroo pushes longer into cooler months but slower to establish
- Cooper faster establishing, tolerates drought and waterlogging better than Tinaroo
- Combines well with creeping and tussock grasses.


## Greenleaf

*Desmodium*



- Trailing, vine type, perennial legume with a strong taproot
- Good early and late season growth
- Shade and frost tolerant
- Combines well with both creeping and tussock grasses.


## Leucaena



- Highly productive with high nutritive quality
- Extremely drought tolerant
- Retains leaf during dry periods
- Combines well with tropical grasses.

## Aztec Atro


*Siratro*



- Drought hardy, non-bloating, highly palatable
- Highly productive and persistent with ideal grazing management
- Widely adapted to soils of different textures and pH levels, including saline soils
- Intolerant of flooding or waterlogging
- Aztec variety has improved rust resistance over Siratro.

## Shaw


*Creeping vigna*



- Highly digestible and productive perennial
- Requires rainfall above 1100mm
- Very persistent under heavy grazing
- Well adapted to acid soils
- Shade tolerant.


## Wynn

*Cassia*




- Hardy, persistent tropical legume
- Grows in soils of low fertility
- Rapid establishment and spread
- High seed producer
- Adapted to acid soils.

## Amiga Stylo



- Highly palatable and persistent, improved Verano-type stylo
- Suited to cooler, more arid regions of the tropics
- Easy to establish, produces an abundance of seed
- Exhibits greater anthracnose tolerance than Verano
- Exceptional tolerance to drought conditions.

## Beefmaker® Stylo



- *Stylosanthes guianensis* variety
- Bred for tropical hay production and grazing
- Suited to tropics, dry tropics and coastal zones
- Later flowering, maximises protein content longer
- Higher yielding, taller variety, dense growth up to 1.8m
- High forage quality, while still maintaining leaf retention
- Anthracnose resistant.

## Fine Stem Stylo




- Suitable for sub-tropical regions
- Cold tolerant
- Free draining soils
- Thrives under heavy grazing.

## Seca Stylo



- Shrubby stylo type with single gene resistance to anthracnose
- Widely adaptable tropical legume
- Tolerates marginal areas and soils low in phosphorus
- Tolerant of heavy grazing
- Well suited to extensive grazing.

## Siran Stylo



- Erect shrubby perennial that can grow up to two metres tall
- Exhibits greater anthracnose tolerance than Seca
- Widely adapted and can persist under heavy grazing
- Shows good tolerance to drought and is suited to a wet-dry climate
- Produces large quantities of highly nutritious feed for the dry season.





# Tropical grass sowing guide

**AgriCote**

Planting Rate (kg/Ha)

Variety	Rainfall (mm)	Preferred Soil Type	Water-logging	Frost	Drought		Marginal Dryland	Good Dryland	Irrigated	Comments
Bambatsii Panic Grass	500	Clay loams	Good	Good	V.Good		3-5	8-12	12-15	Cool season greenness, tolerates heavy grazing, heavy black soils, periodic waterlogging and saline areas.
Buffel Grass - USA, Gayndah, Biloela, Lakota	350	Light to medium soil types, however, Biloela tolerates heavier soil types	Poor	Poor to Fair	V.Good		4-6	8-12	12-15	Most widely planted sub-tropical grass in northern Australia, hardy and productive with high fertility.
Consol Lovegrass	350	Light soils	Poor	Fair	Good		4-6	8-12	12-15	Highly persistent on light, sandy soils. Not highly palatable.
Creeping Bluegrass - Bisset - Hatch	600	Wide ranging, tolerates lower fertility	Poor	Fair	Fair		6-8	10-12	12-15	A hardy grass that will invade speargrass and establish on clays. Bisset is finer leaved and roots down more strongly than Hatch. Good for erosion control.
Floren Bluegrass	550	Basaltic clays and heavy alluvial soil	Good	Fair	Fair		2-3	6-8	10-12	Used to re-grass flood plains colonised by Lippia.
Guinea Grass	900	Wide ranging fertile soils	Fair	Fair	Good		2-6	8-10	12-15	Higher quality short to medium variety with finer stems. Highly productive with excellent cool season tolerance.
Humidicola - Tully Grass	1000	Varying, tolerates lower fertility	Good	Poor	Fair		4-6	8-12	12-15	Adapted better to wetter, lower lying areas than signal grass. Will invade and outcompete giant rats tail grass.
Indian Bluegrass - Keppel	500	Varying	Poor	Fair	V.Good		4-6	x8-12	12-15	A hardy, free seeding plant spread widely throughout Northern Qld and Central Qld.
Mitchell Grass - Curly	250	Alkaline, cracking, poor clays	Poor	Poor	V.Good		3-6	8-10	12-15	Most palatable Mitchell grass variety. Summer rainfall dominant species tolerant of heavy grazing. Excellent option to provide bulk during the dry (non-growing) winter season.
Panic Grass - Megamax® 059, 049	450	Deep fertile, loams	Poor	Fair	Fair		3-6	10-12	12-15	Improved persistence over other panic grasses with increased forage quality and cool season growth.
Panic Grass - Green - Gatton	650	Fertile and lighter	Poor	Fair	Fair		3-6	10-12	12-15	Grows best on high fertility soils. Gatton panic grass tolerates textured soil types and shade, but can be preferentially grazed. Green panic grass is more tolerant of shade.
Paspalum*	750	Fertile soil types	Good	Good	Fair		2-5	8-12	12-15	Palatable, tufted, grazing tolerant perennial grass best suited to higher fertility, high rainfall areas.
Premier Digitaria	500	Lighter soil types	Poor	Fair	V.Good		4-6	8-12	12-15	Perennial tufted grass suited to acidic, sandy soils of low fertility.
Purple Pigeon Grass	600	Self-mulching clays	Good	Good	V.Good		4-6	8-12	12-15	Medium-term perennial suited to self-mulching clays.
Rhodes Grass - Katambora, Callide, Mariner, Endura Rhodes®	650	A wider range of light to medium soil types	Fair	Fair	Fair		5-7	8-12	15-20	Katambora is a productive diploid, highly stoloniferous grass, suitable for erosion control. Callide is a productive tetraploid, palatable grass suited to fertile soils and higher rainfall environments. NB: All Rhodes grasses are quick to establish and have moderate salt tolerance.
Setaria Grass - Splenda Narok, Solander, Kazungula	800	Varying	V.Good	Good	Fair		2-6	8-12	12-15	Hardy and palatable coastal grass well suited to sub-tropical regions.
Signal Grass*	800	Varying	Fair	Poor	Good		2-6	8-10	12-15	Valuable grass in the wet tropics, when nitrogen fertilised.
Urochloa - Sabi Grass	500	Varying	Fair	Poor	Good		2-6	8-10	12-15	Low growing, tufted, stoloniferous, perennial grass with a creeping growth habit. Used in tropical cattle grazing systems, roadside stabilisation, erosion control and mine rehabilitation.

\*Available as bare seed only

# Tropical legume sowing guide

**AgriCote**  
Planting Rate (kg/Ha)

Variety	Rainfall (mm)	Preferred Soil Type	Water-logging	Frost		Drought	Oversow	Planting Time
Burgundy Bean (Presto/Garnet)	400	Light-Heavy	Fair	Fair		Good	3-4	Spring/Summer
Centro (Cavalcade)	800	Fertile soil types	V.Good	Poor		Good	3-8	Spring/Summer
Desmanthus - Ray, Marc	500	Medium-Heavy	Poor	Fair		Good	2-4	Spring/Summer
Glycine (Tinaroo/Cooper)	750	Medium-Heavy	Poor	Fair		Good	3-8	Spring/Summer
Greenleaf Desmodium	500	Light-Medium	Good	Fair		Poor	2-4	Spring/Summer
Leucaena (Cunningham)	600	Well drained, fertile	Poor	Fair		V.Good	4-6	Spring/Summer
Milgarra Butterfly Pea	550	Medium-Heavy	Fair	Poor		Good	4	Spring/Summer
Shaw Creeping Vigna	1200	Medium-Heavy	Good	Poor		Poor	1-2	Spring/Summer
Siratro (Aztec Atro)	700	Medium-Heavy	Fair	Poor		Good	3-8	Spring/Summer
Stylo Caribbean (Verano/Amiga) – Hamata type	400	Light	Fair	Fair		Good	1-5	Spring/Summer
Stylo Fine Stem	700-900	Light-Medium	Poor	Fair		V.Good	2-5	Spring/Summer
Stylo Guianensis - Beefmaker®	850	Light well drained	Fair	Poor		Fair	2-5	Spring/Summer
Stylo Shrubby (Seca/Siran) – Scabra type	350	Light	Fair	Poor		V.Good	1-5	Spring/Summer
Wynn Cassia	400	Light-Medium	Poor	Fair		V.Good	2-5	Spring/Summer

Marginal Dryland: 6-8 kg/Ha • Good Dryland: 10-12 kg/Ha • Irrigated: 22-25 kg/Ha



# Tropical Meatmaster blends

Barenbrug premium tropical pasture blends all come with AgriCote seed enhancement technology.

## Meatmaster Prime Pasture

*Premium pasture blends*

This mix is suited to the heavier black, self-mulching and grey-cracking flood plain soil types. The productivity of Endura Rhodes®, Bambatsii and Megamax®059 is enhanced by the adaptation to the soil type. The late season of the grasses is complemented by a legume component to keep protein in the pasture and nitrogen cycling. This is a very productive mix for finishing cattle in summer, whilst building a large volume of good standover feed for the winter months.

Variety	Species	%
Endura Rhodes®	Rhodes grass	30
Megamax®059	Panic grass	20
Bambatsii	Panic grass	20
SARDI-Grazer	Lucerne	10
Medic Mix	Medic	10
Presto/Garnet	Burgundy bean	10

## Meatmaster Big Beef Blend

*Premium pasture blends*

Developed for medium black to red chocolate soils. The productivity of Endura Rhodes® and Megamax®059 is enhanced by creeping bluegrass, with its stoloniferous growth pattern allowing good ground cover and moisture holding capacity. The mix of both winter and summer active legumes enables the feed gap to be filled over winter.

Variety	Species	%
Endura Rhodes®	Rhodes grass	30
Megamax®059	Panic grass	25
Bisset/Hatch	Bluegrass	15
SARDI-Grazer	Lucerne	20
Presto/Garnet	Burgundy bean	10

## Meatmaster Premium Coastal Mix

*Premium pasture blends*

This coastal beef blend is well suited to tropical and sub-tropical regions and consists of hardy and palatable coastal grasses and a good percentage of tropical legumes to even out production.

Variety	Species	%
Mariner	Rhodes grass	45
Splenda	Setaria	20
Signal Grass	Brachiaria	20
Garnet	Burgundy bean	10
Greenleaf	Desmodium	5

## Meatmaster Western Light Soil Mix

*Premium pasture blends*

A blend of USA buffel for lighter country and Gayndah buffel for the red/grey loams. The use of sabi grass for vigorous establishment plus stylos and burgundy bean complement the mix, enabling protein levels to be maintained in the dry winter. This mix will cover lighter soils encountered in Western Queensland in the 350–450 mm rainfall category.

Variety	Species	%
USA	Buffel grass	30
Gayndah	Buffel grass	30
Presto	Burgundy bean	10
Mega Stylo Mix	Stylo	15
Sabi Grass	Urochloa	15

## Meatmaster Western Heavy Soil Mix

### *Premium pasture blends*

Developed for medium to heavy textured clay soils such as brigalow clays, open downs and heavier alluvial soils. This mix contains species that are tolerant of sodic and alkaline soil conditions commonly found in heavy soil types.

The productivity of Endura Rhodes® combined with the production output from Biloela and Bambatsii adaptation abilities to soil type, help further bolster this tropical mix. Addition of two tropical legumes suitable for heavier soils helps to supply companion grasses with nitrogen and improve the feed quality of the improved pasture.

Variety	Species	%
Bambatsii	Panic grass	25
Endura Rhodes®	Rhodes grass	25
Biloela	Buffel grass	25
Presto	Burgundy bean	15
Ray Desmanthus®	Desmanthus	10

## Meatmaster Light Soil Mix

### *Premium pasture blends*

This mix is suited to the red loam and harder cropped out soils of northern New South Wales and Queensland. Combining productivity, persistence and late season stay-green of Premier digit grass with the green leafy growth of Megamax®059 and the ground cover on harder scald areas of Rhodes grass. Ideally sown in spring after a cereal grazing crop or direct drilled into a weed-free paddock. The addition of SARDI 7 Series 2 lucerne as a legume component, which is suitable to these soil types, helps to provide nitrogen to companion grasses and improve feed quality of the pasture.

Variety	Species	%
Endura Rhodes®	Rhodes grass	20
Premier	Digit grass	45
Megamax®059	Panic grass	25
SARDI 7 Series 2	Lucerne	10



Photo credit: Alison Flute

## Meatmaster Light Soil Allgrass

*Premium pasture blends*

This mix is suited to the red loam and harder cropped out soils of northern New South Wales and Queensland. Combining productivity, persistence and late season stay-green of Premier digit grass with green leafy growth of Megamax®059 and the ground cover on harder scald areas of Rhodes grass. Ideally sown in spring after a cereal grazing crop or direct drilled into a weed-free paddock.

Variety	Species	%
Endura Rhodes®	Rhodes grass	25
Premier	Digit grass	45
Megamax®059	Panic grass	30

## Meatmaster Slopes and Plains Mix

*Premium pasture blends*

Developed for the medium black to red chocolate soils of New South Wales slopes and plains. Bambatsii and Megamax®059 combine for soft, leafy productivity on the heavier soils, with Premier digit grass and Endura Rhodes® grass performing and persisting on the lighter soil. The addition of Presto as a legume component helps to provide nitrogen to companion grasses and improve feed quality and persistence of the pasture.

Variety	Species	%
Endura Rhodes®	Rhodes grass	15
Premier	Digit grass	30
Megamax®059	Panic grass	20
Bambatsii	Panic grass	25
Presto	Burgundy bean	10

## Meatmaster Slopes and Plains Allgrass

*Premium pasture blends*

Developed for the medium black to red chocolate soils of the New South Wales slopes and plains. Bambatsii and Megamax®059 combine for soft, leafy productivity on the heavier soils, with Premier digit grass and Endura Rhodes® performing and persisting on the lighter soil.

Variety	Species	%
Endura Rhodes®	Rhodes grass	15
Premier	Digit grass	40
Bambatsii	Panic grass	25
Megamax®059	Panic grass	20

## Meatmaster Floodplain Soil Mix

*Premium pasture blends*

This blend is suited to the heavier, black self-mulching and grey-cracking flood plain country. The productivity of Endura Rhodes® and Bambatsii is enhanced by the black soil adaptation of Floren bluegrass, increasing persistence and ground cover in very wet or dry conditions. The addition of Presto as a legume component helps to provide nitrogen to companion grasses and improve feed quality and persistence of the pasture. A very productive mix for finishing cattle in summer or building a large volume of standover feed.

Variety	Species	%
Endura Rhodes®	Rhodes grass	25
Bambatsii	Panic grass	35
Floren	Bluegrass	30
Presto	Burgundy bean	10

## Meatmaster Flood Plain Allgrass

*Premium pasture blends*

This blend is suited to the heavier, black self-mulching and grey-cracking flood plain country. The productivity of Endura Rhodes® and panic grasses is enhanced by the black soil adaptation of Floren bluegrass, increasing persistence and ground cover in very wet or dry conditions. A very productive mix for finishing cattle in summer or building a large volume of good standover feed.

Variety	Species	%
Endura Rhodes®	Rhodes grass	30
Bambatsii	Panic grass	40
Floren	Bluegrass	30

## Meatmaster Acid Soils Mix

*Premium pasture blends*

Specifically developed for soils with a lower pH and those that present challenges establishing improved pastures in acid soil conditions. The productivity and adaptability of Premier digit grass to acid soils, combined with the persistence of Consul lovegrass provides a wider feed window in challenging conditions. The addition of sabi grass provides vigorous establishment, plus Presto burgundy bean and Wynn cassia complement the mix, enabling protein levels to be maintained.

Variety	Species	%
Premier	Digit grass	40
Sabi Grass	Urochloa	30
Consul	Lovegrass	15
Presto	Burgundy bean	10
Wynn	Cassia	5

## Meatmaster Acid Soils Allgrass

*Premium pasture blends*

Specifically developed for soils with a lower pH and those that present challenges establishing improved pastures in acid soil conditions. The productivity and adaptability of Premier digit grass to acid soils, combined with the persistence of Consul lovegrass provides a wider feed window in challenging conditions. The addition of sabi grass provides vigorous establishment and quick feed in the short to medium-term.

Variety	Species	%
Premier	Digit grass	45
Sabi Grass	Urochloa	35
Consul	Lovegrass	20

## Equimaster Premium Horse Blend

*Premium pasture blends*

Specifically for the horse enthusiast. This mix ensures safety to the animal as all grasses are low in oxalate and can handle the grazing pressure. The use of both tufted and stoloniferous grass species allow the pastures to fill in quickly, producing a large ground cover. The legume component consists of lucerne and burgundy bean for both summer and winter production. The millet will help with quick ground cover and protect juvenile plants from heat stress and frost or cold shock. The choice of Mariner (coastal) or Endura Rhodes® (western) ensures the right grass for the right region.

Variety	Species	%
Mariner/Endura Rhodes®	Rhodes grass	40
Bisset/Hatch	Bluegrass	15
Premier	Digit grass	15
SARDI-Grazer	Lucerne	10
Presto/Garnet	Burgundy bean	10
Shirohie	Millet	10



## Meatmaster North Western Mix

*Premium pasture blends*

Developed for extensive grazing systems across the western districts of northern Australia, typically with marginal rainfall (350mm+). This mix is ideal for graziers looking to add improved pasture species and tropical legumes into their existing native grass stands, or to renovate new or existing ground. This mix includes a blend of USA buffel for lighter country and Gayndah buffel for the red/grey loams. The use of silk sorghum, sabi grass and finger grass aids vigorous establishment and fast green feed cover. The addition of stylos offer greater disease resistance, persistence and soil type adaptability, while Wynn Cassia provides late season legume rich feed heading into winter.

Variety	Species	%
Buffel Mix	Cenchrus ciliaris	30
Jarra	Finger grass	20
Mega Stylo	Stylo blend	20
Sabi Grass	Urochola	15
Silk Sorghum	Sorghum	10
Wynn	Cassia	5



# Traded varieties


**Grow with Confidence**



## Victorian

### Perennial ryegrass


- Early heading ryegrass with generally reliable persistence
- Suited to marginal ryegrass regions with lower rainfall
- Significantly lower production and quality than most modern ryegrasses.



## Nui

### Perennial ryegrass


- 1970s perennial selection from New Zealand
- Superseded by improved plant breeding in the 1980s and onwards
- Sometimes used where price is more important than productivity.



## Tetila

### Annual ryegrass


- Various types are available, usually only available uncertified
- Suitable for quick autumn and winter feed.



## Wimmera

### Annual ryegrass


- Occasionally used in winter rainfall dominant, summer dry areas
- Regenerates through lax grazing and self-seeding.



## Demeter

### Tall fescue


- Hardy old variety from 1960s and 70s with good drought tolerance
- Tougher leaves than modern types, and stock acceptance can be problematic.



## Currie

### Cocksfoot


- Mediterranean but not completely summer dormant
- Well adapted to a wide range of soils
- Not as palatable as Porto
- Persists better on sandy soils than Porto.



## Porto

### Cocksfoot


- Intermediate type, late maturing, perennial grass
- Good seedling vigour and early growth
- Superseded by Howlong.



## Tyrell

### Tall wheat grass


- Perennial for use in saline, wet areas to aid soil conservation
- Allow to grow spring and summer, to reduce recharge
- Graze in autumn, more productive than Puccinellia.



## Holdfast

### Phalaris


- Semi erect to erect winter active variety
- Good seedling vigour
- Superseded by Holdfast GT
- Good tolerance to acid soils.





## Sirosa

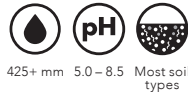
*Phalaris*



- Semi-erect winter active variety
- Variable growth habit – more erect than Australian
- Outclassed by the more persistent Holdfast GT.

## Australian


*Phalaris*



- Poor seedling vigour, low crowned prostrate cultivar that grows in autumn and spring and fairly well in winter
- Persists well, particularly under set-stocking
- Outclassed by Holdfast GT.

## Haifa


*White clover*



- Large-leaved, upright variety
- Performs well in warm temperate and sub-tropical areas
- Good heat tolerance and seed setting ability.

## Pitau


*White clover*



- Medium-leaved, semi-prostrate variety
- Suits set-stocking, mixed grazing in cool temperate areas
- Known for persistence, however now outclassed by newer breeding.

## Huia


*White clover*



- Medium-large leaved variety with flexible growth habit depending on management
- Suits rotational grazing, cool climate
- Sometimes marketed as New Zealand White or Wild-White.

## Hamua


*Red clover*



- Large-leaved, upright variety, summer active
- Performs well on medium-heavy soils with good fertility
- Sometimes called NZ Red or Cow-grass.

## Palestine


*Strawberry clover*



- Prostrate growing perennial clover with vigorous spring/summer growth
- More productive than O'Connors in winter and early spring
- Withstands waterlogging and saline conditions.

## O'Connors

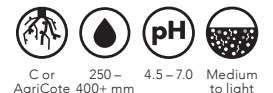
*Strawberry clover*



- Finer stems, leaves and smaller seed than Palestine
- Generally a more prostrate variety, widely used in lawns
- Can withstand heavy grazing and cutting.

## Nungarin


*Subterranean clover*



- Early season maturity – 77 days to flowering (Perth)
- Very high levels of hard seed and seed yield
- Still a useful cultivar for marginal rainfall areas.

## Dalkeith


*Subterranean clover*



- Early season maturity – 97 days to flowering (Perth)
- Good early root growth and establishment
- Susceptible to clover scorch
- Our improved alternative is Losa.

## Seaton Park


*Subterraneum clover*



- Early season maturity – 112 days to flowering (Perth)
- Good resistance to phytophthora root rot
- Our improved alternative is Campeda.

## Trikkala


*Yanninicum clover*



- Early season maturity – 112 days to flowering (Perth)
- Moderately resistant to clover scorch
- Our improved alternative is Monti.

## Woogenellup


*Subterraneum clover*



- Mid season maturity – 130 days to flowering (Perth)
- Susceptible to clover scorch and root rot
- Our improved alternative is Campeda.

## Clare


*Brachycalycinum clover*



- Late mid season maturity – 136 days to flowering (Perth)
- Susceptible to clover scorch and phytophthora root rot
- Our more productive alternative is Antas.

## Paradana


*Balansa clover*



- Mid season maturity – approximately 120 days to flowering
- Tolerates waterlogging and mild soil salinity
- Our improved alternative for higher rainfall areas is Vista.

## Shaftal


*Persian clover*



- Late season maturity
- Historically known as Shaftal clover
- Vigorous erect growth but susceptible to rust
- Our improved alternatives are Laser and Lightning.

## Hykon


*Rose clover*



- Early season clover – approximately 100 days to flowering
- Very hard seeded, vigorous spring growth
- Adapted to low fertility soils, frost tolerant.

## Prima


*Gland clover*



- Early maturing – about 100 days to flowering (Perth)
- Excellent regeneration
- Red legged earth mite and blue green aphid tolerant.

## Parabinga


*Barrel medic*



- Early maturing – 88 days to flowering (Perth)
- Very high levels of hard seed
- Possible replacement – Toreador.

## Paraggio


### Barrel medic



- Mid maturing – 98 days to flowering (Perth)
- Adaptable variety with good early vigour
- Our improved alternative is Sultan-SU.

## Kelson


### Snail medic



- Early to mid season maturity
- Suited to hay production
- Can be grown in mediterranean or sub-tropical climates.

## Namoi


### Woolly pod vetch



- Mid maturing self regenerating annual
- Indeterminate flowering
- Suitable for grazing, hay and green manure
- Outclassed by Capello.

## Blanchefleur


### Common vetch



- Mid maturity variety
- Low hard seed levels
- Suitable for grain, hay or green manure.

## Popany


### Purple vetch



- Late maturing variety
- Suitable for grazing, hay or green manure
- Mostly grown as a mixture with cereals.

## Barloo


### Purple vetch



- Early maturing popany type
- Soft seeded
- Suitable for grazing, hay or green manure.

## Aurora


### Lucerne



- Semi winter active with a dormancy rating of 6
- General purpose cultivar suited to dryland and irrigation
- Alternative to Hunterfield and Trifecta
- Outclassed by Genesis II and SARDI-Grazer.

## Siriver


### Lucerne



- Highly winter active with a dormancy rating of 9
- Suitable for hay production under irrigation and rotational grazing
- Derived from Hunter River and CUF101
- Outclassed by Pegasis and SARDI 10 Series 2.

## Sequel

### Lucerne



- Susceptible to stem nematode and bacterial wilt
- Shows high susceptibility to winter leaf diseases
- Our improved alternative is SARDI 10 Series 2.

## Rangi


Forage rape



- Remains adequate for some low-intensity applications
- Suits tough conditions
- Susceptible to mildew and generally outclassed by improved cultivars.

## Mammoth Purple Top

Forage turnip




- 'Keeper' type with reliable performance, suits all stock classes
- 14–16 week maturity
- Good for summer planting, late autumn grazing.



## Saia


Forage oat



- Early sown forage/hay option
- Fine stemmed tall variety
- Grows in wide range of soil types.

## Swan


Forage oat



- Dual purpose oat
- Good grain quality
- Can be grazed if season allows.

## Wintaroo\*

Forage oat




- High yielding, high quality hay oat
- Tall, mid season variety replacing Marloo
- Resistant and tolerant to CCN.

\*PBR protected – Product sold under licence from AEXCO.

## Shirohie

Forage millet



- Fast growing, high yielding forage
- Good rebound from grazing
- Easy grazing management (no prussic acid)
- Sow when soil temp stabilises at 14°C or above.

## Yarran oats

- Older style dual-purpose variety
- Useful for grazing and fodder production
- Suits later planting or early finishing areas.

## Eurabbie oats

- Versatile dual-purpose oat
- Good recovery after grazing
- Suits earlier planting/late finishing.

## Morgan field peas

- Late season variety
- Semi-leafless, high yield dun type
- Suits long-season areas
- Very useful for fodder production for early planting/late areas.

PBR protected: Licensed to Hart Bros Seed Pty Ltd

## PBA Percy field peas

- Mid-late season variety
- Conventional, high yield dun type
- Resistant to bacterial blight
- Very useful for fodder production for later planting/earlier areas.

PBR protected: Licensed to Seed Net.

# Turf and lawns



# Turf and lawns

The backyard is an Australian institution, and there are few better ways to spend casual time than on a nicely grassed home lawn, whether in peaceful solitude or with friends and family. Many turf options are crucial to support horticultural activities or to provide a good option for open spaces instead of pavement or bitumen.

Lawn seed is a prime example of “you get what you pay for”. Cheaper options often contain components which can have lower germination and a poor outcome. All Barenbrug turf mixes have a minimum of 85% germination rates. Select the appropriate Barenbrug turf blend for your situation, or get in touch to develop a customised solution.

## Starting a new lawn

Getting a new lawn right is very satisfying. It should not be taken on lightly however, and there are some important things to consider and do to help ensure best results. Spring and autumn are ideal times to plant lawn seed as there is usually adequate moisture and warm temperatures. Avoid very cold and hot dry months particularly if water restrictions are in place as germinating lawn seed must not be allowed to dry out. Sow seed at the rate recommended on the container.

## Ten steps to a fine lawn

### 1. Cultivate and spray

Eliminate weeds and cultivate. Either cultivate first to a depth of 100–150mm, or spray out the existing cover with a glyphosate based herbicide. Remove any lumps, rocks, rubbish and plant material.

### 2. Fix soil problems

Sandy soil may require organic matter and clay soil gypsum. A simple pH test should be performed. Top soil should be in the range 6.0 – 7.5 pH. Acidic soils may require an application of lime.

### 3. Level surface

Make the surface as even as possible avoiding humps and hollows where water will sit. Use a board, smudge or other suitable levelling device. (It is advisable to install watering and or drainage systems at this stage.)

### 4. Weed seeds

Water if needed and allow 10–14 days for a fresh germination of weeds. Cultivate again or spray the weeds once more.

### 5. Good seed bed

Use a light roller to create a firm soil base, then rake the surface lightly to make a good seed bed, so that there is enough loose soil to evenly cover the seed.

### 6. Seed sowing

Seed should be broadcast on the surface and then raked lightly into the soil providing good seed to soil contact. A lawn starter fertiliser may be incorporated at this time. Keep some seed in reserve to patch up any areas that were missed or are damaged while the lawn is establishing.

### 7. Watering

Keep the seed bed moist to help even and reliable germination. Once the lawn has started to grow, water daily and then reduce watering as the lawn becomes established. It is better to water deeply once or twice a week to encourage deeper root growth. Do not water in the heat of the day and avoid night watering as this may encourage fungal diseases. Check with your council's regulations regarding establishment and watering of lawns.

### 8. Mowing

For new lawns mow when the grass is 8–10cm high taking off only the top 1/3 of the plant, as young grass can be damaged by close mowing. Do not mow when the grass and ground is damp and be careful not to drag the mower around corners as this can pull out young plants. For established lawns, no more than one third of the leaf should be removed each time. Increasing the mower height can allow the root system of the grass to develop and maintain grass density.

### 9. Weed control

Weeds can be unsightly and compete with the new or established lawn. Depending on the weeds present, there are a number of preparations available for most situations. Consult an advisor on the best way to proceed and carefully follow directions on herbicide labels. For new lawns, weed control should generally be performed after the third mowing. In existing lawns, weed spraying is usually conducted in autumn, winter or spring.

### 10. Fertiliser

A good time to fertilise is generally before a period of good rainfall in autumn and spring, however it is best to follow the instructions from the fertiliser supplier. Usually a complete NPK fertiliser will be required. Use accurate spreading equipment as over-fertilising can lead to unsightly patches.



# Curator turf and lawn blends

The most important decision when establishment turf is choosing the correct variety or mix. However, it is not always easy selecting the right seed blend that suits your situation and the desired outcome. For example, some are sold as 'patch kits' and are designed on high annual ryegrass content and may not persist as turf. An unsuitable variety or mix quality will lead to inferior turf and costly renovations. A few basic things to consider as part of your decision making process:

- Suitability to climatic region
- Quality of varieties
- Time of year when sowing
- Drought tolerance/water use
- Irrigation setup
- Wear tolerance
- Germination time
- Maintenance
- Shade

Barenbrug's Curator turf and lawn range has been specifically designed to suit variations in the Australian climate. Each blend has been developed to meet specific purposes including home lawns, shaded and drought affected areas, nature strips, landscaped regions, sports fields and soil erosion control. Each mix contains high quality seed with a minimum of 85% germination rates, providing the assurance you're receiving the highest genetic and physical quality. For fast establishment, starter fertiliser has also been added.

The Curator range is available in 25kg and 5kg pack sizes for convenience.

## Hardwearing Blend

*Curator quality turf*

A tough blend designed to last under harsh weather conditions and rugged use. Hardwearing germinates and establishes quickly without compromising the wear resistance and turf quality. Contains starter fertiliser.

Species	%
Perennial ryegrass	86
Chewings fescue	5
Kentucky bluegrass	5
Highland bentgrass	4
Sow at 3–4kg/100m <sup>2</sup> . Contains starter fertiliser	

## Village Green

*Curator quality turf*

Village Green is a rapid establishing, hard wearing, economical all purpose blend. It is suited to all lawns, nature strips, park lands and for general erosion control. It combines the ease of establishment with management, to make an all purpose blend for any season.

Species	%
Perennial ryegrass	50
Annual ryegrass	45
Creeping red fescue	2
Kentucky bluegrass	2
Bentgrass	1
Sow at 3–4kg/100m <sup>2</sup>	

## Sportsfield

*Curator quality turf*

This blend has been designed specifically for use on sportsfields. This fine leaf ryegrass blend has fast germination complemented with high wear and recovery characteristics. It can be used for permanent cool season grounds or to oversow couch fields for winter wear.

Species	%
Continental turf type ryegrass	70
Intermediate turf ryegrass	30
Sow at 3–4kg /100m <sup>2</sup>	

## The Shady One

*Curator quality turf*

A blend selected for shade tolerance where other varieties may struggle. Produces a fine, low growing lawn that cuts to a dense swath with dark green colour. It is also suitable for sunny areas. An ideal blend for garden areas with part or full shade, requiring a fine looking lawn.

Species	%
Turf type ryegrass	50
Chewings fescue	50

Sow at 3–4kg/100m<sup>2</sup>. Contains starter fertiliser

## The Perfectionist

*Curator quality turf*

The Perfectionist blend is highly recommended for medium to large spaces requiring a nice dark green lawn. A durable blend for fine leaf lawns/turf producing a fast establishing, quality turf surface.

Species	%
Turf type ryegrass	90
Chewings fescue	5
Kentucky bluegrass	5

Sow at 3–4kg/100m<sup>2</sup>. Contains starter fertiliser

## Watersaver Turf Blend

*Curator quality turf*

A dark green deep rooted, disease tolerant blend. It has good wear tolerance and suits most soil types. An ideal choice for home lawns.

Watersaver Turf Blend is also suitable for oversowing or patching up fescue based laid-sod lawns.

Species	%
RTF tall fescue	90
Kentucky bluegrass	10

Sow at 3–4kg/100m<sup>2</sup>. Contains starter fertiliser

## Fine Fescue Truffle Mix

*Curator quality turf*

Designed for low growing, low maintenance areas. With its short stature and shade tolerance. Suitable for sites that require minimal inputs, and reduced mowing frequency such as trufferies, some orchard groves and vineyard situations, cemeteries and grass airstrips.

Species	%
Creeping red fescue	40
Sheeps or hard fescue	30
Chewings fescue	30

Sow at 1.5–2.5kg/100m<sup>2</sup>

## Plantation Inter-row blend

*Curator quality turf*

A winter active, semi summer dormant inter-row blend. Specifically designed for plantation seeding including vineyards and orchards. It has winter growth and recovery providing wear tolerance for plantation machinery. Extreme drought tolerance provides a long term stand that won't require reseeding.

Species	%
Prosper winter active tall fescue	60
Rohan SPR ryegrass	20
Turf type tall fescue	20

Sow at 0.5–1.5kg/100m<sup>2</sup>

## Mow Saver

*Curator quality turf*

Ideal for situations requiring minimal maintenance. Improved drought tolerance and lower mowing requirements. Perfectly suited to berry farms, vineyard inter-rows, cemeteries and industrial or estate situations that require infrequent maintenance once established.

Species	%
Barrobusto turf tall fescue	80
Chewings fescue	10
Hard fescue	10

Sow at 1.5–2.5kg/100m<sup>2</sup>

## C4 Lawn

### Curator quality turf

C4 Lawn is a combination of drought tolerant AgriCote Bermudagrass and quick establishing ryegrass for autumn/winter applications. C4 Lawn is designed to provide long term Bermudagrass cover, providing fast establishing dark green winter cover with the inclusion of turf perennial ryegrass. Suitable for lawn mixes during the autumn/winter period.

Species	%
Turf type ryegrass	50
AgriCote couch (Bermudagrass)	50
Sow at 1–3kg /100m <sup>2</sup>	

## Super Tuff Couch

### Curator quality turf

Super-Tuff couch is an economical blend of couch (Bermudagrass) with the added benefits of a companion grass. This dual action blend offers the homeowner or turf manager the fast establishment of ryegrass plus long-term persistence, water-saving and fine textured features of couch.

Species	%
Perennial ryegrass	75
AgriCote couch (Bermudagrass)	25
Sow at 3–4kg /100m <sup>2</sup> . Contains starter fertiliser	

## Super Tuff Kikuyu

### Curator quality turf

Super-Tuff Kikuyu is an economical blend of turf Kikuyu with the added benefits of a companion grass. This dual action blend offers the homeowner fast establishment of ryegrass plus the long-term persistence and water-saving features of Kikuyu.

Species	%
Perennial ryegrass	75
AgriCote kikuyu	25
Sow at 3–4kg /100m <sup>2</sup> . Contains starter fertiliser	

## Turf grass species

### Perennial ryegrass

#### *Lolium perenne*

- Rapid establishment
- Wear tolerant
- Excellent for oversewing
- Cool-season active.

### Tall fescue

#### *Festuca arundinacea*

- Deep root system
- Hard wearing
- Dark green colour
- Dry tolerant
- Also refer to RTF® p186.

### Creeping red fescue

#### *Festuca rubra* L.

- Competitive once established
- Low-growing, lateral habit
- Fine texture, dark green
- Dry tolerant.

### Chewings fescue

#### *Festuca rubra, ssp commutata*

- Tolerates close mowing
- Dense growth habit
- Dry and shade tolerant
- Good companion in fine lawns.

### Hard and sheep's fescue

#### *Festuca ovina*

- Slower growing, low maintenance grass
- Very fine texture
- Low growth habit
- Good shade, heat and dry tolerance.



## Kentucky bluegrass

*Poa pratensis*

- Slower establishing cool-season grass
- Striking blue-green colour
- High level of wear tolerance
- Strongly rhizomatous.

## Common bentgrass

**(Browntop, Highland Bent)**

*Agrostis capillaris*, *A. Castellana*

- Fine texture, dense habit
- Withstands close mowing
- Medium-dark green
- Reasonable drought, heat and wet-period tolerance.

## Creeping bentgrass

*Agrostis stolonifera*, *A. palustris*.

- Densely tillered, spread by stolons
- Withstands very close mowing
- Medium-dark green
- Good wear tolerance.

## Couch grass (Bermuda Grass)

*Cynodon dactylon*, *C. transvaalensis*

- Warm-season active
- Forms compact, dense turf
- Withstands close mowing
- Good wear tolerance.

## Kikuyu grass

*Pennisetium clandestinum*

- Warm-season active
- Aggressive spreading, tough grass
- Dark green with nitrogen in summer
- May go dormant (off-colour) during winter.

## Carpet grass

*Axonopus fissifolius*

- Narrow leaf perennial creeping grass
- Suited to tropics and warmer temperate regions
- Dense turf with shiny leaves
- Low profile, low maintenance.

## Pensacola bahia

*Paspalum notatum*

- Long slim leaves with root system to 2m
- Excellent drought resistance
- Good cold tolerance
- Suited to low maintenance areas with limited irrigation.

## Queensland blue couch

*Digitaria didactyla*

- Soft fine leaf with blue tinge
- Ideal for tropical and sub-tropical areas
- Good drought tolerance
- Tolerant of temporary waterlogging.

## Zoysia

*Zoysia japonica*

- Slow growing, low maintenance grass
- Doesn't need overly fertile soil or strict fertiliser regime to perform
- Performs well in shady areas
- Hardy and very resistant to damage.



# Turf grasses

## Warm season turf species

	Couch (Bermuda grass)	Kikuyu	Carpet Grass	Pensacola Bahia	Old blue couch	Zoysia
<b>Features</b>						
Cool-season growth	Orange	Orange	Orange	Orange	Orange	Orange
Warm season active	Dark Green	Dark Green	Dark Green	Dark Green	Dark Green	Dark Green
Dry tolerance	Dark Green	Dark Green	Dark Green	Dark Green	Dark Green	Dark Green
Frost tolerance	Orange	Orange	Orange	Orange	Orange	Orange
Close mowing <40mm	Dark Green	Dark Green	Dark Green	Dark Green	Dark Green	Dark Green
Wear tolerance	Dark Green	Dark Green	Dark Green	Light Green	Light Green	Dark Green
Shade tolerance	Light Green	Light Green	Light Green	Dark Green	Light Green	Dark Green
<b>Colour</b>	mid green	mid green	dark green	mid green	med-dark	mid green

### Uses

Home lawn/nature strip	Dark Green	Dark Green	Dark Green	Dark Green	Dark Green	Dark Green
Parks and gardens	Dark Green	Dark Green	Dark Green	Dark Green	Dark Green	Dark Green
Sports ovals	Dark Green	Dark Green	Dark Green	Dark Green	Dark Green	Dark Green
Cricket pitch	Light Green	Red	Light Green	Light Green	Light Green	Light Green
Tennis lawn	Light Green	Red	Light Green	Light Green	Light Green	Light Green
Greens	Light Green	Red	Red	Red	Red	Red
Golf tees	Dark Green	Orange	Dark Green	Dark Green	Dark Green	Dark Green
Golf fairways	Dark Green	Light Green	Light Green	Light Green	Light Green	Dark Green
Golf roughs	Dark Green	Dark Green	Dark Green	Dark Green	Dark Green	Dark Green
Stabilisation	Dark Green	Dark Green	Dark Green	Dark Green	Dark Green	Dark Green

### Sowing rates (kg/100m<sup>2</sup>)

Singlestand	1.0-2.0	1.0-2.0	1.0-2.0	3.0-4.0	1.0-2.0	1.0-2.0
In a mix	-	-	-	-	-	-
Oversowing existing sward	0.5-1.0	0.5-1.0	0.5-1.0	1.5-2.5	0.5-1.0	0.5-1.0
Oversowing Kikuyu/couch	0.5-1.0	0.5-1.0	n/a	n/a	n/a	n/a

## Cool - temperate turf grasses

	Perennial Ryegrass	Turf Tall Fescue	Creeping Red Fescue	Chewings Fescue	Hard and Sheep's Fescue	Kentucky Bluegrass	Common Bentgrass (Browntop-Highland Bent)	Creeping Bentgrass
<b>Features</b>								
Cool-season growth	Dark Green	Dark Green	Light Green	Light Green	Light Green	Light Green	Light Green	Light Green
Warm season active	Light Green	Dark Green	Light Green	Light Green	Light Green	Light Green	Light Green	Light Green
Dry tolerance	Light Green	Dark Green	Light Green	Light Green	Light Green	Orange	Light Green	Light Green
Frost tolerance	Dark Green	Dark Green	Dark Green	Dark Green	Dark Green	Dark Green	Dark Green	Dark Green
Close mowing <40mm	Dark Green	Light Green	Dark Green	Dark Green	Dark Green	Dark Green	Dark Green	Dark Green
Wear tolerance	Dark Green	Dark Green	Dark Green	Light Green	Light Green	Light Green	Light Green	Light Green
Shade tolerance	Dark Green	Light Green	Dark Green	Dark Green	Dark Green	Light Green	Dark Green	Light Green
<b>Colour</b>	med-dark	dark green	med-dark	med-dark	med-dark	blue-green	med-dark	med-dark

Home lawn/nature strip	Dark Green	Dark Green	Light Green	Light Green	Light Green	Dark Green	Dark Green	Light Green
Parks and gardens	Dark Green	Dark Green	Light Green	Light Green	Light Green	Light Green	Light Green	Orange
Sports ovals	Dark Green	Light Green	Orange	Orange	Light Green	Orange	Red	Red
Cricket pitch	Dark Green	Red	Red	Red	Red	Red	Red	Red
Tennis lawn	Dark Green	Red	Dark Green	Dark Green	Light Green	Red	Dark Green	Light Green
Greens	Red	Red	Dark Green	Dark Green	Light Green	Red	Dark Green	Dark Green
Golf tees	Dark Green	Red	Dark Green	Dark Green	Light Green	Light Green	Light Green	Orange
Golf fairways	Dark Green	Orange	Dark Green	Dark Green	Light Green	Dark Green	Dark Green	Orange
Golf roughs	Dark Green	Dark Green	Dark Green	Dark Green	Dark Green	Orange	Light Green	Light Green
Stabilisation	Dark Green	Dark Green	Light Green	Light Green	Light Green	Light Green	Light Green	Light Green

3.0-5.0	3.0-4.0	2.0-3.0	2.0-3.0	2.0-3.0	1.0-2.0	0.7-1.0	0.5-1.0
1.5-3.0	2.0-3.0	1.0-2.0	1.0-2.0	1.0-2.0	0.25-0.5	0.1-0.5	0.1-0.5
1.5-3.0	2.0-3.0	1.5-3.0	1.5-3.0	1.5-3.0	n/a	0.1-0.5	0.1-0.5
3.0-4.0	n/a	1.0-2.0	1.0-2.0	1.0-2.0	n/a	n/a	n/a

Key:  Very suitable  Usually unsuitable  
 Suitable  Not advisable

# Curator quality turf mixes

## Warm season curator

	C4 Lawn	Super Tuff Couch	Super Tuff Kikuyu
Features			
Cool-season growth	Orange	Orange	Orange
Warm season active	Dark Green	Dark Green	Dark Green
Dry tolerance	Dark Green	Dark Green	Dark Green
Frost tolerance	Orange	Orange	Orange
Close mowing <40mm	Dark Green	Dark Green	Dark Green
Wear tolerance	Dark Green	Dark Green	Dark Green
Shade tolerance	Light Green	Light Green	Light Green
Colour	mid green	mid green	mid green

### Uses

Home lawn/nature strip	Dark Green	Dark Green	Dark Green
Parks and gardens	Dark Green	Dark Green	Dark Green
Sports ovals	Dark Green	Dark Green	Dark Green
Cricket pitch	Dark Green	Light Green	Red
Tennis lawn	Dark Green	Light Green	Red
Greens	Red	Red	Red
Golf tees	Dark Green	Dark Green	Orange
Golf fairways	Dark Green	Dark Green	Light Green
Golf roughs	Dark Green	Dark Green	Dark Green
Stabilisation	Dark Green	Dark Green	Dark Green

### Sowing rates (kg/100m<sup>2</sup>)

Singlestand	2.0–3.0	2.0–3.0	2.0–3.0
In a mix	-	-	-
Oversowing existing sward	1.5–2.5	1.5–2.5	0.5–2.5
Oversowing Kikuyu/couch	1.0–2.0 couch only	1.0–2.0 couch only	1.0–2.0 kikuyu only

## Cool - temperate curator

	Hardwearing Blend	Village Green	The Shady One	Water Saver Blend	The Perfectionist	Fine Fescue Blend (Truffle Mix)	Plantation Inter-row	Mow Saver	Sportsfield
Features									
Cool-season growth	Dark Green	Dark Green	Dark Green	Dark Green	Dark Green	Dark Green	Dark Green	Dark Green	Dark Green
Warm season active	Light Green	Light Green	Light Green	Light Green	Light Green	Light Green	Light Green	Light Green	Light Green
Dry tolerance	Light Green	Light Green	Light Green	Light Green	Light Green	Light Green	Light Green	Light Green	Light Green
Frost tolerance	Dark Green	Dark Green	Dark Green	Dark Green	Dark Green	Dark Green	Dark Green	Dark Green	Dark Green
Close mowing <40mm	Dark Green	Dark Green	Dark Green	Light Green	Dark Green	Dark Green	Light Green	Dark Green	Dark Green
Wear tolerance	Dark Green	Dark Green	Dark Green	Dark Green	Dark Green	Light Green	Dark Green	Light Green	Dark Green
Shade tolerance	Dark Green	Dark Green	Dark Green	Light Green	Dark Green	Dark Green	Light Green	Dark Green	Light Green
Colour	med-dark	dark green	med-dark	med-dark	med-dark	blue-green	med-dark	med-dark	med-dark

Home lawn/nature strip	Dark Green	Dark Green	Dark Green	Dark Green	Dark Green	Dark Green	Orange	Dark Green	Dark Green
Parks and gardens	Dark Green	Dark Green	Dark Green	Dark Green	Dark Green	Dark Green	Orange	Dark Green	Dark Green
Sports ovals	Dark Green	Light Green	Light Green	Light Green	Dark Green	Red	Red	Red	Dark Green
Cricket pitch	Red	Red	Orange	Red	Light Green	Red	Red	Red	Dark Green
Tennis lawn	Red	Red	Dark Green	Red	Light Green	Light Green	Red	Red	Red
Greens	Red	Red	Red	Red	Dark Green	Dark Green	Red	Red	Red
Golf tees	Dark Green	Light Green	Light Green	Orange	Light Green	Dark Green	Red	Light Green	Dark Green
Golf fairways	Orange	Orange	Light Green	Orange	Dark Green	Dark Green	Red	Light Green	Dark Green
Golf roughs	Dark Green	Light Green	Light Green	Light Green	Dark Green	Dark Green	Dark Green	Dark Green	Dark Green
Stabilisation	Dark Green	Dark Green	Light Green	Light Green	Light Green	Light Green	Light Green	Light Green	Light Green

Singlestand	3.0–4.0	3.0–4.0	3.0–4.0	3.0–4.0	3.0–4.0	2.0–3.0	3.0–4.0	2.0–3.0	3.0–5.0
In a mix	-	-	-	-	-	1.0–2.0	-	1.0–2.0	1.5–3.0
Oversowing existing sward	2.0–3.0	2.0–3.0	2.0–3.0	2.0–3.0	2.0–3.0	1.5–3.0	2.0–3.0	1.5–3.0	1.5–3.0
Oversowing Kikuyu/couch	2.0–3.0	2.0–3.0	2.0–3.0	n/a	2.0–3.0	1.0–2.0	2.0–3.0	1.0–2.0	3.0–4.0

Key: ■ Very suitable ■ Usually unsuitable  
■ Suitable ■ Not advisable



## RTF®

*(Rhizomatous Tall Fescue)*

RTF® is a unique turf type tall fescue selected for superb colour, texture, disease resistance and self repairing capabilities. Its deep rooting system enables RTF to tolerate drought and heat exceptionally well. RTF lawn seed will grow beautifully in sun or shade allowing you to mow close and decrease your lawn maintenance.

## Monaco

*Bermudagrass (couch)*

Exclusively from Barenbrug, Monaco is a synthetic variety produced by the intercrossing of five clonal parent lines for quality and performance. Monaco is excellent for use on golf courses, sports turf and higher quality lawns. It has excellent density and wear tolerance. Bred for a genetically darker green colour, it also has quicker spring green-up, high colour retention, and winter hardiness. Monaco will make a great addition to your landscape.

## Maya

*Bermudagrass (couch)*

Rated one of the top varieties in independent trials. Maya is a new variety of seeded bermudagrass from Barenbrug. In the NTEP (National Turfgrass Evaluation Program) trials Maya scored exceptionally well for improved turf performance, disease resistance, excellent colour and leaf texture. Being a seeded variety Maya will establish into a superior bermudagrass turf and has a wide range of adaptation.



# Seed technology and general information

Grow with  
Confidence



# Seed coating

Barenbrug offers a range of seed technology options that have been developed for specific plant species. There are generally two types of coatings available:

- Lime-based coating: typically used for legumes and tropical grasses (resulting in a 'build-up', ie. weight gain of the seed)
- Film-coating: typically used for grasses or field crops to deliver a chemical seed coating (negligible weight gain for the seed).

**AgriCote:** Barenbrug premium seed coating technology AgriCote is available for pasture legumes, tropical grasses and forage herb species. It is designed to deliver significant advantages to plant establishment through insect protection (Gaucho®), fungicide protection, inoculant bacteria (on most legumes) and micro-nutrients. This coating technology also significantly improves the handling aspects of some seeds, enabling more efficient distribution across the paddock, which is particularly important for aerial application of some tropical species. For more information about AgriCote refer to page 192.

**Gaucho Film Coat:** A film-coat of Gaucho insecticide is designed to protect seedlings from biting and sucking insects (including red-legged earth mites) for up to four weeks during establishment. Gaucho Film Coat offers 'stress shield' benefits, which help to protect treated plants during extended dry periods. Gaucho Film Coat also includes a fungicide which protects the seed against fungal diseases.

**Poncho® Film Coat:** Poncho Plus insecticide is designed to protect seedlings from chewing as well as biting and sucking insects for up to four weeks during establishment. It includes the active ingredient in Gaucho Film Coat which offers 'stress shield' benefits to help protect treated plants during extended dry periods. Poncho Film Coat also includes a fungicide which protects the seed against fungal diseases.

**OptiCote:** Offers both fungicide and insecticide protection for sorghum and corn crops. A film coating of Vitavax® and Gaucho is used on corn. Thiram and Gaucho/Cruiser® are used for sorghum.

**OptiCote PLUS:** Consists of the ingredients of OptiCote as mentioned above, but also includes Concept II® seed safener, for the use of Dual Gold® herbicide in sorghum.

® Concept II, Cruiser and Dual Gold are registered trademarks of Syngenta.

® Gaucho is a registered trademark of the Bayer Group.


® Poncho Plus is a registered trademark of BASF.

® Vitavax is a registered trademark of Crompton.



Untreated vs Treated

	Seed coating	Seed build	Chewing insects	Biting/sucking insects	Fungicide	Trace elements	Rhizobia	Stress shield	Lime
Temperate Grasses	Gaucho Film Coat	No Build		✓	✓			✓	
Temperate Grasses	Poncho Film Coat	No Build	✓	✓	✓			✓	
Temperate Legumes	AgriCote	Yes		✓	✓	✓	✓	✓	✓
Forage Brassicas	Poncho Film Coat	No Build	✓	✓	✓			✓	
Forage Herbs	AgriCote	Yes		✓	✓	✓	✓	✓	✓
Lucerne	AgriCote	Yes		✓	✓	✓	✓	✓	✓
Tropical Grasses	AgriCote	Yes		✓	✓	✓	✓	✓	✓
Tropical Legumes	AgriCote	Yes		✓	✓	✓	✓	✓	✓
Corn / Maize	OptiCote	No Build		✓	✓				
Grain Sorghum	OptiCote	No Build		✓	✓				
Grain Sorghum	OptiCote Plus	No Build		✓	✓			Plus Concept II® Seed Safener	



## Tailored seed enhancement

AgriCote is designed to enhance seedling establishment by delivering improved early seedling vigour and root development through the inclusion of growth promotants and dormancy breaking technologies. It includes nutrients designed to be immediately available to the seedling and provides protection against fungal diseases through a fungicide treatment. AgriCote also includes insecticidal treatments that offer protection from biting and sucking insects. In addition to all of these state-of-the-art elements, AgriCote also features encapsulated rhizobia which prolongs shelf life of treated legumes and helps to ensure good legume nodulation in the paddock, maximising your investment.

Potential benefits include:


- Dormancy breaking technology
- Improved plant establishment
- Improved early root growth and development
- NPK nutrients and trace elements that are immediately available to the seedling
- A more robust seedling for slow establishing grasses
- Encapsulated rhizobia for longer shelf life
- Protection against biting and sucking insects
- Protection against fungal diseases
- Better ballistic properties for flying seed onto hill country

**AgriCote Seed**  
typical coating make-up

**Lime Coating**  
creates a favourable germination environment

**Fungicide Protection**  
option of pythium and phytophthora protection

**Protective Polymer**  
protects and isolates bacteria



**AgriCote®**

**Bonding Polymer**  
bonding AgriCote seed capsule

**NPKS and T.E. Nutrients**  
immediate rhizobia and seedling nutrition

**Growth Promotant**  
promotes establishment and seed vigour

**Biological Inoculant**  
promotes establishment and seed vigour

Rhizobium inoculation group	Suitable species	Notes
AL	Lucerne	
	Strand medic	
	Disc medic	
AM	All other annual medic species	Annual medics except Strand and Disc
B	White clover	Suits most perennial clovers
	Red clover	
	Berseem clover	
	Alsike clover	
C	Strawberry clover	
	Balansa clover	Suits most annual clovers
	Persian clover	
	Arrowleaf clover	
	Sub-clovers - all types	
F	Rose clover	
	Crimson clover	
	Field peas	
	Vetch	
G	Faba beans	
	Lentils	
	Lupin	Group G and Group S can be interchanged
H	Soy beans	
I	Cowpeas	
	Mungbeans	
J	Pigeon peas	
	Lab Lab	
M	Glycine	
	Siratro	
	Wynn cassia	
N	Chickpeas	
S	Serradella	Group S and Group G can be interchanged
SU343	Birdsfoot trefoil	
WSM1497	Biserrula	
CB1717	Burgundy bean	
CC283b	Caucasian clover	
CB3126	Desmanthus	
CB782	Kenya white clover	
CC829	Lotus	
SRDI554	Messina	
WSM1292	Sulla	

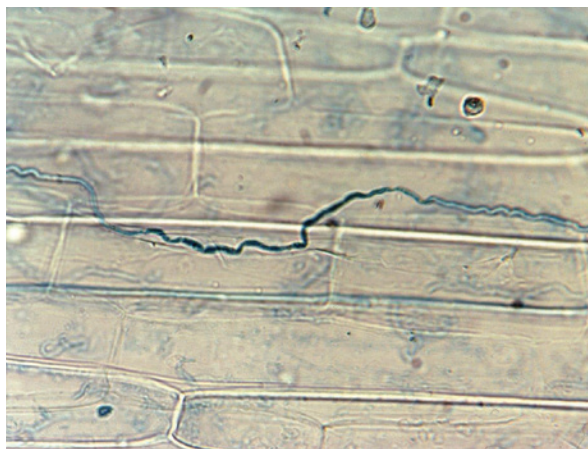
## Seed weights

Species	Seeds/gram
<b>Pasture grasses</b>	
Ryegrass - diploid	500 – 600
Ryegrass - tetraploid	250 – 300
Tall fescue	400 – 450
Phalaris	500 – 550
Cocksfoot	1000 – 1100
Brome grasses	100 – 120
Timothy	2500 – 2800
Tall wheat grass	150 – 200
<b>Pasture legumes</b>	
White clover	1500 – 1800
Red clover - diploid	500 – 550
Red clover - tetraploid	300 – 350
Strawberry clover	650 – 700
Balansa clover	870 – 1100
Arrowleaf clover	650 – 750
Berseem clover	440 – 480
Persian clover	750 – 900
Sub-clover	90 – 150
Lucerne	400 – 480
Barrel medic	230 – 300
Burr medic	230 – 300
<b>Other forages</b>	
Chicory	600 – 800
Plantain	500
Forage rape	300 – 350
Turnips	200 – 400
Swede	250 – 450
Kale	200
Forage barley	22 – 30
Forage oats	23 – 30
Forage triticale	20 – 25
Forage sorghum	30 – 45
Millet	150 – 200
Common vetch	15 – 25
Woolly pod vetch	20 – 40

## Endophyte technology

### What is an endophyte?

An endophyte is a fungus that lives naturally in a plant. In the wild and cultivated areas there are many different grasses and endophytes, often they have a special and unique symbiotic relationship with each other. The grass offers the fungus nutrient, a home and a method of multiplication and dispersal. The fungus gives the plant some protection from pests and over-grazing. The fungus also produces chemicals that perform the insecticidal and anti-feeding functions thus helping the plant's survival.



Endophyte under microscope

### Animal and productivity effects

In ryegrass, the animal health problems manifest as ryegrass staggers (from the chemical Lolitrem-B) and/or heat stress (Ergovaline). In tall fescue, there are no incidents of staggers, but high levels of ergovaline leading to heat stress and at its worst, a condition called 'fescue foot' where animals have severely restricted blood-flow to the extremities of the body. Naturally occurring ryegrasses and fescues usually have fairly high levels of these chemicals in the plant at certain times of the year, most notably when seed heads are developing in late spring, and in early autumn when coming out of summer dormancy.



Endophyte chemicals can cause production losses as well as leading to potential injury or death of the animals. Even if the livestock do not seem to be under the effects of the endophyte, there may be sub-clinical effects that are lowering milk or meat production, without the animals seeming to suffer. It is ideal for a pasture to have the plant-survival characteristics that normal endophyte offers, but without health effects or production losses. In some situations, particularly where animals are being very intensively produced, the staggers and heat stress issues affect the economic performance of the farm to a point where other options should be considered and carefully taken up.

## Standard, Nil, Novel

SE, meaning Standard Endophyte (formerly referred to as HE), is the term loosely used for all grasses with a normal, native, natural or wild-type endophyte.

Available are Nil endophyte grasses (<5% endophyte) (also sometimes called WE - Without Endophyte) where the fungus has been allowed to die out in the seed. These offer terrific animal health benefits, but do not have the survival characteristics of SE grasses and, in many cases or environments, Nil endophyte grasses may not be as persistent.

Novel endophytes are selections made to offer some of the benefits to the plant with lower levels of animal health problems. They have been brought to the seed market through a process involving a laboratory technique, by injecting the selected endophyte into nil endophyte plant seedlings, or in the case of the NEA series, brought through with the grass breeding program.

## Ryegrass

The AR1 and NEA novel endophytes are selected for nil or very low Lolitrem-B, and nil to moderate ergovaline levels. The peramine levels are kept at natural levels or may in fact be enhanced for the insecticidal effects to be promoted. Ergovaline has some insecticidal properties too, and retaining some of this (NEA2, AR5, AR6) possibly offers better persistence over AR1 in some circumstances. AR37 endophyte operates quite differently and produces a group of chemicals called janthritems. AR37 grasses have shown reasonably good results for persistence under insect pressure, but may still lead to staggers in some conditions.

## Tall fescue

Tall fescue naturally hosts an endophyte, however most of the tall fescue pasture seed available since the early 1980s has been offered as nil endophyte. Wild-type tall fescue endophyte typically contains varying levels of ergovaline that may contribute to either heat stress or ergotism in warmer times or to lameness (fescue foot), more commonly seen in late autumn or winter. Horses and cattle appear to be more readily affected than sheep. More recently some novel endophyte varieties have been developed, although are not recommended for animals other than cattle and sheep.

## Transfer of endophyte into the field

It should be remembered that in some cases the novel endophytes in grass seeds do not last very well in storage, unless cared for under low temperature and low humidity.

Sensitive seed stock should be stored in positions where it is not subjected to large temperature fluctuations – avoid the high rack on the northern side of the shed for instance. Seed should be carefully stored and stocks regularly turned over.

*Barenbrug conducts regular testing to ensure that varieties are offered with good levels of novel endophyte in the seed lot.*

Sowing a new novel endophyte variety will not necessarily solve all endophyte related problems on the farm. Control of old grass from previous pastures, and care as to where and what is fed out in terms of fodder will also be important, as viable seed may be reintroduced.

Also remember that soil fertility, pasture management, animal health and feed quality will also need to be well managed, and may in many cases be a more significant issue than what endophytes are present in the pasture.







NEA2, NEA4, NEA	AR1
-----------------	-----

Ideal for good balance of performance and persistence. No animal concerns.	Good fit for much of Australia, horse safe. No animal concerns.
----------------------------------------------------------------------------	-----------------------------------------------------------------

AR5	AR37	Wild Type (WT, SE, HE)	Nil
-----	------	------------------------	-----

Generally safe; some reports of production decline in lambs	Sheep and cattle only. May cause staggers.	Staggers possible, good persistence, animal performance variable.	Rarely persists for long periods due to lack of insect tolerance.
-------------------------------------------------------------	--------------------------------------------	-------------------------------------------------------------------	-------------------------------------------------------------------

Alkaloid:

Lolitre-B	Low level	No	No	No	No	High level	No
Ergovaline	Low Level	No	Low Level	No	High level	High level	No
Peramine	Yes	Yes	Yes	No	Yes	Yes	No
Janthritem	No	No	No	Yes	No	No	No
Loline	No	No	No	No	No	No	No

Insect protection<sup>1</sup>:

Argentine Stem Weevil (ASW) Larvae	Moderate - Good <sup>2</sup>	Very Good	Good <sup>5</sup>	Good	Very Good	Poor
Argentine Stem Weevil (ASW) Adults	Moderate - Good <sup>3</sup>	Very Good	Good <sup>5</sup>	In Question <sup>6</sup>	Very Good	Poor <sup>6</sup>
Black Beetle (BB)	Good	Poor	Good <sup>5</sup>	Good	Good	Poor
Root Aphid (RA)	Moderate - Good <sup>4</sup>	Poor	Moderate <sup>5</sup>	Very Good	Moderate	Poor
Pasture Mealy Bug	Very Good	Very Good	Very Good <sup>5</sup>	Very Good	Very Good	Poor

Animal performance:

Freedom from ryegrass staggers	Excellent	Excellent	Excellent	Staggers in some circumstances <sup>8</sup>	Staggers often Probable <sup>9</sup>	Excellent
Relative animal performance	Excellent	Excellent	Very Good - Excellent <sup>7</sup>	Very Good - Excellent <sup>8</sup>	Variable <sup>10</sup>	Excellent

1. Observational information provided for guidance only. Endophyte insecticidal effects in Australia are yet to be fully verified.
2. NEA/NEA2/NEA4 endophyte expression varies between cultivars. Diploid cultivars appear to have greater resilience to ASW larvae.
3. NEA2/NEA4, AR1 and SE have similar good levels of tolerance to ASW adults.
4. NEA/NEA2/NEA4 endophyte expression varies between cultivars. Diploid cultivars appear to have greater resilience to root aphids.
5. Barenbrug does not have observational data for AR5 endophyte in Australia.

6. ASW adults preferentially graze Nil endophyte and AR37 in lab tests.
7. Some reports of slight production decline in lambs grazing AR5.
8. AR37 has led to instances of staggers in sheep. Incidence are probably rarer and less severe than seen in SE.
9. SE types are the regular cause of ryegrass staggers and production losses in Australia.
10. There is some variation in SE endophytes in ryegrasses and their expression.

## Ryegrass staggers

Illness of animals expressed from consuming ryegrass with toxic levels of endophyte is often referred to as Perennial Ryegrass Toxicosis (PRGT).

PRGT can be a serious problem during summer and autumn months. The overwhelming threat is from the syndrome known as ryegrass staggers which can lead to animal losses through ill-thrift and death. These alkaloids can cause production losses as well as leading to potential injury or death of the animals. Even if the livestock do not seem to be under the effects of the endophyte, there may be sub-clinical effects that are lowering milk or meat production, without the animals seeming to suffer. There are also often animal welfare concerns. Heat stress may also be observed, but appears less common in the main. There is no specific treatment for PRGT. Toxic pastures can however be addressed through good management and can often be replaced with safe alternatives.

Avoiding ryegrass staggers:

- Do not use ryegrasses with wild-type endophyte. Other options are readily available
- Plant/over-sow a diverse pasture mix, and manage it to reduce any (toxic) ryegrass component
- Adopt a program to replace staggers-causing paddocks that should include reducing the soil weed-seed burden
- Develop a number of 'staggers-safe' pastures, specifically reserved for the threat period, particularly for younger stock
- Introduce supplementary feeding before the staggers season
- Avoid feeding hay or silage made from wild-endophyte pastures through the staggers season
- Avoid introducing hungry stock to the first ryegrass shoots of the autumn, and offer enough pasture to reduce the grazing pressure, thus reducing the inclination to graze the grass hard in the crown
- Avoid contamination of staggers-free pasture from seed sources such as brought-in hay.

If ryegrass staggers occur:

- Monitor stock during periods of stressed green-pick through summer and autumn
- Quietly move affected animals to safe pastures or confinement areas with shade and water
- Prevent access to dams or waterways to prevent drowning; provide water via troughs
- Avoid using dogs or loud/swift vehicles
- Use of narrow ditches to set sheep upright
- Animals may improve over 1–2 days, although toxins can remain in their system for a week or two.

## Other common animal health issues

Barenbrug offers the following information in good faith that it may help to develop strategies and tactics on farm to assist production. Barenbrug do not have any claims to be experts in veterinary science. The information here is far from comprehensive, but may prove a useful starting point to provide the reader with some considerations when developing your plans. If topics relating to management of ill livestock are of interest or importance, seek further information from animal health specialists.



## Common animal health issues from pastures and forage crops



Issue	Typical signs / situations	Useful responses and management options
<b>Acidosis/Laminitis /Founder/Grain poisoning</b>	High sugar levels and low rumen pH from excessive grains, high sugar forages. Often combination of crushed grain and lush feed. Signs: loss of appetite, listlessness, dehydration, scouring, blindness, spasm, death.	Remove crushed grains. Feed additives such as Bentonite, lime-stone and bicarb soda drench. Introduce concentrates slowly and monitor. Avoid high % brassica petiole in diet. Increase fibre to stimulate saliva / cud-chewing.
<b>Annual ryegrass toxicity (ARGT)</b>	Wimmera ryegrass seed head in late spring with slimy exudate from the nematode <i>Anguina funesta</i> in combination with a bacterium. Signs: high stepping gait, nervous convulsions, collapse, death.	Monitor possible paddocks for signs. Gramoxone pasture top in mid spring. Burn affected stubbles. Grass-free pasture phase/crop it out. Avoid buying hay or poorly produced grain from affected areas. Reduce reliance on Wimmera ryegrass. Use certified annual ryegrass seed.
<b>Bloat</b>	Gorging of high legume pastures of red, white, sub-clovers and lucerne, often in wet conditions. Signs: rapid breathing, distended left abdomen, animals appear distressed, eyes bulging, deaths.	Avoid putting empty/hungry animals onto such pastures, or do so only for brief periods and monitor. Increase fibre offer (hay), teric based blocks, bloat capsules, spray bloat oil pre-grazing, oil drenches.
<b>Facial eczema (Mycotoxicosis)</b>	Most common from Feb to May, with lots of plant litter in the pasture. Signs: mild photosensitisation (sun burn) to severe jaundice and death.	Move stock to longer pasture; avoid paddocks cut for hay or late topped, these can be more toxic due to pasture litter. Introduce zinc in ration. Avoid mouldy hay/silage. Test feed grains for mycotoxins.
<b>Ergotism/Heat stress/Fescue foot (a mycotoxicosis)</b>	Infected seed in pastures or hay etc, often paspalum, but many species of grass included. Uncharacteristic panting and seeking shade/water-holes in hot weather. Reduced weight-gain/milk. Fescue with wild endophyte in cold seasons, esp. horses, cattle develop lameness (fescue foot). Low conception rates, muscle tremors, incoordination or foot gangrene and death in severe cases. From wild endophyte in ryegrass or fescue.	Remove stock to safer pastures, do not offer feed from infected summer pastures or pasture hay from such sources. Avoid set-stocking suspect fescue dominant pastures in colder months. Introduce new species or renew pastures with "safe" endophyte options.

Issue	Typical signs / situations	Useful responses and management options
<b>Hypocalcaemia / Milk fever</b>	Late pregnancy and early lactation. Signs: proppy gait, bellowing, muscle spasms, tremors, staggers, convulsions, sudden death.	Feeding hay with ground lime-stone, quality clover and lucerne hay is good. Calcium/magnesium blocks. Intravenous drips. Avoid cereal hay, grains, sorrel, kikuyu. Give shelter in cold weather.
<b>Hypomagnesaemia /Grass tetany</b>	Low magnesium levels often on winter grazed cereals. Signs: proppy gait, bellowing, muscle spasms, tremors, staggers, convulsions, sudden death.	Feeding hay with causmag, quality clover hay is good. Mg bullets, and licks/grass tetany blocks, lower K fertiliser levels in autumn. Magnesium injections.
<b>Lupinosis (Mycotoxicosis)</b>	Sheep feeding on lupin stubbles in damp summer. Jaundice, photosensitivity, weak animals evident in the mob.	Monitor stock on lupin stubble paddocks when summer rains are about.
<b>Nitrate poisoning</b>	High N in feed: ryegrasses, cereals, maize, brassicas. Nitrate levels too high in rumen: high respiration rate, gasping, convulsions, and death. Blood is typically brown. Can cause abortion.	Nitrate levels in feed <10g/kg DM to be safe. Monitor stock on lush green feed or Group I sprayed weed-dominant sites. Grazing management and moderate use of N fert are the main things.
<b>Phalaris staggers</b>	Occurs after a longer grazing period, mainly in cobalt deficient areas in autumn. Animals stagger, head nodding, obviously bad gait, collapse, rapid heartbeat, nervous tremors, death.	Avoid temptation to put hungry sheep on first green pick in autumn. Use sentinel sheep and monitor. Use of cobalt supplements orally. Remove sheep from affected pastures, some affected ones may recover - can take up to a week. Alternate feeds.
<b>Phalaris sudden death</b>	Often within a few hours of being introduced to phalaris pastures. Breathing problems, blue gums, rapid heartbeat and often death.	As for phalaris staggers, but cobalt has no effect.
<b>Phytosensitivity</b>	Grazing brassicas too early. Avoid too high percentage in the diet. Redness and swelling on exposed areas: blistering of ears and face. Liver damage and unable to process plant toxins and overload of chlorophyll.	Remove stock and find shade, monitor grazing of brassicas - reduce percentage of brassica in diet/eat bulbs/stem as well as leaves (break-fence). Avoid weeds like Patersons' curse, ragwort, storksbill.



Issue	Typical signs / situations	Useful responses and management options
Phyto-oestrogens	Common in the older types of red clovers, sub-clover pastures, sometimes in lucerne (often 80% + legume pastures of this nature). Maybe 10 – 20% failure to join. Increased birthing problems.	Pasture selection during flushing/joining periods and pregnancy. Manipulate balance of pasture swards: sprays, oversowing, grazing management.
Prussic acid (Hydro cyanic poisoning)	Typically relates to grazing of immature, droughted or frosted forage sorghum. Any stress on it including herbicides will increase to HCN. Muscle trembling, staggers, gasping, collapse, coma, death.	Affected stock should be removed and treated with sodium thiosulphate. Do not graze immature or stressed crops. Do not introduce hungry/empty stock. Provide sulphur lick blocks. Use low prussic acid varieties.
Pulpy kidney (enterotoxaemia)	A clostidial disease. Poor movement of food through the gut causing a build-up toxin in the intestine. Sudden death with or without convulsions.	Vaccination at key times. Provide hay/silage and grazing management when going on to lush feed.
Red gut	Grazing lush legumes, esp. lucerne, occasionally on other quality pasture/forages. Signs: intense reddening of the intestine and sudden death.	Remove animals from lucerne or fodder crop. Offer hay or silage. Grazing management: on-off cycle and monitor feed.
Red water	High sulphur levels in brassicas, immature crops, seed heads on canola crops and other brassicas going to seed. Animal urine turns/ runs red.	Remove stock and wait for brassica to mature. On-off grazing management. Reduce fertiliser S in programs.
Vetch seed	Toxicity from grazing stubbles where vetch grain has been produced or consumption of hay cut after pod-fill.	Avoid grazing stubbles from vetch seed production. Monitor hay production. Can be fatal to most forms of livestock.

## Seed certification

The Australian Seeds Authority (ASA) is responsible for controlling seed certification in Australia. Seed certification protects the identity of a cultivar and provides the assurance that you can buy seed that is as close as possible to the genetics of the variety originally selected by the breeder. Operated under protocols from the International Seed Testing Authority (ISTA), seed laboratories, staff and paddock inspectors are qualified and authorised under strict guidelines.

A crop is required to be grown to specific standards. For example, to grow Bealey ryegrass for seed, the paddock needs to be free from any other ryegrass varieties for at least the two previous seasons. This eliminates risk of contamination. Before harvest, the crop is required to pass an in-field inspection by an authorised third party. After harvest, cleaning and packaging, the resultant seed is tested by the authorised laboratory and needs to be of sufficient purity. For example, perennial ryegrass of first generation is required to be a minimum of 98% pure seed and a maximum 0.7% other seed. Full guidelines for certification requirements are available at [www.oecd.org/agriculture/seeds/rules-regulations](http://www.oecd.org/agriculture/seeds/rules-regulations)

All certified Barenbrug seed will have certification tags attached to the sacks. Certification certificates are available on request.

## Seed analysis certificate

A seed analysis certificate documents the quality of a seed line and if it has been laboratory tested in a standard way. All seed has its own line number which is printed on the side of the seed sack, with each line having its own analysis certificate.

The seed certificate will usually show some or all of the following information:

Cultivar tested	Name and or variety number designation
Species	Botanical name
Seed line number	A unique number that identifies the seed lot, also stamped on the sacks
Date of test	Date sample analysis was completed and reported
Purity	% pure seed, and contaminants including inert matter and/or other seeds
Germination	% live seed: may involve breaking dormancy with KNO <sub>3</sub> and/or pre-chilling
Normal seedlings	Length of test will depend on seed type, typically assessed at emergence of cotyledons or primary leaf from seed coat or coleoptiles
% first count	Often sufficient. A high % can indicate good vigour and vice-versa
% final count	% of normal seedlings after standard germination period
Abnormal seedlings	% slow or obvious distorted: split coleoptiles, missing parts, stunted, etc
Hard seed	As a %: Long term form of dormancy, only applicable to legumes
Fresh un-germinated	As a %: indicates short-term form of dormancy, commonly found in tests close to harvest, often identified with KNO <sub>3</sub> and/or pre-chilling
Dead seed	As a %: indicated by failure to germinate or decayed/damaged seed
Bulk search	Contaminants in very low levels, not enough to show in purity sample

**Some other tests sometimes performed:**

Tetrazolium (TZ)	A quick test using stain to identify germinable seed
Vigour testing	Often using conductivity, applicable to legumes, sometimes unreliable
1000 gwt	The weight in grams of 1000 seeds, used for calculating sowing rates
Anguina	Presence of galls from the ART associated nematode <i>Anguina funesta</i>
Endophyte %	<p>In perennial ryegrass or tall fescue (either seed or seedling grow out)</p> <ul style="list-style-type: none"> <li>NEA, NEA2, NEA4, AR1 or AR37 : 70%+ of seed have stated endophyte</li> <li>LE or 'Low endophyte' : a low level of seeds have any endophyte</li> </ul>
GMO testing	Specific reporting for the detected presence of GM events.



## Superseded varieties

Plant-breeding and evaluation trials continue to bring forth new cultivars with improved characteristics and performance. For convenience, the following table describes recent cultivar changes to our portfolio:

Grasses:		
Amie annual ryegrass	replaced by Fuze	p35
Aston Italian ryegrass	replaced by Arise	p33
Alto AR37 perennial ryegrass	replaced by Maxsyn NEA4	p27
Arrow AR1 perennial ryegrass	replaced by Governor AR1	p28
Kidman AR1 perennial ryegrass	replaced by Kidman NEA2	p28
Viscount NEA perennial ryegrass	replaced by Viscount NEA4	p25
Kasbah cocksfoot	replaced by Summadorm	p43
Atlas phalaris	replaced by Horizon	p38
Pasture Legumes:		
Tuscan red clover	replaced by Morrow	p55
Forage Cereals:		
Mammoth oats	replaced by Express	p119
Aladdin oats	replaced by Wizard	p120
Sugar Sweet forage sorghum	replaced by Hunnigreen	p125
Astro forage sorghum	replaced by Lush	p125
Centaur forage sorghum	replaced by Nudan	p124
Vetch:		
Rasina	replaced by Volga	p113
Tropicals:		
B1 Burgundy bean	replaced by Garnet/Presto	p140
Tolgar® Rhodes grass	replaced by Endura Rhodes®	p132

Retired Varieties:			
Kennedy	Wheat	HM-152	Corn / maize
Baxter	Wheat	HM-151	Corn / maize
EGA Eaglehawk	Wheat	HM-114	Corn / maize
Mandelup	Lupins	Frontier	Balansa clover
HGS-102	Grain sorghum	Napier	Sub-clover
HGS-114	Grain sorghum	Archer	Canola
Lawson	Phalaris	Banker	Canola
Invitation	Swede	Saintly	Canola

# Summer crop





# Barenbrug summer crop program

Barenbrug is now a major player in this exciting sector thanks to a formal licencing agreement with NUSEED Pty Ltd to licence, market and distribute their existing grain sorghum, forage sorghum and sunflower products and have access to Nuseed germplasm.

This agreement includes a plant breeding program, allowing Barenbrug to develop our own sorghum and sunflower varieties to bring exciting new products to market.

The expanded sorghum and sunflower program offer means Barenbrug can capitalise on our significant investment in capability and infrastructure, including the new state-of-the-art \$15-million warehouse facility in Toowoomba, supported by our expanded team across Australia.


The range of summer crop varieties available from Barenbrug is second to none, with a product to suit every situation and purpose.



# Grain sorghum

## Cracka


*Grain sorghum*



- Semi-open head type
- Medium height
- 70–72 days to flowering
- Mid maturity option
- Excellent seed size
- Low-moderate stay green (dries off well pre-harvest)
- Good lodging tolerance
- Well suited to dryland and irrigation.

## Liberty

*Grain sorghum*




- White grain sorghum
- Midge tested 4
- Semi-open head type
- Medium – tall height
- 75–80 days to flowering
- Mid - late maturity option
- Moderate stay-green (standard spray out practices)
- Moderate lodging tolerance
- Excellent pollen producer (reduces ergot risk).



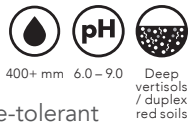
# Sunflowers

## Ausistripe 14 Sunflower



- Grey stripe hybrid
- Mid oleic birdseed
- Medium maturity
- Semi-erect head type
- Medium to tall plant height.

## Ausiclear®20 Sunflower



- First Australian bred imidazolinone-tolerant sunflower variety
- Earlier maturing
- Lower moisture requirement - can be grown into more marginal areas
- Rust resistance
- Highest industry tobacco streak virus (TSV) tolerance.



# Field crops



## Barenbrug national field crop business

Barenbrug has had long standing partnerships with a number of breeding organisations both nationally and overseas. We work in close alliance with end users including millers and maltsters so they are aware of any new product developments.

Research, development and extension are key to a sustainable and profitable future for Australian farming communities. Barenbrug is proud to be a major stakeholder in the development and delivery of new and innovative products to satisfy the needs in a challenging and changing environment.

Barenbrug has a strong legacy in developing and offering exciting new genetics in winter crops such as barley, oats, wheat and a number of grain legumes. These crops are brought to market through our Broadacre Agents. Our Agents are regionally based to provide localised service with attention to varieties and seed volumes suited to regional requirements. Recent developments in this range include the release of highly regarded milling oats with the variety Bilby being the most recent addition.

## Research, development and extension program

Through Barenbrug's research, development and extension program (R D and E), our team of skilled and experienced agronomists is constantly exploring new opportunities to improve profitability at the farm gate level. Our investment ensures our new cropping cultivars meet all due diligence requirements both in the laboratory and in the field prior to commercial release.

Barenbrug has long standing partnerships with a number of breeding organisations both domestically and overseas. We also work in close alliance with end users including millers and maltsters so they are aware of any new product developments.

Research, development and extension are key to a sustainable and profitable future for Australian farming communities. Barenbrug is proud to be a major stakeholder in the development and delivery of new and innovative products to satisfy the needs in a challenging and changing environment.







## BA grain varieties

Broadacre Agents (BAs) are responsible for the production, marketing, pricing and sale of the majority of our field crop products. BAs have been selected based on their expertise in producing high quality seed combined with their local knowledge and industry experience.

The following products are sold through BAs:

### Red wheat

Einstein (feed)

### Barley

GrangeR

Oxford

### Oats

Bilby

Williams

Mitika

Durack

Kowari

### Desi chickpeas

(WA and southern only)

Neelam

### Desi chickpeas

(northern only)

Kyabra

### Lupins

Amira Albus

Mandelup – Narrow Leaf

### Faba bean

Farah

For BA locations refer to page 226.


Note: Some of our varieties incur an End Point Royalty. Please refer to page 225.



# Barley

## GrangeR


Barley



- Barley Australia accredited malt variety
- Medium-late in maturity, high yielding
- Broadly adapted variety suited to a wide range of environments
- Excellent malt extraction and good diastatic power
- Excellent straw strength and resistance to lodging, improved test weight and screenings
- Resistant to powdery mildew and resistant/moderately resistant to leaf rust
- Provisional resistant rating for CCN9
- GrangeR is a starch adjunct barley with likely use in export malt and export grain markets.

## Oxford

Barley




- Late in maturing feed barley with high yield potential and wide adaptation
- One of the highest yielding varieties in SA, VIC and NSW (NVT Long Term Yield Data 2008-2013)
- Later in maturity than Baudin and Gairdner
- Larger kernel size with good head retention - excellent resistance to lodging
- Resistant to powdery mildew and resistant/moderately resistant to leaf rust
- Good grain size and test weight.

# Red wheat

## Einstein

Wheat




- Red winter wheat
- Group 2 winter wheat on the HGCA recommended list
- Has performed extremely well across a range of situations
- Strong leaf disease package
- Late maturity, best suited to medium/high rainfall zones
- Seed based royalty. No EPR
- Former 'World Record' yield title holder.

# Oats

## Bilby


Oats



- New milling oat, accredited in WA, approved by Blue Lake Milling in SA, under evaluation with Uncle Tobys
- High grain yield potential
- High B-glucan
- Bright grain colour
- Low screenings
- Excellent grain quality
- High groat percentage.

## Kowari


Oats



- Accredited milling variety
- Improved beta glucan 5.2% (DM basis) compared to 4.4% for Mitika
- Excellent grain quality – lowest screenings percent of all major varieties
- High protein and groat percentage
- Mid maturity similar to Mitika
- Suits most traditional oat growing areas of Australia
- Ideal replacement for Mitika
- Commercially available from 2018.

## Durack


Oats



- Dual purpose hay/grain variety
- Early maturity milling oat (min. one week) earlier than Carrolup, Williams and Bannister
- Competitive yield similar to Carrolup and Yallora
- Excellent grain quality. Low screenings
- High groat percentage. Very good early vigour
- Widely adapted suited to mid-low rainfall areas.

## Williams


### Oats



- Milling and feed oat
- New early maturing, mid-tall oat
- Flowers slightly earlier than Carrolup, Kojonup and Echidna. Flowers slightly later than Mitika
- Highest yielding potential milling oat variety across NVT trials in Australia
- Potential milling variety with an improved disease resistance package
- Good straw strength and standability
- Dual purpose oat, suited to hay and grain production.

## Mitika

### Oats



- Early maturing dwarf type milling and feed grain oat
- High yielding - suitable for all rainfall areas
- 9% higher yielding than Possum in low rainfall environments
- High groat percentage
- Low lignin and high digestibility, excellent feed value
- Superior grain size, straw strength and standability
- Moderately resistant to leaf and stem rust and bacterial blight
- Preferred Australian milling variety.

## Chickpeas

### Variety management/agronomy

Guidelines are based on optimum performance, varieties may still perform satisfactorily outside of these guidelines.

**Annual rainfall:** Desi type chickpeas require more than 350 mm annual rainfall.

**Soil type:** Chickpeas are best suited to well-drained loams and self mulching clay soils of good water holding capacity. Acidic, saline and/or sandy textured soils are generally unsuitable. Avoid poorly drained soils – waterlogging tolerance is poor.

**pH:** Chickpeas prefer neutral to alkaline soils 6.0 – 8.0 pH (water).

Take care with seed inoculation. Treat seed with fungicide first, then apply inoculants separately just before sowing. Avoid inoculating directly into air-seeded and planter bins as the seed will need to dry for a short period prior to being sown. Newly inoculated seed is often sticky and does not flow properly. This can cause uneven seed flow, resulting in patchy establishment across the paddock.






WA and southern only

## Neelam

Chickpeas

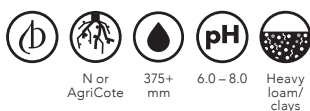


- Desi chickpeas
- Tested as WACPE2155
- Mid flowering line with excellent (tallest) plant height
- Most outstanding yielder
- Solid NVT yield performance
- Good grain quality similar to Genesis836
- Ascochyta blight resistance is better than Genesis836 and similar to PBA Slasher.

Northern only

## Kyabra

Chickpeas



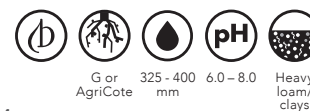
- Desi chickpeas
- High yielding – 4% higher than Jimbour
- Superior pea size and quality - approximately 26 grams/100 seeds
- Excellent early vigour – ideal for deep sowing
- Improved plant height and harvestability
- Good lodging resistance
- Proven alternative to PBA Pistol in central QLD
- Seed based royalty - No EPR.



## Lupins

### Amira

Lupin

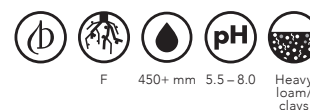


- Tested as WALAB2014
- Has highest resistance to anthracnose
- Highest yielding of all Albus varieties
- Shorter season variety than Andromeda
- Flowers at a similar time to Kiev Mutant
- Matures about 7 days later than Kiev Mutant.

## Faba beans

### Farah

Faba bean




- Early-mid faba bean
- Farah is a direct Arabic translation for Fiesta and will be a replacement for this popular variety
- Widely grown in southern areas of NSW, VIC and SA
- Improved ascochyta resistance for both leaf and pod than Fiesta
- Reduced grain staining from ascochyta at harvest
- A more versatile, marketable product to end users
- 2% higher yielding than Fiesta in SA.

## Lentils

### Nugget

Lentil



- Mid season, high yielding red lentil commercialised by Agriculture Victoria
- Has shown excellent adaptation to the Wimmera/southern Mallee regions of VIC
- Moderately resistant to foliar infection of ascochyta blight
- Similar maturity to Digger and Cassab
- Similar seed type and quality to Digger
- Increased yield over all competitive cultivars
- May only be sold to approved buying agents.

## What is an End Point Royalty (EPR)?

An EPR is a royalty paid on grain produced by growers. The EPR is collected by commercial seed companies and then paid to the breeding organisations. EPR is not applicable on seed retained for future sowing — only on grain sold or consumed as an “end product”, eg. stock feed.

The EPR represents an equitable return to the breeding organisation for successful crop breeding. EPRs are generally reinvested back into the breeding programs, so that better varieties can be developed for Australian growers. EPR are introduced on a variety-by-variety basis.

EPR will be payable for the life of the variety in the market place (up to a maximum of 20 years) where ownership of a variety is protected under the Plant Breeders Rights Act (1994). This means an EPR will be collected on grain produced from the sowing of either purchased seed or farmer retained seed of the nominated variety.

## EPR data collection process for the 2021/2022 season

With the collaboration of the major EPR Managers and Plant Breeding Companies, an initiative has been put in place to improve the efficiency of the EPR reporting process. The National Grower Register (NGR) will again be responsible for the distribution of the 2021/2022 Harvest Declaration forms and collation of all data on behalf of EPR Managers.

This season growers will receive a single, combined Harvest Declaration Form, streamlining the entire collection process and reporting. This will allow growers to participate in a quick, easy and more secure production process; greatly reducing the time required to complete the form.

The Harvest Declaration Form provides information by variety, including the volumes of grain produced, sold to grain traders/end users (e.g. feedlots and millers); together with grain used on farm as stock feed, stored on farm (or in warehousing) for later sale, and also any grain retained for use as seed in the following sowing season. For further information visit [www.varietycentral.com.au](http://www.varietycentral.com.au)

## Which varieties does Barenbrug collect for?

Barenbrug collects the EPR for a wide range of leading field crop varieties. The following schedule provides a list of the varieties and their respective rates.

Barenbrug's EPR varieties are included in the Accredited Grain Traders Automatic EPR Deduction Agreement as listed below.

### Licensed Varieties and applicable End Point Royalties:

Variety	EPR rate per tonne excl. GST
<b>WHEAT</b>	
Strzelecki Wheat	\$1.00
<b>BARLEY</b>	
GrangeR Barley	\$2.95
Oxford Barley	\$2.50
<b>OATS</b>	
Mitika Oats	\$2.00
Williams Oats	\$2.30
Durack Oats	\$2.30
Kowari Oats	\$2.50
Bilby Oats (New)	\$2.50
Williams Oats – Export Hay	\$2.00
Durack Oats – Export Hay	\$2.00
<b>PULSES</b>	
Farah Faba Beans	\$3.00
Nugget Lentils (Non PBR)	\$5.00
<b>LUPINS</b>	
Amira Lupins	\$4.00
<b>CHICKPEAS</b>	
Neelam Desi Chickpeas	\$4.00

Barenbrug wish to advise that this list is subject to change without any prior notification and is finalised by law. Barenbrug also now has available an industry standard licence agreement.

## Broadacre Agents



### Queensland

**Associated Grain - Dalby**  
Ph: 07 4669 9500

### Western Australia

**Melchiorre Seeds - Narrogin**  
Ph: 08 9881 1155

**Australian Seed and Grain - Moora**  
Ph: 08 9651 1069

**Eastern District Seed Cleaners - Kellerberin**  
Ph: 08 9045 4036

### Tasmania

**Midlands Seed - Richmond**  
Ph: 03 6260 4000

### New South Wales

**Auswest Seeds - Forbes**  
Ph: 02 6852 1500

**Auswest Seeds - Deniliquin**  
Ph: 03 5881 6689

**Hart Bros - Junee**  
Ph: 02 6924 7206

### Victoria

**AGF Seeds - Smeaton**  
Ph: 03 5345 6262

**Baker Seed CO. - Rutherglen**  
Ph: 02 6032 9484

### South Australia

**Tatiara Seeds - Bordertown**  
Ph: 08 8752 0054

**Modra Seeds - Ungarra**  
Ph: 08 8688 8094

## Barenbrug contact

**Steve Amery**  
**Portfolio Manager**  
M: 0409 000 398  
samery@barenbrug.com.au





# Index

Advanced AT	39	Caledonian	104	Faba beans	223	Horizon	38
Aftermath Heading	20	Callide	136	Falcon	102	Howlong	43
AgriCote	188	Campeda	59	Farah	223	Huia	162
Alsike clover	56	Capello	112	Feed barley	218	Hulk	33
Amiga	144	Captain	106	FIELD CROPS	213	Humidicola	135
Amira	223	Carpet grass	181	Fine Fescue Truffle Mix	177	Hunnigreen	125
Annual clover	62	Caucasian clover	56	Fine Stem	144	Hybrid ryegrass	30
Annual ryegrass	34	Cavalcade	142	Floren bluegrass	134	Hykon	165
Antas	61	Cefalu	66	Forage barley	122	Impact 2	27
Apex	54	Cereal rye	123	FORAGE CEREALS	115	Indian bluegrass	138
Arrowleaf clover	66	Chewings fescue	179	Forage herbs	105	Interval	100
Arise	32	Chickpeas	221	FORAGE BRASSICAS AND HERBS	97	Italian ryegrass	32
Aurora	167	Chicory	105	Forage millet	127	Jester	69
Australian	162	Clare	164	Forage oats	119	Jester-SU	69
Ausistripe 14	212	Cocksfoot	42	Forage rape	99	Kale	104
Ausiclear® 20	212	Coloured brome	48	Forage sorghum	124	Katambora	137
Aztec Atro	143	Commander	105	Forage triticale	121	Kelson	166
BA contact details	226	Consol	135	Forage wheat	123	Kentucky bluegrass	180
Balansa clover	63	Couch	178, 180	Fortune	46	Kidman	28
Bambatsii panic	135	Cowpeas	129	Fuze	35	Kikuyu	180
Barberia	29	Cracka	211	Garnet	140	Kowari	219
Barfleo	49	Crackerjack 2	121	Gatton Panic	135	Kyabra	222
Bareno	47	Creeping bluegrass	134	Gaucho Film Coat	188	Lablab	129
Barley	218	Creeping bentgrass	180	Gaymdah	134	Lakota	133
Barloo	167	Creeping red fescue	179	Genesis II	96	Laser	65
Barmoxie	128	Crimson clover	67	Genie	120	Leafmore	100
Bealey	25	Curator mixes	174	Gland clover	67	Lentils	223
Beefmaker®	144	Currie	161	Glycine	142	Leucaena	143
Bentgrass	180	Dalkeith	163	Gosse	60	Liberty	211
Bermuda grass	180	Demeter	161	Governor	28	Lightning	65
Berseem clover	67	Denmark	59	Grain sorghum	211	Losa	59
Bilby	219	Desmanthus	140	GrangeR	218	Lotus	71
Biloela	134	Desmodium	142	Grassmax®	35	Lovegrass	135
Biserrula	72	Dictator 2	122	Grazing brome	48	LUCERNE	87
Black Stallion	130	Digit grass	136	Green Panic	135	Lupins	223
Bladder clover	67	Dilatatum	136	Greenleaf	142	Lush	125
Blancheffleur	166	Durack	219	Guinea grass	139	Malt barley	218
Blizzard	108	Dynamo	101	Haifa	162	Mammoth Purple Top	168
Bluegrass	134	Ebony	130	Hamua	163	Mariner	132
Brassicas	97	Einstein	218	Hard & sheep's fescue	179	Mawson	61
Brome grass	47	Endophyte	22, 26, 195	Hardy Horse	81	Maxsyn	27
Browntop	180	Endura Rhodes®	132	Haymaker	112	Maya	186
Buffel grass	133, 134	EPR Management System	224	Heading dates (ryegrass)	18	Meatmaster Acid Soils Allgrass	157
Burgundy bean	140	Equimaster Premium Horse Blend	157	Hogan	34	Meatmaster Acid Soils Mix	156
Butterfly pea	141	Eurabbie oats	170	Holdfast	161	Meatmaster Big Beef Blend	150
C4 Lawn	178	Express	119	Holdfast GT	38	Meatmaster 500	85



Meatmaster AT	86	Paradana	164	Robbos	108	Swedes	103
Meatmaster B Double Mix	83	Paspalum	136	RM4	112	Tempo	33
Meatmaster Flood Plain Allgrass	156	PASTURE BLENDS & MIXES	73	Rohan	27	Tall fescue	45
Meatmaster Flood Plain Soil Mix	155	Pasture brome	47	Rose clover	67	Tall fescue (turf)	179
Meatmaster GT	85	PASTURE GRASSES	15	RTF®	186	Tall wheat grass	50
Meatmaster HP	84	PASTURE LEGUMES	51	Ryecorn	123	Teff grass	128
Meatmaster LC	84	PBA Percy field peas	170	Sabi grass	137	Tetila	160
Meatmaster Light Soil Allgrass	154	Pennisetum	126	Safin	43	Timothy grass	49
Meatmaster Premium Coastal Mix	151	Pensacola	181	Saia	169	TRADED VARIETIES	159
Meatmaster Prime Pasture	150	Perennial ryegrass	25	SARDI 7 Series 2	95	Trefoil	71
Meatmaster Slopes & Plains Allgrass	155	Perennial ryegrass (turf)	179	SARDI 10 Series 2	96	Trikkala	164
Meatmaster Slopes & Plains Mix	154	The Perfectionist	176	SARDI-Grazer	94	Tropical Meatmaster Pasture Blends	150
Meatmaster ST	86	Phacelia	106	Scimitar	68	Tropical sowing guides	146,148
Meatmaster Western Heavy Soil Mix	152	Persian clover	64	Seaton Park	164	TROPICAL PASTURE	131
Meatmaster Western Light Soil Mix	151	Phalaris	37	Seca	145	Tully grass	135
Meatmaster North Western Mix	158	Pitau	162	Seed coating	188	TURF & LAWNS	171
Medics	68	Plantain	106	SEED TECHNOLOGY & GENERAL		Turf grass species	179
Megamax059®	132	Plantation Inter-row Blend	177	INFORMATION	187	Turnips	101
Megamax049®	133	Popany	166	Seed weights	194	Tyrell	161
Milgara	142	Porto	161	Sequel	167	USA buffel	134
Millet	127	Prairie grass	48	Serradella	72	Vetch	109
Mintaro	61	Presto	140	The Shady One	176	Victorian	160
Mitchell grass	138	Premier	136	Shaftal	165	Viscount	25
Mitika	220	Prima	165	Shaw	143	Vista	63
Monaco	186	Prosper	46	Shirohie	169	Volga	113
Monti	60	Puccinellia	50	Shogun	30	Vortex	35
Morava	113	Purple pigeon grass	139	Signal grass	137	Warlock	120
Morgan Field Peas	170	Queensland blue couch	181	Siran	145	Watersaver Turf Blend	176
Morrow	55	Rangi	168	Siratro	143	Weka	54
Mow Saver	177	Rape (forage)	99	Siriver	167	Wettsteinii	136
Namoi	166	Ray Desmanthus®	140	Sirosa	162	Wheat	123, 218
Neelam	222	Red Caloona	130	Sorghum (forage)	124	White clover	53
Nitro Plus	65	Red clover	55	Sorghum (grain)	211	Williams	220
Nudan	124	Renovator 500+	79	Splenda	137	Wimmera	36, 160
Nugget	221	Renovator 700+	77	Storm	54	Wintaroo	169
Nui	160	Renovator 850i	76	Strawberry clover	56	Wizard	120
Nungarin	163	Renovator Elite	77	Stylo	144, 145	Woogenellup	164
Oats	219	Renovator Equine	78	Sub-clover	58	Wynn cassia	143
O'Connors	163	Renovator Grazier	78	Sulla	71	Yarran oats	170
OptiCote	189	Renovator GT	80	Sultan-SU	69	Zoysia	181
Other pasture legumes	71	Renovator HR	76	Summadorm	43	Zulu II	66
Oxford	218	Renovator SR	80	Summer crop	209		
Palestine	163	Renovator Spring Silage Blend	82	Super Tuff Kikuyu	178		
Panic grass	132, 133, 135	Revolution BMR	125	Super Tuff Couch	178		
Parabinga	165	Rhizobia	192	Sustain LS®	129		
Paraggio	166	Rhodes grass	132, 137	Swan	169		











## For more information please contact your local Territory Manager:

### **North Queensland and Northern Territory**

**Greg Forsyth**  
Territory Manager  
T 0437 867 567  
E [gforsyth@barenbrug.com.au](mailto:gforsyth@barenbrug.com.au)

### **Central Queensland**

**Kate Ludwig**  
Territory Manager  
T 0427 010 757  
E [kludwig@barenbrug.com.au](mailto:kludwig@barenbrug.com.au)

### **South West Queensland and Darling Downs**

**Chris Collyer**  
Territory Manager  
T 0427 007 900  
E [ccollyer@barenbrug.com.au](mailto:ccollyer@barenbrug.com.au)

### **South East Queensland and Burnett**

**Arthur Salisbury**  
Territory Manager  
T 0413 442 816  
E [asalisbury@barenbrug.com.au](mailto:asalisbury@barenbrug.com.au)

### **Northern New South Wales Slopes and Tablelands**

**Nathaniel Brazel**  
Territory Manager  
T 0427 010 854  
E [nbrazel@barenbrug.com.au](mailto:nbrazel@barenbrug.com.au)

### **North West New South Wales**

**Bec Cope**  
Territory Manager  
T 0407 683 624  
E [bcope@barenbrug.com.au](mailto:bcope@barenbrug.com.au)

### **North Coast New South Wales**

**Adam Firth**  
Territory Manager  
T 0413 442 809  
E [afirth@barenbrug.com.au](mailto:afirth@barenbrug.com.au)

### **Central West New South Wales and Southern Highlands**

**Graeme Tooth**  
Territory Manager  
T 0427 690 014  
E [gtooth@barenbrug.com.au](mailto:gtooth@barenbrug.com.au)

### **Hunter Valley and South Coast New South Wales**

**Adam Meusburger**  
Territory Manager  
T 0428 760 301  
E [ameusburger@barenbrug.com.au](mailto:ameusburger@barenbrug.com.au)

### **Southern New South Wales and North East Victoria**

**Shayne Mathews**  
Territory Manager  
T 0428 255 753  
E [smathews@barenbrug.com.au](mailto:smathews@barenbrug.com.au)

### **Northern Victoria and Western Riverina**

**Reece Hardwidge**  
Territory Manager  
T 0428 178 719  
E [rhardwidge@barenbrug.com.au](mailto:rhardwidge@barenbrug.com.au)

### **Gippsland**

**Emma McDonald**  
Territory Manager  
T 0438 736 943  
E [emcdonald@barenbrug.com.au](mailto:emcdonald@barenbrug.com.au)

### **Western and Central Victoria**

**Mark Rouse**  
Territory Manager  
T 0413 442 804  
E [mrouse@barenbrug.com.au](mailto:mrouse@barenbrug.com.au)

### **Tasmania**

**Rob Winter**  
Territory Manager and  
Regional Agronomist – Southern  
T 0427 010 870  
E [rwinter@barenbrug.com.au](mailto:rwinter@barenbrug.com.au)

### **South Australia**

**Aston Barr**  
Territory Manager  
T 0439 496 026  
E [abarr@barenbrug.com.au](mailto:abarr@barenbrug.com.au)

### **Western Australia**

**Tim O'Dea**  
Territory Manager  
T 0429 203 505  
E [todea@barenbrug.com.au](mailto:todea@barenbrug.com.au)

### **Commercial Manager – Northern Region**

**Rob Johnston**  
T 0427 427 577  
E [rjohnston@barenbrug.com.au](mailto:rjohnston@barenbrug.com.au)

### **Commercial Manager – Central Region**

**Kym Jones**  
T 0439 492 205  
E [kjones@barenbrug.com.au](mailto:kjones@barenbrug.com.au)

### **Commercial Manager – Southern Region**

**Tim Pepper**  
T 0417 500 911  
E [tpepper@barenbrug.com.au](mailto:tpepper@barenbrug.com.au)

**Freecall: 1800 007 333**

**[www.barenbrug.com.au](http://www.barenbrug.com.au)**

Disclaimer: The information presented in this publication is offered in good faith, based on seed industry data and relevant advice. Every effort has been made to ensure accuracy and freedom from error. Barenbrug, its agents or advisors, accepts no responsibility for any loss or actions arising from viewing the publication's content. Copyright Barenbrug © 2021. Applicable Barenbrug's varieties are protected under the PBR Act 1994