



# Primroses

THE QUARTERLY OF THE AMERICAN PRIMROSE SOCIETY

SPRING 2011 | VOL. 69 | No. 2



# Primroses

*The Quarterly of the  
American Primrose Society*

Volume 69 No 2

Spring 2011

The purpose of this Society is to bring the people interested in *Primula* together in an organization to increase the general knowledge of and interest in the collecting, growing, breeding, showing and using in the landscape and garden of the genus *Primula* in all its forms and to serve as a clearing house for collecting and disseminating information about *Primula*.

## Contents

President's Message by Alan Lawrence . . . . .	3
Meeting Cy Happy by Ian MacGowan . . . . .	5
Miss Wynne's Letters by Maedythe Martin . . . . .	8
Pins + Thrums . . . . .	11
Remembering the Reverend by Joan Fraser . . . . .	12
Dionysia aretoides . . . . .	15
<i>Primula gaubeana</i> . . . . .	16
Barnhaven Burlblings by Lynne and David Lawson . . . . .	23
National Show 2011 . . . . .	24
The APS Website by Michael Plumb . . . . .	25
Building Troughs, presentation by Ian Gillam. . . . .	29
Minutes . . . . .	32
New Members this Quarter . . . . .	35
Officers of the Chapters . . . . .	35

Credits: Photos and text reproduced with permission.

Front Cover: **2010 Photo Contest overall winner:** Bobby Lee Daniels' *P. halleri*, in the category of "Grown from APS Seed".

Back Cover: *Primula alpicola*, Editor's choice from the 2010 Photo Contest, photo by Merrill Jensen.

## OFFICERS

**Alan Lawrence**, President  
P.O. Box 37  
Lake Delton, WI  
alawrenc@mwt.net

**Marianne I. Kuchel**, Vice President  
1815 Blood Brook Road  
Fairlee, VT 05045  
(802) 333-4835  
roland.k.kuchel@valley.net

**Michael Plumb**, Secretary  
3604 Jolly Roger Crescent  
Pender Island, BC V0N 2M2  
(250) 629-6806  
michaellplumb@yahoo.ca

**Jon Kawaguchi**, Treasurer  
3524 Bowman Court  
Alameda, CA 94502  
(510) 331-3337  
mogeura@aol.com

## DIRECTORS

Through 2011 . . . . . **Linda Bailey**  
240 Silke Rd, Apt. 220  
Colville, WA 99114  
(509) 684-8936  
lbailey@plix.com

**Cheri Fluck**  
17275 Point Lena Loop Rd  
Juneau, AK 99801-8344  
(503)-504-4200  
cheri44@comcast.net

Through 2012 . . . . . **Susan Schnare**  
373 Elbow Pond Rd  
Andover NH 03216  
hld@mtbrook.com

**Amy Olmstead**  
421 Birch Road  
Hubbardton VT 05733  
amy\_olmsted@hotmail.com

Through 2013 . . . . . **Rodney Barker**  
49 Woodcliff Road  
Newton Highlands, MA 02461  
rodneymar@gmail.com

**Julia Haldorson**, Membership  
P. O. Box 292  
Greenbank, Washington 98253  
julia-haldorson@ak.net

## Primroses

**Editor**  
Jane Guild  
2647 A Deville Road  
Victoria BC V9B 3W9 Canada  
editor@americanprimrosesociety.org

**Editorial Committee**  
Maedythe Martin  
Judith Sellers  
Michael Plumb  
Alan Lawrence  
Joan Hoeffel

**Editorial Deadlines**  
Winter issue - October 15  
Spring issue - January 15  
Summer issue - April 15  
Autumn issue - July 15

©American Primrose Society 2011  
*Primroses* (ISSN 0162-6671) is published by the American Primrose, Primula and Auricula Society. All material printed in the quarterly, except as noted, is copyright by APS. No part may be reproduced without the permission of APS. Manuscripts for publication are invited, though there is no payment. Send articles, preferably in Microsoft Word, directly to the editor.

Photographs are credited and used only with the permission of the photographer. Photos submitted to the editor are preferred in 300 dpi digital format but other images can be accepted. Any material used that has previously appeared elsewhere is properly credited and used with the permission of the original publisher and/or creator.

Membership in the Society includes a subscription to *Primroses*, seed exchange privileges, password to the member's only section of the APS web site (including the Pictorial Dictionary) and use of the slide library.

Dues for individual or household membership, domestic and Canada are:  
\$25 per calendar year  
\$70 for three years  
Overseas rates are:  
\$32 per calendar year  
\$90 for three years.  
Membership renewals are due November 15 and are delinquent January 1.  
Submit payment to the treasurer.

Advertising rates per issue:  
*Black and White:*  
Full page: \$100  
Half page: \$60  
1/4 page: \$30  
1/8 page: \$15  
*Color:*  
Half page: \$150  
Full page: \$300  
Back Cover: \$450  
Contact the treasurer for details.

## President's Message

ALAN LAWRENCE

Another Seed Exchange has come and gone; hopefully everyone was able to get something special to grow from seed. I would like to thank all those members of the New England Chapter who contributed their time and efforts to make this another successful Exchange.

On the subject of the Seed Exchange, I have noticed a gradual erosion of the rarer and perhaps more difficult species from our offerings. Some particular absentees that I have grown in previous years, rather unsuccessfully I must confess, are *P. ioessa* and *P. reidii*, both rather temperamental but attractive plants. Surely someone is growing these and could provide seed into the exchange. Also missing this year was any representative of the native American section, Parryi. Surely someone is growing the terrific *P. rusbyi*? We really need to make the effort to get these species back into our gardens and into the Seed Exchange.

It's strange how "things *Primula*" pop up in unexpected places. I was watching a recent episode of "Antiques Roadshow" from San Diego on PBS television. The final item was an original copy of the famous *Hortus Eystettensis*. This book was prepared as a codex of the plants growing in the garden of the Bishop of Eystett by Basilius Besler on the commission of the Bishop Konrad von Gemmingen and published in 1613. The appraiser turned the first page, and there were the illustrations of 3 *Primula auricula*, listed under the previous name *Auricula ursi* (Bears Ears). The three were different color forms, including white, and the accompanying text suggested ten different Bears Ears were being grown in Sixteenth Century gardens, although some of these may have been other allied species and hybrids we would now

include in "Garden Auriculas" or *P. x pubescens*. Although not shown on the show, this great book also includes illustrations of single and double cowslips *P. veris*, and double primroses *P. vulgaris* (listed there as *P. veris flora plena*). This was 1613!

Finally, the Annual Show at Tower Hill Botanic Gardens is now upon us. Hopefully many of you will be able to attend and contribute to the forum discussions and Annual General Meeting to be held on Sunday, May 2<sup>nd</sup>. For those of you who cannot attend and would like to contribute, the AGM will be summarized on the members Chat section of the APS website. Details will be kept up to date on the website.



## **POP'S PLANTS AURICULAS**

**CHELSEA GOLD MEDALISTS  
AND  
HOLDERS OF FOUR BRITISH NATIONAL  
COLLECTIONS OF PRIMULA AURICULA**

**MORE THAN 1,000 CULTIVARS KEPT —  
MANY OLD AND SCARCE TRADITIONAL  
FLORISTS' AURICULAS AVAILABLE**

[www.popsplants.com](http://www.popsplants.com)

**INTERNATIONAL MAIL ORDER — NEW SHIPPING RATES!**

**POP'S COTTAGE, BARFORD LANE, DOWNTON,  
SALISBURY, WILTSHIRE, SP5 3PZ U.K.**

*The American Primrose Society celebrates  
70 years this year! To commemorate  
this milestone, the Quarterly  
will publish articles on some of  
the people who have helped the society  
flourish over these seven decades. This is the  
first; others will follow in later issues.*

## **Meeting Cy Happy**

IAN MACGOWAN

"In the English-speaking world there lingers an air of nostalgia and almost forgotten folklore about the primrose and its cousin the cowslip," wrote Cy Happy in an article that appeared in *The American Horticulturalist* in 1992. For hundreds of years the history of trading, exchanging seeds, growing and hybridizing these plants has created a path from England and the Continent to the United States and Canada.

Here in the Pacific Northwest, we have our own culture with its own stories of people and plants that reaches back up the chain of history to England and beyond. We also have our own story of the American Primrose Society: how it started here and who the early members and growers were. Cy Happy was part of that development, and he kindly agreed to reflect on this story.

He lives in a beautiful little house near Gravelly Lake just south of Tacoma, Washington. It is surrounded by overgrown perennial gardens and the skeleton of an old greenhouse. I asked him what happened to the greenhouse. He said his sons took it down in 2000 and that was when he stopped growing auriculas. However, he had 60 years of pleasure, and there comes a time when some of those special things in life must come to an end.

Cy met with me and Candy Strickland, who was also part of the APS community in Washington State during its active years, to talk about the history and culture of primrose growers in the Northwest. Cy figures it was about 1948 that a chapter of the APS was formed by some local growers from the Seattle and Tacoma areas. In the early years, there was also a group in Portland, Oregon and in Vancouver, B.C. This was important because, unlike today with the internet, the relationships between growers were by mail or word of mouth or by meeting at clubs. These groups created a place for small, personal cultural information exchanges, most helpful because there were so few people growing primulas. By 1950, primula

shows started in Tacoma and Seattle, at fairgrounds, malls, community houses and labor temples. The first show Cy attended was when he was just out of college. "It was at the Laborers' Hall in Tacoma. There were no auriculas in the shows, but I can remember one of those half barrels of blue primroses. It was solid blue, Howard Larkin's pot, and it was just beautiful." He was hooked.

Cy started growing primroses just after college and joined the APS in 1952. "I was president twice, in 1957/58 and again from 1991 to 1993, and I was editor of the journal from 1977 to 1981." APS has steadily grown and become the network that unites primula growers.

"By the 1950s and 60s, there were more growers in Seattle, but the largest APS group was in Tacoma. The Tacoma group covered a lot of territory in those days, and growers were just starting to discover auriculas. I started with them after my mother was up in Vancouver B.C. and stopped by a nursery (probably Frank Michaud's nursery in New Westminster) and bought about half a dozen named varieties. She brought them to me and said, 'Here.' It was wonderful. There were some old varieties like 'Snowden,' which I used for hybridizing for quite a few years." Cy made the decision to become a serious hybridizer of auriculas and set about learning how to grow them in this climate. There were no mentors at the time, and there was only a limited amount of literature, all from England, so the American growers had to teach themselves.

"It was Peter Klein, who influenced me the most. He gave me a couple of plants (including the one on the cover of *American Horticulture*), as did some friends in Canada. We started trading and sharing seeds." There were only about six growers around here at that time in addition to Peter. Herb Dickson became a major primrose nurseryman in the northwest and established the Chehalis Rare Plant Nursery. "In his nursery the ceilings were high for great ventilation, and he had masses of auriculas: reds, blues, green-edged, yellows and whites. They were separated by type and color, and he had some named ones too. He sold mostly to collectors and not much by mail order. There were masses of plants." The nursery stock was eventually sold to April Boettger who moved it to Vader, Washington in 1996 when Herb retired. "She still grows some auriculas and I see them now and then when we stop off for a visit, but Herb was the source for all of us in the early days. Other growers were John Shuman, Ralph Balcomb, June Skidmore, Rosetta Jones and Rae Berry." In addition to these growers, the main sources for auriculas in the 60s and 70s were the growers in British Columbia such as Mrs. Hibberson in Victoria and the Michaud Nursery just outside Vancouver.

Cy became a recognized grower of auriculas both here and abroad: "I specialized in edged auriculas and was selling white-edged seed. I used Peter Klein's green for seed. I sold a little envelope of 10 seeds I hybridized for \$10. I sold them all over the country and sent a lot to England too. There is one plant from my stock that lasted for over 20 years: I hybridized 'Copythorne,' a named green-edged

introduced by Haysom in England, with Peter Klein's green. I got seedlings I labeled alphabetically from 'A' to 'N,' but it was 'N' that was the best. In the 1960s I produced another one, 'RDG', from a cross of 'Sloden' with Peter Klein's green. It was grown in the area into the 1980s."

We asked Cy about growing auriculas, what was the magic that created such wonderful plants. He said, "Our house was down on the shore of American Lake. It was in the country club, very exclusive, and I set up a greenhouse on the beach, alone, not very bothered by neighbors. An old houseboat was up on the beach, and that's where my greenhouse was, too, in those days. The compost there was wonderful. I had an endless supply of rich, dark oak leaf mould. For grit, I used to go up to the mountains and get native pumice - it's sort of round. My neighbors said, 'Help yourself to the oak leaf mould,' and I sure did. They raked the oak leaves and dumped them down the hillside for at least 50 years. I didn't use much fertilizer and didn't have any soil to add but this made a fine potting mix. We didn't have plastic pots then; I used regular 4" round clay pots, and they tended to dry out a bit in the summer. A few years into growing this plant collection, I bought one of those grinders and I ground up everything I could get. Some of the plants liked it and some didn't. I also had the benefit of the cool breeze off of the lake. It was a winning combination. There is still nothing like that oak leaf mould to really make it work." His adage about auriculas is "If they like you, they will prosper."

All through the 1980s, Cy would come up to the alpine garden show in Victoria every spring. From the late 1980s, until 1998 he was asked to judge the primula classes. Here he met Maedythe Martin who brought in auricula plants for the show, and Cy began giving her plants such as 'Dusty Double,' 'Old Irish Green,' 'Cornmeal' and a few named exhibition alpiners. Maedythe went on to hybridize from these and other auriculas, keeping up the tradition started by Cy.

Cy isn't involved much anymore in the auricula world. He used to attend the Tacoma group that met at Candy Strickland's house. He has not gone for some time now, but he still gets the odd visitor. "There don't seem to be as many primrose people who just get together for fun today. The chapters used to have lunches and visit at the shows. They would praise and critique each other's plants, trade plants and have a good time with each other. The best group in recent years is in Vancouver BC. They know what enjoying primroses is all about." (Members of the B.C. Primula Group still grow some of Cy's plants and do have a good time at their semi-monthly meetings.)

Cy has played an important part in the primrose world in the Pacific Northwest and is an icon in the annals of the American Primrose Society.



# Miss Wynne's Letters

MAEDYTHE MARTIN

In 1955, Cy Happy of Tacoma, Washington wrote to Miss Winnifred Wynne in Ireland. He had learned about her interest in growing and hybridizing auriculas from an article in a *Yearbook* from England, most likely the Northern Section *Yearbook* of the National Auricula and Primula Society (NAPS), since the 1951-52 *Yearbook* p. 104-105 has an article on her and her garden. Being an avid auricula grower and hybridizer himself, Cy had subscribed to their society. He looked and looked and finally after a year or two, found her name in one of the membership lists, and off went a letter. This was a momentous event.

They corresponded for over a dozen years, until Miss Wynne's death in the late 1960s. In 2009, I asked Cy if I could have the letters to transcribe. I am working my way through the 25 letters and finding gems of information on some of the plants Miss Wynne grew.

Cy Happy enrolled Miss Wynne as a member of the American Primrose Society, and she appreciated getting the quarterly journal very much. In fact, Cy talked her into writing an article for the quarterly: "Old Irish Double Auriculas, A Member from Ireland Talks About her Doubles," by Miss W. F. Wynne (v.13, no.1, p.4. 1957). In it, Miss Wynne lists a number of the auriculas she grew: "Double auriculas have almost vanished out of the world through the indifference of gardeners and the vagaries of fashion. Now their star seems to be on the ascendant once more," she writes. Some of the same references to her plants occur in her letters to Cy.

Miss Winnifred Wynne is a person of historical importance in the auricula world, for she gathered up old plants from cottage gardens and kept them going in her garden. One of these was the old striped auricula 'Mrs. Dargen.' Believe it or not, it is still around, though very seldom seen. It is possible that it is the last remnant of the glorious striped auriculas of the 1700s, when they were at their peak! In her article (p. 4) Miss Wynne writes, " 'Mrs. Dargen' is thought to be the last survivor of a once greatly admired section of striped auriculas." And this plant is part of the development of the modern double striped auriculas. Ken Wharton used it in his hybridizing program, and Cy Happy used pollen from some blossoms Miss Wynne sent in a letter dated April 24, 1957 ("I am sending you some blossoms of my auriculas. I hope they will arrive fresh enough for you to see what they are like, and perhaps get a little pollen out of some of them."). Cy did use the pollen from 'Mrs. Dargen' on an indifferent pale yellow semi-double and from the progeny bred the 'Dusty Doubles.'

In her letters, she mentions 'Mrs. Dargen' when she talks about hybridizing from it: "Several years ago I sowed seed of the old red and white striped auricula but got nothing interesting. I did not, however, go on to the next generation, which I suppose I should have done." (8.2.56) At the end of this letter she adds, "Hybridising is a most fascinating business."

Another possible relic from the old stripes, or maybe one of the very early green-edged auriculas, is 'Osbourne Green,' a cottage plant Miss Wynne grew in her collection and mentioned to Cy: "'Osbourne Green' is old, deep purple with a cut-out green edge." (7.8.56) This plant is also still around, though the plant I had was pin and probably a seedling. The true 'Osbourne Green' is thrum.

One fascinating auricula she grew was the 'Old Double Green'. It is not a handsome plant, but an interesting one! Bob Taylor from the Northern Section, NAPS, sent a photo from when he grew the plant (It is fleeting, and both he and I have lost it.). It is more brown than green, but very double, and this trait is passed on in its progeny. From it Miss Wynne raised a seedling which she called 'Glaslanna' or 'Green child' (article p.4, winter 1957). In the letter to Cy she says, "I have a very nice double yellow-green and purple from the old double green's seed." (7.8.56) This description sounds like some of the plants known in the 1700s and referred to in Moreton's book on auriculas. A grower in England has raised some of his own doubles from this plant, but 'Old Double Green' is getting very scarce, held only by a few collectors, if it is to be found at all.

Miss Wynne sent Cy seed from her auriculas when he asked. Cy also sent her seed and some of his seedling primroses (28.8.55). Miss Wynne writes, "I enclose a few seeds from 4 different auriculas, but I am afraid they are mixed: two are Show Auriculas, 'Thunya' and 'Annie Williams', the largest capsule is, as far as I know, unnamed, it is a large brown one with a solid white centre, the fourth is from one of my doubles, deep red. One never knows what will come of the seeds, this is part of the interest of growing them. I hope you may get something that you like."

An interesting cultivation technique is mentioned in a letter a year later (7. 11. 56): "I lost a sad lot of good primroses last summer with the drought," she writes, "when unfortunately I had a bad knee and was not able to look after them. I think those that came through best were some I had planted above squeezed orange skins, which I calculated would both hold moisture and give some nourishment."

A second article by Miss Wynne appeared in the APS *Quarterly* in 1961: "Double Primroses, Their Culture and Their Enemies" (Vol. 19, No. 3, p. 81-83.) The introduction by Cy Happy says: "Miss Wynne sent this article to me after it had turned up in some forgotten papers. It was published January 1932 in *New*

*Flora and Sylva*. Miss Wynne is well along in years but is still one of our great gardeners. This article is timely and, even though we now have better insecticides, her methods are interesting. The plants she lists she still grows and has been adding to her collection right along. Her plants might be classed as floral antiques – old auriculas (several doubles including the old red and white striped), double primroses, laced pinks and carnations, the old nut rose and many, many others. Cy Happy, Tacoma, Washington.”

The only history that I know of Miss Wynne’s family is from what Cy remembers. Her father was a mining engineer and the family lived in Austria for some years. In 1939, her father brought the family back to Avoca, and the three sisters started to work in the family woolen mill. Some of her notes and letters are written while at a fair or show where the mill had a stall to obtain orders. “Though I have put my home address, I am actually in Dublin, looking after our cloth mill stall at the Horse Show.” (7.8.56) Later on (14.2.58) she mentions that her eldest sister “has become a chronic invalid, I am afraid... Also she had to do mostly all the designing for the mill & as she now cannot do it at all, my younger sister & I have to share that job which is interesting but takes time.”

Her brother lived at Glendalough, and Miss Wynne occasionally visited him and her sister-in-law for a short holiday – a break from the work at the mill, no doubt. She describes the setting of her brother’s house. “It is a beautiful & interesting place, high hills, we call them mountains! Two charming little lakes in this valley, and one of the very old Irish monastery settlements, consisting of a round tower, the old Irish round towers are still tall and look almost like thick chimneys with a little conical roof, they are supposed to have been bell towers & places of refuge .... I do hope you will be able to come to Ireland some day and bring your family....”

Cy did not get over to visit her while she was alive, but he was able to visit Ireland in the 1970s. He visited her garden, though there was little left of her imprint on it.

Miss Wynne and Cy Happy shared an intense interest in the old plants and in hybridizing from them. We can share that interest in our own hybridizing programs. In the last paragraph of her article on the ‘Old Double Green’ she sums it up: “It is one of the gardener’s great thrills, after months of care and watching, to see the first blossoms opening on a plant from crossed seed. The result may be worthless, but he can always hope for the superlative, and if something really good ever develops, it is a very satisfying achievement.” (p.4)



### On the web again

There is an interesting gardening website called the Transatlantic Gardener created by notable garden writer Graham Rice – have a look! <http://url.ie/971t> He happened to mention APS and Susan Schnare’s article on the old Munstead polyanthus in March, and posts primula things now and then. But there are lots of other things to catch the gardener’s eye. His mention of the APS is a great compliment. We are so pleased and hope that members will have a look. Well worth a visit.

### Setting seed on *Primula juliae*

I was looking for something else and found this small piece by Herb Dickson in a 1984 quarterly. Wonder if some of you readers might want to know, so am reprinting it here again. I was under the impression that *P. juliae* was sterile. Apparently not!

#### *P. juliae* seeds

The word was around that you could not get seed on *Primula juliae*. I found that the leaves grew above the seed pods, shutting off the air and light, causing the stem to rot or damp off. By cutting off the leaves around the flower stalk to allow good circulation of air and plenty of light, a grower could sometimes get seed to reopen.

I hand pollinated some flowers of *P. juliae* with pollen from a big, bright red Veterle and Reinelt polyanthus hybrid and kept the leaves cut away for the seed pod. One pod ripened. The seed germinated and grew into good strong plants.

I selected the brightest, a medium-sized deep velvety red polyanthus with many *P. juliae* characters, named it ‘Royal Velvet’ and introduced it in 1965. It has proven to be a very hardy reliable plant.

~ Herb Dickson.

### Correction for contact on the book on Sikkim

Please note that the contact email for the new book on Sikkim and the World of Primulas is actually [Queenie.Rodrigues@gmail.com](mailto:Queenie.Rodrigues@gmail.com) – with a “g” if anyone is wanting to order the book. The ISBN was also printed incorrectly: 978-81-906141-2-2.



# Remembering the Reverend

JOAN FRASER

*Those interested in the history of auricula will be fascinated by the Reverend Moreton and his wonderful book on auricula. Strangely enough, it is still available occasionally on Amazon Books for less than \$70. The binding doesn't last, but the information is invaluable, and the color plates by the artist Rory McEwan are spectacular.*

“...there are still some things left to us which are not for use or profit, but were created just for sheer delight and glory.”<sup>1</sup> The Reverend C. Oscar Moreton, in his book *The Auricula, its history and character*, wears his heart on the page. “...this book has been written out of a love for the flower itself and its purpose is historical: it is to collect facts and unfold them as a story, to trace the development of *Auricula ursi* from its wild state to the florist's flower as we know it today.”<sup>2</sup>

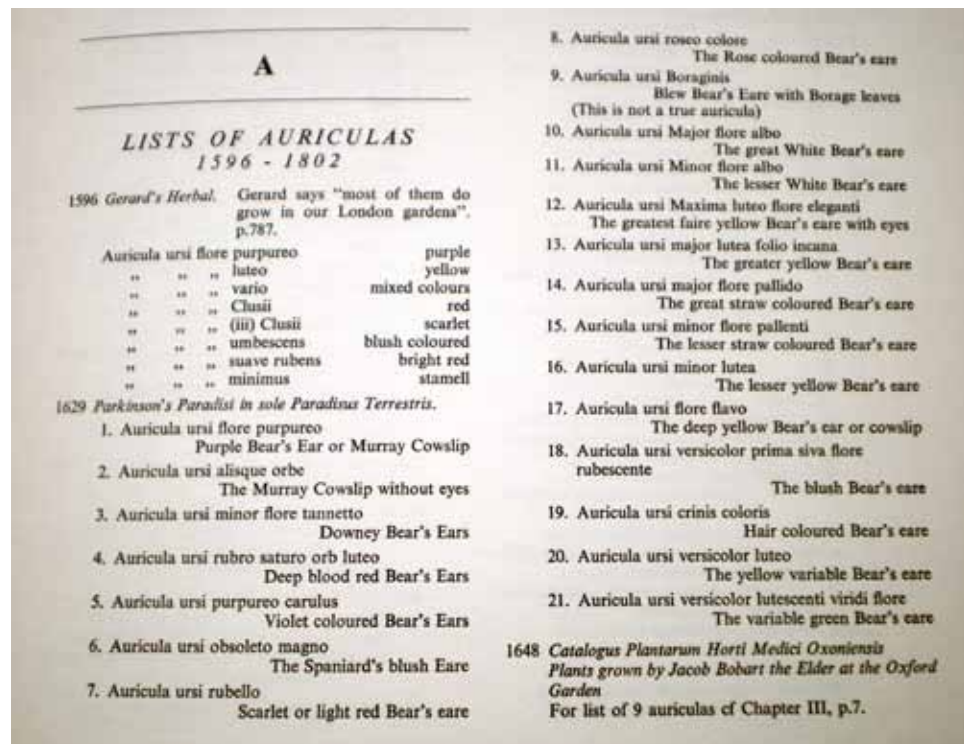
The author was vicar in a number of country parishes in England. He came from a family of gardeners, and he remembered going to the Midland Auricula show in 1901, when he was 13.<sup>3</sup> After he moved to St. George's, Wolverton, in 1935, he was able to pursue his interest in auriculas. He started to exhibit in 1939 and

over time he won several prizes, becoming known for the blue self called “The Rev.”<sup>4</sup> He was actively involved with the Southern Section, NAPS, working on their executives and writing for their publications. In the introduction to his book, he thanks his many friends and acquaintances, from all branches of the National Auricula and Primula Society, for their help. He kept a personal touch in his book, often adding short comments (“died in a riding accident”<sup>5</sup>) with his descriptions of growers and their plants.

The publishing project started after Sacheverell Sitwell encouraged him to collect “all available information about the auricula in the hope that these notes might later provide material for a book on this subject.” Moreton set about searching libraries. At the Oxford Botanic Library, he saw “the pressed auriculas preserved in the Sherardian and other herbariums....these are actual flowers gathered in the late seventeenth and early eighteenth centuries.” In the Queen's Library, Windsor, he examined two volumes of paintings by Alexander Marshall (16-- - 1682) who is said to have extracted his colors from the flowers, a process lost in time. Moreton's text includes many references to books, with detailed comments on their contents, and there is a lengthy bibliography.<sup>6</sup> He particularly praises as a source book, Wilfrid Blunt's *The Art of Botanical Information*.

Moreton's book was published in 1964. The reader can imagine the care he took with its planning. Fifty pages of text are set with elegant wide margins, and the page size, approximately 12"x15", enhances the 17 magnificent color plates, 16 of them painted by the gifted artist Rory McEwan.<sup>7</sup> Because Moreton believed that “the charm of the auricula lies in the clearness and intensity of its colors and its preciseness of form”,<sup>8</sup> he must have been pleased to be able to say that “Mr. McEwan in the vein of the great botanic painters has succeeded in bringing out the grace and rhythm which belong to the life and structure of the plant itself, while preserving the essential need for botanical accuracy.”<sup>9</sup>

Botanical accuracy is not a term to be applied to the early history of plants. At the least there are many name changes. “The first writer we know of to mention this flower by name is Pedanios Dioscorides, a Greek medical man who was a contemporary of Pliny and once served in Nero's army....he describes a plant called “Sanicula Alpina” because of its property of healing wounds.”<sup>10</sup> “Gerard in his herbal of 1597 calls it “Bears Ear” or “Mountain Cowslip”, and says that *auricula ursa* is the botanic name.”<sup>11</sup> Moreton lists seven varieties of “Bears-ears” (purple, violet, red, tawny, haire colored, striped purple, and cowslip) from a catalogue of 1648,<sup>12</sup> but he firmly rejects the idea that the leaf has any resemblance to a bear's ear. He ends his comments on early periods by saying, “...it is perhaps a good thing that the veil of obscurity which is drawn over the past is not completely torn aside, for a certain sense of mystery is an essential part of beauty.”<sup>13</sup>



It was some 500 years ago that the auricula moved down from the Alps to become popular as a garden plant in Europe. The first written record of auriculas in England is found in 1596, in the first edition of John Gerard's herbal. In the mid 1600s, both striped and double flowers emerged. Moreton comments on the evolution of the plant's colors, the introduction of improvements, and ideal shapes and proportions for flowers and leaves, describing changes that took place until the mid-twentieth century. He particularly liked the earliest and latest varieties,<sup>14</sup> and his favorites were green, "the most beautiful of all auriculas."<sup>15</sup>

Balancing the lyrical with the scholarly, and avoiding all mention of pest or pestilence, the author, knowledgeable companions to hand, evokes a gentleman's life in a dreamy English countryside. His book, and all the knowledge of the auricula that he captured in his day, give the modern auricular scholar a comprehensive and thought provoking jumping-off point for further study.

Notes and References:

(A special thanks to Brian Coop for his article in the Argus yearbook that introduces us to The Reverend Oscar Moreton.)

- 1 C, Oscar Moreton, *The Auricula; its History and Character*, London, Ariel Press, 1964, p 13.
- 2 Moreton, p 1.
- 3 Moreton died in 1977.
- 4 Brian Coop. "The Reverend Gentleman" in *Argus 48 Yearbook 2001*, pp 54-57. All the personal information noted here is from this article.
- 5 Moreton p 45.
- 6 Seventy three items are listed; 18 before 1700.
- 7 The plant on Plate X is a Rory McEwen, a Blue Self. The 17<sup>th</sup> is a "Plate of pips from Weinmann's *Conspectus* (1735) and Kannegiesser's *Aurikel Flora* (1802).
- 8 P 13. Chapter 2 is devoted to color and form. "Its flowers are painted in crystalline colours gloriously beautiful like those of the stones of fire which paved the paths in the gardens of God."
- 9 Introduction.
- 10 Moreton p. 9 In later herbals the plant is presented as a cure for cramps, palsies, convulsions, and dizziness.
- 11 Moreton p.9 John Gerard, *The Herbal or Generall Historie of Plantes*. 1633 Johnson's edition is cited in the appendix.
- 12 Moreton p 19. *Catalogus Plautiarum medici Oxeniensis* located in the Oxford Botanic Library.
- 13 Moreton p 12.
- 14 In the Appendix he provides three lists: A, Auriculas 1596-1802; B, Some present day varieties, and C, "Varieties still grown which were raised before 1914". Each variety has a note about color and edge.
- 15 Moreton p 29.



## *Dionysia aretioides*

If anyone had been wondering, I have been able to grow *Dionysia aretioides* from seed. The seeds were planted in 2008 and came from AGS. This is the first time it flowered, and it does not look anything like the wonderful cushions that one



sees in the English journals. But one can only hope. I am very surprised it made it through the very humid summer last year, and I have kept it in a cool greenhouse with very little water during the winter.

~Marianne Kuchel

Photos: Marianne Kuchel

**Perennial Seed. Beautiful.  
Useful. Native...  
To the Planet.**



*Jelitto*

STAUDENSAMEN · PERENNIAL SEEDS · GRAINES DE PLANTES VIVACES

Production · Breeding · Seed Technology

USA Office: 125 Chenoweth Ln. · Louisville, KY 40207  
Phone (502) 895-08 07 · Fax (502) 895-39 34 · <http://www.jelitto.com> · [maryv@jelitto.com](mailto:maryv@jelitto.com)  
German Headquarters: P.O. Box 1264 · D-29685 Schwarmstedt  
Phone 01149-5071-98 29-0 · Fax 01149-50 71-98 29-27 · [www.jelitto.com](http://www.jelitto.com) · [info@jelitto.com](mailto:info@jelitto.com)



*Primula gaubeana*

Here is another one of the Section Sphondylia that seems to have come to our attention in the last little while. *P. gaubeana* is a less robust plant than many in the group, but it “possesses a graceful charm” Richards notes. (*Primula*, 1993, Timber Press, p. 82.)

It is found in only a few places in Iran, as these pictures by George and Liz Knowles attest. Seldom found in cultivation, it must be admired when captured “in the wild.” Many plants shown under this name, Richards remarks “are forms of *P. x kewensis*.”



It is often found growing adjacent to *Dionysia gaubae* (both plants named for Gauba, who discovered the *Primula* in 1936.) Some seem to think there is a relation genetically between the two plants, but Richards tell us, “The Sphondylia seem not to be closely related to these *Dionysia*.” (p. 79)

However, there sometimes seems to be seed of some of the other Sphondylia available, as *P. simensis* from Ethiopia was available in the Seed Exchange in 2009, and I for one now have a plant growing. It has very handsome, mealed leaves and while not truly hardy, is easy to keep over winter on a cool window ledge so you can enjoy the handsome leaves year-round.

~ Maedythe Martin



All Photos: George and Liz Knowles



“...this book has been written out of a love for the flower itself and its purpose is historical: it is to collect facts and unfold them as a story, to trace the development of *Auricula ursi* from its wild state to the florist’s flower as we know it today.”

~ Rev. C. Oscar Moreton

see article page 12

Above and right: plates from *The Auricula* by Oscar Moreton

# Building Troughs

see article page 29



Photo, top: painted styrofoam "trough", bottom left, layers of paint to create the effect, by Ian Gillam.

Bottom right (above): *P. farinosa*, (below): *P. marginata*, by Maedythe Martin



# Cy Happy

see article page 5


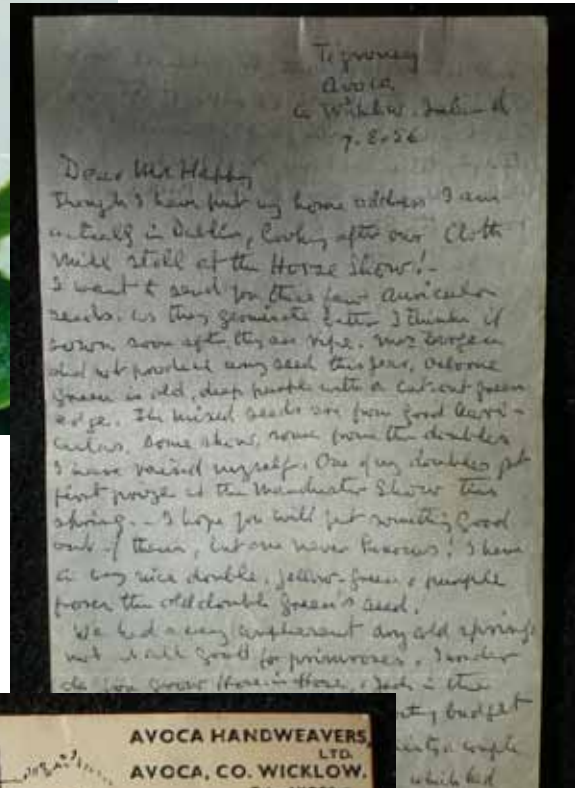
Clockwise from top left, Cy's picture from the Time-Life Encyclopedia of Gardening, Perennials volume, 1972, p.68; 'Mrs. Dargen' (photo by Geoff Nicholle); 'Dusty Double'; 'Peter Klein' (photos Maedythe Martin).



# Miss Wynne

see article page 8

The 'Old Double Green', a plant grown by Miss Wynne in her garden and mentioned in her letters (below) to Cy Happy, looks more brown than green, but is of great historical interest.




Postcards from Avoca as sent to Cy Happy by Miss Wynne.



# Barnhaven

catalogs date from the 1950s, always with enticing photos through a variety of owners, always with treasures for the Primula grower.



## Barnhaven Burlblings

LYNNE AND DAVID LAWSON

Just been looking at the 100 or so double primroses that flowered for the first time last year, interested to see what has survived the divisions and what still looks good one year on. Sometimes they just disappear off the face of the earth whereas others will have happily divided into three or four and are looking very promising. I don't know about other plant breeders, but often it's the ones labelled with double stars marked "keep" that disappear first! I seem to have overdone the powder blues, at least 20 new ones, but some of them are stunning. It's going to be so hard to decide which to keep. At this rate the tunnels will be full of doubles.

Noticed a couple of white acaulis coming up on the Barnhaven Blue benches. It tends to happen occasionally when we pollinate the very pale blues together. Have to remember not to use the very palest, but we do want to keep the range of colors.

The Striped Victorians are looking wonderful. We just had a hoo- ha with someone claiming (yet again) the first blue striped primrose flowers ever! An acaulis range this time. They had man-sized tigers walking round the horticultural show to promote it – can't compete with man-sized tigers! As far as I can tell, Florence Bellis first talked of her Striped Victorians in 1953, and they've been in production ever since.

You heard it first – we'll be introducing a brand new hose-in-hose cowslip seed strain (yellow shades) in September. They're looking really good this year, and very nearly 100% hose-in-hose.

We've been splitting up some *P.sieboldii* plants, rather late as their little noses are beginning to sprout, and can't believe how many vine weevil grubs some of them contain, despite having insecticide granules in the compost. We seem to have them just about under control in the tunnels, but only if we don't hang on to old plants without re-potting scrupulously, (and before they hatch).

Found a great book in a secondhand shop when over in England a few months back – *Plant Breeding for Gardeners* by F.R McQuown, printed in 1963. It was right up my street and is full of little useful nuggets of information and inspiration for any breeder, amateur or otherwise. He talks a great deal about observation of plants – "knowing what you want involves minute observation of what there is." I'm off to do some more observing!



## The 2011 APS National Show

A dazzling array of primroses will greet visitors to Tower Hill on April 30th and May 1st, 2011. The long, sunny hall will hold an intoxicating display of *Primula* in pots, each at the peak of its beauty and deserving of a prize. From first sight of the newly transformed botanical garden to the final plant purchase, APS members and other primrose lovers will find the 2011 APS National Show as welcome as spring.

### Special Events

A pre-show garden tour for members, families and guests will be offered on Friday. On Friday evening, all registered attendees are invited for dinner and a greenhouse and garden tour at the home of Matt Mattus and Joe Philip in Worcester.

On Saturday, join us for a presentation by modern-day plant hunter Chris Chadwell. Chadwell, who is the veteran of twenty-three expeditions, is the leading authority on the plants from the Himalaya. His own English garden, which contains hundreds of introductions from the Himalaya, may be the world's smallest botanical garden.

A friendly and lively Banquet and Awards Ceremony will take place on Saturday evening. On Sunday, a Round Table Discussion will be lead by Chris Chadwell, Kris Fenderson, Rodney Barker and Richard May.

### Sales

Nurseries from throughout New England, including Rocky Dale Nursery of Vermont, Sunny Border of Connecticut, and Mountain Brook Primroses of New Hampshire will offer primroses and other fine plants for sale throughout the weekend. New vendors of primroses and other desirable plants are welcome. Please consider selling plants at this show.

### Something New

Tower Hill has changed since our show last year. The \$8 million expansion is now complete. The restaurant has been reconfigured and the gift shop improved, and two new gardens have been added: the Winter Garden, an Italianate courtyard created by the angles of new and older buildings that highlights plants of winter interest; and the "Limonaia," a 3,500 square foot Lemon House built to accommodate the Garden's collections of camellias and citrus.

This spring, join us in Massachusetts to enjoy a cheery weekend of total primrose immersion. Indulge your senses, support the society, and meet other primrose lovers to learn and talk about, and generally have a good wallow in our favorite plant. From armchair gardeners to serious exhibitors, everyone will find something of interest.



## The APS Website: Members Special Sections

www.americanprimrosesociety.org

*If you haven't looked recently, it is well worth revisiting the APS website! The Secretary, Michael Plumb, has taken it in hand and is adding new information on a weekly basis. We have one of the most visited garden websites and want to keep providing more information for members and non-members as a way to entice them in.*

*There are fascinating articles not found in the quarterly and on diverse subjects. And it is also a way to keep current on what's going on in the world of APS. Michael has taken the time to help us learn how to enjoy and get the most from the website in this and a few more articles to follow. Go take a look!*



First of all, APS members, I understand some of you have been having trouble using the website recently, especially to order seed. Here's what to do if you are visiting the APS website for the first time. You can read the website as a member of the public, but a lot of the website is hidden from public view. As an APS member you have the privilege of seeing much more.

Have a look at all the information on the Home Page (this is the first screen you come to). To go down the same page, use your mouse to move the bar located on the right side of your screen. This information is important to you as a member, and it changes from time to time depending on what's happening.

The website will need to know you are a member before it will

Registration may take 24-48 hours to complete

Name:


Username:

E-mail:

Password:

Verify Password:

Please choose your own NEW username and NEW password. This system is not linked to the previous one. Fields marked with an asterisk (\*) are required. Please be aware that Registration can take 24-48 hours to complete as we verify your membership status. Remember to check your spam and junkmail boxes for your confirmation email. Please enter your First and Last name to ensure registration approval. Single names will be disregarded and registration denied.  
Please enter the following characters you see into the textbox below.

 Letters not clear?   
Click to renew captcha

show you all the sections and articles reserved for members only. If this is the very first time you want to visit the hidden areas, you will need to REGISTER with the website. Go to 'Register for a Username' near the top of the menu and click on it to open the

process. It is very simple. First fill in your real name so that later I can check it against the membership list. Then make up your own user name and password. Keep your user name short and your password easy to remember (Yes, you do it, not me!). Since national security is not at risk, I advise writing these down somewhere close to hand. No need to eat the paper! But you will not be able to go into the members-only areas immediately because you have to wait for me to check you are a member. I try to check every day, but you will have to wait for one or two days, normally. Once this process is over, it is over for good (Unless you forget your codes – in which case just send me a message via 'Contact Us' and I can fix it quickly).

Quarterly Journal

Photo Gallery


Local Chapters

Resources

Members' Forum

Weblinks

Contact Us

Inline Login 

Username

Password

Now that you are registered, for each subsequent visit, you will simply need to 'log in' to view the hidden areas. Go to 'Inline Login' at the bottom of the menu (or 'Login/Logout' very near the top of the menu) and enter your special user name and password.

Here are the areas reserved for members only:

**The complete current *Primroses Quarterly*** (Yes, you can read the current issue, in luminous color, even before you get it in the mail! No more waiting for snow storms to subside before delivery!)

Current *Primroses Quarterly*

Members click here to view the COMPLETE ISSUE (Step #1)





Contents

President's Message by Alan Lawrence 3

Manisard Bunch Primroses by Susan Sullivan 5

Soil Mixes for Primroses and Auriculas by Michael Plumb 9

The Primula Bob by Joan Heffell 12

Sikkim And The World Of Primulas: Book Review by Marianne Nuchel 16

The 2011 APS National Show 25

Pine + Thorns 27

Keeping a Healthy Greenhouse by Eric Bunch, with Rick Lapp 28

Rainhaven through the Year by Lynne Llewellyn 32

Chapter Reports 34

Rebirth of a Primula Garden by Judith Sellers 36

Minutes from November 7th, 2010 38

New Members this Quarter 39

Officers of the Chapters 39

**Information on growing particular species and types** (This section will be expanding continually, especially if you add your own input):

***Primula juliae***

***Primula parryi***

***Primula vialii***

**Auriculas (three articles)**

**'Candelabra Primroses'** (in chart form, very comprehensive)

**Double Primroses** (an old article, but interesting)

**Gold-Laced Polyanthus**

**Ways to Propagate Primula**

\*Hand pollination

\*Fall Division

\*Leaf Cuttings

\*Self-fertile Primula (Those for which only one plant is needed!)

**Quarterly Indexes** (This is the last entry under 'Quarterly Journal' in the menu. It tells you where you can find information on a particular species in the back issues of the Quarterly up to the mid 1950s. It will eventually be expanded to include cultivars and garden varieties, and will cover right up to the present year's issues.)

**Species from A to E**

**Species from F to M**

**Species from N to Z**

**The APS Pictorial Dictionary** (This is virtually a small encyclopaedia of Primula. It was produced by experts in our society some years ago. It was made available online by the BC Group. The species names are sometimes out-of-date, but the growing information is good. Turn the many pages and see!)

**Society Documents**

**Minutes of the last board meeting**

**Constitution and Bylaws** (Every member should read these.)

**Elections**

**Bios of the registered candidates** (See who is standing for election this year.)

**Duties of Officers and Directors** (The APS is run by volunteers. Read this if you are thinking of volunteering to help run the society.)

**Members' Forum** (The public may read, but only members can write contributions. Please take advantage of this service to our members!)

**Categories:** Welcome Mat (*contains a few instructions*)

**Cultural Problems Q & A**

**My Garden**

**My Favorite Primula**

**Showing Auriculas**

**Comments for the Quarterly** (*Now you can request articles on your favourite topics, point out errors in articles, agree or disagree with what was written in the Quarterly, etc!*)

**Suggestion Box** (*for suggesting improvements to the website*)

**Members' Chat** (*You could arrange to hold your chapter discussions this way if your chapter's membership is spread over a wide region. Or you could fix a time to chat with one or two APS friends in the UK or New Zealand, for example. At no cost! The APS board uses this website function to hold its meeting every three months, but the chat is available to you at any other time. You may also attend the AGM this way, as it is open to all APS members.*)

In coming issues I hope to go into more details of what is available on the website, but the best way to find out is to explore it for yourself.

Finally, in my effort to restrict the current seed exchange to members only, I realize I 'buried' the order form too deep for some members to know how to obtain it. Now and next year you will see the whole seed exchange information placed prominently on the main menu, with no need for you to log in.

Enjoy the website!

*Michael Plumb, Website Administrator*



## BUILDING TROUGHS

PRESENTATION BY IAN GILLAM

At the BC Primula Group Meeting, January 16, 2011.

**Many approaches and variations.** Carving troughs from stone is tedious and skilled work and won't be considered.

**Cement mixes.** These set over a day or two but require weeks to develop their full strength. Water is essential during the process and the project must be kept from drying during this period. Mixes are strongly alkaline and will remove skin, so wear rubber gloves, eye protection (and old clothes).

Textbooks stress that for projects exposed to weather and freezing aerated ("air-entrained") concrete is required. This is a mix that contains many minute air bubbles that are formed by prolonged mixing in the presence of a suitable foaming agent. It's hardly practicable to mix this yourself.

**Tufa** is a natural mineral composed of limestone precipitated from solution, often formed in streams around organic debris. It's porous enough for plant roots to penetrate and makes a good growing medium for some high alpine.

**Hypertufa** is simulated tufa, where the original is not obtainable. It's a mix of cement, sand and peat and is somewhat porous. A traditional mix is 1 part sand/ 2 parts peat/ 1 part cement (by volume). Early troughs were made with this mix, but it's just what you don't want in a container, porous to plant roots. It's also very liable to cracking and spalling when it freezes. Use of peat in the concrete mix may represent an attempt to introduce spaces like the bubbles in air-entrained concrete. (I'm uncertain about this.)

A mix of **1 part sand/ 1 1/4 parts peat/ 1 part cement** gives a harder product that stands weathering fairly well but looks much like concrete.

**Moulds or forms** are used to shape the trough. Unless reinforced, cardboard boxes are not strong enough to hold their shape when wet. Wooden forms are necessary if particular dimensions are required. Otherwise, plastic bowls or other containers make good forms, provided they can be found in appropriate sizes. Aim for about 2" thick bases and 1 1/2" walls. For troughs of moderate size, no reinforcement is needed.

**Drain holes** have to be provided. Corks or pieces of broom handle 2" long are fastened to the base of the form or a larger piece of Styrofoam may be used.

Textbooks say that rather stiff cement mixes set more strongly than sloppier ones. A stiff mix is difficult to work into the narrow gaps between inner and outer forms

**Chapters! Here is a way for you to have an online meeting without leaving the comfort of your home! Members who are registered to access the website can pick a time, let each other know about it, all log on, and trade comments and information for a half hour or however long you want. Great way to visit someone you don't often get to see through the winter months!**

without leaving gaps in the walls. A more runny mix seems to work well but agitate it between the walls to avoid air spaces. The inner form will tend to float out of place as the walls are filled. It can be secured with a suitable carpentry frame or simply by loading it with bricks or sand.

Having poured the trough and leveled the top surface, the project should be left to set for one to two days, depending on temperature. By then the mix should be firm yet workably soft. The outer form is removed carefully to reveal the exterior of the trough. This will be an accurate replicate of the form and rather precisely geometrical. At this stage the outer surface can easily be "distressed" to simulate a stone trough by use of a wire brush and/or screwdriver. Then the project is re-covered in plastic sheeting and left in a shady place to complete curing, at least a week, preferably longer.

The inner form may be more difficult to remove, particularly if it's wooden, as the wood will have swollen while the cement mix expanded

## What to plant in your trough?

The obvious choice for the Primula lover for a trough would be a European alpine Primula. A *P. marginata*, or one of the hardy *P. x pubescens* like 'Freedom' would make a fine display in a small trough within a year or two.

The Alpine Garden Society has a great piece on troughs at <http://www.thealpinegarden.com/newtroughgarden.htm>

In this article while talking about useful plants for your trough they suggest you "consider the European *Primulas - minima, marginata, viscosa* and *integrifolia*. *Androsaces* can also be used if some shelter from winter rain can be provided. *A. alpina, villosa jacquemontii* and *sarmentosa* make good trough subjects.

Further on, in the section Landscaping the Trough, they state: 'The trough need not look like a mini-Eiger, but neither need it look like something devised by the Flat Earth Society. Careful planning can not only make it look very attractive but can also incorporate many areas of special interest and effect.'

Some other plants that you might consider would be the small *P. mistassinica* or *P. farinosa*. These attractive little plants with silver meal on the reverse of the leaves could get lost in a garden, but a group of them in a trough would be a delight. They are not long lived, so raising them from seed would be sensible.

Another candidate could be the featured *Primula* on the cover: *P. halleri*. Another one from the Section Aleuritica, it comes from the Alps and likes moist, well-drained soils. While also not long lived, growing from seed would provide a good number for a pretty display.

Imagination and a bit of creative flair will help you fill in the trough to make it a tiny garden. Be prepared for it to need renovation, just like the regular garden, within two to three years.

slightly. A plastic form can usually be loosened by filling it with hot water, but wooden forms require care to avoid any levering against the inside walls. It's best to design the inner form to disassemble (from the inside) for removal.

**Free-form containers** are made upside down. The inner form may be a box or bowl or a pile of sand. A rather firm cement mix is shaped around and over this. Remember to insert forms for drain holes at the summit.

**Topping mix** is pre-mixed cement and sand conveniently available in smaller bags than Portland cement. It's inadvisable to add peat to this but it makes hard troughs that seem to stand the weather reasonably well despite the recommendations above.

**Staining.** Cement mixes may be colored with commercial additives or the finished trough stained brown with ferrous sulphate (as in moss killer).

**Styrofoam (fishbox) troughs.** These light containers are used for shipping produce or can be purchased as picnic coolers. They make convenient planters except that they are white and rather easily damaged by knocks and by roots growing into them. Paint disguises the color and if sprinkled heavily with sand while the paint is still wet they assume the appearance of stone. First heat the surfaces with an electric paint stripper to harden them. (Work outdoors as fumes are hazardous and there's risk of fire.) Then use a stone-colored paint, acrylic or alkyd, and treat all surfaces inside and out to three complete coats of paint and sand. Exteriors may be distressed before painting. These troughs are conveniently light in weight, look good and last for a number of years.

**Stuccoed Styrofoam.** (Untried personally but said to be effective.) Styrofoam boxes are roughly coated with a layer of topping mix. In order to get it to stick to the plastic the surface is scored and many holes are punched into it inside and out. White (acrylic) glue coating of the box may help adhesion.



Legendary Barnhaven seed - still carefully hand-pollinated from rigorously selected plants. We also send bare-rooted plants to the USA.

11 rue du Pont Blanc  
22310

Plestin les Grèves, France  
Tel/Fax: 1133 2 96 35 68 41  
[info@barnhaven.com](mailto:info@barnhaven.com)  
[www.barnhaven.com](http://www.barnhaven.com)



**American Primrose Society  
Minutes of the Board Meeting held on January 30th, 2011**

**The meeting was held online. It opened at 6:10 pm, Eastern Time.**

**Board members present:** Linda Bailey (Director), Rodney Barker (Director), Ed Buyarski (President, Juneau Chapter), Mark Dyen (President, New England Chapter), Julia Haldorson (Director, Membership Secretary), Jon Kawaguchi (APS Treasurer), Marianne Kuchel (APS Vice-President), Alan Lawrence (APS President), Michael Plumb (APS Secretary), Susan Schnare (Director)

**Regrets:** Amy Olmsted (Director, Seed Exchange Coordinator), Maedythe Martin (Editor, President of BC Group)

1. **Approval of the Agenda** (Rodney/Michael)
2. **The Minutes of August 1<sup>st</sup>, 2010** – Accepted (Susan/Marianne)
3. **Treasurer's Report** (Emailed before the meeting)
  - a) Income less expenses October 1st, 2010 to December 31st, 2010: \$275.30
  - b) Total liabilities and equity as of January 18th, 2011: \$26,648.92
  - c) The year 2010 ended with a net loss of (\$2,109.35)
  - d) A financial report was also supplied by the New England Chapter concerning the 2010 National Show held by that chapter. In response to a query from Marianne, Rodney (National Show organizing team member) said that New England Chapter was unable to repay the \$500 loan from the APS as the 2010 Show had made a loss. After several further questions concerning the financial report on the 2010 Show, Rodney agreed to provide the board with a much fuller accounting of the monies. This will be sent in the near future, before the 2011 Show and AGM.
  - e) At Alan's request, Rodney said he would pass the board's concerns on to the 2011 Show Organizing Committee.
  - f) Ed informed the board that the Juneau Chapter will consider donating \$500 to the Quarterly's expenses.
  - g) MOTION (Michael/Julia) to accept the report - carried.
4. **Committee Reports**

**Seed Exchange**

  - a) Marianne reported that a lot of seed remains to be sold.
  - b) She said some members have complained that they were unable to find the order form on the website. Michael replied that some members did not realize that they had to register to access the members-only areas and log on, in spite of clear instructions on the Home Page. However, he will make the link to the order form public and post it on the Home Page.

**Editorial Committee**

  - a) Maedythe had sent a report to the board by email. Alan reported that the printing of the Winter quarterly would be completed on Tuesday, February 1st.
  - b) Julia will send him the distribution list.
  - c) Alan said it was still too early to calculate the full amount of any savings through using the new printer.
  - d) MOTION (Michael/Susan): to accept the Editorial Committee Report. Carried.

**National Show**

  - a) Rodney reported that one of the aims was to reduce expenses for the 2011 Show. The planning committee was negotiating with NARGS to share the costs of bringing Chris Chadwell from England, as he is speaking to two NARGS chapters, too.
  - b) Calculation of Show fees is nearing completion, after which the registration form can be produced. (See also item 3e.)
  - c) MOTION (Michael/Susan): to accept the National Show Report. Carried.

**Membership**

  - a) Julia's report had been sent by email. As of January 30th, 2011, the total number of

- b) members in good standing was 268. Another 95 had yet to renew.
  - b) She will send out another round of email reminders in the next few days.
  - c) Alan added that he will send out the Winter Quarterly to people whose membership has recently expired as an incentive for them to rejoin. He will do this at his own expense. The board thanked him for this.
  - d) MOTION (Michael/Linda): to accept the Membership Report. Carried.
- Website**
- a) The report had been sent to the board by email. Michael reported that the site had been hacked twice in the last nine months, and both times the problem had been dealt with swiftly. This hacking is actually a reflection of the popularity of the site: 54,500 people have visited it since the new website started automatically counting visitors on August 10th, 2010.
  - b) We now have 58 members registered to enter the members-only areas. Many members have still not registered to enter these areas, even though the new site has been up for nine months. To show them what they are missing, Michael will produce an overview of the members-only articles for the Quarterly.
  - c) Some members have experienced difficulty navigating the security protocols. Michael said security measures are needed if membership is to have any benefits; parts of the site should be reserved for members only. However, he will open the Seed Exchange order form to all (See item 4b) because the Seed Exchange Coordinator (Amy) is willing to check membership manually.
  - d) MOTION (Marianne / Susan): to accept the Website Report. Carried.

**Judging Committee**

- a) The board decided that Ed, Michael and Rodney would revise the old APS Judging Rules as posted on the website. Ed is the only accredited APS judge on the panel. Michael has judging experience with the BC Group and his local alpine plant society. Rodney is organizing the judging at the coming National Show.
- b) Ed mentioned that the APS has a test for prospective APS judges, which the new committee members should eventually take.
- c) MOTION (Rodney/Linda): to accept the Judging Report. Carried.

5. **Chapter Reports**

**Juneau** has \$4924 in available funds. Meeting scheduled for February 14th, at which members will discuss a contribution towards the National Show. Ed was unable to find anyone in his chapter ready to stand for one of the posts which are up for election. (Note: No reports were sent by New England, Doretta Klaber or Tacoma. These will need to submit their financial reports at the coming AGM at the end of April. The BC Group had sent a written report. As only an affiliated group they are not required to submit a financial report.)

6. **Business Arising and Old Business:** Dealt with under items 3d and 3e.

7. **New Business**

**Approval of the 'Description of Officers' and Directors' Duties' posted on the website.** Michael brought the motion to approve to the board. However, there was a question concerning the financial liability of board members.  
**NEW MOTION** (Michael/Susan): to POSTPONE discussion and approval of the Description of Duties until the 2011 AGM, pending investigation. Carried.

8. **Adjournment** (Linda) at 8:45 pm Eastern Time.

Next meeting: The AGM will be held during the National Show. Exact time to be determined by Alan and the Show Coordinator. Alan will confirm asap.

Respectfully submitted,  
 Michael Plumb, Secretary



## North American Rock Garden Society

Yes, I am interested in a seed exchange, discount book service, slide library, field trips, fact-filled Quarterly, garden visits, and plant sales.

Sign me up!

Membership:  
USA, Canada: US\$30  
Overseas: US\$35

Please contact:  
**Mr. Bobby Ward**  
Executive Secretary, NARGS  
PO Box 18604  
Raleigh, NC 27619-8604

Make checks payable to  
North American Rock Garden Society

<https://www.nargs.org/info/smembership>.

## Join the National Auricula & Primula Society

*Midland & West Section*

[www.auriculaandprimula.org.uk](http://www.auriculaandprimula.org.uk)



£10.00 Overseas Membership.

to: The Honorary Treasurer, Roger Woods,  
44 Tansey Crescent, Stoney Stanton,  
Leicestershire, LE9 4BT United Kingdom.

## New Members this Quarter

Year of Expiration	Name & Address
2011	Tony Bielaczyc 474 West 238 <sup>th</sup> Street, Apt 5G Bronx, New York 10463-2028 U.S.A.
2013	Jennifer Cooke 360 River Road Lyme, New Hampshire 03768 U.S.A.
2011	Julia Cote 4 Randy Road Ellington, Connecticut 06029 U.S.A.
2011	Lou Emmons 7805 Tryon Grove Road Richmond, Illinois 60071 U.S.A.
2011	Robin Hansen Hansen Nursery P. O. Box 1228 North Bend, Oregon 97459 U.S.A.
2011	Nancy Hanna 950 Trails End Drive Walnut Creek, California 94598 U.S.A.
2011	Michel Kawahara 13421 - 24 <sup>th</sup> Avenue South, #6 SeaTac, Washington 98168 U.S.A.
2011	Mary Kunz 1130 Eastern Avenue Charlton, New York 12019 U.S.A.
2011	Bruce Lockhart 27 Nichewang Road Petersham, Massachusetts 01366 U.S.A.
2011	Susan Michel 3 Campert Drive Ashford, Connecticut 06278 U.S.A.
2013	Barbara Montgomery Forty Oaks Farm Campobello, South Carolina 29322 U.S.A.
2011	Ellen Preissler 67 Obre Place Shrewburg, New Jersey 07702 U.S.A.
2011	Leslie Roberts Pop's Plants Pop's Cottage, Barford Lane, Downton Salisbury, Wiltshire SP5 3PZ England U.K.
2011	Ronald Smith 508 - 5 <sup>th</sup> Ave Southeast Le Mars, Iowa 51031 U.S.A.
2011	Mrs. Valerie Thornbury 42 Eastbourne Road Trowbridge, Wiltshire England BA14 7HW U.K.
2011	David Underwood 32 Georgian Way Wigmor, Rainham Gillingham, Kent England ME8 0QZ U.K.
2011	Rosemary Wheeler 5095 Ashlyn Drive Winston-Salem, North Carolina 27106 U.S.A.

Should there ever be a question about your membership, please contact:

*Julia L. Haldorson, APS Membership*

*P. O. Box 210913*

*Auke Bay, Alaska 99821 U.S.A.*

**membership@americanprimrosesociety.com**

## OFFICERS OF THE CHAPTERS

### British Columbia Primrose Group

Maedythe Martin, President  
951 Joan Crescent Victoria, BC V8S 3L3  
(250) 370-2951  
martin951@shaw.ca

### Tacoma Chapter

Cy Happy III, Acting President  
11617 Gravelly Lk. Dr. Tacoma, WA  
98499  
(253) 588-2585

### Doretta Klaber Chapter

Diana Cormack, Acting Chair  
424 Bulltown Rd., Elverson, PA 19520  
610-286-0577  
diana54@dejazzd.com

### Juneau Chapter

Ed Buyarski, President  
Box 33077 Juneau, AK 99803-3077  
(907) 789-2299  
amprimsoc@hotmail.com  
<http://www.alaskaprimroses.org>

### New England Chapter

Mark Dyen, Co-President  
132 Church Street Newton, MA 02158  
dyenreisen@rcn.com  
Rodney Barker, Co-President  
49 Woodcliff Road Newton Highlands,  
MA 02461  
rodneybrkr@gmail.com

### Primula alpicola (back cover photo)

An attractive, garden-worthy plant from Tibet. John Richards (*Primula*, 1993, Timber Press, p. 206) says "*P. alpicola* is instantly recognizable by the flower shape, reminiscent of the 'Chinese Coolie's hat'. The close-set reticulation of the leaf blades is distinctive" he continues.

This is a good choice for any garden that has rich moist garden soil, as the roots resent drying out. Besides the yellow color, there is a paler form, almost white, and a lovely violet. A wide range of color is available from seed, mimicking the stands found in the exotic eastern high plateaus.

Last, but not least, *P. alpicola* has one of the loveliest scents in the flower world.

## NATIONAL AURICULA AND PRIMULA SOCIETY SOUTHERN SECTION

The National Auricula & Primula Society - Southern Section was founded in 1876 by and for enthusiasts who raised and exhibited Auriculas, Gold-Laced polyanthus and other primulas.

The Annual subscription is £7.00 (UK) for single or family membership, Overseas £8.00  
Members receive an illustrated Year Book and a Newsletter - Offsets, containing interesting articles on growing and raising Primulas together with their history and cultivation.

Applications for membership of the N.A.P.S. Southern Section should be made to:  
The Honorary Secretary, Lawrence Wigley,  
67 Warnham Court Road, Carshalton Beeches,  
Surrey, SM5 3ND.

## NATIONAL AURICULA AND PRIMULA SOCIETY

NORTHERN SECTION

Please consider joining the National Auricula and Primula Society - Northern Section.  
Overseas memberships are some of the best ways to learn more about your favorite plants.  
Benefits include publications and more.

Write: Mr. K. Leeming, 3 Daisybank Drive,  
Sandbach, Cheshire, CW11 4JR

Overseas membership £7.50 (\$10.00 US)

Please make checks payable to NAPS.

[www.auriculas.org.uk](http://www.auriculas.org.uk)

