



*Primroses*

QUARTERLY

VOL. 58 No. 3

SUMMER 2000

# Primroses



Quarterly of the American Primrose Society  
Volume 58, Number 3, Summer 2000

- 3 ..... **Spring Show Poem**  
by past President Thelma Nelson
- 4 ..... **Barnhaven Primroses**  
letter from Angela Bradford
- 5 ..... **Barnhaven History**
- 7 ..... **Victorian Primroses**  
taken from Jackie Giles book
- 8 ..... **Thanks to Alaska**  
Mary Irwin - Elaine Malloy
- 9 ..... **The Older Primroses**  
Beth Tait
- 11 ..... **Ad from 1973 Barnhaven Catalog**
- 12 ..... **Alpine Garden Club Show**  
Maedythe Martin
- 20 ..... **Vancouver Island Rock**  
and Alpine Show
- 25 ..... **Speciation**  
Dr. Robert Eichman
- 27 ..... **Prim and Proper Pronunciation**  
Lew Micklesen
- 30 ..... **Questions and Answers**
- 31 ..... **APS Board Meeting**  
Alaska May 6, 2000
- 35 ..... **Officers and Chapters**
- Centerfold ..... **Seed Exchange**

## COVER PHOTO:

Lillian Harvey taken at  
Bellevue Botanical Garden, March 25, 2000

## American Primrose Society

### OFFICERS

Ed Buyarski, **President**  
P.O. Box 33077  
Juneau, AK 99803-3077  
(907) 789-2299  
amprimsoc@hotmail.com

Candy Strickland, **Vice President**  
6911 - 104th St. East  
Puyallup, WA 98373  
(253) 841-4192

June Skidmore, **Past President**  
6730 W. Mercer Way  
Mercer Island, WA 98040  
(206) 232-5766  
Jskidm4011@aol.com

Pat Wilson, **Recording Sec'y**  
9621 Kelly Ct.  
Juneau, Alaska 99801  
(907) 789-0505  
pwilson@gci.net

Julia Haldorson, **Treasurer**  
P.O. Box 210913  
Auke Bay, Alaska 99821

### DIRECTORS

**Through 2003**  
Terry Mitchell  
17 Fearnley Dr.  
Ossett, West Yorkshire WF5-9EU  
England

Judith C. Sellers  
R.D.3 Box 233A  
Unadillo, New York 13849

**Through 2002**  
Dr. Roger Eichman  
223 Griffith Point Rd.  
Nordland, WA 98358  
(360) 379-9566

Ruby Chong  
6870 Union St.  
Burnaby BC V5B 1X5, Canada  
(604) 298-8384

**Through 2001**  
Addaline W. Robinson  
41809 S.W. Burgarsky Rd.  
Gastron, OR 97119-9047  
(503) 985-1048

April Boettger  
244 Westside Hwy.  
Vader, WA 98593  
(360) 295-3114

## Primroses

### EDITOR/GRAPHIC DESIGN

Cy & Rita Happy  
11617 Gravelly Lake Dr. SW  
Tacoma, WA 98499  
(253) 588-2585

Candy Strickland  
6911 - 104th St. East  
Puyallup, WA 98373  
(253) 841-4192

### EDITORIAL COMMITTEE

Candy Strickland  
Cy Happy III  
Edward Buyarski

### EDITORIAL DEADLINES

Winter issue - November 15  
Spring issue - February 15  
Summer issue - May 15  
Fall issue - August 15

### PHOTOGRAPHIC CREDITS

All photos are credited.

*Primroses* (ISSN 0162-6671) is published quarterly by the American Primrose, Primula and Auricula Society, 6730 W. Mercer Way, Mercer Island, WA 98040. Membership in the Society includes a subscription to the *Primroses*, Seed Exchange privileges, Slide Library privileges and the opportunity to join a Round Robin. Dues for individual or household membership in the American Primrose Society, domestic, and Canada are \$20 per calendar year, \$55 for three years or \$275 for an individual life membership. Overseas rates are \$25 per annum. Submit payment to the treasurer. Membership renewals are due November 15 and are delinquent at the first of the year. Periodical postage paid at Mercer Island, WA.

**Postmaster:** Please send address changes to *Primroses* Editor, Candy Strickland, 6911 - 104th Street East, Puyallup, WA 98373.

Manuscripts for publication in the quarterly are invited from members and other gardening experts, although there is no payment. Please include black and white photographs, slides or color prints if possible. Send articles directly to the editor.

Advertising rates per issue: full page, \$100; half page, \$50; quarter page, \$25; eighth page and minimum, \$12.50. Artwork for ads is the responsibility of the advertiser, and camera ready copy is appreciated. Submit advertising to the editor.

# Spring Shows

Have you ever gone out walking  
In the dawning of the spring?  
Did you see the Persian carpet  
that our precious Julies bring?  
Polyanthus tall and stately  
Umbels full of blossoms too  
makes you think of Sunday dress ups  
In their rich and pastel hues  
Blue acaulis how I love them  
Nestling in the morning dew  
Glistening from the evening's dampness  
Golden stars in shades of blue  
Auriculas are trim and tailored  
Surely royal blood is there  
If you know a more regal flower  
Please just tell me where  
Put them all together  
Species added to the view  
Tables ribbons tags and entries  
Some thing brought strange or new  
Another show, another year  
Time keeps marching on-  
We pray again all join hands  
To keep our Primrose Show coming on

*Dedicated to Miss Rosa Peterson*

by Thelma Nelson, Past President  
Tacoma, Washington

# Barnhaven Primroses

Mr. Ed Buyarski  
American Primrose Society  
PO Box 33077  
Juneau  
AK 99803-3077

24th January, 2000

Dear Sir,

Some years ago I had occasion to write to the Advertising Standards Authority because Thompson and Morgan were claiming to have bred the Cowichan polyanthus. Although their intervention modified their claims, they are still implying that the Cowichan was a Thompson and Morgan introduction.<sup>1</sup> This flies in the face of all standard accounts of the development of the Cowichan strain, none of which mention Thompson and Morgan, and all of which acknowledge Florence Bellis as its breeder.<sup>10</sup>

I am writing to you now to draw your attention to their latest fraudulent claim. In their Seed Catalogue 2000, Thompson and Morgan make the following statement:

*"Presenting the world's first striped Polyanthus, true from seed. Bred by T&M, they have taken many years to perfect"*<sup>2</sup>

This is such a blatant and cynical lie that it quite takes my breath away. I use the word cynical, because Thompson and Morgan have been in correspondence with me<sup>3</sup> and know only too well what the Barnhaven catalogue contains. Florence Bellis (formerly Florence Levy), the founder of Barnhaven, was offering "Victorian polyanthus (some striped)" as early as 1954<sup>4</sup> and by 1957 Striped

Victorians were being offered as a separate series.<sup>5</sup> They have been offered by sale by Barnhaven ever since and are still in our current catalogue.<sup>6</sup>

Respected authors such as Barbara Shaw<sup>7</sup> and Brenda Hyatt<sup>8</sup> have mentioned the Barnhaven Striped Victorians in their books. The plants have appeared in the shows of the various Primula Societies.

In view of the fact that this is the second time that Thompson and Morgan have fraudulently claimed to have bred plants recently which were in fact bred by Barnhaven more than 40 years ago (more than 50 in the case of the Cowichan), I would be very grateful if you could give the matter an airing in your publication.

I look forward to hearing from you.

Yours sincerely,  
Angela Bradford



**Striped polyanthus**

Since Florence Bellis has been instrumental in developing both the striped polyanthus and the striped Auricula we are including articles concerning both from sources here and abroad. More on Auriculas next issue.

Barbara Shaw's Book of Primroses,  
Page 72  
Plate #56  
Striped Victorian and Chartreuse

## History

### Florence Bellis

Florence Hurtig was born in New Orleans in 1906 but later moved with her family to Oregon. She trained as a pianist, but the Depression of 1929 prevented her from following that career. She began to grow plants for sale about this time, and gradually developed a passion for Primroses. She researched the subject in Oregon State University and published a resulting series of articles in the Oregon Journal. This led to the following of the American Primrose Society in 1941, and she became Editor of the Society for the following 9 years. Simultaneously she developed her plant propagation and sales business as Barnhaven Primroses.

She met Bob Bellis and married him in 1959. Afterwards she was known as Florence Bellis. Her business continued to flourish until Bob's death in 1966. Florence withdrew from the business at this time and sent her stock of seeds to Jared and Sylvia Sinclair in Brigsteer, England. They continued the business until 1989. Florence died in 1987.

### Jared and Sylvia Sinclair

Florence Bellis sent her seed stock to the Sinclairs in 1966 to "keep or kill". She would have destroyed the stock rather than allow the commercial seed companies to have them. She wanted to return the stock to England, where they had originated and chose the Sinclairs to carry on the work. For the Sinclairs this was an unexpected turn of events, but Sylvia had a horticultural degree, and both she and

Jared fell to the task with enthusiasm. Gradually they built a reputation for quality in gardening circles.

As well as maintaining Florence Bellis's original lines, they introduced many of their own new strains. These included Ramona, Rustic Reds, Mexico, Reverie, Flamingo, Paris 90, Midnight, Daybreak, Limelight, Fuchsia Victorians, Harbour Lights, valentine Victorians, Yellow Cowichans, and Casquet. They worked extensively on the double auriculas, and practically restarted the single auriculas and the julianas from scratch. Their greatest achievement is the new strain of primula sieboldii which remains Jared's favourite.

They announced their retirement in 1990 to the dismay of their wide circle of gardening friends, customers and admirers. Sadly, Sylvia died in 1996 and since then Jared has died in July 1998.

### Angela and Keith Bradford

My parents moved to Brigsteer, and as a result of my own hobby gardening and their location, I came to know the Sinclairs. Over a period, they introduced me to the intricacies of Primula and Polyanthus breeding, and when they decided to retire, they passed the business to me. My husband Keith and I spent some time looking for a suitable location in England to carry on the business, but eventually we found the location which most suited us near the village of Plouzélambre in Brittany. We moved there in 1990, and operate from two open-sided plastic tunnels, which provides shelter for our plants, but keep them well ventilated and hardy.

In total we have bench space for

about 4500 plants, which we grow in 5" pots containing a peat-based compost, specially prepared for me by a commercial supplier. The compost is gritty, fibrous, slightly acid and contains a slow release fertiliser. Most

plants are discarded after one year's breeding. Each year we begin again from seed, which prevents any build-up of disease, and leads to a continuing development in colours and new series. And so it goes.....

### HAND-POLLINATED SEED

#### BARNHAVEN'S FAMOUS SILVER-DOLLAR POLYANTHUS

Still \$1 pkt., special packets of  
any of the following made to order.

Wood Violet	Plum	Royal Purple	Victorian Stripes	Orchid
American Beauty	Fuchsia	Raspberry	Maraschino	Peach
Wild Rose	Salmon	Coral	Desert Rose	Apricot
Sky	Delft	Cobalt	Crimson	Scarlet
White	Cocoa	Coffee	Bronze	Copper
			Kwan Yin	Cowichan

Larger than silver dollars; Blue Ribbon Winners: Boston, 1957;  
New Zealand, 1956; Boston, 1954-55.

### HAND-POLLINATED ACAULIS SEED

\$1 packet

Blue Shades Pink and Rose Apricot blends Yellow Crimson Harbinger

### POLYANTHUS TRANSPLANTS

Transplants of most of the above shades listed under Silver-Dollar Polyanthus available for summer and fall delivery for 1958 bloom:

12 - \$2.25, 50 - \$7.25, 100 - \$12.25, postpaid, special handling.

# BARNHAVEN

Lew and Florence Levy

Gresham, Oregon

## Victorian

Mail orders were collected by a small tractor and trailer, and taken down to the dirt floored workroom on the lower level of the barn, this had become the mail room, stacked with damp moss for shipping orders all over the U.S.A. If an order came from a new part of the country, Florence quite often wrote to the person saying "If I send you a box of different types of primula along with planting instructions, will you trial them for me and report on their progress?" Catalogues were filled with information about primroses, always with an inspiring introduction waxing lyrically about primroses and the joy they bring to gardeners.

In the 1948 catalogue the polyanthus plants for sale included for the first time Victorian Shades. These opulent shades of an elegant era were developed from the original packet of Suttons Blue, as the purple casts were eliminated from the pure blues. Shades of velvety purples, fuschia and cerise were appearing, some had a fine silver edge and all had a soft velvet texture to the petals. Harvest Yellows, Grand Canyon Shades, Indian Reds, Winter White, Pastels, Marine Blue, Gold Laced and Yellow Hose-in-Hose polyanthus, are also offered for sale.

Florence's main aim when hand-pollinating her polyanthus was always colour, as she said, "colour obsessed me". Her colour sense was perfect and she knew instinctively which plants to pollinate together to achieve the results she wanted. Size and form were taken care of by selection of the healthiest and most robust plants, and were never really a consideration. It was always colour that

dominated the choice, out of a thousand plants she would always go straight to the one that she needed. She did not like red centres, and I have scoured her articles for a report of the thrill the appearance of a striped polyanthus must have given, these were introduced in the 1954-55 catalogue in the Victorian series. But I have been told that Florence was simply not interested in them, pure colour was uppermost in her mind. Colour charts and wheels provided the same means of naming her newly emerging colours and all were catalogued and recorded. Florence had unwittingly chosen a plant that would, in time, make all her colour dreams come true, and would allow those colours to be fixed to come true from seed.

Those hard brown seeds and what was contained within, were always a source of wonderment to Florence, in the 1956 supplement to her previous catalogue she wrote "like a lad mute before his love we are at a loss to describe the loveliness, the differentness that is living, protected and hidden, in each little brown miracle called a primrose seed".

In the First American Primrose Society round table, compiled by the editor, Mr. Richard Critz, (APS Summer 1985, Vol. 43, No. 3,) raising primulas from seed was discussed by a panel of experts. Here again, Florence wrote this charming contribution on the conception of primrose seed. "You know plant conception is remarkably like our own. For most plants, including primulas, it usually takes place in a day, between the rising and setting of the sun. Then the flower petals - once lovely in their shameless seducing - begin to fade and fall, and the embryos start developing much like ours do. And like our mothers, the plant mother nourishes

*Continued on page 10*

## National Primrose Show 2000

Juneau, Alaska  
May 4, 5, 6

At National Primrose convention in Alaska! New England writer dol-drummers were relieved for Mary Irwin of Danbury, CT., Judy Sellers of Unadilla, NY, and Elaine Malloy of South Salem, NY, as they fulfilled a dream of a once in a lifetime trip to Alaska. At long last, we would get to meet the Juneau primrose chat "nuts" in person!

From the time Duane, Ed, and company met us at the airport, we were on a whirlwind trip. Long days until 10:00 P.M. were filled with the primrose show, exhibits, sales tables, gardens and the charm of Juneau and it's primrose enthusiasts.

Denticulata grew everywhere. Colors of lilac, blue, red and white stood in masses like beacons in front of houses, in public plantings and private gardens. Along with the denticu-

lata, flowering drifts of self-sown polyanthus, named and unnamed vulgaris, veris, julianas, and rosea, created breathtaking vistas. Coupled with the majestic lake, snowcapped mountains and trees, our winter dreams became a splendid encounter.

Judy won the novice class with a large, unnamed polyanthus, striking invariable shades of yellow and orange. It bought top dollar at the APS auction conducted after the banquet on Saturday night.

Caroline Jensen, Cheri Fluck, Marie Skonberg, Lee Sandor, John O'Brien, Robert Tonkin, Dr. Roger Eichman, Rosetta Jones, Duane Buell and Ed Buyarski, and all the people who made this show special, we thank you from the bottom of our hearts. Your down to earth friendliness and hospitality made it a trip we'll always cherish.

Mary & Elaine



Judy Sellers with her striking polyanthus, winner of the novice class.

## The Older Primroses

By Beth Tait

May 2000

My interest started one day in June 1953 when I went to Bothel, Washington to buy some grain for my animals.

Stopping at the feed store I saw a large flat of blooming plants. I asked the man what are those, they were a beautiful shade of red, (eye catching) he said Primroses. A man had brought them to the store to sell for whatever he could get, so he had a sign reading 3 for a dollar.

So I brought three home and planted them on the north side of the house under a water faucet.

That afternoon a friend came over and saw my plants. She called them Candelabra. She belonged to the Washington State Primrose Society and talked me into joining in July of 1953. Then in September I joined the American Primrose Society.

After meeting so many growers and buying more plants, I developed Primrose fever. I learned of Barnhaven. The owner Florence Bellis was a charming person, she knew everything about Primroses and had started the A.P.S. quarterly in 1941.

This was a great place to learn about Primrose culture and to buy seed and plants.

I went to Barnhaven to buy plants. The day we went she had no color as she was benching her plants for hybridizing pollinating each bloom.

She would take them out of the field, lifting plants with soil so as not to disturb the roots, then packing them by color onto the benches. She had small plants for sale, so I bought

several hundred, she also gave me her catalogue to order from.

Some interesting and different ones in the Polyanthus section were the Victorians - stripped-muted violet-mauve - Fuchia, old rose or in a mix. Cowichans were also listed. The Silver dollar Polyanthus had every color listed, then her specialty polyanthus, I enjoyed so much the Little Egypt. It had red stalks and came in reds and pinks. Budded and blooming plants were 6 for \$4.95

I set my young seedlings under an old apple tree. I tilled the soil and added some lime and old barnyard manure, and a bale of peat moss.

They were growing so nicely when we went to a party one Sunday afternoon, the cattle had gotten out and were laying under the tree for shade so it was goodbye primroses.

I wanted so badly to see them bloom, so I called Barnhaven and ordered more plants, a wide variety this time, as I was learning more about primroses.

As we picked up the plants Florence showed us a hillside of Primula Kisoana all in full bloom, what a sight, lovely shades of pink also a field of Polys and Acaulis in every color.

Florence showed me a measuring tool she used to measure seed. It was a small gun cartridge and a piece of copper wire soldered to the shell for a handle.

Can you imagine getting many seed for a dollar at that time.. Pr. Denticulata was another fascinating plant, blooms like a small onion head, my first plant didn't make the winter. There was a dark hole where the plant was. Slimy material was in the cavity so I took a stick and cleaned it out, filling the hole with soil, weeks later it was a green mass of leaves. So to see

what I had I dug it up, the leaves were little plants, so I divided them getting over forty plants. I also chopped up the long thick roots into two and three inch pieces and everyone made a plant.

The A.P.S. quarterly gave me information on some of the growers. Maude Hannon and her candelabras. John Shuman and his Alpine and Show Auriculas. Denna Snuffer with her double Auriculas; Peter Klein - gold lace; Floyd Keller with double Acaulis; Marie Krause.

In 1954 I started Primrose Acres retiring in 1999.

We raised primrose for so many years, selling hundreds to the Orthopedic Hospital spring sale for thirty five years. The Eastside Garden Club used to put on a primrose show each spring in April. People would come as far as Alaska to see the show.

It was held in the big YMCA building until it burned.

Growers would have a floor display showing how plants grew in your yard. And a sales room to buy plants, these were hardy plants, not like the Super Market annuals.



Striped polyanthus

## Victorian

*Continued from page 7*

with her body the unfolding life within. As the embryos develop, each in its own soft envelope, she surrounds it with food and oxygen against the time when it must leave her care and sustain itself 'till it can emerge in soil and sun. After the seed ripens and is dropped or picked, the outer layer of this soft skin, enclosing the embryo and its close packed lunch, begins to harden into a protective seed coat. Within this ever hardening case the infant plant lies entombed, slows to imperceptibility as the stored oxygen diminishes and the carbon dioxide builds. Finally, the tiny life lies suspended in anesthetized sleep.

*Article provided by Anita Alexander. Taken from the book Jackie Giles of England in her writing about Barnhaven.*

## Specialty Polyanthus

### REVERIE

Clouds of soft blue blossoms in shades of hyacinth, sea lavender and wisteria, often stamped with a tiny gold star.

### FLAMINGO

Vivid pinks, each lovely blossom centered by a small gold star.

### MARINE BLUES

The shimmering, scented blues of the summer seas and skies. Soft delft and Prussian blues, deep brilliant cobalt, light sky shades and ultra-marine.

### NEW PINKS

Meltingly lovely true pinks. Gay, bright raspberry, Empire Rose and maraschino shades. Exquisite and delicate tints of wild rose, sweet pea, peach and apple blossom.

### LITTLE EGYPT

Stunning pink-brick and Egyptian reds with little or no eye. Blooms in great profusion on tall, dark stalks.

### COWICHAN

Garnet, ruby, amethyst, sapphire, brilliant pink, dawn pink. Blooms are sold pools of color, smoldering with a sheen of hot coals. Foliage is small, neat and often red-bronze. The famous eyeless strain.

## Victorian Polyanthus

### CARNATION VICTORIANS

Luscious American Beauty, cerise carmine, fuchsia, and carnation shades. Often heavily silver-edged.

### VIOLET VICTORIANS

Velvet opulence in wood violet, parma violet, red violet, plum, red plum, royal purple.

### MAUVE VICTORIANS

Orchid, pink orchid, lilac, mauve, French lilac, pansy lavender. Blooms often heavily ruffled.

### FUCHSIA VICTORIANS

Striking fuchsia pinks, reds and mauves, sometimes heavily edged with silver.

### OLD ROSE VICTORIANS

Beautiful mallow-pink and Victorian rose shades.

### STRIPED VICTORIANS

Grey, blue, violet, and smoky peony shades, veined like Japanese iris.

### VALENTINE VICTORIANS

Delicate columbine pinks, maiden's blush, rich crimson-pinks, often with a startling white center.

# Alpine Garden Club of British Columbia

Spring Show,  
Held at the Van Dusen Gardens  
April 15-17, 2000  
Vancouver, B.C.

The Alpine Garden show this year included some wonderful species *Primula* along with the colorful and handsome garden hybrids. Coming first to mind was a six-inch pot of *P. clarkei*, a small treasure from Kashmir. The leaves are small and round, almost heart-shaped. Richards in his book *Primula*, describes them as violet-like. He notes that the plant is difficult in cultivation. Only by constant propagation can one keep it going. It likes gritty, well drained but humus-rich soil, a humid atmosphere, and summer cool. Seems to do well in Scotland.

A large pot of *P. rosea* positively glowed. This primrose is in the same section as *P. clarkei*, Section Oreophlomis. All require special cultural attention to survive. *Primula rosea* is one of the most robust of this group, with a distinctive habit where "the flowers open as soon as the stem bursts through the ground, the stems

set amongst the reddish bud scales before the leaves expand." (Richards, *Primula*.) The effect is spectacular, as the plant appears to be all flowers, which at this point, it is. This plant will tolerate almost bog conditions, and anyone who has a pond might consider it for an edging plant. Just remember to divide it, particularly as it comes into growth, to keep it going.

The third interesting species was not as easy to identify. It is a small, elegant plant, with flowers of a particularly luminous red-violet with a yellow eye on six-inch stalks. It was shown by Vera Peck of Vancouver. The primula judge, Cy Happy, thought it was a variety of *P. amoena* from the Caucasus, the area where so many interesting plants have been found. Another treasure from that area is *P. juliae*, the parent of so many of the *P. Juliana* hybrids grown today. A good sized pot of this tiny wild primrose was also seen on the bench this year, staged by APS member Ruby Chong. It is splendid to see so many of the wild natives, which have a charm of their own.

The prizewinner in the *Farinose* class was a very nice plant of *P. frondosa*, deeper in color than some forms. There was also a large pot of *P. darialica* shown by Phyllis Plendelieth, APS member. This is another primrose of use to those of you who want to plant troughs.

In the *Vernales* classes, there was an outstanding display of Cowichan polyanthus. The color range, from deep red, through midnight blue to amethyst, was jewel-like. All were large healthy plants. One deep-toned plant had a wire-edge, a fine line of silver around each petal. The effect against the dark color is striking.

Also, in the *Vernales* section was an entry of the old green primrose, from

England. Called *P. viridiflora*, the flower petal tissue is green, very like the leaf tissue. It is sterile, so won't set seed, but can be divided. It is a primrose type, with each flower on a short stem, different from the plant sold locally, called 'Francesca', which is a polyanthus. 'Francesca' was found by Francesca Dart on a garden trip to Oregon, in a park employee's garden. He had rescued this odd primrose from the compost pile, discarded by city employees when planting out a large bed of primroses. John Kerridge was instrumental in getting it named and micro-propagated, and it is now available locally.

The gold-laced polyanthus ranged through the classic dark-ground, gold-lacing, through red-ground, gold-lacing to silver-laced plants. As well, there were some anomalous gold-laced polyanthus entries: a Jack-in-the-green gold-laced with a pale rose ground color. Other red-ground plants with yellow edges, large vigorous garden plants obviously had gold-laced blood in their heritage, somewhere. Many of these plants are grown from seed originating with the late Dr. John Kerridge who was such a keen hybridizer.

Garden auriculas of all shades abounded. A large yellow seedling was in good form, with a strong flower stem and a nice frilly flower with a white eye. A large pot of blue-violet color had reverse shading, the darker color around the eye, and the paler violet at the edge of the petals. The frilly chartreuse colored auricula raised by the late Thea Foster and named 'Marguerite', like the drink, was back. It is a pleasure to see plants raised by local auricula hybridizers still grown and shown.

The classes for the *Corusoides* section is often empty but this year there was a white *P. kisoana* entered. These plants have fuzzy leaves, often shaped like a maple leaf, and come from Japan. It is a true woodlander, liking open shady, damp soil.

The trophies for best plant in show, and for best primula, were won by Amanda Offers for a magnificent plant of 'Mist', an older variety of white-edged show auricula. This plant had five flower stems, most with five or more flowers open. It is a great feat to grow these white-edged plants to such a size, as they are very prone to rotting off at the crown.

A clear yellow species auricula, one of the late Herb Dickson's stock, now sold by April Boettger at A Plethora of Primula nursery, won the trophy for best alpine plant in the show. It makes a nice clump, and, according to April, it was collected in Austria some years ago. The plant was staged by Maedythe Martin. The trophy for best gold-laced polyanthus was won by Ruby Chong for a plant with good lacing and red ground.

The B.C. Primrose Group once again had a great display of almost every type of primrose imaginable, species and hybrids. This makes one realize just how many forms of primrose there are. Roxanne Muth does a super job on the display, as well. The group meets every other month through the winter.

There were many treats upon which to feast the primrose-lover's eye at the show. A visit to the show is a great way to start the gardening season.

# Show Pictures


## Alpine Garden Club of British Columbia



*Francesca*



*P. rosea*



*Gold laced poly*



*Ruby Chong's award winning juliae*



*Smallest plant to far left is Vera Peck's species award winner at Alpine Garden Show*

## Alpine Garden Club of British Columbia



*Silver laced poly*



*The Auricula table*



## Plant Societies

### National Auricula and Primula Society

Invites all auricula and primula lovers to join in this old society. Membership includes yearbook.

#### Northern Section

D.G. Hadfield  
146 Queens Road, Cheadle Hulme, Cheadle, Cheshire, England

#### Midland and West Section

Peter Ward  
6 Lawson Close, Saltford, Bristol, England BS31 1BG

#### Southern Section

Lawrence E. Wigley  
67 Warnham Court Road, Carshalton Beeches, Surrey, England SM5 3ND

### The New Zealand Alpine Garden Society



invites you to join other overseas members enjoying the benefits of our Society. Two informative Bulletins each year and an extensive NZ native section in our seed list enhance the contact with New Zealand alpine plant lovers. Enquiries to the Membership Secretary or join by sending the equivalent of NZ\$25 payable to NZAGS (Inc.). Visa/Mastercard facilities available.

**New Zealand Alpine Garden Society,  
PO Box 2984, Christchurch, New Zealand.**



### NORTH AMERICAN ROCK GARDEN SOCIETY

Join Today!

*Benefits of Membership Include:* Beautiful, Colorful Quarterly Bulletin; Seed Exchange offering Thousands of Plant Species (including many primulas) at Low Prices; Spectacular National Meetings; Opportunity to Meet Gardeners

Send \$25 (on North American Continent, \$30 overseas) to:  
Executive Secretary, PO Box 67, Millwood, NY 10546

### Want More Primroses?

Back issues of the A.P.S. quarterly, Primroses, are available from the A.P.S. Quarterly Librarian.

Prices depend on the issue date:  
1996-1998 \$3/copy  
1991-1995 \$1/copy  
1990 & before \$0.25/copy

A set of quarterlies running from the 1940's through 1990 (a few issues are not available) is priced at \$40. VISA accepted.

**For availability or for ordering copies please contact:**

Cheri Fluck  
17275 Point Lena Loop Rd.  
Juneau, AK 99801-8310  
USA  
Tel: (907) 789-0595  
FAX: (907) 789-2593  
cheri1@gci.net

## Twins

Would you like to join an overseas primula group, but you're confused about international currency exchange rates? Becoming a "TWIN" will make it easy for you. A.P.S. members in Canada and the U.S. can pair up with members of the National Auricula and Primula Society (NAPS), Northern Section, where A.P.S. members pay the annual A.P.S. membership for their English twins in return for membership in NAPS, Northern Section. For details, please contact:

Dennis Oakley  
10060 Dennis Place  
Richmond, BC V7A 3G8  
Canada

## American Primrose Society Bookstore

Society Guides from the National Auricula and Primula Society.  
Midland and West Section (Great Britain)

#### Auriculas

by Brenda Hyatt - \$19.95

Hard Cover: one of the best on Auriculas - Lots of color

#### Primroses and Polyanthus, Guide to Species and Hybrids,

by Peter Ward - \$35.00 US

Address your orders and inquiries to:

Thea Oakley, American Primrose Society Librarian  
Redmond, WA 98053 USA  
othea@halcyon.com


Orders must be prepaid in US dollars by check on a US bank or by international money order, made out to **Thea Oakley, A.P.S. Librarian**. Postage and handling (unless otherwise noted): in the US add \$4 for the first book and \$1.50 for each additional book, or outside the US add \$6 for the first book and \$2.50 for each additional book.

# Show Pictures


## Vancouver Island Rock and Alpine Garden Society



*P. specuicola*



Gold-laced polyanthus grown by Tony James




Show bench of *Primula marginata*


## Vancouver Island Rock and Alpine Garden Society



*Pubercens hybrid*



Large pot of *P. marginata*



Jay Jay

# Vancouver Island Rock and Alpine Garden Society

Spring Show,  
April 7-8, 2000  
Victoria, B.C.

It was the year for *Primula marginata*. The old standbys, such as 'Linda Pope' and 'Lou Roberts' were there, along with some of the more recent introductions such as 'Herb Dickson' and 'Allen Jones'.

A huge pot of *Primula marginata* dominated one of the tables. The large green square ceramic planter, about 18 inches high, set off the plant in all its floriferous glory. It was marked 'Marven?' with a question mark, but no matter what its name, it was spectacular. The season was just right for these lovely primroses.

*Primula marginata* is one of the first *Primula* to bloom. The color range of flowers is violet blue through to a good blue, with soft lavender, lavender-pink and soft pink in between. Not only are the flowers attractive, but the leaves are outstanding. For the most part, they are toothed, the more distinctive plants having very serrated leaves with meal or "farina" dusted over the surface and concentrated on the very edge of the leaves. One plant of 'Drake's Form', not in flower and

entered in the silver foliage class, evoked a comment "perfect" from the judge. In fact the leaves are so delicately outlined they almost don't look real. 'Linda Pope' has perhaps the best flower of the lot. It is held on a sturdy upright stem, and is the shape and almost the size of an exhibition flower, such as a show self auricula. Its color is a silvery blue with a white eye. Mary Robinson, in her book, *Primulas, the Complete Guide*, says "it was first mentioned in 1911 and was raised by Birmingham nurseryman Mr. Pope, who named it after his daughter." It is still a show winner.

'Lou Roberts' is a Pacific Northwest plant named for a Portland grower with large blue flowers, but not quite as striking as 'Linda Pope.' It was on the bench, along with a large pot of a dark violet form, unnamed, but very attractive. Another Pacific Northwest introduction, 'Agee' named for Mrs. Agee of Oregon was in good form, with lots of the characteristic meal, almost yellow in color. A pink-flowered form, not often seen, was included in one of the commercial displays.

Two recent introductions by April Boettger from Herb Dickson's stock, are 'Herb Dickson', one of the most intense blues yet to be seen. The partner plant, 'Allen Jones' is just as deep a blue, but is pin-eyed, rather than thrum. Each plant was named after a long time member of the American Primrose Society.

This year there were very few *Primula allionii* plants or hybrids to be seen in the European primrose class, but many *P. x pubescens* entries. One large plant staged was 'Lea Gardens', white with a flush of pink at the edge of every flower. An older plant not often seen now was *P. pubescens* 'Stuart Boothman', deep pink with a white eye. The Wharfedale hybrids,

originating with Alfred Stubbs of Grassington, England, and always of outstanding form, were represented by 'Wharfedale Village', a lovely soft yellow. Another *P. x pubescens* of great merit, very floriferous and an attractive color is 'Pat Barwick'. Mary Robinson is quite eloquent about it, "A very attractive hybrid bred by Mr. Ron Cole of Scunthorpe, who named it after his wife's maiden name. The flat flowers are very pale cream, with a touch of salmon pink, and are carried in good heads over tiny rosettes of toothed leaves."

Hans Roemer entered the Victoria of 'Appleblossom', white with the palest flush of pink. This year a number of blossoms showed the plant's hidden tendency to produce double flowers, indicated by the extra petals in the center of many of the flowers. In this three-pan entry also was 'Beatrice Wooster', introduced in 1947, clear pink with a white eye. The books tell me it was produced as a cross with 'Linda Pope'. The third pot was a *P. x pubescens* cross from 'Appleblossom', which bears little resemblance to its parent, but is a throw-back to the *p. x pubescens* inheritance with flowers of a deep rosy mauve, the buds even a darker color.

The *Farinose* section includes the tiny bird's-eye primroses and are all very dainty. The prize-winner was *P. farinosa xanthophylla* entered by Virginia McPhee, a four-inch treasure with a white flower. Another less-commonly seen *Farinose* primula staged at the show was *P. specuicola*. The plant has long narrow leaves, green on the upper surface and covered with a white meal on the underside. The flowers are a dark violet with a white eye and a yellow tube clearly seen in the center. The plant comes from Southeastern Utah and northern

Arizona in limestone grottos, according to John Richards, in his book, *Primula*. It is not often seen, short-lived in cultivation, and does not like overhead watering. An achievement, to grow such a charming primrose.

The plant of *P. farinosa* was a large, well-grown plant - all of two inches across! These little plants are very useful in troughs. As well as *P. farinosa* there was a plant of *P. frondosa*, grown from seed from the Balkans. This had larger, darker flower, a deeper pink than the type. Another plant, *P. modesta*, has a rounder head of flowers but was equally appealing.

There were a good number of Juliana primroses on display. A large pot of 'Dorothy', creamy-yellow, was a first prize winner, and it was interesting to have it next to a pot of 'McWatt's Cream' in order to compare them. 'McWatt's Cream' appears to be of smaller habit and looks more delicate next to 'Dorothy'. We have a very strong-growing clone of 'Dorothy' here in the Pacific Northwest, thanks to our fellow primrose growers in Alaska, who kindly passed it along. 'McWatt's Cream', on the other hand, comes from England.

The prizewinner in the Juliana class was 'Jay-Jay', that intense magenta-red jack-in-the-green primula introduced from seed hybridized by Peter Klein. This plant was entered by Tony James. Another little white Juliana, 'Little Stray', shown by Atholl Sutherland-Brown, is a stalked Juliana distributed by April Boettger of A Plethora of Primula nursery, and not in great supply. This plant has developed into a nice clump in only one year.

The range of wild primroses, the *Vernales*, includes the small acaulis, *P. vulgaris*, a clear yellow, with slightly fuzzy leaves, as well as *P. veris*, the

Continued on page 24

### Vancouver Island Rock and Alpine Garden Society



*Primula farinosa xanthophylla*



*Primula forrestii*



*Pubescens Stuart Boothman*

### Vancouver Island Rock and Alpine Garden Society



*Above: P. forrestii shown by Reba Wingert.*



*Center: McWatt's Cream Juliana*

*Below: Veris Cowslip*



cowslip. This year an entry by Tony James included three color forms of the cowslip – the natural wild yellow, a darker shade of yellow and a deeper orange. There are always some surprises here, due to hybridizing, and this year it was a polyanthus, a first-prize winner, having a round yellow flower with a starry eye.

The trophy for the best polyanthus was won by Tony James for a good gold-laced polyanthus. He had grown the plant from seed from the American Primula Society seed exchange. The lacing was clear and distinct around each petal and down the center.

The trophy for best primula in show was given to *P. forrestii* shown by Reba Wingert. The plant comes from Northwest Yunnan, growing in crevices of limestone rock. Richards reports, "The general effect of the plant is of a robust, woody, golden, spectacular cowslip." It was first introduced in 1906 by Forrest, hence the name. The sweetly scented flowers are golden with an orange eye. The problem for us is that the plants dislike winter wet, being suited to long periods of drought in the Chinese autumn and winter. So they must be grown under cover of some sort, even though they are fully frost hardy. The ground under Reba's 2nd story deck is a perfect location.

The Auricula class was full of a lovely range of garden auriculas: a large purple, many exotically scented yellows, a good deep blue grown by Tony James from seed, and an old Victoria variety, not seen for some time. 'Drake's Bronze No. 8' must have originated at the famous Scottish nursery but was sold for years by Ed Lahbrunner, famous alpine nurseryman in Victoria. The plant hadn't been seen for twenty years, but was back on

the show table this year. It is a good garden auricula with a rather frilly flower, rusty-brown with a white eye. There were some similar rusty-brown auriculas in the commercial display by Colin Dexter.

All in all, there were 87 pots included in the primula classes in the VIRAGS show this year, well worth a trip to see what's being grown in the world of primroses in Victoria.



## MT. TAHOMA NURSERY

WE OFFER A LARGE  
SELECTION OF NAMED  
CULTIVARS OF *PRIMULA*  
*AURICULA*, *P. ALLIONII*, &  
*P. ALLIONII* HYBRIDS AS WELL  
AS MANY SPECIES PRIMULAS,  
JULIANA HYBRIDS, &  
MUCH MORE!

RICK LUPP (253) 847-9827  
MAIL ORDER IN U.S.A. ONLY  
OPEN FOR VISITORS BY APPOINTMENT ONLY

Send \$1.00 for Plant List  
28111 - 112th Avenue E.  
Graham, Washington 98338

# Speciation

By Dr. Roger Eichman

A species is a group of organisms that share a common genetic pool. The exclusion of another organism to the genetic pool can be physical distance, flower morphology (form), chemical, flowering time, or even difference of pollinating vector (carrier). In reality, incomplete exclusion occurs, thus an ongoing dispute of species lines occurs as the splitters and lumpers readjust them.

John Richards, author of "Primula" and dear to my heart, seems to be a lumpster. Thus, he lumps the purple beesiana with the golden bulleyana. Josef Halda, author of "The Genus Primula in Cultivation and the Wild," lumps beesiana with burmanica. That said, the rest of this article will delight the splitters.

In their native habitats, where plant genetic pools are separated, and given time, they will drift apart until they won't be able to cross with each other. This is called genetic drift or speciation. The reverse occurs when diverging plants, of different areas, are collected and crossed with each other in one's garden. The increasing genetic pool of hybridization then forms a myriad of new plant types. Hybridization, alone, does not form a new species. Genetic accidents are rare but are more likely to occur with the exotic hybrids, thus new species arise in nature slowly but constantly at varying rates.

Such an accident once occurred in the prolifera section (22 chromosomes) such that japonica (44 chromosomes) evolved. Now *if* japonica could be crossed with its ancestors, a plant of 33 chromosomes would occur.

An odd count of chromosomes may make a nice plant but, alas, it will be sterile as a mule. More recently, *P. verticillata* x *floribunda* - *kewensis* (sterile) + genetic accident - *kewensis* (virile).

Once the hand of man enters the field, the rate of speciation can be greatly accelerated and even induced. The use of colchicine (a gout medicine extracted from the fall crocus) can induce the doubling of chromosome counts in seedlings. Kelsey Creek Lab has done with orchids for years. Unfortunately, when they tried it with primroses, they had a 100 percent kill rate of the seedlings! This would be overcome by lowering the exposure time and solution concentration. A 94-98 percent kill rate is to be expected, so large numbers of seed are needed to produce a few mature plants. The seed exchange is of little help here as 500-1,000 seed is a minimum. The seed also must be sterilized and germinated in soilless conditions, then treated with colchicine to stop cell growth in mid division for a short time but not severely enough to kill the seedlings.

Last year, I heard of an orchard near Portland that was soaking tips of trees in colchicine and acetone to accomplish the same effect as with seedlings. If anyone has more information on this, I would like to hear from them. I want to try this technique on primroses this year. It bypasses seedling growing, sterile soilless culture and, most importantly, can be used on a single sterile hybrid plant without killing the whole plant. If successful, a new plant should grow on the parent plant with double the chromosome count. This new plant should be larger, more viable, hardy and sexually virile, even if its parent plant is sterile. I would also no longer cross with its parent species, thus it would be a new

species. I might then be able to cross with other species that its parent species would not cross with. For instance, if *bullesiana* (22) is doubled to 44, would it be able to cross with *japonica* (44)?

Another technique used to force crossings between species or to double chromosome counts is the fusing of cells together. This is usually done by dissolving off the cellulose cell wall of plants, creating a soup of single cells or protoplast. It seems that almost any combination of different cells can be mixed then induced to fuse (somatic hybridization) with an electric current or by adding propylene glycol to the solution. The resulting fused cells are then used in tissue culture to grow new plants (but with great difficulty if at all).

I would like to know why one can't do this, *in situ*, on the mother plant? 1) Inject cellulase into the growing tip of a plant. 2) Induce fusion with an electrical charge or injected polyethylene glycol.

Why can this not be used in the area where one plant is grafted onto another to cause a hybrid? One might even be able to mix protoplasts, fuse them, then inject the results into the growing tip of one of the parent plants. Such techniques bypass sterile seedlings, tissue culture and most lab procedures involving existing techniques, solutions, equipment, etc. *In situ* hybridization thus could open doors to the primrose grower to create hybrids and even new species in one's garden – all without high tech laboratory equipment or skills. This would once again place the emphasis on individual growing skills over sterile, expensive, high-tech laboratory skills, i.e., art over science with an emphasis on knowledge.

The new plants thereby created are usually called tetraploids but truly are **new species**. Many primroses such as *japonica* have 44 chromosomes with a base count of 11, thus it is already a tetraploid and auriculas are polyploids or more than four times the base count. A normal plant is haploid, whereas a few apples with sterile pollen are traploid.

What happens if a highly inbred (homozygous) recessive plant such as gold lace is chromosomely doubled? I have not found an answer so if you don't help me out, I will be plagued by the questions until I succumb to chemically nuking another plant.



*Candelebra*

## Prim and Proper Pronunciation

by Lew R. Micklesen - Seattle, WA

Here is just another short visitation with the names of our favorite plants. We begin with a very well-known primrose that hardly needs discussion here because everyone knows it and assuredly pronounces its specific epithet correctly. It does, however, exhibit some general rules of pronunciation that are worth attention.

*P. allionii* This plant was named in honor of Carlo Allioni (1705-1804), an Italian botanist, who was a professor at the university in Turin. His name is Latinized in the genitive or possessive case. Since his name ends in a vowel, just one long -i- is needed to produce this form. Compare *dauidii*, a name ending in a consonant and requiring two final vowels -ii, one short and one long. In *allionii* the penultimate -i- is also short; therefore the accent is on the antepenultimate syllable. The vowel in the interpenultimate syllable is long because of the rule that two final adjacent vowels make the vowels a, e, o, and u in the antepenult long. Accordingly, the grave accent is placed over the -ò-. The subgenus here is *Auriculástrum*, a name we have already encountered. Remember that it means "wild plants with leaves like small ears". The section is *aurícula* "small ears" referring, of course, to the shape of the leaves. Everyone knows the proper accent of this word. We may only add that the "u" of the diminutive ending is short and is therefore never accented, and the word accent falls on the antepenultimate syllable.

*P. alpícola* This specific epithet is a compound feminine adjective consisting of two elements: *Alpés* "the Alps" and a verb *coló, colere* "to dwell". The combination means "dwelling in the high mountains". The combining form *alpi-* ends in an -i- because there is a rare singular form *Alpis*. The first syllable of *coló* is short; therefore the accent is on the antepenultimate syllable. The subgenus is *Aleuritia*, and we expect to find *farina* on the plant. The section is *Sikkimensis*, a place-name adjective in -ensis formed from the noun *Sikkim*.

*P. apóclita* Here is another feminine adjective that actually appears in Greek dictionaries. It is composed of two parts: a prefix *apo-* "away from" and a noun *klítýs* "slope, incline". Even though the -i- in the noun *klítýs* is long, the adjective is *apoklitos* "including downward" with a short -i-. This term must refer to the deflexed flowers that bend sharply downward in the plant. The subgenus is again *Aleuritia*, and the section is *Muscarioides*. The latter we have already met. Bear in mind that it means "like the Genus *Muscari*" with a musk-like odor of the flowers.

*P. aurantiaca* This feminine adjective means "reddish-orange-colored". It has a fairly complex origin. It proceeds from the present active participle of the Latin verb *aurò, auràre* "to gild". The nominative case form of the participle is *aurans*, but the stem of the participle is *auranti-*. To this stem is added the adjectival ending -icus/-acus. The usual ending is -icus, as in *aromática*, but after the final -i of *auranti-* the alternate form -acus is used: *aurantiaca*. The accent of this word illustrates a general principle we have discussed before in connection

with *P. lutèola*. If two adjacent vowels appear in the antepenultimate and penultimate positions, and if the second vowel, (the penultimate) was originally short, the first vowel (the antepenultimate) automatically becomes long, and receives the accent. The subgenus is our familiar *Aleurítia*, but the section is *Prolíferae*. *Prolíferae* is a nominative plural form of the Latin adjective *prolífer* (masculine), *prolífera* (feminine), *prolíferum* (neuter) "free flowering or producing side shoots or bulbs". Both the penultimate syllable and the antepenultimate syllables are short, and the accent falls naturally on the antepenult. I presume that this name was applied to the section because the plants here are robust, easy to grow and hardy.

*P. barbátula* This specific epithet is another feminine adjective meaning "somewhat bearded". It comes directly from the Latin world *barbátulus* "with a slight beard". This in turn comes from *barbátus* "bearded" by way of the diminutive suffix *-ulus*. *Barbátus* itself is derived from *barba* "beard". The penultimate vowel in *-ulus* is short, and the accent appears by rule on the antepenultimate syllable. Note that even though the antepenultimate vowel *-a-* was long in the Latin word, it becomes short in our botanical pronunciation, that is, like the *-a-* in *cat*. Once again the subgenus is *Aleurítia*, but the section *Minutíssimae* is new to us. From the ending *-ae* you can see that this word is a nominative plural adjective like *Prolíferae* above. It is basically a past passive participle formed from the Latin verb *minuò*, *minuere* "to make smaller". The participial form is *minutus*, and to this has been added the superlative suffix *-issimus*.

*Minutíssimae*, therefore, means "having been made very much smaller". Both the penult and the antepenult are short, and the latter receives the stress. The section is thus named because the plants here are dwarf, mat- or cushion-forming plants.

*P. boveàna* This species name is an adjective formed from a family name, *Bové*. It refers to *Nicolas Bové* (1812-1841), who discovered the plant in 1835. His last name has been converted into an adjective by the ending *-ànus*, *-àna*, *-ànum*. This type of derivation from a proper name may be used if the person being commemorated was not the person who described the species. In the latter case the genitive case form of the name may be used as in *aliònnii* above. The *-a-* of the ending *-àna* is long, and the stress is therefore *boveàna*. The subgenus and the section are both termed *Sphóndýlia*. This word is formed from the Greek word *sphóndylos*, a disc or whorl attached to a spindle, to which has been added the ending *-ia* referring to a quality. All plants here are characterized by stems with superimposed whorls of yellow flowers and whorls of leafy bracts. Remember that an *-i-* or *-y-* in the antepenultimate syllable before a short vowel in the penultimate syllable adjacent to a final vowel always receives the accent and is pronounced short.

Just let me remind you that a grave accent "˘" signifies a long vowel as in *cáke*, *evíl*, *kíte*, *vóte*, and *rúle* and an acute accent "´" denotes a short vowel as in *cat*, *egg*, *kít*, *pot*, and *sum*, and we can proceed directly to this quarter's specific epithets.

*P. bomiésis* The *-énsis* suffix forms adjectives referring to places, and the

two consonants *-ns-* create a preceding short vowel on the long penultimate syllable that receives the accent. In this case the place name is *Bomi* in *Tibet*. As we know, the subgenus *Aleurí* refers to the *farina* on many of these plants. The section name is *Petiolàres*, the plural form of the Latin adjective *petiolàris* meaning "furnished with a rather long leaf-stalk". The *"a"* in *-àres* is long, but because of the following *-r-* it sounds like a long form of the *-e-* in *egg*.

*P. boreàlis* This specific epithet is familiar to us all because of the term *aurora borealis*. It means "northern" and was applied here because of the plant's distribution in the north of *Alaska* and *Canada*. The term goes back to the Greek *Boréas*, "god of the north wind" and was made into a Latin adjective through the ending *-àlis*. The long *-à-* attracted the accent to the penultimate syllable. Both the subgenus and the section are *Aleurítia* and offer no problem.

*P. bracteòsa* This specific name is an adjective formed from the Latin *bractea* "a thin plate of metal" and means "having conspicuous bracts". The adjectival ending is *-òsa*. The *-ò-* is always long in such adjectives and attracts the accent. The flowers in this species have leaf-like bracts formed from an apical scrape-bud when fruiting. We know all about the subgenus *Aleurítia*, and the section *Petiolàres* has been discussed above.

*P. breviscàpa* This adjective means "with a short scape" and is formed from two elements, the Latin adjective *brevis* "short" and the Latin noun *scàpus* "the stalk of a plant". As you can readily see, the *-à-* in *scàpus* is long and attracts the accent in the compound adjective. The subgenus is

*Carolinélla* and has been met before in our discussions. Recall that it is the diminutive form of *Carolina* and underscores the fact that this plant is found in the hot, moist valleys of *Yunnan*. The section name is *Davídi* "of David" and commemorates the French missionary in *China*, *Abbé Armand David*.

*P. bryóphila* This is another compound adjective consisting of two elements. The first, *bryo-*, is a combining form from Greek *brýon* "moss". The second is an adjective from Greek *philos* "loving". The combination means "moss-loving". The plant has received this name because it grows in deep mossy banks at 4,000 meters in the frontier regions of *Burma*, *Tibet*, and *Yunnan*.

The subgenus is our very familiar *Aleurítia*, and the section *Crystallóphlomis* has also been met before. The latter means "like some crystalline plant" and seems to refer to the resting buds of the overwintering phase of these plants.

*P. cachemeriàna* The adjectival specific epithet here features another spelling of the name *Kashmir* plus the adjectival ending *-àna*. The latter has a long *-à-* in the penultimate syllable and naturally attracts the accent. Again the subgenus is the very familiar *Aleurítia*. The section is *Denticulàta* "with very small teeth" and refers to the small-toothed or denticulate edges of the leaves of most species here. This word is formed by means of the ending *-àta* with a long penultimate syllable that, as usual, attracts the accent.

*P. calthifolia* Here is another feminine adjective to agree with the noun *Primula*. It consists of two elements: a

combining form calthi- from the genus *Cáltha* "marsh marigold" and an adjectival ending -fòlia "leaved". This species has short, rounded leaf-blades like those of the marsh marigold. Note that the antepenultimate syllable in -fòlia has a long vowel. Remember that all antepenultimate vowels except -i- and -y- in position before two following adjacent short vowels, and in -o- plus -li-a in this case, are pronounced long take the accent. The subgenus *Aleurítia* and the section *Crystallóphlomis* are the same as those discussed under *P. bryóphila*.

*P. cándicans* This species name is a present active participle from the Latin verb *candió*, *candicáre* "to appear white". The adjectival present active participle means, therefore, "appearing white". The -i- in the penultimate syllable is short, a fact that automatically draws the accent to the antepenultimate syllable. The subgenus is once again *Aleurítia*. The meaning of the section *Minutíssimae* has already been explained. Recall that its translation is "having been made very much smaller" and refers to the small mat- or cushion-forming plants in this section.

## Questions & Answers

What medium is best for sowing seeds?

When hybridizing how do you determine what colors to use to come up with a desired color result?

When is best time to sow the seeds? Is there any really wrong time?

For the winter issue I am striving to follow the Boards suggestion to honor some of members who have helped to build and further the American Primrose Society as well as growing the plants.

In order to do this I need your help. I would like you to submit an article or story about some one you think has done much toward helping either in growing or promoting.

Send your entry to me at 6911 - 104th Street East, Puyallup, WA 98373.

Enclose a picture if you have one. The deadline for the winter issue is November 15th. So I'd like these early in November.

Thank you all!

# A.P.S Board Meeting Minutes

By Pat Wilson, Recording Secretary

The meeting was called to order by President, Ed Buyarski, on May 6, 2000 at Chapel by the Lake in Juneau, AK. Also present were: Duane Buell, Roger Eichman, Cheri Fluck, Julia Haldorson, Mary Irwin, Rosetta Jones, Elaine Malloy, Thea Oakley, Judy Sellers, Marie Skonberg, and Pat Wilson. This was a fact-to-face, picnic table meeting following the Alaska Master Gardeners' 2000 Conference and National Primrose Show.

## Minutes of the Last Meeting

Ed indicated there had been considerable comment on the China Expedition vote recorded in the minutes and said the issue would be addressed again during this meeting. Cheri pointed out a correction to her *Quarterly* Library Report. She sold 2 sets of *Quarterlies* rather than 2 *Quarterlies*. The minutes were approved as corrected.

## Treasurer's Report

Julia gave a Treasurer's Report even though her election became final at the end of the Board Meeting. Fred's report wasn't available because of printer problems, but is attached. Fred sent Julia \$9,000 dollars from the A.P.S. checking account, and she

opened a money market account with a small interest rate and limited check cashing at Alaska Pacific Bank, Juneau. Julia will be checking on what securities we have in the Smith Barney account. Julia requested something from the Board indicating she is the Treasurer as well as a copy of our Bylaws for the bank. A decision needs to be made as to who should be able to sign. Julia is working on getting a VISA/MasterCard arrangement set up. There are some outstanding bills to pay - about \$900 needs to go to Ruby for the Seed Exchange. Julia's membership figures are down a little bit from Fred's possibly because his figures included some expired memberships. Her figures are: 330 U.S., 39 Canada, and 80 Foreign. She will be looking at the membership lists in more detail.

## Committee Reports:

### Book Library

Thea reported she bought new books totaling \$276.30 as of May 1. Altogether, she has \$847.30 in new books and \$108.00 in Society Guides. Her sales totaled \$54.95. She bought 5 copies of Richards for \$40, sold them, and didn't include them in the accounting.

### Quarterly Library

The full sets will be going to local members as soon as they are assembled. Cheri also set out 25-30 individual issues. She also gave some issues to Mary to help promote the New England Chapter, and some issues were sold at the Garden Conference. Thea requested 1999 issues for the set she is maintaining for the Book Library.



## Slide Library

Mary had 3 requests for slide programs. The current charge for shipping is \$10 with the requesting group paying return postage. Mary ran into a problem with a postage cost of \$16 for a program she shipped to Canada in a carousel. The next time she sent the slides in a box without a carousel. There was discussion about different carousel sizes, some people not having carousels, asking requesters if they want the slides in a carousel or in a box, marking the slides with a line to know they're up, etc. to making handling easier. There was discussion of the importance of duplicating slides for back up. Cheri moved that \$200 be given to the slide librarian to open an account for postage, duplication, and other expenses. Passed unanimously.

## Seed Exchange

Ed received a detailed report from Ruby. Fred sent checks to the Seed Exchange totaling \$2,700 US, one for \$1,200 and one for \$1,500. There is a question about the \$1,200 and \$1,500 checks when in previous years only \$1,200 had been provided for initial expenses. Ruby deposited receipts from seed sales of \$3,632 CAN and her expenses were \$4,800. The balance in her account is \$4,200 which works out to \$2,800 US. Julia also has about \$919 to send to her. This year's Seed Exchange will have made about \$1,000. Ruby reported there were no negative comments about the \$2.00 postage fee. Even with the increase over \$300 was spent on postage. \$1,600 in seed was purchased from Barnhaven, File House, and Alpine. Ruby indicated we need to get information soliciting seed donors into the next Quarterly. Ruby did a great job

with the Seed Exchange. A tremendous thank you from the Board to Ruby and her helpers.

## Web Site Manager

Duane reported 1464 page hits on the web site from Sept. 19, 1999 - Mar. 22, 2000. Page hits have come from users in the U.S., Canada, Japan, Germany, France, Sweden, Spain, Denmark, Poland, Netherlands, U.S. government, U.S. military, Belgium, Estonia, and Nepal. There are hits from other locations as well, but since they are .com addresses it's not possible to determine the location. The pages in order of number of accesses are: home, links, photos, A.P.S. Officers and Chapters, info for auriculas, Seed Exchange, library, membership application and then accesses decrease substantially for the other pages. There was an average of 45 page views per day; the most active time is 10-11 pm; the most active day is Friday.

Duane also reported on the primrose eGroup which has been very successful. There are 76 members from most of the above countries as well as Australia. 905 messages have been sent through the server since Sept. 4, 1999. There are 80 photos in the photo file. Two chats occur each week: Thursday evening is primarily U.S. and Canadian participants, usually 8-10 people; Sunday evening chat has world-wide participation with 12 to 15 people. Thea indicated there are still problems with people getting on the chat. Duane said most of the problems are with people not knowing how to use their browsers. He suggested that people contact and hound the eGroup support staff for answers. The discussion group is not limited to A.P.S. membership but has developed new

members and some new 'twin' relationships. Mary said she has one new member for the New England Chapter from the discussion group.

## Round Robin

Candy has a couple of folks who are interested so she is starting the Round Robin again for these people who do not have e-mail! Anyone is welcome to join.

## A.P.S. Quarterly

Costs for the last APS Quarterly were:

Printing	\$3,265	
Editor	1,200	(Jennifer Kurtz)
Airmail Postage	176	(for 78 overseas members)
Bulk Mail	190	(for 364 Canadian and U.S. members)
Total	\$4,831	(for 442 members)

Cost per copy was over \$10.

There were lots of positive comments and compliments regarding the last issue, but Ed felt it was too costly. He felt part of the blame for not getting everything in to Jennifer in a timely manner was his. The cost of last year's December issue was \$3,600, 1/3 less. The cost of printing the brochure for the National Show accounted for a 25% increase in pages, though there was a 33% increase in cost. Thea mentioned that a couple of people told her they felt the local Juneau group should have paid for the insert. Ed mentioned that the Juneau Group annually contributes \$500 toward color printing in the *Quarterly*. Cheri suggested that the Juneau group pay for the insert. There was no Board action since action has to come from the Juneau Group. Ed will come up with a figure which will be brought up to the members for discussion at the next Juneau meeting.

Candy and Cy are working on the *Quarterly* and an issue is going to the Editor now. The next issue is already underway as well. Candy wanted the Board minutes, Ed's letter, etc. as soon as possible. Thea mentioned that Candy would like to use some of the questions from the EGroup and chat for inclusion in the *Quarterly*.

Judy brought up the idea of doing a Millennium Issue, perhaps the last issue of the year. This would be a tribute to the people who worked so hard to get the organization off the ground and a tribute to American breeding, something the rest of the world is talking about. We need to give credit and pat ourselves on the back a little bit. Ed encouraged all the chapters to come up with articles from all possible sources - anyone we know, magazines, local newspapers, etc. Judy asked questions regarding fair use of articles from other publications. She asked about using articles from the Northern Auricula and Primrose Society, and Ed answered we can and have in the past reprinted their articles with permission. We give them similar permission for our articles. She also asked about reprinting articles from past *Quarterlies*. Thea said that whatever is in the *Quarterly* belongs to A.P.S. and can be reused. Suggestions for articles to reprint should go to Candy or Cy. Duane mentioned that in 1991 there was a 50 year issue which featured articles on the older growers. It would be a good source for reprint articles.

Roger suggested that the purpose of the Society be printed in the *Quarterly*. Ed said the bylaws also need to be printed in the *Quarterly*. If we expect members to vote on changes, they ought to know what these documents say. Judy suggested and Roger put forward a motion to

send copies of the existing bylaws with suggested changes to all Board members before our next meeting, discuss proposed changes at the next meeting (either by e-mail, teleconference, or in person), publish the bylaws with suggested changes in the *Quarterly*, and include the bylaw change ballot proposal on the Seed Exchange order form. Passed unanimously.

## Chapter Reports

The Board dispensed with the Chapter Reports because of time.

## Board Members Voting - who can?

Thea clarified this. There is only one vote per person no matter how many positions that individual holds. The following can vote: president/vice president in the case of a tie, secretary, treasurer, editor if an A.P.S. member, and presidents of chapters. Presidents of groups can't vote which means Juneau needs to look at its status. Juneau will have to become a chapter in order for the president to vote on the Board. A motion was made by Roger to accept the New England chapter (37 attendees so far) formally in A.P.S. Passed unanimously.

## Contribution to Alaska Rock Garden Society China Expedition

\$100 has already been contributed for the Seed Exchange and an individual from A.P.S. donated \$200. Thea indicated Eastside will also contribute \$100. Thea had 2 proxy votes, from

Ruby Chong and Candy Strickland. Pat had 1 proxy vote from April Botteger. After discussion, both pro and con on the type of seed we would get, on the amount of contribution, the fact that we might not get any seeds, endangered species, increase in knowledge, conservation, Roger moved that we spend an additional \$600 for the Alaska Rock Garden Society Expedition. More discussion followed. Marie Skonberg spoke about the importance of obtaining the seeds and introducing the seeds for preservation to different locations so they will survive and thrive. Whatever the expedition brings back is from out in the wild and we, as a group, will be able to grow these seeds and get them out to the public cultivation. Thea said that the only thing on the market in recent years from an expedition as *P. Moupenensis*. Why bother with the expedition when there are so few plants that actually result. Roger spoke in favor of keeping and sharing the species seed in pure form. There was considerable discussion back and forth among members. The final vote was Mary-yes, Cheri-yes, Roger-yes, Thea-yes, Pat-yes, April-yes, Ruby-no, Candy-no, June-no. [6 yes, 3 no]

## Show Discussion

A wonderful, fun show. Rosetta Jones was the Head Judge, with Roger Eichman and Marie Skonberg assisting her. There were 174 entries.

## Next Board Meeting

The next Board meeting is tentatively scheduled for the weekend after July 4th.

# Officers of the Chapters



### Alaska Group

Chairperson, John O'Brian, Sr.  
9450 Herbert Place, Juneau, AK 99801  
Tel: (907) 789-7516

### Doretta Klaber Chapter

President, Dot Plyer  
18 Bridle Path, Chadds Ford, PA 19317  
Tel: (610) 459-3969  
plylerd@aol.com  
Co-President, Lucille Koenig  
Box 15, Thornton, PA 19373  
Tel: (610) 459-7422  
theld@aol.com

### Valley Hi Chapter

President, Addaline Robinson  
41809 S.W. Burgarsky Rd.  
Gaston, OR 97119-9047  
Tel: (503) 985-1048

### Tacoma Chapter

Co-President Candy Strickland  
6911 - 104th St. E.  
Puyallup, WA 98373  
Tel: (253) 841-4192  
Co-President Cy Happy III  
11617 Gravelly Lk Dr., Tacoma, WA 98499  
(253) 588-2585

### Seattle Chapter

President, June Skidmore  
6730 W. Mercer Way  
Mercer Island, WA 98040  
Tel: (206) 232-5766  
jskidm4011@aol.com

### Eastside Chapter

President, Thea Oakley  
3304 288th Ave. NE  
Redmond, WA 98053  
Tel: (425) 880-6177  
othea@halcyon.com

### British Columbia Primrose Group

President, Dennis Oakley  
10060 Dennis Place  
Richmond, B.C., V7A 3G8 Canada  
Tel: (604) 274-0551

### New England Chapter

Chairperson, Mary Irwin  
6 Spruce Mountain Terrace  
Danbury, CT 06810  
Tel: (203) 207-4695  
scmgirl77@aol.com  
Co-Chairperson, Elaine Malloy  
P.O. Box 38, South Salem, NY 10590  
elaineprim@aol.com

## APS COMMITTEE CHAIRMEN

### EDITOR/GRAPHIC DESIGN

Cy Happy III  
11617 Gravelly Lake Dr.  
Tacoma, WA 98499  
Candy Strickland  
6911 - 104th St. East  
Puyallup, WA 98373  
**ROUND ROBIN**  
Candy Strickland  
6911 - 104th St. E.  
Puyallup, WA 98373  
Tel: (253) 841-4192

### SEED EXCHANGE

Ruby Chong  
6870 Union St.  
Burnaby, B.C. V5B 1X5  
Canada  
Tel: (604) 298-8384  
rchong@axion.net

### SHOW JUDGES

Rosetta Jones  
E. 170 Dunoon Place  
Shelton, WA 98584  
Tel: (360) 426-7913

### QUARTERLY LIBRARIAN

Cheri Fluck  
17275 Point Lena Loop Rd.  
Juneau, AK 99801  
Tel: (907) 789-0595  
FAX: (907) 789-2593  
cheri1@gci.net

### LIBRARIAN

Thea Oakley  
3304 - 288th Ave. N.E.  
Redmond, WA 98053  
Tel: (425) 880-6177  
othea@halcyon.com

### SLIDE LIBRARIAN

Mary Irwin  
6 Spruce Mountain Terrace  
Danbury, CT 06810  
(203) 207-4695  
scmgirl77@aol.com

### APS HOME PAGE

<http://www.americanprimrosesoc.org>



*Primroses*

QUAKERY