


Quarterly of the American
Primrose
Society

VOLUME XVIII

FALL 1960

Number 4



OFFICERS—AMERICAN PRIMROSE SOCIETY

President—Mrs. John Siepman.....3616 N. E. Bellevue-Redmond Rd., Kirkland, Wn.
 Vice President—Mr. Herbert H. Dickson.....13347 56th Ave. South, Seattle 88, Wn.
 Rec. Sec'y.—Mrs. O. Miller Babbitt.....7200 S. W. Benz Park Drive, Portland 1, Ore.
 Treasurer—Mrs. Orval Agee.....11112 S. E. Wood Avenue, Milwaukie 22, Ore.
 Corresponding Secretary—Mrs. P. B. Charles.....1013 84th N. E., Bellevue, Wn.

REGIONAL VICE-PRESIDENTS

Mr. Herbert H. Dickson—President, Washington State Primrose Society.....Seattle, Wn.
 Mr. Benjamin L. Hoag—Pres., Onondaga Primrose Society, 101 Cedric Ave., Nedrow, N.Y.
 Mr. Wesley Bottoms, Pres., Tacoma Primrose Society.....4815 E. Eye St., Tacoma 4, Wn.
 Mr. Douglas W. Duncan, Pres., Canadian Primula & Alpine Society,
521 East Windsor Rd., North Vancouver, B. C., Canada
 Mrs. Raymond Elmstrom, Pres., Oregon Primrose Society,
8715 S. E. 36th St., Milwaukie 22, Ore.
 Mrs. John Siepman, Pres., East Side Garden Club.....Kirkland, Wn.
 Mrs. Marion Hannah—Pres. Emeritus; Friday Harbor Primrose Club Friday Harbor, Wn.
 Mrs. John Daniels, Pres., Lewis County Primrose Society, 1701 Daniels Rd., Centralia, Wn.
 Mr. Robert Saxe.....166 Eleventh Ave., San Francisco 18, Calif.
 Mr. Robert W. Fleming.....3100 Leighton Ave., Lincoln, Nebr.
 Mr. Chester K. Strong.....526 Grant Ave., Loveland, Colo.
 Mr. Robert Luscher.....Thedford P. O., Ontario, Canada
 Mrs. Richard Wetzel.....1001 Reading Blvd., Wyomissing, Penna.

DIRECTORS

Mr. Douglas W. Duncan.....Vancouver, B. C. Mrs. Mary E. Henricke.....Milwaukie, Ore.
 Mr. Dale Worthington.....Portland, Ore. Mr. Orval Agee.....Milwaukie, Ore.
 Mr. Robert Putnam.....Kirkland, Wn. Mr. Ralph Balcom.....Seattle, Wn.
 Mrs. Robert M. Ford, 2406 Boyer Ave., Seattle Wn., *Editor of Quarterly*

QUARTERLY

FLORENCE BELLIS — *Editor Emeritus*

Editor—MRS. ROBERT M. FORD 2406 Boyer Ave., Seattle 2, Wn.
 Regional Editors—
 Mr. Roland E. Cooper....."Blythwood" 40, Grosvenor Rd., Westcliff, Essex, England
 Mr. Leo Jelitto.....(14a) Stuttgart-N, Hoferstrasse 2, Stuttgart, Germany
 Mr. Aymon Correvon....."Floraire" Chene-Bourg, Geneva, Switzerland
 Miss Alida Livingston.....Remsen's Lane, Oyster Bay, Long Island, N. Y.
 Mrs. Doretta Klaber.....Rt. 1, Quakertown, Pennsylvania
 Prof. Walter C. Blasdale.....2514 College Ave., Berkeley 4, California
 Mr. Elmer C. Baldwin.....400 Tecumseh Rd., Syracuse 10, N. Y.
 Mrs. Grace M. Conboy.....5846 S. E. Marine Dr., Burnaby 1, B. C., Canada
 Mrs. William E. Standing.....8825 N. W. Bailey, Portland 9, Oregon
 Miss Loretta E. Dehler.....Rt. 1, Box 136, Mt. Angel, Oregon
 Mr. Charles E. Gilman.....16320 Burton Rd., Los Gatos, California
 Mr. Ralph W. Balcom.....345 W. 88th St., Seattle, Wn.
 Editor in Charge of Translations—
 Mr. Robert Luscher.....Thedford P. O., Ontario, Canada
 British Research Editor—
 Captain C. Hawkes....."Brown Roof", Stapeley, Nantwich, England
 Seed Exchange
 Mr. Elmer C. Baldwin.....400 Tecumseh Road, Syracuse 10, N. Y.
 Slide Chairman
 Mrs. Dorothy Dickson.....13347 56th Ave. South, Seattle 88, Washington
 Membership Chairman
 Mrs. Ruth E. Smith.....12936 72nd Ave. N. E., Kirkland, Washington
 All material for the Quarterly should be sent direct to the Editor's Office,
 2406 Boyer Avenue, Seattle 2, Washington
 British Subscription price (including membership): 1 pound per year
 British Representative and Treasurer—
 Mr. Norman Lawfield.....17 Quarry Rise, Cheam, Surrey, England

Quarterly

of the

American Primrose Society

VOLUME XVIII

FALL 1960

Number 4

CONTENTS

	Page
How Not To Grow Primroses and Get Doubles.....	John E. Walker 110
More About The Cortusoides Section.....	Doretta Klaber 113
Strawberry Primroses or Stoloniferous Primulas.....	Roland E. Cooper 114
Is A Good Auricula Too Costly?.....	Mrs. D. W. Round 115
Do We Need New Show Rules?.....	Herbert Dickson 116
Seed Exchange Notes.....	Elmer C. Baldwin 118
A Letter From Alaska.....	Mrs. Alfred Baker 119
From English Gardens To A New Hampshire Garden.....	Ruth B. Manton 122
The Question Box.....	128
More About Primula x Arendsii "multiflora".....	Robert Luscher 130
The Oregon Primula Society Show.....	131
People and Flowers In The News.....	137
Albert "Bob" Funkner of the Lath House.....	140

THE PICTURE ON THE COVER: Double primroses grown by John E. Walker, winner of the A.P.S. Hybridizing Award for 1960. The colors range through deep red, pink, yellow, cream and white.

The Quarterly of the American Primrose Society is owned solely by the Society, which is incorporated under the copyrighted name AMERICAN PRIMROSE, PRIMULA AND AURICULA SOCIETY.

Subscription price (including membership): \$3.50 per year, \$10.00 for three years paid in advance. Old Quarterlies available at Editor's Office — see Index in Winter 1959 issue. Treasurer, Mrs. Orval Agee, 11112 S. E. Wood Avenue, Milwaukie 22, Oregon. (Free cultural chart with new memberships.)

The editor is Mrs. Robert M. Ford, 2406 Boyer Ave., Seattle 2, Washington

It is published at the Seattle Printing & Publishing Company, Seattle, Washington.

Published four times a year: Winter, Spring, Summer, Fall.

Copyright 1948 by American Primrose Society.

Entered as second-class matter at Seattle, Washington, under the Act of March 3, 1879.

How Not To Grow Primroses And Get Doubles

The amateur hybridist can take heart from the 1960 winner of the American Primrose Society hybridizing award.

JOHN E. WALKER, Sherwood, Ore.

Having had a mother who was often accused of being able to toss a dish of mixed seed out the kitchen door and have them come up neatly in their respective rows, I guess I come by my love of plants honestly, especially if they are beautiful and unusual.

Many years ago we settled near Portland, Oregon, and were soon fascinated by the various primroses we saw in the markets and home gardens, all vernaes, none of which existed in Northern Minnesota, where we had lived.

In time we became acquainted, and then close friends, with Mr. and Mrs. Gwynn Hoss of Palatine Hill near Portland. They have one of the most beautiful home gardens in the Pacific Northwest. It is on a gentle slope composed of an extensive rockery containing some of just about everything from giant rhododendrons to miniature trilliums and wee violets. Everything is in perfect condition as they do their own gardening.

Many of these plants were collected by "Pa" and "Ma" Hoss from everywhere that could be reached within a day's drive from home. But, best of all, bordering a rather extensive lawn, was a strip nearly two feet wide and almost two hundred feet long, planted solidly with *Juliae* "Wanda." This was an unbelievable sight when in full bloom and it was in bloom an incredibly long time. That did it! I was started on the Primrose Path. I joined the American Primrose Society after a gentle shove by Florence Bellis. I became a seed maniac. I crossed without rhyme, reason or record. I planted

and bloomed the most varied collection of *Primula veris* seen in any yard. None very good, but that didn't stop me.

Among the many, many plants given me by "Ma" Hoss was the old lilac double "Quaker Bonnet" and the instructions "Try fooling around with that—no pollen, no seed." "Quaker Bonnet" thrived. Everywhere I planted its divisions it grew. Sun—shade—good soil—poor soil—high grass on a bank—multiplied and bloomed. Still no pollen and no seed. In the meantime I searched for, found, bought and planted, then promptly lost, nearly a dozen different doubles. I bought double seed from Mr. Lewis of Olympia, Washington. Over a hundred plants grew, were planted out, thrived, then froze out before a single one blossomed. Mr. Freeland gave me a number of very nice plants, all doubles. All promptly turned up their roots and died.

All the past issues of the APS Quarterly were obtained and every article about doubles studied. Then I started a very scientific (?) approach. I canvassed every flower market in Portland scrutinizing every bloom on every plant in every flat in the shop. The net result over a period of two years was about a dozen—to me very beautiful—semi-double bloom-bearing plants. However, I can still see "Ma" Hoss holding her nose when she viewed them.

The trouble with these plants was that they wouldn't set seed. Then one day while making a pretense of taking care of my many Quaker Bonnets I

spied a plant on a very dry bank that was having a slight struggle in staying with us. It was loaded with a mass of small ragged bloom. Close examination disclosed each starved bloom had a quantity of pollen—none with an ovary. So, inasmuch as I don't smoke a pipe, I had to go out and buy a bundle of pipe cleaners. Some one at some time had told me the proper way to transfer pollen was with a pipe cleaner. I know better now — I use a feather.

Then, for the next two or three weeks, I transferred pollen onto my "choice" semi-doubles. Lo and behold, every plant set some seed. The planted seed germinated about fifty percent. Nearly three hundred plants reached the garden and of these only fourteen were double. But what doubles! The blooms were small, straggly, washed-out colors and of no interest whatsoever except that three plants had pollen. This pollen was crossed back on the parents with the result that there was a moderate seed crop. This seed produced thirty double and semi-double plants. A few of the semi-double plants had both pollen and ovaries. These semi-double blooms were crossed with each other and a dozen pods of seed set.

From this cross forty-three double plants were obtained. There were also five semi-doubles. All had good color, form and size, but darn it, they were all polyanthus and I wanted acaulis. Most of the doubles had a fair supply of pollen and this was crossed onto the semi-doubles with the result that all set some seed. It was from this cross the plants were obtained that won the 1960 Hybridizing Award. One plant in five was either fully double, semi-double or showed good characteristics as a parent for further crossing. Nearly all the plants were polyanthus but there were a few acau-



Photo courtesy Orval Agee
A double primrose raised by
John E. Walker

lis and this was what I wanted most.

I took a few blossoms to Florence Bellis* to ask her what she thought of them—then the bomb burst! The polyanthus were the choice ones as apparently others had met mostly failure in trying to produce them. I understand that even George Arends gave it up as a bad job. So, here I was with a seed producing strain giving a good array of color, everything except blue. The bloom form was everything that could be desired, and there was a high percentage of double polyanthus with only a rare acaulis.

Working for doubles is easy and a lot of fun. Also, like fishing, it takes patience and time. To begin with, our modern garden primroses are the result of selection and inbreeding. They are in no sense "hybrids"—this is merely a super colossal sales promoting tag hung on everything new or better in the garden world. A true "hybrid" is the result of crossing two dis-
*Footnote: Florence Bellis, of Barnhaven Gardens, Gresham, Ore., tells how to hybridize for doubles, page 121, this issue.

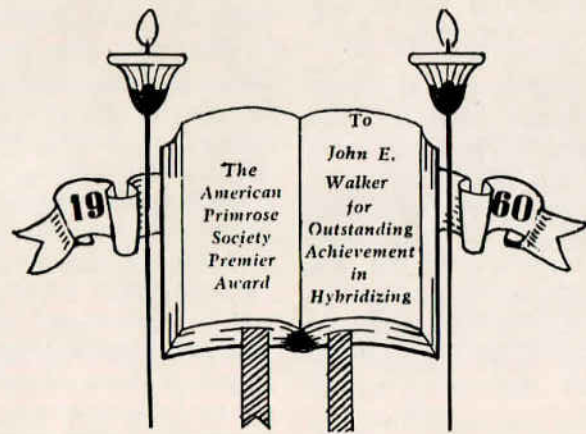
similar plants in the same general family and being lucky enough to get a few seed that grow into something desired. These wildcat children are so busy growing into something new and often beautiful that they haven't time to spare for seed producing—excepting in very rare instances. They can be multiplied only by division and a few other means. While our modern primrose is not a “hybrid” she is very definitely the High Bred Lady of our gardens and alpine houses. (I like that much better.)

In selection and inbreeding of this type the compost pile has little place. Who has the heart to discard a wizened, crinkle leafed, struggling little plant when you know clear down to the bottom of your boots that this is the one when crossed with that one over there is going to produce just what you want? The mortality rate, plus friends who are “just crazy” about a certain plant—providing it is not one you want to save—will keep your planting from overflowing onto the neighbors. Just ask Denna Snuffer—anyway, where do you think I got that

nice planting of her double auriculas I now have?


Growing double polyanthus is a little tricky. The apparent reason I have lost so many in the past is that they violently resent being disturbed at any time except in the VERY EARLY SPRING. At this time they can be divided, moved, potted and otherwise handled in the same manner as their single relatives. If they *have* been potted slip from the pot and plant immediately after blooming but do not disturb their roots in any way. They must never be retained in pots all year, however, I have succeeded in keeping them in deep boxes for more than a year. They do not like too much shade so should be planted more in the open and given a little extra water. I think they require just a little more water than other polyanthus. Otherwise their care is the same as for their single sisters.

Due to illness last fall I was unable to give any care, therefor lost quite a few plants. Those remaining have given sufficient seed so I believe I will easily recover my losses by next spring.



“Step by step since time began we see the steady gain of man.”

P. kisoana . . .
From a pen and
ink drawing by
Doretta Klaber.



More About The Cortusoides Section

Mrs. Klaber of Cloud Hill discusses a worthy, easy-to-grow woodland primula
DORETTA KLABER, Quakertown, Pa.

This is by way of a postscript to Chester Strong's discussion of the Cortusoides Section of Primula, in the summer '60 Quarterly. To *saxatilis* and *sieboldii* I think he might well have added *P. kisoana*, which to me is one of the loveliest primulas of any section.

I am surprised that we hear so little about it. Seed is rarely, if ever, offered, and perhaps rarely set. I've never been able to collect any from my plants, and if others have the same experience it may well be the reason it is so little heard of. I was able to buy a few plants a number of years ago. I've never been able to work up a large stock of it, because anyone who sees it wants it. The foliage is most decorative in itself—broad-lobed and hairy, the stalks covered with white fur, and good pink flowers, better in color than most in its section.

It runs mildly underground, new little plants appearing six to eight inches from the parent plant. The original plant is easily divided after blooming.

It, like others in this section, disappears in fall—but surely reappears the following spring. Woodland conditions seem to be all it requires: semi-shade, moderate moisture and a humusy soil. The fall of leaves in the woods is the only protection it has had here.

In the years I have had it we have had every sort of incredible weather: freezes and thaws, little or much snow, dry and wet seasons, but *kisoana* has invariably been among those present in the spring.

Editor's note: Mrs. Klaber's books are beautifully illustrated by the author. For year-around color and bloom see her 'Rock Garden Plants' (over 150 pen and ink drawings).

Strawberry Primroses or Stoloniferous Primulas

A plant produces stolons in response to the conditions of its natural environment.

ROLAND E. COOPER, Essex, England

The strawberry may get its name from the straw-like litter formed about the plants by the many thin, two-foot long runners or stolons with growth buds at their ends that spring from the crowns; or because of the way it strays or straws about the garden.

The plant expresses this character equally profusely on moist soil or a gravel path (providing both are shady) and does so as a form of propagation by vegetative means.

This expression occurs to an unexpected extent among primulas, the length of the stolons varying in different species from very short emissions to some of twenty centimetres.

This character is of value to the cultivator because since the plant produces stolons in response to the conditions of its natural environment it is a point to consider when providing growing conditions in cultivation.

Collectors and students of the genus *Primula* have not always noted these growths perhaps because the shorter ones seemed so like roots but since many primulas (of the *Minutissima* Section and a few more) produce buds upon what seem to be roots yet may prove to be deteriorated stolons, much observation remains to be done.

The two species whose stolon production is pronounced are *P. caldaria* (D.10)* of the *Farinosae* and *P. erratica* (D.55) also of the *Farinosae* both of which can be planted between two bits of porous rock or upon a piece of tree-fern stem whereupon they will run all over the place. *P. caldaria* will make a show with its

rosette of six-inch long leaves from which the four-inch high flower scapes will rise to bear umbels of 20 to 30 conspicuously eyed, white, fragrant flowers. As the stolons emerge in the summer they can be trained by means of short hairpins to cover the fern stem.

If the piece of tree-fern stem be set up on end in a pot, the primula can be planted in a depression in the end and trail down over it. This allows room for other small herbs or ferns to be grown on the stem also. *P. caldaria* will need the protection from the worst of winter's cold that a greenhouse will provide.

P. erratica is a tougher guy and will stand the open rock garden providing it is well drained. It will die back quite a lot but leaves rosette buds in odd nooks and crannies to start away again in the spring. It can be guaranteed to spread its stolons in quite a different direction than expected but, in spite of that rather bad propensity, can be trained.

It will ramble over any flattish cracked rock surface stopping at places it likes to start a fresh rosette. These produce sprays of upright 'bird's eye' flowers on two inch high stems and while one spray is quite insignificant in quantity they are showy.

Stolons have been noted on species of *Primula* living under such a variety of conditions as the arctic swamps of the Yukon, *P. mistassinica*; the vicinity of hot water springs in western China, *P. caldaria*; the gaunt riversides of Turkestan and Chitral, a form of *P. rosea* called *P. Warshenevskiana*;

the edge of the eternal snows in the Himalayas, *P. reptans* and Bulgaria, *P. exigua*.

On *P. caldaria*, the *P. stolonifera* of George Forrest, the well known Chinese plant collector, the stolons get to 5-20 cms in length, on *P. erratica* the leafy stolons can reach 15 cm., on *P. mistassinica* the flagelliform and leafy stems reach 7 cm., *P. flagellaris* the leafless *flagellae* (whips) reach 5-10 cm., *P. Heydei* makes leafy stolons up to 3 cm.

Primulas which form mats and cushions do so by developing short, leafy stolons from the old stock usually in late summer or stolon bearing growth buds at their apices; they grow in moist to soaking peaty turf and can be accommodated in the garden on a heap of piled up rotting tree roots with the courtesy title of 'Rootery'.

Other species which come into the category of stolon producing include *P. tenella* short leafy stolons, *P. barbatula* length 3.5 cm., *P. bella* minute leafy, *P. moschophora* naked flagel-

late 3 to 7 cm., *P. heucherifolio*, *P. filipes* and to a debatable extent *P. Juliae* from the Caucasus.

The collection of these strawberry primroses gives a new slant to the hobby. They can be grown in shallow earthenware pans whose contents in the way of soil mixtures can be kept under thorough control.

Some of them grow in *physically* dry conditions where water is really scarce. Others grow in cold soaking peat swamps whose conditions are such that any small plant, and most plants in such places *are* small, have the greatest difficulty in obtaining water from such *physiological* dry conditions.

Mix your soils according to the habitat of the plant. May insight be your guide.

*The figure given with the letter D. denotes the pages in the Vol. XII A.P.S. Quarterly *Pictorial Dictionary*.

*See Q. Vol. V pg. 11 for *P. erratica* by Clare Regan

Is A Good Auricula Too Costly?

MRS. D. W. ROUND, South Colby, Washington

Some people shy away from the best named varieties of show auriculas because of the initial cost. I feel that it pays to buy the best possible auriculas, or, if you are trying for the Bamford Trophy, the best possible seeds.

You don't spend any more effort growing a good auricula than a poor one. You may get grey hair worrying about expensive plants when a sudden freeze arrives, but there is a pride of accomplishment when you bring them safely through and put them on the show bench.

Suppose you have paid ten dollars

for a Donald Haysom green-edged show auricula. It is not uncommon for it to put out three or four offshoots in one year. If you can bring these offshoots along to maturity your investment has increased by thirty or forty dollars. If each of these throws an equal number of offshoots the following year you will be the proud parent of a benchfull.

Then too, there is always the chance that you will win several worthwhile trophies because you had a quality plant or plants to begin with. Do you still think good auriculas are too expensive?

Do We Need New Show Rules?

HERBERT DICKSON, *Seattle, Wash.*

How would you run a National Primrose Show if you had to be chairman of one next spring?

All of us have certain things we expect of a national show.

The APS Board has decided that we should have a guide of minimum standards and rules for staging a national show of the American Primrose Society. I have been appointed chairman of a committee to draw up this guide and rules.

I have plenty of personal ideas about a national show as do others on the committee but we do not want this guide to be only our ideas. We would like to get ideas from all the members, particularly those members who do not live in the Pacific Northwest, so that you may take part in future shows.

Here are some of my personal ideas about national shows:

Every show should include a decorative section, an educational exhibit, and at least one planting to show the use of the type of primrose featured by the show.

Entries in the decorative section should be accepted on the morning of the show.

Competition plant entries should be accepted on the morning of the show from exhibitors out of the local area. (A radius of 20? 30? 50? 100 miles?) When the annual meeting coincides with the show date, people could bring their plants, see the show, attend the meeting on the first day, then pick up their plants that evening and go home with only a week-end away from home.

Trophies for a national show should be engraved with the show place and date, what the trophy is for, and who won it. To me a trophy from a national show is something to be proud

of and it should speak for itself with the full story and not be like the assorted fertilizers, tools, trays, bowls, coffee pots, etc. that I have won with nothing on them to show how or where they were won. This year at the National Auricula Show I finally won a cup with engraving on it. That cup is my most prized possession now.

Perpetual trophies should have something such as a medallion, small cup, or a certificate given to the winner to keep when he relinquishes the trophy to the next winner.

You have lots of garden club rules for sweepstakes winners awarded for the most points. All these rules count only blue ribbons unless there is a tie—then red ribbons are counted. I would like a system where all ribbons are counted on a point basis. Say one point for 3rd or white, 2 points for 2nd or red, 3 points for blue or 1st; 5 points for best in division or any other special award such as best pink polyanthus or best double; 10 points for best plant of any group of divisions such as best plant by an amateur or best plant by a professional; then, if the show has a "best plant in the show" award, give 15 points for it.

Example: If a plant is judged best in the show the points would be 3 for a blue, 5 for division, and 15 for best plant giving 23 points for that one plant.

When all the judging is over the points should be added and the exhibitor with the most points would be the winner. Twice I have won sweepstakes on volume with lots of blue ribbons but no division winners.

Judging—We have standards developed with accepted point scores that should be followed but sometimes are not. I think a person that special-

izes in show auriculas and judges show auriculas should not judge garden auriculas because he unconsciously applies show and alpine standards to garden flowers. Garden auriculas should be judged by polyanthus judges who will apply the polyanthus standards that they are supposed to be judged by.

In the matter of schedules and classification: New colors, types, and hybrids are constantly being developed which are not included in our printed show schedules. Any time there are three entries of one type of plant or one color the show chairman or show committee should add a new class to take care of the entries so they will not have to compete against something out of their class.

Here is a controversial subject. What is a garden auricula? We have the show and alpine auriculas defined. Not long ago we added a border alpine class for the plants predominately alpine in character but not of perfection to qualify as exhibition alpines. To me any hybrid auricula for which no class exists on the schedule is a garden auricula until a separate class is made for it.

There are two schools of thought on this. Some say poor alpines and poor shows should be discarded, but some of them make beautiful garden plants. If grown as such there should be a place in our shows for them and they should be judged as garden plants.

About membership. Should exhibitors be restricted to members of the A. P. S. and affiliated societies? My opinion is yes—except in the decorative, and novice divisions.

Some change will have to be made in the old standard clay pot requirements if we ever expect to make our show really national, with representative entries from all sections of the

country. The new light weight pots, paper or plastic and shipping containers allow exhibitors to send plants by air mail without prohibitive costs.

I would like to have your opinions and ideas about national shows before we complete the guide and standard rules.

We especially want ideas on how we can get more entries from a wider area to make a truly national show. I would also like to see a national show in the East or Midwest before long.

Please send your ideas to me at 13347 56th Ave. So., Seattle, Wash.

AN AURICULA HANDBOOK

On looking through old quarterlies which I had not had until recently I came across Volume 10, Number 2 *An Auricula Handbook*. The first exciting thing about this volume is the color plate on the cover of a Grey Edged Show Auricula raised by Mrs. Ben Torpen. It is worthy of a proper frame and a place of honor in your collection of primula pictures. Those who do not wish to deface their magazines or those who are starting a collection of pictures may order a copy from the editor for 75c. There are excellent articles in this issue about the culture of the auricula and the people who have done so much to perpetuate them. The following is reprinted from the above issue.

—The Editor

THE AURICULA MONTH BY MONTH

by C. G. HAYSOM

OCTOBER: Plants that have been standing in the open in shaded summer quarters should now be placed in the cold house or frame for the winter and they should be given the benefit of all the autumn sunshine possible before they go to rest. As soon

as the plants show signs of this, the watering should gradually be decreased.

NOVEMBER AND DECEMBER: These are two critical months for the Auriculas, but with care and attention they will pull safely through. Abundance of fresh air must be allowed, and the plants kept as dry as possible overhead. No water must lodge in the heart of the plant, and the soil must be kept sweet. If the soil should become sour from damp, mischief will follow. Very little watering will be necessary to prevent the plants from becoming dust-dry, which is at all time a source of great evil.

SEED EXCHANGE NOTE

To those who plan to contribute seed to the A.P.S. Seed Exchange this year—and our thanks go to those who make the enterprise possible—please have the seed in our hands, or send a list of the seed which you expect to send, by not later than November first. This gives us less than a month to make up a file-card on each genus, species, and variety submitted, to alphabetize, number, compile a list and copy it off in the form required by the printer—and we are reminded that this is a part-time adventure! At times we ask ourselves "It it?". . . Your co-operation will be most gratefully received.

Much seed is lost through the use of envelopes that leak at the corners. The use of scotch tape over such breaks also accounts for considerable loss as the seed sticks to the tape and cannot be used.

Elmer C. Baldwin,
Seed Exchange Chm.
400 Tecumseh Road,
Syracuse 10, N.Y.

Statistical Report on 1960 APS Seed Exchange

679 items, of which 8 items had requests for 50 packets (or more) each; 24 items had requests for from 25 to 50 packets each; 105 items had requests for from 10 to 25 packets each. 42 items were not requested.

The item receiving the greatest number of requests (85 packets) was No. 520 — P. polyanthus REGAL SUPREME sent from Milford, Tasmania, by Alan L. Goodwin. 153 primulas were included in the list. 2623 packets of primula seed were sent. The total number of packets of seeds distributed was 4,748.

Financial Report 1960 APS Seed Exchange

(for year ending July 1, 1960)

Cash on hand, July 1, 1959	\$214.83
DISBURSEMENTS	
Account book	\$.25
Rubber stamp from APS seal	3.99
Postage	25.42
Envelopes, #1 coin, 2,000	5.54
Envelopes, #1 coin, 10M	26.00
Stamp pad ink, green, red	1.02
Envelopes, clasp, mailing, 200	3.53
Seed lists, 700 (with check charge)	104.10
Seed lists, addendum, 750 (with check charge)	32.10
Address labels51
Annual memberships, overseas, sponsored, 6 @ 2.50 plus check charge	15.10
Seeds purchased	17.20
Telephone call, re addendum	2.92
Total	\$237.68
Receipts: Seed requests	\$239.37
Net Profit	1.69
Cash on hand, July 1, 1960	\$216.52
Elmer C. Baldwin, Seed Exchange Chm.	

THE CANADIAN PRIMULA AND ALPINE SOCIETY

Dues, including educational monthly
Bulletin \$2.00
Treasurer: Rev. H. Stewart Forbes—
2054 Quilchena Cres.,
Vancouver 13, B.C.

A Letter From Alaska

Mrs. Baker requests information about a *Juliana* from Mrs. Bellis and discloses a wealth of surprises about the various primulas that thrive for her in Ketchikan, Alaska.

May 25, 1960

Mrs. Robert M. Bellis
Barnhaven Gardens
Gresham, Oregon
Dear Mrs. Bellis:

The accompanying plant is from one given me in 1956 and I'm well aware I should have sent it to you a week or more ago when it was in bud; but, I hope it will be in good enough shape when it reaches you for you to identify it. The donor told me it was brought to Ketchikan around the turn of the century by a pioneer gardener.

However, when Mrs. Marion Keyes (from whom I have learned a great deal of what I know about primroses) saw it, she pointed out that it was surely a *Juliana*, and as such could not have been brought here before 1920. Even so, it has surely proved its hardiness. She told me what she thinks it is, and two other *Julianas* it resembles, but I should also like to have your opinion. The principle reason I am writing you, however, is to relate an interesting experience I had with this plant.

On May 30, 1958, I discovered in my border of this plant (I had separated the one sizeable plant given me into three before planting it, and the following year made twenty-seven plants of these, and have since given a number away) one crown bearing what I took to be a sport—a frilled blossom which I tried without success to pollinate. I later removed and planted that crown separately, but it did not blossom in 1959.

On May 31, 1959 (it seems to come with the end of the blossoming period) I again found three crowns with this frilled blossom, and planted

them beside the first. This year they all blossomed normally so my dreams of a new strain are gone, unless you have any suggestions. The plant I am sending you is one of these, and one flower has a petaloid segment in the center, but all the rest are ordinary. In the April 1948 Quarterly I noted the following: "There seems to be something in *Juliae* which lends to double offspring." If anything can be done to encourage these plants it may be too late this year, but at least I could try next year.

In 1956 when I was a member of the Ketchikan Alaska Garden Club, I shared in the seed which we obtained through our affiliation with APS, sent by Chester Strong. It was carefully divided into many sub-packets and distributed among members, but only a couple of others had more than a plant or two to show for the trouble. I successfully grew *alpicola*, *secundiflora*, *viali*, *saxatilis*, *veris macrocalyx*, and several candelabras, all of which are still thriving. I also had a nice planting of *Poissonii* and *Sieboldii*, but heavy August rains that year beat them to mush, and I lost them all.

The candelabras included a dozen or so each of *japonica*, *Beesiana*, *Bull-eyana*, and *pulverulenta*, and some simply marked "candelabra." Unfortunately, they were growing side by side, and I am not certain, since in the spring the birds pulled up my plastic labels and left them scattered about, just which is which. However, there is no mistaking the "Inschriach hybrids;" and I have since grown Postford's White from seed from Thompson and Morgan (England), and a few plants of Miller's Crimson

were given me as early as 1948 or 1949. Due to our copious rainfall (officially 152 inches, but more often around 170 inches) the leaves attain 16 inches, the flowering stalks 40 inches.

Every spring migrating birds cultivate our gardens, sometimes to the detriment of tiny seedlings. Robins and varied thrushes, with their stout beaks, turn over matted leaves and earth in their search for earthworms; and fox sparrows and gold crowned sparrows, both known locally as "scratchers," by jumping back and forth in the same spot, sometimes dig holes a couple of inches deep. When these birds have worked over a yard it looks as if it had been cultivated with a hand tool, and experienced gardeners postpone seed planting till they have left, after two or three weeks, unless it can be protected by wire mesh.

Florindae was given to me about 1954, and here the scape attains 35 inches, exclusive of the blossoms; the leaf, 8½ inches, and the petiole 16 inches. For a time I had it along our creek, where it was in the shade. One

People come from miles around to see the beautiful primroses grown by Mrs. Marion Keyes, in Ketchikan, Alaska. Black and white does not do justice to the lovely colors in the photographs sent by Mrs. Keyes.



winter the creek (just a tiny stream) got clogged below and when the weather turned cold we had a solid sheet of ice which spread about fifteen feet. *Florindae* was under three to four inches of ice for more than six weeks, but survived. Of course *P. denticulata* is common here, as are polyanthus and *Juliae* and her hybrids. This spring, when dividing *Wanda*, I was intrigued by the unmistakable odor of anise from the roots and/or rhizomes. I do not find any reference to this in any of my literature. I later found it in *Dorothy* as well, so nothing would do but I had to dig a plant of *Juliae*, and sure enough, there it was! I have tried root cutting propagation of *denticulata* but was unsuccessful.

Auriculas do well for some people here, but only indifferently for me. However, *rosa* is magnificent, and many beginners are trying it for the first time.

Our experiences here with *Viali* are especially worthy of mention, as it blossomed for me this year for the fourth time. These are not seedlings, but crowns from the original plants.



They make up to eleven crowns in a tuft, but more often two to four. These grow right out in the open, but I usually cover them with a few hemlock boughs over winter. It is interesting to note that Thompson and Morgan list *Viali* as perennial, and it may be that it needs higher latitude (or altitude?) and lower temperature and more moisture to make it so.

Cordially yours,

Frances Baker
750 Deermount Ave.,
Ketchikan, Alaska.

Excerpt from letter to Mrs. Alfred Baker from Mrs. Florence Bellis, dated June 15, 1960 and mailed from Pacific Grove, California.

"About your plant, Mrs. Keyes is correct, it couldn't have been there since the turn of the century for it does have *Juliae* blood in it and *Juliae* was only discovered at the turn of the century where it was grown at the University of Dorpat (in Georgia, Russia) until around 1910, then sent to Cambridge University in England after which it figured in the first *Juliana* crosses with other members of the *Vernales* Section.

Some years single flowers show a tendency to double, and sometimes, after dividing or moving, double flowers somehow bloom single for a year; then both forms return to their true nature. It is true that the *Juliana* hybrids seem to double very easily and when we return, if you would like to try it, we will send you a double with pollen and you may wish to start the doubling process.

A plant bears more seed for having its roots cut, so when you pollinate your plant, trowel it up and put it in a pot or someplace under cover. Use the pollen from the double making sure the stigmas of your single are just fresh and clean of other pollen.

When no more double pollen is to be had, pinch off the remaining buds of the seed-bearing single. Grow these and resulting children, and repeat the process of putting the pollen of the double on the first generation children of the same cross. Then grow those second generation children and repeat again. There should be a percentage of doubles in the third generation.

Yes, I was most interested in Mrs. Keyes' statements about *P. Viali* for it is a rather puny bi-ennial in Oregon but evidently your climate fairly duplicates the constant moisture and shade it is used to at home.* It would be of great interest to readers of the *Quarterly* to hear about all the *Primulas* you grow successfully in Alaska.

If you ever have any spare *Viali* seed—if it sets seed—I should so like to try it again where I think it will have a better chance to live over.

Your reference to anise in the *Julianas* brings back my pleasure in smelling the roots—as I recall, *Poissoni* has this smell, too. Yes, *Florindae* would love being under ice as it is for months at a time in Tibet . . ."

*In Volume XII Number 4, *Pictorial Dictionary of the Primrose Quarterly*, pg. 145 the following statement is made: "*Viali* is monocarpic as it blooms the second year, only to die."

Footnote

For other articles on *Primula* in Alaska see Volume XVI #1 (Winter 1958): *Plant Hunter in Alaska*, Miss Isobel W. Hutchison—by Roland E. Cooper and *Primroses in the Far North* — by Josephine Hanson.

1961 DUES

If you pay your 1961 dues to Mrs. Agee now it will save her a good bit of postage and billing. Don't forget the LIFE MEMBERSHIP to be awarded to the one bringing in the most new members before April 1961.

From English Gardens to a New Hampshire Garden

This is a delightful armchair cruise for stay-at-homes or travelers alike. Mrs. Manton of KATHELEN GARDENS generously shares with us a trip to Great Britain and an intimate glimpse of her own charming garden.

RUTH B. MANTON, Durham, New Hampshire

The desire to grow Primroses in our New Hampshire garden, which we call Kathelen, became acute in 1953. In that Coronation Year we spent six months in Great Britain traveling continually through the gardens of England, Scotland and Wales.

We visited thousands of private gardens and many, many famous Botanical Gardens during that time. We saw almost every type of garden that can be imagined, both good and bad, and met some hundreds of the owners of these gardens. We took over twelve hundred colored slides and were entertained by many of the hospitable people of Great Britain.

We were in Britain and grieved sorely with the English people when the flags flew at half-mast for their beloved Mother Queen Mary. We sat among the English people and saw the lovely young Elizabeth crowned Queen of Great Britain. Our reception throughout Britain deepened our conviction that English and American ties are sincere and enduring.

At Wisley in Surrey, the gardens of the Alpine Garden Society of Great Britain, we saw Primroses grown in beautiful woodland where water flowed in a slow, continuous stream at their feet. Our surrender to the enchantment of Wisley had been complete as we had crossed the Alpine Meadow on our way to the Primrose woodland. Our emotions had been high when we had stood upon the simple bridge at the foot of the Alpine Meadow and looked, at long last, up that huge hill of alpine plantings.

At our feet our reflections mingled with sky, cloud and water-lilies.

As we had eagerly climbed that hillside we had found rarity after rarity but we had also found many old and dear plant friends. Water came from many semi-pools of rock and flowed among the moisture-loving plants. On reaching the summit of the Alpine Gardens we found a pathway, well hidden, that led to the Alpine House and Frames. What could be more appropriate? Here it was that I first saw our American *Lewisia*s successfully grown by the hundreds! The memory of that Alpine House, the Alpine Frames and the Alpine Garden have goaded me on ever since.

We had returned by another pathway through the Alpine Garden and reluctantly turned from its wonderful passes. We crossed the bridge again to seek the pathway to the Primrose Woodland. We stood, emotionally spent, under the canopy of green and silently followed the damp pathways. Never before or since have I seen Primroses that have so satisfied my senses.

We returned to Wisley in later months and saw garden after garden present its pageant. The Rhododendrons, rare shrubs, and the Herbaceous borders we loved but always, we returned to the Alpine garden and the Primroses.

In England it is a deeply emotional experience to travel each day with an interest in gardens, music, history and literature. The camera-bearer becomes almost slap-happy with emotional zeal to preserve the memories on film.

Kew was damp and misty and foggy on our first visit. Already a few Rhododendrons were in blossom although it was February. These vast gardens of the Royal Horticulture Society were full of grandeur and history. The rock and alpine garden, however, was comparatively new. The ground had been excavated to some depth and steps led down through the alpine wonderland. It had not the natural setting of Wisley nor its clear air, but we had been in London for some weeks and had encountered those fog nightmares that can turn a familiar street or highway into a strange and treacherous experience. We spent some two hours one terrible night trying to guide our little English car from the tube to our hotel. It had not been a very happy ending to the concert of the great London Philharmonic Orchestra.

My husband had walked in front of the car with a flashlight and I had guided the car by that small beam as he waved me on in doubtful safety. We almost missed the spacious driveway. Twenty feet in front of the fully lighted windows of the Hotel we could not distinguish a single ray of light. We abandoned the car in our desperation and felt our way to the familiar door and inside. We pushed into the fully lighted Lounge in a sort of breathless fear and discovered that our English friends were worried about us. Our clothes were smudged with soot and we looked a "mess"!

Our English friends explained to us that, when these fogs came, one simply remained wherever he chanced to be caught. How fortunate for us that the English public had discreetly "grounded" their automobiles and left the highway to the "Americans." We remembered that only one car had been met on that night.

In the visits to Kew and its Al-

pine Garden we marveled that such a great variety of alpine plants could be raised so close to London without cover of glass. Those alpinists whose native habitat is so clear and fresh and sparkling!

Primroses grew where water spilled, apparently from a tap, down to receiving traps. Alpinists from the world's mountains were here and it became quite a game for us to guess the family name and then to read the clear labels. The alpinists were already awake and a few showed color. Many were in high bud. As at Wisley, there were scores of English people roaming through the gardens with notebook and pencil.

Most remarkable to us, as we traveled, were the English people in the parks and Botanical Gardens. There was a serious attitude of attention and study. These gardens in Great Britain are maintained as examples of correct gardening and most of the people we met could talk of gardens and plants with an enthusiastic intelligence that enthralled us. The Hotel Lounges were places where horticultural topics of conversation surrounded the listener. One warmed the simple physical body around the cheerful fireplace flame while the heart warmed to the talk of gardens.

In the gardens of the Botanical Garden of famous Cambridge we were shown about by the Curator. A new garden, a rock garden and water garden were almost complete and Primroses were already being made at home. Noble trees gave high-shade and the trickling water provided for all types of Primroses.

Both at Cambridge and at Oxford, between my husband's auditing of classes, we were constantly following the pathways of those beautiful gardens that are maintained in such perfection and variety by the individual

and separate colleges. In almost every garden, of any size at all, water seemed the keynote with Primroses everywhere. At Magdalen (Maudlin) College in Oxford we were enticed by running stream, Primroses, and Deer that played so close to the walkway! The Cherwell at Oxford and the Cam at Cambridge branched and brought beauty to the gardens of those famous Universities. Water, swans, gowned-riders of bicycles with collegiate robe billowing behind, towers etched against clear sky, Primroses at our feet and a deep sense of agelessness and peace was there!

To forget Historical Oxford for a moment we must note the Market Place. There, on Market Day, could be seen counter after counter filled with alpines and Primroses. A five dollar bill would have bought a garden full of named and rare, in America, Saxifragas. It is here that the Alpine Nursery of Waterperry Horticultural School is situated. Seed of Alpines, less rare, can be purchased for six cents while a named Saxifraga plant costs fourteen cents in many cases. Woolworth in England carries an assortment of plants superior to that of our American Woolworth stores. We must conclude that the demand for these plants, Alpines and the better Border varieties, is greater in England than in America.

The English towns, and especially the University towns, have many fine bookstores. I remember very few towns where bookstores were not in evidence even though it be very small and rural. There are usually a number of stores for new books and one or two where old garden books may be picked up, and where music scores may be bought for what, in America, we term "a song"! Our shipments of books and scores to America were constant through the months. These garden

books have been my teacher down through the years since returning to America. They have held a pattern of inspiration and aspiration before me and have taken a place in my thoughts that no "How to Do" book, nor an "Everything About" book can ever accomplish in trying to reproduce the spirit of the gardens of Great Britain in a humbler way, and, may I add, an American way.

We met Charles and Jessie Johns among the "Bed and Breakfast" circles that gathered around the fireplace in the White Horse Hotel in Dorking. The news of the death of Queen Mary had cast its shadow upon us all and we had reverently stood in a tiny country churchyard beside the grave of the great composer Delius and had looked up at the flag flying at half-mast.

The Johns were on "holiday" and took the Americans to their hearts. We were guests of the Dorking Garden Club one evening. An English town is apt to be a dreary and dark place after dusk, especially to Americans who are used to open and lighted towns at night. We walked to the Garden Club meeting at the Red Lion Hotel, stumbling through the unevenly paved street under a flashlight beam. English streets have sudden rises and drops that are quite as unnerving as the climbing of Castle walls. I saw very few high-heeled women in Britain and these were mostly Americans.

On this night the Garden Club was having a Quiz program. "Facts of horticulture," was the subject. Dr. Dyson, the town doctor, acted as moderator. That meeting, which was so crowded that I had to share a chair with my hostess, was one of the most precious hours that we spent with the British people. I have never been a part of any gathering where the atmosphere

was more stimulating nor the answers so brilliantly made. These were the people who tended their businesses by day and worked in those cottage or large gardens in spare moments. Very rarely was a question missed. The answer came quickly from one of the audience. Failing this, all turned to the learned Dr. Dyson for a last appeal.

Dr. Dyson invited us to Rose Hill, his beautiful garden, the next morning at nine. He was due to operate at ten. In his large garden Dr. Dyson had cunningly devised waterways to the utter joy of his Primrose collection. A spillway had just been completed and he had enlarged the Primrose garden. I remember that Cyclamen were everywhere in blossom and their marbled foliage in seedling stage was underfoot in the pathways.

When the Doctor had departed to perform his operation we had coffee—wonderful American coffee, in the dining room with Mrs. Dyson and Ruth, the daughter. A day or two prior to our visit to Rose Hill we had had dinner with Dr. Ralph Vaughan Williams and Mrs. Vaughan Williams in their lovely Dorking home. Dr. Vaughan Williams has since passed away but my husband considered him, at that time, to be the greatest living English composer. He had sat that evening at the feet of a great master. Today we learned that Dr. Dyson was the physician to Ralph Vaughan Williams and Ruth brought the poems of Ursula Wood, Ralph Vaughan Williams' wife, to us while we reveled in cup after cup of coffee. Our frail hostess of that morning has also passed away but the memory of those morning hours but added to the Garden Club inspiration of the night before. The American coffee and the Primrose garden, poetry of Ursula

Wood and the dearness of the Dyson household glows within us.

It was Dr. Dyson who presented me with back numbers of the journals of the Alpine Garden Society and the Royal Horticulture Society of Great Britain. It was Dr. Dyson who wrote to the A.G.S. and, when we went up to London for a fortnightly show, insured our welcome. This note of his which brought us membership in the A.G.S. and the R.H.S. opened the door to hundreds of gardens whose gates, otherwise, we would not have dared enter.

On our return to America we looked, with a severely critical eye, at our Kathelen Gardens. Changes in design were undertaken in many places and plans for future expansion were made. Our attention now became directed towards the small woodland that crested the alpine garden. The Composer's studio is perched upon a fine run of ledge among pine, elm and small hemlocks. Paths led directly from the gardens and steps carried the visitor down or up woodland paths to it's door. The studio is hidden, however, from the gardens proper. The woodland is small, rather resembling those picturesque wooded "copses" of England. The pathways have been laid out to take advantage of greater planting areas. The Cabin overlooks the meadows through which a gentle stream wanders from a pond that reflects cloud and tree, and whose surface is broken with houses of muskrat and beaver.

In the fall when trees turn their green to fiery red and orange the wild duck comes to make holiday upon the pond until the luckless autumn day when the hunter comes to spoil this wonderland of peace and contentment. In summer there is coolness in this small woodland, birds sing through the hours and swoop down to pull the long, juicy worms from

under the gardener's trowel. The red-wing blackbird streaks through the coolness of forest to the pond below. In the evening vesper hour, when the gardens come alive with *Oenothera aurea* chalices of soft yellow, music flows softly from the studio and is answered by the song of the hermit thrush in the distant woodland.

In the years since 1953 the Primroses have been established along the pathways and down the natural stone steps of this wooded garden. *Candabra* Primroses rise among Maidenhair Ferns and some day will look up to Dogwood that is now in small size. *Primula denticulata* thrives mightily beneath the canopy of pine among *Cornus canadensis* and *Iris cristata* alba. *Hepatica acutifolia* and *H. americana*, *Pipsissewa*, violets and *Primula veris* flow down woodland steps with

the dwarf Maidenhair Fern to where *Iris cristata* in clearest blue fringes the pathway that leads to the Gentian garden. *Primulas farinosa*, *darialica*, and *frondosa* occupy a bank where dainty *Androsace carnea* turns its stars heavenward in spring. When visitors come, the question always arises concerning the Ph. of soil for here are collected many plants from border or rock garden that do well in woodland gardens.

Where the great stone ledge rises high against pine the Bloodroot in its single form flows down with ferns to mingle with *Polyanthus* Primroses. In their midst rise the pulpits of Jack and *Trilium grandiflorum* while nearby *Asarum canadensis*, and it's European variety, riot to the path edge. The double Bloodroot, like some white rose of fleeting beauty though wondrously

The Alpine Garden of Mrs. Robert Manton, Durham, N.H.
Photograph by Paul E. Genereaux, Lynn, Mass.



textured, spreads among the *Pyrola*. There is a time in spring when the Violets, modest though they be, take over the woodland and turn each walk into a collecting trip.

Recently a visitor from Pennsylvania went through our little series of gardens and pleased us very much when she remarked, "I do not know which of your gardens I love the most"! It pleased us because we have so often found a visitor insisting upon placing us in one category or another. This is a day for specialization but we could have answered the Pennsylvanian with this—"If you were to take one of our gardens I do not know which one we would miss the most."

Would we miss most the "cottage" type of garden that faces the sun in spring and covers in beauty and blossom the highway for some hundred feet? Would we miss the "Sun Garden" where meadow plants grow with

such profusion and in some rarity of varieties? Ah, could the alpine garden, where *Androsace*, *Lewisia* and *Saxifraga* romp with a thousand rarities, be lost without losing our hearts? Could the "Frame Garden", where seedling and seed frames proudly marshal their thousands of future occupants of the garden and bring exclamations of delight to all who visit them, be wiped from our thoughts and care?

It grows late. Then, while the Composer's music flows across the garden and is repeated in soft echo from the forest beyond, fireflies light their wee lanterns in the velvet dusk and follow the intriguing paths where *Oenothera aurea* opens. The honey-colored Cocker, grown old in the games of the garden, tests his heart against the nimble cats and for one moment thinks to outrun them to a waiting, familiar house.

Back number of the APS Quarterly are available at the original price.

VOLUME 1—Numbers 1, 2, 3, printed in one number as a second edition—\$1.00
Number 4 out of print.

VOLUME 2—Numbers 1, 3, 4, available at 50c each.
Number 2 out of print.

VOLUME 3—Numbers 1, 2, 4 available at 50c each.
Number 3 out of print.

VOLUME 4—Four numbers at 50c each or \$1.50 volume.

VOLUME 5—Numbers 1, 2, 4 available at 50c each
Number 3 out of print.

VOLUME 6—Numbers 1, 2, 3, available at 50c each
Number 4 out of print.

VOLUME 7—Four numbers at 50c each or \$1.50 a volume.

VOLUME 8—Nos. 1 and 2, 50c each, Nos. 3 and 4, 75c each, or \$2 a volume.

VOLUME 9-10, inc., \$2.50 a volume or 75c a number.

VOLUME 11—Two numbers at 75c each (Numbers 2, 3, 4, were printed in one number in October 1953 to permit each following volume to cover a calendar year.)

VOLUME 12—These four issues of 1954 contain the Pictorial Dictionary of the Cultivated Species of the Genus *Primula*. Numbers 2, 3, 4, are available in the original format; number 1 has been reprinted to contain the pages of the dictionary only. The complete volume is \$2.50 and each number is 75c.

VOLUME 13—Four numbers for \$2.50 or 75c each. (Number 4 contains the Supplement to the Dictionary).

VOLUME 14—Numbers 2, 3, 4, available at 75c each.
Number 1 is out of print.

VOLUMES 15, 16, 17, 18—Four numbers to each volume at \$3.50 a volume or \$1.00 each number.

Orders should be sent to the Editor, Mrs. Robt. Ford, 2406 Boyer Ave., Seattle, Wn.

The Question Box

For the benefit of the many new members there will be a question and answer column. Please send questions to the editor, Mrs. Robt. M. Ford, 2406 Boyer, Seattle, Wn.

Question: Will anyone who has used colchicine to induce change in primroses please write any information regarding its use? Our Hybridizer's group is also interested in knowing where either plants or seeds of *Pr. heterochroma* may be purchased.

Mrs. Allan Jones,
6210 South 286th, Kent, Wn.

Question: How may one determine the amount of light available to a plant from either sunlight or artificial lighting? How much does a plant need?

Dr. George Duby, Centralia, Wn.

Answer: In order to obtain the light values in a "corner" of the greenhouse or, for that matter, in any area, it is necessary to take a reading with a light meter designed to read directly in foot-candles. There are several photoelectric light meters than can also be used as foot-candle meters. Two very good ones are made by General Electric Co. and Weston Electrical Instrument Co.

It is well established that artificial light can be used to promote or retard flowering as some plants like long days and short nights. These are termed long day plants while others flower under short days and long nights. African Violets fall in the first category and Chrysanthemums in the second or short day group.

Plants differ in their needs for light. Some like the bright sunshine while others grow and flower best in shade. However, all plants absorb carbon dioxide, certain chemically inorganic

minerals and water, and by means of light from the sun or artificial sources, transform these into living organic matter and oxygen which they give off as long as light is present. Without light photosynthesis stops and the plant absorbs oxygen and gives off carbon dioxide.

The lighting levels required for plant growth indoors varies with the species. The range of light intensity outdoors may be as high as 10,000 foot-candles. In a greenhouse the average is much less depending on the situation and type of structure.

It should be noted that light influences other responses of plants than flowering, namely color and formation of the stems and leaves and formation of bulbs and tubers.

The University of California, Ohio State, Cornell and Purdue Universities and the U. S. Dept. of Agriculture, Bureau of Plant Industry Soils and Agricultural Engineering have done outstanding work on the effect of day-length of flowering plants. Their bulletins are available and well worth studying in this regard.

Howard Short, Seattle, Wn.

Question: What is the best way to clean seed?

Mrs. C. G. Cauthers, Bellingham, Wn.

Answer: I have found no one best method — non-commercial. I use a series of sifting boxes, starting with a coarse screen and working down to the size that will not pass the seed. Sometimes it seems better, and quicker, to reverse the order. Some may be finish-cleaned by placing a small amount on an unglazed business letter size sheet of paper, sliding the seed off onto another sheet of the same paper. Each time this is done more of the chaff or foreign material will be eliminated. This operation is quite useful in getting rid of much of the fine,

light chaff. Aquilegias and campanulas are very easily cleaned—they slide. Those which do not slide are something else. Scabiosa-type seeds for example are worriers and we simply place them on a white enamel-top kitchen table and separate the seeds and the goats one by one by the good old and reliable finger method. Some seeds get the complete treatment—and need it. Many should have a bit of DDT dust to discourage worms and bugs during the storage period. Dianthus seed should never be subjected to any crushing. If they are flattened they are, of course, spoiled.

Elmer C. Baldwin, Syracuse, N. Y.
In answer to Mrs. Bucholz's question about aphids which appeared in the Summer 1960 Quarterly:

Dear Mrs. Ford,

Upon reading Mrs. Joyce Bucholz's question on the control of aphids I would like to mention that I keep them away by soaking small swatches of rag in creosote and hanging them up (out of sight) in the branches of my climbing rose and *Lonicera Heckrotti*, both of which always used to become badly infested with these pests.

Seemingly, they resent the odor of creosote, for although I sometimes am late for the first invasion, we are free of them all the summer, providing I remember to redip the rags occasionally.

I hope this may be of help to someone, but credit is not due me on this hint. I read it in an old garden magazine many years ago, and find it really works.

Yours sincerely,

Dora E. Waterson (Mrs. W. J.)

R. R. 6, Box 204, Anderson, Ind.

Question: I have primrose seedlings ready to plant in flats. What is a good soil mixture to use and how should I handle them at this stage?

Mrs. Helen Miller, Goldbar, Wn.

Answer: The following is quoted

from the Barnhaven pamphlet sent out with all seed orders. I have used this method successfully for years. "Transplant when first true leaf develops, or larger if seed was sown thinly and you prefer to handle larger seedlings. Our transplanting compost consists of 1/3 loam, 1/3 coarse sand, 1/6 dry peat packed tightly, 1/6 Blue Whale. In flats which have had a number of additional holes bored for good drainage, a thin layer of barnyard fertilizer or Blue Whale is spread, the above transplanting compost filled to top of flat, leveled off, tamped, seedlings transplanted and watered in with Natriphene. Planted flats are never placed on a solid surface but elevated a few inches on 2 x 4's for drip-away and air circulation which is of great importance.

Never use chemical fertilizers in the culture of seedlings and avoid lumpy manures in direct contact with newly transplanted seedlings.

When seedlings begin to grow well (in about three weeks) lightly cultivate soil surface and dust for aphids. We use 1/3 chemical dust to 2/3 technical talc mixed in a duster."

The Editor

VETTERLE & REINELT CAPITOLA, CALIFORNIA



Pacific strain of
Polyanthus Primroses.
Fresh seed available now.

More About Primula x Arendsii "multiflora"

Quotations from letter received from Robert Luscher, Thedford, P. O., Ontario, Canada. Mr. Luscher is Editor in Charge of Translations for the Primrose Quarterly.

"The front cover, Primula x Arendsii (Summer 1960) took me rather by surprise and I was astonished somewhat to read the explanation on page 83, which in truth does not give a full interpretation of the matter and facts.

While visiting in Switzerland last year, a florist friend let me peek through his seed packets. My surprise to find seeds of Arend's Primula x Arendsii "multiflora" brought forth my query where the source of these seeds could be located in Switzerland. In turn I purchased several dollars worth of it, and have sent a repeat order since returning to Canada. Our regional editor in Stuttgart, Germany, Mr. Leo Jelitto, has been very kind indeed to send to me regularly, as its editor, the *South German Market Gardener's Journal*. It is in one of them I read about P. x Arendsii "multiflora," and, upon inquiry, Mr. Jelitto was most cooperative to furnish our editor with a photo of this new hybrid. I refer to my translation in

Vol. XVI, No. 3, Page 93, of the Primrose Quarterly. Mr. Robert C. Putnam's success to grow this new hybrid to such perfection had its beginning from a packet of seed I sent to Mr. Gilman, who in turn wrote me that he had entrusted it to more experienced hands. My own seedlings almost "embarrassed" me with their insistence to produce flowers while still being infants!

I still have a small supply of Primula x Arendsii "multiflora" seeds here for distribution at one dollar a packet, and should further inquiries come forth for it, it is only a matter of two to three weeks for me to get more from Switzerland. Mr. Arend's son has informed me that, due to the extreme heavy European demand, he cannot enlarge his trade to America. This is in answer to many inquiries I have received from Quarterly readers. I am no exception."

Sincerely yours,
Robert Luscher

Silver Dollar Polyanthus

raised from our easily germinated

Hand Pollinated Seed

All Shades and Colors
Still \$1 Pkt.

Order Now

from our uniquely illustrated listings
Barnhaven Gresham, Ore.



THE SCOTTISH ROCK GARDEN CLUB

A rock garden without Primulas is like Roast Lamb without mint sauce. A lover of Primulas who is not a member of the Scottish Rock Garden Club is also missing something.

To Overseas members we offer two journals and the seed exchange. The annual subscription is 10/(\$1.50 plus 25c handling).

You will enjoy membership. J. T. Aitken, 75 Whithouse Road, Edinburgh 4, Scotland—Honorary Publicity Manager.



This floral arrangement was made
by the West Linn Garden Club.



Sherri Hanson, aged 10, of Portland,
Oregon, designed this arrangement.

THE OREGON PRIMROSE SOCIETY SHOW

With apologies from the Editor for having omitted it in the Summer Quarterly.

The Oregon Primrose Society of Milwaukie, Oregon held its first Primrose Show this Spring, April 9-10, in the lunchroom of the Wichita School. Admission was free, with a plant sale held in the Playroom to cover show expense.

Mrs. Gilbert H. Hanson was show chairman, with Mrs. Raymond Elmstrom as co-chairman.

We were indebted to *The Lath House* for a lovely floor display. The sound of water falling in the fountain, with the freshness of primulas, certainly gave an effect of real spring.

The benched material was very

good showing new and well-grown plants. The Portland members still grow their primulas well. Doctor Mathew Riddle displayed a few new and unusual Julianas of his own. The show was too early for Denna's doubles—rather disappointing to our viewers—but auriculas were well represented. The newest of colors and forms in polyanthus were also on display.

There were not many entries in the Decorative division, but those that appeared were well done. We were pleased to see the work of little Sherri Hanson, granddaughter of our show chairman. One needs color to appreciate these artistic compositions.

No trophies were given this first show, just the ribbons. Perhaps next year the members will try to win trophies.
Mrs. Orval Agee



Double Auricula Mutation
This plant has 11 blooms . . . half pink
and half dark red.

Photo by Agee

1960 seed from
DOUBLE AURICULA PLANTS
seeds—10c each
DENNA SNUFFER
BAY CITY, OREGON

Christmas Gifts

To help you solve your gift problem this year look carefully at the advertisements.

There is nothing quite so acceptable to a gardener as a gift related to his particular hobby. Rare plants can be shipped to suit the climate, or seeds received at Christmastime can be planted in late winter to give good seedlings to set out in the spring or summer. Bulbs of any kind are always desirable gifts, too.

There are clever ways of packaging such gifts as Fertosan, Natriphene, Slugfest, Blue Whale Peat Moss or Liquid Blue Whale, Liquinox and Liquinox Start (the new transplanting aid), Cuprolignum, Crescent Weeders, insecticides, etc., if you will let your imagination have full play. Plain wrapping paper can be decorated with India ink stick figures of a gardener at work, or simple potato block patterns can be cut and stamped on after the package is wrapped. Original poetry tops off gifts of this kind if you can do it.

A membership to the American Primrose Society, Alpine Garden Society, or any of the Overseas Societies will please the person "who has everything." If they already belong your subscription can be extended to the following year.

To the one who is building up a collection of back issues of the Quarterly five or ten copies would make a welcome Christmas gift. Everyone should have a Pictorial Dictionary.

Give books about Primulas, Rock Garden or Alpine Plants, or Garden Encyclopedias to the one who has more plants than he knows what to do with.

For those who do floral arrangements, Spencer's Pottery gifts are sure

to help win blue ribbons. Their patio bells and candleholders are unique.

A permanent greenhouse, to avoid running out in freezing weather to replace plastic lean-tos, will add value to your home and be more appreciated than a mink stole.

Boxes of Christmas greens or holly, swags, cone wreathes, Christmas corages—all of these are offered in our Market Square ads. These are carefully packed and will arrive at just the right time.

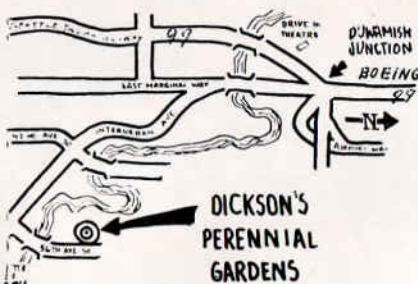
During winter many house plants need a top dressing. A package of *Perfect Earth* (earthworm castings) will be greatly appreciated by anyone. Or, if you want to make someone very happy, send them a gift certificate for earthworms and start them on the way to their own *Perfect Earth*.

The problem of Christmas gifts and last minute shopping will be solved easily if you will turn to the advertisements and shop now.

Plants For Sale

Summer and Fall at Garden Only
Primula Species, Polyanthus

Seedling transplants—Old plant divisions. Seeds for mail order—\$1.00 per pkt.: Goldlace Polyanthus, Selected Garden Auricula, Alpine Auricula, Polyanthus, bright red and orange shades mix.



DICKSON'S
PERENNIAL
GARDENS
13347 - 56th Ave. So.
Seattle 88, Washington

MARKET SQUARE

Named English Show & Alpine Auriculas

American Grown Varieties

JOHN SHUMAN
5957 37th S. W.
Seattle 6, Washington

Where There Is
CUPROLIGNUM
There is no rot



for Flats—Benches
Fence Posts

At Lumber Yards — Hardware Stores
Everywhere

RUDD & CUMMINGS

1608 - 15th Ave. W., Seattle 99, Wash.

AURICULAS named varieties of
Show and Alpine



We now have a good stock of all the best known varieties only. A few novelties are in limited quantity.

Our catalogue of Primulas, rare Alpines, Heathers, and dwarf Evergreens will interest you. It is free.

Catalogue free
ALPENGLOW GARDENS
MICHAUD & COMPANY
13328 Trans-Canada Highway
New Westminster, B.C., Canada

V
MIX
C

CAMPUS NURSERY
A Complete Garden Store
Landscaping
Roses
Choice Specie Primula
Fertosan Compost Accelerator
Come In and See Our BONZAI Collection
5000-25th Ave. N.E., Seattle 5, Wn.
LA 3-5588

Phone MOhawk 5-2993

THE LATH HOUSE

Primroses, Delphiniums, Fuchsia
Chrysanthemums, Dwarfed Sweet
Williams

Albert "Bob" Funkner
RT. 2 BOX 238
BORING, OREGON

PRIMROSE STATIONERY
Elmer C. Baldwin

Hasty notes sheets cards folders
12 assorted untinted \$1.00
10 assorted tinted \$1.00
Size 4 1/4 x 5 1/2—Envelopes Included
Samples of four types postpaid 25c
400 Tecumseh Road,
Syracuse 10, N. Y.



SPRING
FLOWERING
BULBS

Daffodil - Tulip - Hyacinth - Crocus
Plant Now for Early Spring Color

JUNCTION FEED & SEED

4747 California Avenue
Seattle 16, Wash.

WEst 2-6822

We Deliver

POLYANTHUS CANDELABRA
AURICULAS DENTICULATAS
PLANTS SEEDS

List on request
Will ship to all States

SKY HOOK FARM
JOHNSON, VERMONT



PRIMROSES

GERANIUMS

FUCHSIAS

TACOMA AVE. PERENNIAL GARDEN

CONE WREATHS—SWAGS
CHRISTMAS CORSAGES
CONE TREES AND CENTERPIECES

WILL SHIP

List on request

7808 Tacoma Ave., Tacoma, Wash.

Floyd and Hazel Keller

HARDY CYCLAMEN

We handle all species and varieties in commerce.

Send NOW for complete list. Our prices are very reasonable, for example:

- 12 Cyclamen Neapolitanum large tubers, \$2.50
- 12 Cyclamen Europeum large tubers, \$2.50

DELKIN'S BULBS

4205 Hunts Point Road
Bellevue, Washington

It Is Bulb Planting Time

NEWEST DAFFODIL HYBRIDS

10 of the best selected-different forms & colors (they look like orchids)
\$2.00

Limit—10 to a customer

JAC LEFEBER & SONS

Lake Hills Bulb Farm & Nursery
Importers and Hybridizers since 1914
15424 S.E. 16th, Bellevue, Wash.


SH 6-4207

When buying anything advertised in these pages, please say you saw the ad in the *Primrose Quarterly*.

KILL SOIL PESTS

INSECTS
DISEASES

with



Miller's GARDEN
SOILDUSTO



Heather

Ground Covers

Hardy Cyclamen

Plastic seed flats

50c each

L. N. ROBERSON COMPANY

1539 E. 103rd St.

Seattle 55, Wash.

ORDERING INSTRUCTIONS

Better handling is given to gift packages if sent by Railroad Express or *Special Handling* if sent by Parcel Post. Please include complete address of recipient, message you wish on card—or enclose your own card—Indicate when to ship and whether R. R. Express, Parcel Post, Air Mail or Air Express, etc.

SPRING HILL FARM

WE OFFER THE FOLLOWING SUGGESTIONS FOR CHRISTMAS

Box of Holly and greens, prepaid	\$3.00 or \$5.00
Box of Holly with wreath	\$5.00, double box \$10.00
Box of six selected Primula, prepaid	\$4.00
Box of six novelty Primula, prepaid	\$6.00
Packet of six different Primula seed	\$5.00

Our new List is out. If you are not on our mailing list we will be glad to send you one. It is larger and includes new listings.

WE USE AND SELL BLUE WHALE

Spring Hill Farm, P. O. Box 42, Gig Harbor, Washington

It's New
LECKENBY'S

CRESCENT WEEDER



Keen-edged, simple to use, long handle, double edged cutter. Leaves dust mulch favorable for plant growth bacteria.

Price—\$2.95

at Garden Stores

or direct by mail from
Harry N. Leckenby Co.
Duvall, Wash.

When buying anything advertised in these pages, please say you saw the ad in the *Primrose Quarterly*.



PRIMROSES AZALEAS

Glenn Dales
Gables
Dutch Hybrids
Exbury

Choice Ornamentals and
Rockery Plants

JONES NURSERY

(Formerly Bartoo's Gardens)

6210 S. 286th—Kent, Wash.
2½ miles south Kent, West Valley Highway

SPENCER POTTERY

HANDCRAFTS FOR CHRISTMAS

lanterns
patio bells
flower containers

Visit Our Studio

Tuesday through Saturday 10-6
4861 So. 144th St. CH 2-4440
Seattle, Washington

P
S
A
T
G
R
O
A
D
I
A
N



HANNON ACRES 17300 S.E. Oatfield Road Portland 22, Oregon CANDELABRA AND OTHER PRIMROSE SEEDS

CANDELABRAS: Bartley Strain pulverulenta, anisadora, Bulleyana, burmanica, heledoxa, Japonica and pulverulenta.

PAGODA HYBRIDS: Fujiyama (white), Celestial Rose, Cloissoni Pink, Manchu Yellow, Imperial Red, Mandarin Orange, Oriental Apricot, pastel and lavender shades.

FLORIDAE HYBRIDS PR. POISONI
PR. ROSEA "Delight" PR. SIEBOLDI (mixed)
Separate colors, or mixtures of above \$1.00 pkt.

**MIXED EVERGREEN WREATHS
LEISERLAND**

\$5.50 \$6.50 \$7.50 (plus 4% sales tax)
Packing 50c plus postage
CUT HOLLY

PRIMULA GARRYARDE VARIETY GUINEVERE
One year clumps—not single crown division—\$2.50 plus tax
2912 Northwest Ave., Bellingham, Wash.
Shipped Anywhere

We will enclose a card for you or enclose the card you send
Send for our Christmas Specialties List: Wreaths, Plaques, Swags, Corsages,
Roping, Tracery, Mantle Decorations, Della Robia Wreaths and Plaques.



LIQUINOX
THE ALL-PURPOSE BLUE RIBBON FERTILIZER

Contains Yucca Extract

10-10-5
0-10-10

Pint	Quart	Gallon
.85	\$1.50	\$3.95

KEIFFER'S NURSERY

Kirkland, Washington

VA. 2-5326



**PRIMROSES AND SLUG-FEST
GO TOGETHER**



- The New Liquid Control Developed by Regional Chemical
- Safe for Pets, Children, Plants and Lawns
- Leaves no residue; no unsightly piles
- Kills on contact
- Applied with sprinkling can or hose applicator
- Liquid formula allows treatment of large areas

In Western Canada, buy as
"Later's Slugfest"

MAIL ORDER PRICES

4 oz.	\$.97	16 oz.	2.95
8 oz.	1.69	32 oz.	4.95

plus shipping costs

At all better
garden supply houses

A product of
Regional Chemicals

14756 - 27th Avenue N.E.
Seattle 55, Wash.



People And Flowers In The News



Robert McCord

With a magnificent view of Puget Sound Robert McCord of Kingston, Wn. should be content to just sit and look—but not Bob. He has been raising primroses for many years and, although it involves a lengthy drive and ferry trip, he attends meetings of the W. S. Primrose Society in Seattle. His latest project is building himself a new house. His formula for finding time for gardening and building is simple: "Have just one dish and place setting of silver. You'll never be bothered by a sinkfull of dirty dishes." Others who live alone and like it may find this a valuable philosophy.



One of the primulas used on Elmer Baldwin's cards.

Artist Too—Mr. Elmer Baldwin of Syracuse, New York, was asked some time ago where one could buy stationery with primrose illustrations. He did not know and so began making it himself. It takes thirty minutes to paint one and they are beautifully done in oil color. This is the ideal gift for the friend "who has everything". One wonders how our Chairman of the Seed Exchange can find time to do everything he does and do it all so well. His advertisement appears in the *Market Square* section.

R. F. Michaud Reports—


When told that the suggestion would be made to members to give plants, etc. for Christmas gifts this year Frank Michaud of Alpenglow Gardens wrote the following: "The giving of plants as Christmas gifts is very popular in the Old Country, especially in England. There is no reason why it should not be the same here. I am sure that many people would be pleased to receive either plants or a gift certificate if shipping was not possible at that time.

Double Jack-in-the-Green Juliae—National President Mrs. John Siepman is the proud owner of this rare plant, given to her by the late Peter Klein of Tacoma. The Juliannas are Mrs. Siepman's favorite primroses.



Double
Jack-in-the-Green Juliae
Photo courtesy Orval Agee


Acaulis, Polyanthus or Candelabra?—This bright orange oddity was brought to the National Banquet where Mr. Orval Agee took the photograph.




Three stalks exhibited acaulis, polyanthus and candelabra characteristics.

A Tip From Sky Hook Farm

Alice Hills Baylor of Sky Hook Farm, Johnson, Vt. strongly urges fall planting for the East, and especially the South. Mrs. Baylor states "There are so many people who do not order plants until they see some in bloom in a garden."



Primula Amethystina
Sub-Sp. Brevifolia
Showing inward leaf folding.



Seedlings of Primula
Amethystina Sub-Sp. Brevifolia.
Showing range of poise in the leaves.

Roland E. Cooper has sent the above photographs to illustrate his article *LEAF-FOLDING IN AMETHYSTINAE PRIMULAS: ITS VALUE TO THE GARDENER* which appeared in the summer 1960 Quarterly, Vol. XVIII #3.



Write for the Free Flyer on efficient Foliar Feeding for the entire Garden including lawns, tender plants from which cuttings are to be made, and perennial borders, In less than one half hour for the average footage.

Take primroses into the winter, not lush, but fed to withstand the rigors of cold and heaving, by having built protoplasm with the effective emulsified bone and baleen in Liquid Whale.

Sheet compost over entire garden with leaves about 2 inches thick. Cover with a spray of Liquid W H A L E to dampen well (1 tablespoon to the gallon) and then cover thinly with soil. After the first freeze, draw this material up over the frozen plants adding wood ashes or crushed rock, if available, to aerate. If you have not neglected to water your primroses during the summer (thus causing their carrot-like root to be like a woody turnip) this treatment should insure safety for the winter and beauty in the spring.

All plant foods from natural sources, i.e. manure, B L U E and Liquid W H A L E and the very few unadulterated Fish products, only feed when the weather is right—as nature intended—thus insuring against lush growth when the product is balanced, as is Blue Whale and its companion in Quality, Liquid W H A L E. If unavailable at your Garden Store, send \$1. for a 12 ounce can of Concentrated Liquid W H A L E (enough for the basic fall feeding for an average garden) and/or \$3.25 for a sack of B L U E W H A L E packed to weigh approximately ten pounds.

Acme Peat Products of Canada, 687 #7 Rd., Dept. P-100, Richmond, B.C.



Bob Funkner designed this plot for the Oregon Primrose Society Show—1960
Photo Courtesy Orval Agee

Introducing . . .

Albert "Bob" Funkner of The Lath House

One of the most promising young men in the primrose business is Bob Funkner of *The Lath House*, Rt. 2, Box 238, Boring, Oregon. Several years ago he failed to follow the doctor's advice to quit his job in a sawmill. There followed an ulcer operation and period of recuperation and a realization that he could not return to his former job and maintain his health.

To quote Bob, "I had started collecting primrose plants about sixteen years ago as a backyard hobby. Before long these multiplied to the point where I had too many for my own use. Following my illness, my wife Lorea suggested that I turn my hobby into a business. I needed no further urging.

"We had ten acres to begin with and it has increased to twenty-seven. Three-fourths of an acre is in orchard and this is where I grow my primroses.

"We sold directly from the garden the first year and then built a 16x48-foot lath house. I have a 12x14 greenhouse, but it should be larger. A 12x16-foot plastic house supplements the greenhouse.

"My wife Lorea is a third grade teacher. She shares my enthusiasm for flowers and helps me in all phases of my work.

"This is the third year for *The Lath House*, and I wouldn't go into any other business. There is real satisfaction in growing things. To be able to put a seed in the ground and have a plant appear is a constant source of pleasure. I have met many wonderful people since I started *The Lath House*. They all have one thing in common—gardening.

"During the fall I am busy taking fuchsia and geranium cuttings. I will plant my primrose seeds in February. I am trying the University of Califor-

nia soil mix this year in potting up some of my primroses. So far they are doing well, but next spring I will report on the final results."

Bob raises choice delphiniums, geraniums, fuchsias, dwarfed sweet william, heathers, rhododendrons, azaleas and pernettia besides his many primroses.

He attended his first primrose show in Kirkland, Wn., in 1958. His display at the Milwaukie, Oregon, Primrose Show was outstanding.

From One Editor To Another

Mr. T. Meek, Editor,
The National Auricula &
Primrose Soc. (Northern Section)
Stillingfleet, York

Dear Mr. Meek,

Congratulations on another excellent yearbook. I am looking forward to the second part in the early fall. How you manage to combine so much valuable information with such delightful humor is a puzzle to me. Are you sure you don't have a *Jerome K. Jerome* contributing under a pen name? I enjoyed the cuts from the *Manchester Guardian*. Any contributions from you, or any of your writers, would be greatly appreciated by our Quarterly.

NANCY FORD, Editor,
A.P.S. Quarterly

The 1960 Year Book of the National Auricula & Primula Society (Northern Section) may be obtained by sending \$1.00 to Mr. R. H. Briggs, "Springfield" Haslingden, Rossendale, Lanes. The first part is a 72-page book packed with interest, especially to the auricula grower. The second part, issued in September, is equally good.

A Letter from Elgin, Illinois

Dear Mrs. Ford,

Thank you for the packet of Fertosan. It has been put to work.

Last summer I made a new primrose planting using Fertosan directly in the soil mixture. This spring the results were excellent. I shall extend the planting, and therefore request that you send me seven more packets. I enclose my check in payment.

Fertosan cannot be found here. It has given better results than the other more expensive compost ingredients available.

Until reading about it in your letter I did not know about Fertosan MYCO. When it is available I should like to try some.*

I am going to try Fertosan on the primrose seedlings growing under electric light in the basement. If it is useful in the greenhouse, perhaps it will be successful there.

Thank you very much for your kindness.

Very truly yours,
R. S. LEHMANN

*There are four Fertosan products; Fertosan Regular compost accelerator (see ad) which will decompose all organic matter from weeds and leaves to corn stalks in only six weeks; Fertosan Myco compost accelerator which was developed to handle tough fibrous tropical material such as sugar cane, banana stalks, pineapple tops, etc. People who have large quantities of material to decompose—parks, golf courses and large greenhouse operators prefer to use the Myco; Fertosan Poultry Land Cleanser, which is put up in sizes to treat 500 or 2,000 sq. yards and one acre; and Fertosan Septic Tank Conditioner which is put up in one size only—sufficient for the ordinary domestic tank. Members may write to the Editor for the above products, wholesale dealers should contact MacDonald & Wilson, Limited, 562 Beatty St., Vancouver 3, B.C.

See Back Cover Ad



FERTOSAN
COMPOST ACCELERATOR
**TURNS GARDEN
RUBBISH INTO
RICH MANURE
IN
5 to 6 WEEKS**

Get Fertosan from
your local seedsman
or hardware.

Fertosan Compost Accelerator, West Jordan, Utah

O. A. Moore, Colloidal Soil Service, College View Station,
3827 South 52nd Street, Lincoln 6, Nebraska

Clair W. Stille, 137 Bassett Avenue, Lexington 27, Kentucky

Solly's Puget Sound Seed Company, 1530 Westlake Avenue North, Seattle 9, Wn.

DUNN SALES LIMITED

310 King Street East, Toronto 2, Ontario

140 St. Paul Street West, Montreal 1, P.Q.

CANADIAN ORGANIC DEVELOPMENTS LTD.

306 Burns Building, Calgary, Alberta

MACDONALD & WILSON LTD.

562 Beatty Street, Vancouver, B. C., Canada

Special to A.P.S. Members

Members of the American Primrose Society are given a special advantage in the purchase of Fertosan. Packets of the size necessary to reduce one ton of waste material to compost in the six-week period,

sold in the State of Washington at \$1 a packet, may be obtained for 60c, post prepaid, from the office of the A. P. S. Quarterly, at 2406 Boyer Ave., Seattle 2, Washington. Washington State purchasers should include sales tax.