

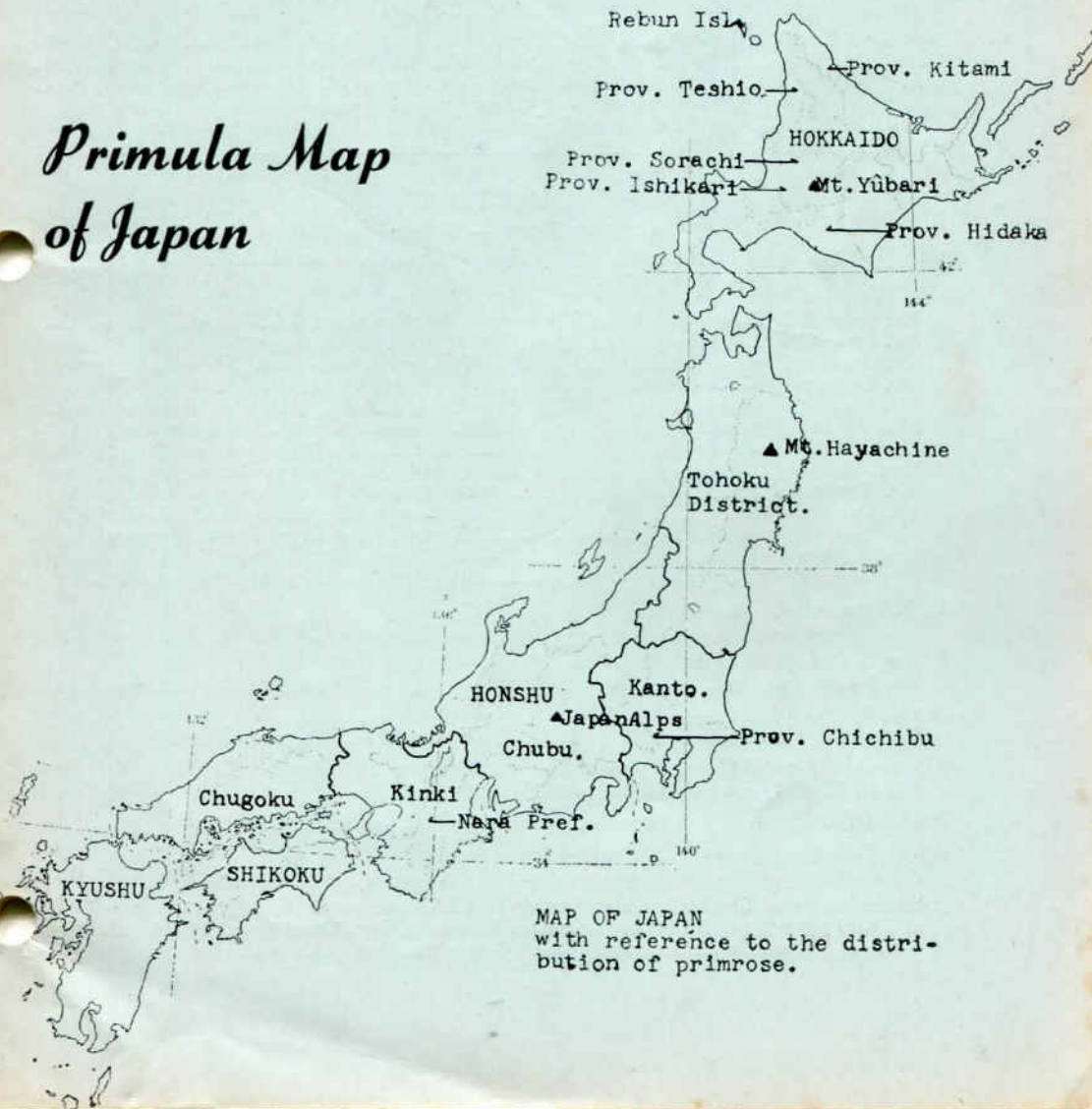
# Quarterly of the American Primrose Society

Volume XV

SUMMER, 1957

Number 3

## *Primula* Map of Japan



OFFICERS—AMERICAN PRIMROSE SOCIETY

President—Cyrus Happy III.....4 Country Club Drive, S.W., Tacoma 99, Washington  
 Vice President—Herbert H. Dickson.....13347 56 Avenue South, Seattle 88, Washington  
 Rec.-Sec'y.—Mrs. John Siepman.....3616 N.E. Bellevue-Redmond Rd., Kirkland, Washi  
 Treasurer—Mrs. Orval Agee.....11112 S.E., Wood Avenue, Milwaukie 22, Oregon  
 Corresponding Secretary—Mrs. P. B. Charles.....875 84th N.E., Bellevue, Washington

REGIONAL VICE-PRESIDENTS

Ross Willingham—Pres. Wash. State Primrose Society.....13310 20th S., Seattle 88, Wash.  
 Benjamin L. Hoag—Pres. Onondaga Primrose Society.....101 Cedric Ave. Nedrow, N. Y.  
 Leonard R. Rigby—Pres. Tac. Primrose Soc. 8403 Bridgeport Wy., S.W., Tacoma 9, Wn.  
 Mrs. A. L. Durkee—Pres. E. Side Garden Club.....3015 118 S.E., Bellevue, Wash.  
 Mrs. Walter Roe—Pres. Clark County Primrose Soc.....Rt. 5, Box 562, Vancouver, Wash  
 Mrs. B. F. Hannah—Pres. Friday Harbor Primrose Club.....Friday Harbor, Wash.  
 Mr. Robert Saxe.....116 Eleventh Ave., San Francisco 18, California  
 Mr. Robert W. Fleming.....3100 Leighton Avenue, Lincoln, Nebraska  
 Mr. Douglas W. Duncan.....521 E. Windsor Rd., North Vancouver, B. C., Canada  
 Mr. Chester K. Strong.....Box 126, Loveland, Colorado  
 Mr. Robert Luscher.....Thedford P O., Ontario, Canada  
 Mrs. Richard Wetzell.....1001 Reading Blvd., Wyomissing, Pennsylvania

DIRECTORS

Mrs. Lew Levy (Florence), Gresham, Ore. Mr. Ross Willingham.....Seattle, Wash  
 Mr. R. M. Bellis.....Tolovana Park, Ore. Mr. Wesley Bottoms.....Tacoma, Wash.  
 Mrs. Otto Zach.....Portland, Ore. Mr. James W. Watson.....Vancouver, B. C.  
 Mr. Wayne Arnold, Milwaukie, Oregon, Past President, *Advisory Member*  
 Mr. Charles E. Gilman, Redmond, Wash., Editor, *Voting Member*

QUARTERLY

FLORENCE LEVY — *Editor Emeritus*

Editor—CHARLES E. GILMAN 18680 Conrad Olsen Road, Redmond, Washington

Regional Editors—

Mr. Roland E. Cooper....."Blythwood" 40, Grosvenor Rd., Westcliff, Essex, Eng.  
 Mr. Leo Jelitto.....(14a) Stuttgart-N, Hoferstrasse 2, Stuttgart, Germany  
 Mr. Aymon Correvon....."Floraire" Chene-Bourg, Geneva, Switzerland  
 Mr. Verne Benedict.....30665 112th St., Auburn, Washington  
 Mr. Frank F. Beattie.....Rt. 3, Dundas, Ontario, Canada  
 Miss Alida Livingston.....Remsen's Lane, Oyster Bay, Long Island, N. Y.  
 Mrs. Doretta Klaber.....Rt. 1, Quakertown, Pennsylvania  
 Prof. Walter C. Blasdale.....2514 College Ave., Berkeley 4, California  
 Mr. Elmer Baldwin.....400 Tecumseh Road, Syracuse 10, New York  
 Mr. David Barton.....Rt. 2, Vancouver Island, Royal Oak, B. C., Canada  
 Mrs. Ralph Van Kirk.....355 Spring Creek Drive, Eugene, Oregon  
 Mrs. Eugene C. Conboy.....3250 S.E. Marine Dr., S. Burnaby, B. C., Canada  
 Mrs. Dale Worthington.....6016 Jennings Avenue, Portland 22, Oregon

U. S. Research Editor—

Mr. Wilbur Graves.....Rt. 1, Box 189, Roy, Washington

Editor in Charge of Translations—

Mr. Robert Luscher.....Thedford P.O., Ontario, Canada

British Research Editor—

Captain C. Hawkes....."Brown Roof," Stapeley, Nantwich, England

All material for the Quarterly should be sent direct to the Editor's Office,  
 18680 Conrad Olsen Road, Redmond, Washington

British Subscription price (including membership): 1 pound per year

British Representative and Treasurer—

Mr. Norman Lawfield.....345 South Lane, New Malden, Surrey, England

Subscription price (including membership): \$3.50 per year. Old Quarterlies available  
 at \$1.00 per copy or \$3.50 per volume. Treasurer, Mrs. Orval Agee, 11112 S.E. Wood  
 Avenue, Milwaukie 22, Oregon. (Free 44-page planting guide with new memberships.)

Quarterly

of the

American Primrose Society

Volume XV

SUMMER, 1957

Number 3

CONTENTS

	<i>Page</i>
Cover: Primula Map of Japan . . .	
Officers and Directors of A.P.S. Editorial staff of Quarterly.....	Page 2 of Cover
Primroses of Japan.....	<i>Yoshiharu Matsumura</i> 90
Denna Snuffer Wins American Primrose Society's 1957 Hybridizing Award .....	<i>Florence Levy</i> 99
Auricula "Lancashire Hero" .....	<i>Dan Bamford</i> 103
Growing Suggestions from Here and There.....	105
A Plea from the President.....	<i>Cyrus Happy III</i> 107
Account of This Spring's Shows .....	108
Auriculas in America .....	<i>John Shuman</i> 114
Sir William Wright Smith .....	<i>Dr. H. R. Fletcher</i> 116

THE PRIMULA MAP OF JAPAN on the cover was sent to the Quarterly by  
 Mr. Matsumura, who also furnished the beautiful line drawings illustrating  
 his article.

*The Quarterly of the American Primrose Society* is owned solely by the Society, which is incorporated  
 under the copyrighted name AMERICAN PRIMROSE, PRIMULA AND AURICULA SOCIETY.

The editor is Mr. Charles E. Gilman, 18680 Conrad Olsen Road, Redmond, Washington.

It is published at the Seattle Printing & Publishing Company, Seattle, Washington.

Published four times a year: Winter, Spring, Summer, Fall.

Copyright 1948 by American Primrose Society

Entered as second-class matter at Seattle, Washington, under the Act of March 3, 1879.

## Primroses of Japan

Mr. Matsumura is a botanist, specializing in taxonomy. He did graduate work at Colorado A. & M. College, Fort Collins, Colorado. Shortly after his return to Japan, his work *The True Aquatic Vascular Plants of Colorado* was published as technical bulletin No. 57 by the College.

By YOSHIHARU MATSUMURA

PRIMROSE LOVERS IN JAPAN have been growing them for many decades and have learned to grow them very well. There are two Primrose Societies in Japan at the present time, one in Kanto district (Chiba prefecture) and the other in Kansai (Kyoto prefecture). However, most of them are concentrating on *Primula Sieboldi* and its many variations. Dr. Owhi describes fourteen species of Primroses native to Japan in his splendid work "Flora of Japan," 1956, and he added a few varieties in some species.

Geographically, the Primroses of Japan are found mostly in the north, with only a few native to the southern islands of Shikoku and Kyushu. *P. Sieboldi* is the only one found at sea level and low altitudes, all the rest growing by mountain streams and lakes in peaty soil or in subalpine

scree, with the exception of a few found in the mountain forests.

The writer would like to describe each of the species taxonomically and add a few ecological remarks. He wishes to express his appreciation to the authors of many books of reference and especially to Mr. Kubota, who kindly offered the photographs.

### EXPLANATION OF EACH SPECIES

*P. japonica* A. Gray.

Japanese name: Kurinso, means *nine storied whorl primrose*.

Probably the tallest of all the genus. Bloom pink or whitish pink in the wild, whereas cultivated ones are white and white with red margin, etc.

Flower: June to July.

Locality: H o k k a i d o, Honshu, Shikoku.



*P. cuneifolia* Ledeb. var. *hakusanensis*, Makino. In natural habitat on Mt. Shirouma in Japanese Alps. Courtesy H. Kubota.



*P. japonica* A. Gray.  
Courtesy T. Terasaki.

Habitat: Swamp or wet slope of valley, pond or lake side of mountains of temperate zone up to the subalpine zone.

Distribution: Japan, Taiwan (Formosa)

Cultivation: Easy if planted in the same habitat as of the wild, using sandy peat soil with good drainage. Propagation is by dividing and seeding. In the landscape garden, plant at the side of a small ditch or shallow pond and *P. japonica* will do well in either full sun or part shade.

Appearance of plant is unique because of the inflorescence which has many storied Whorls. Plant glabrous; leaves membranaceous, large spatulate form, has an irregular acute dentate margin, round or very obtuse at the top and gradually cuneate winged to the petiole which is very short, 15-40 cm. long; flower stalk 20-60 cm. long, inflorescence has 3-7 storied whorls; calyx is bell shape, sepal wide triangular and acute, yellow powder inside; corolla 2-3 cm. in diameter, pink or whitish pink in the wild, whereas cultivated ones are white with red margin, etc., petal obovate at the top.

*P. cuneifolia* Ledeb.

—*cuneifolia* var. *Dubyi* Pax.

Japanese name: Ezo-kozakura, means *small Primrose grow in Hokkaido* (Ezo).

Widely cultivated by many Primrose lovers. Bloom is pink or whitish

pink, throat yellow. White is found but rarely.

Flower: July to August.

Locality: Alpine zone of Hokkaido (all through the Province).

Habitat: Wet slope of alpine zone about 7,600 feet above sea level.

Distribution: Saghalien, Kuriles, Okhotsk, the Aleutians, Alaska.

Variety and forma:

var. *hakusanensis* (Fr.) Makino

—*P. hakusanensis* Fr.

—*P. cuneifolia* auct. *hondo* vix Ledeb.

—*P. cuneifolia* var. *tanigawaensis* Tatew.

Japanese name: Hakusan-kozakura, means *small primrose ordinarily found on Mt. Hakusan*.

The variety has longer leaves which are more dentate, has longer pedicels than the species and has more flowers.

forma *albiflora* Tatewaki is found rarely on Mt. Kurodake in the Daisetsu Mountain range mixed with the common ones.

Widely cultivated by many primrose lovers or amateurs. Glabrous perennial herb; leaf smooth succulent, obovate at the top and cuneate at the base gradually winged and united to the petiole, few dentate roughly at

*P. cuneifolia* Ledeb. var. *hakusanensis* (FR.) Makino.

Drawn by Y. Matsumura—dry specimen, collected at Mt. Shirouma in Japanese Alps.





*P. nipponica*



*P. yuparensis*

the margin on the upper half, 1-5 cm. long; 1-2 cm. wide; flower stalk 14 cm. high, 1-6 or 9 flowers in umbel, flower 1.5-2 cm. in diameter, and the color is pink or whitish pink, throat yellow. Rarely white one exists.

*P. nipponica* Yatabe

Japanese name: Hina-zakura, means *Princess like delicate Primrose*.

Good for alpine flower grower. Flowers are white, funnel shaped with yellow throat.

Flower: July to August.

Locality: Northern half of Tohoku district of Honshu.

Habitat: Grouped in the swamp or wet slope of alpine zone.

Distribution: Japan proper.

Somewhat succulent glabrous leaves, spatulate, bushy growing, 3-5 cm. long, simple dentate at the upper half, base cuneate winged to the petiole; flower stalk 5-12 cm. high, glabrous, 2 to several flowers in umbel, corolla white, funnel shape, throat yellow.

*P. modesta* Bisset et Moore var. *Fauriae* Takeda f. *leucantha* Hara in Nemuro, Hokkaido. Courtesy H. Kubota

*P. macrocarpa* Maxim.

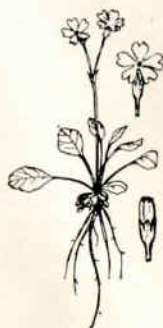
—*farinosa* var. *mistassinica* Makino non Pax.

—*hayachinei* Petitm.

Japanese name: Hime-kozakura, means *Princess like small Primrose*.

Rare charming smallest perennial herb, widely cultivated. Bloom white with yellow throat.

Flower: June.



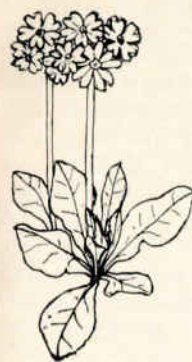
*P. macrocarpa*

Locality: Mt. Hayachine, north of Honshu.

Habitat: Grassland of alpine zone with moderate moisture.

Distribution: Japan proper

Leaves glabrous round somewhat rhombic base suddenly cuneate narrowly winged to the petiole, irregular acute dentate at the margin, blade 7-15 mm. long, more or less 3 cm. long to include petiole and 5-10 mm. wide, light green on the lower surface; flower 1-4 on a stalk which is 5-10 cm. high, pedicel 7-20 mm. long, corolla white 10 mm. in diameter, throat yellow, calyx tube 4-6 cm. long, 5-lobes; capsule cylindrical 6-8 mm. long.



*P. modesta* var. *Matsumurae*

*P. modesta* Bisset et Moore.

—*farinosa* L. var. *luteo-farinosa*, forma *japonica* Fr. et Sav.

—*farinosa* L. var. *modesta* (Bisset et Moore) Makino.

—*modesta* var. *shikoku-montana* Miyabe et Tatewaki.

Japanese name: Yukiwari-so, means *Primrose comes up out of snow*.

Small perennial herb with compact yellow powder on the under side of the leaves. Blooms are whitish purple, purple or blue, rarely white.

Flower: May to June.

Locality: Hokkaido, Honshu, Shikoku, and Kyushu.

Habitat: Grows and blooms in rocky thaw places on the mountain of alpine and subalpine zone.

Distribution: Saghalien, the Kuriles, Korea, and Japan.

Cultivation: Pot culture using sandy peat soil.

Leaf broad oblanceolate or cuneate, winged down to the long petiole sometimes keeping the old leaves to the next year, dentate at the margin, 3 to 10 cm. long, 1-1.5 cm. width, with compactly yellow powder on the lower surface; flower stalk about 12 cm. long, about 10 flowers in umbel, calyx bell shape, sepal oblong elliptic, corolla 15 mm. in diameter, whitish purple, purple or blue, rarely white; capsule short cylindrical 5-8 mm. long.

Varieties:

(a) var. *Fauriae* (Fr.) Takeda

—*P. Fauriae* Fr.

—*P. farinosa* var. *Fauriae* (Fr.) Miyabe

—*P. Fauriae* var. *samanimontana* Tatew.

—*P. modesta* var. *samanimontana* (Tatew.) Nakai

Japanese name: Yukiwari-kozakura, means *small Primrose comes out of snow*.

Grows in northern Honshu, Hokkaido and the Kuriles. Flowers in June to July. Rarely white one which is called f. *leucantha* Hara.

Leaf broad ovate, base sharply cuneate and winged to the petiole.

(b) var. *Matsumurae* (Petitm.) Nakai

—*P. Matsumurae* Petitm.

Japanese name: Rebun-kozakura, means *native to Rebun Island*.

Plants grow somewhat thickly, flowers numerous, found in Rebun Island and Province Teshio of Hokkaido.

Leaf oblanceolate, gradually winged to the petiole.

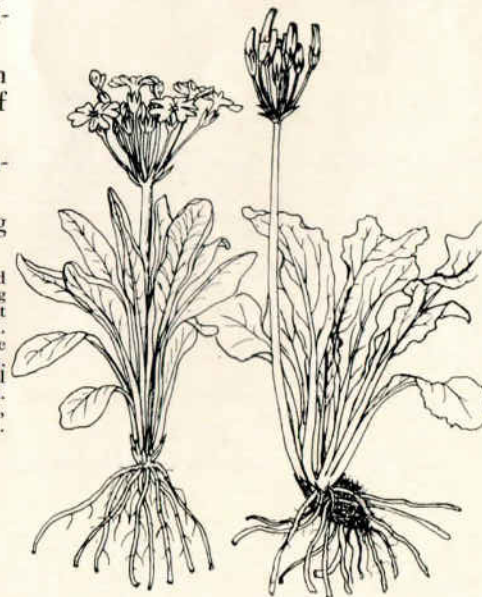
*P. yuparensis* Takeda

Japanese name: Yubari-kozakura, means *grow on Mt. Yubari*.

Very rare, closely resembling *P. modesta*, but powder is whitish, not yellow. Blooms whitish pink purple.

Flower: July to August.

Locality: Mt. Yubari, Hokkaido.



*P. modesta* Bisset et Moore var. *Matsumurae* Nakai. Courtesy T. Terasaki



Habitat: Alpine zone where the underground water is plentiful and soil is gravelly.

Distribution: Japan proper.

Leaves several, broad lanceolate or somewhat spatulate, cuneate 1.5-3 cm. long, 1-1.5 cm. wide, obtuse at the top and denticulate diversely; flower stalk 4-6 cm., flower 2-3 apically, calyx 7mm. long, slightly powdered, corolla whitish pink purple, 1.5 cm. in diameter, tube twice as long as calyx.



*P. sorachiana*

*P. sorachiana* Miyabe et Tatewaki

Japanese name: Sorachi-kozakura, means named on Province Sorachi.

Glabrous small perennial herb that blooms with a purplish red flower.

Flower: May.

Locality: Kanayama, Province Ishikari, Hokkaido.

Habitat: ?

Distribution: Japan.

Leaf 1-2 cm. long, 5-10 mm. wide, elliptic spatulate or rhombic spatulate, apex obtuse or round, dentate only at the upper part, powder white on lower surface, petiole winged and same length of blade; flower stalk 3-4 cm. high, flower more or less 10, apically with slightly white powder, corolla purplish red, 10-13 mm. in diameter, tube twice as long as calyx which is 4-5 mm. long; sepal acute linear lanceolate. Capsule same length as calyx.

*P. Sieboldi* E. Moore

—*cortusoides* auct. japon. non Linn.

—*patens* Turcz. (nom) ex Trautv.

—*cortusoides* var. *patens* Turcz.

—*cortusoides* *Sieboldi* (E. Moore) Nicholson

—*gracillis* Stein

Japanese name: Sakuraso, means cherry (sakura)-like-herb (so)

Most popular Japanese Primrose which has been cultivated and im-

proved by many Primrose lovers for a long time. The history of cultivation has been traced to old literature called KADAN KOMOKU, 1681, in Japan. According to the Horticultural Encyclopedia of Japan, it has now more than 570 horticultural varieties on account of its color, shape, size, number, etc., of flowers and form of margin, shape and number of petals, etc. The national monument was founded for this at Tashimanohara and Mimi-yamura of Saitama prefecture in 1932.

Flowers are whitish pink or white or reddish purple with many intermediate forms. The whole plant is covered with whitish multicellular pilous hairs.

Flower: April to May.

Locality: Southern part of Hokkaido, Honshu, Shikoku, and Kyushu.

Habitat: Swamps, low grassland or river-side swamps.

Distribution: Japan, Korea, and East Siberia.

Cultivation: Plant in a special pot which is baked hard; use soil mixed with field soil, sand and humus or



*P. Sieboldi* E. Moore.  
Courtesy T. Terasaki

peat, half and half, manured diluted decayed oil cakes. Propagation by dividing in early February or October to November. Seeding only to get new varieties. Sow the seed in late January by the same method used for other Primroses. Flowers will be expected two years after seeding. Frost protection is needed.

The whole plant covered with whitish multicellular pilous hairs; rhizome very short creeping; leaf long stalked, ovate or deltoid ovate or ovate elliptical, rugosus on the upper surface, obtuse at the top and slightly cordate at the base, slightly serrate and irregularly dentate, 4-10 cm. long, 3-6 cm. wide, petiole 1-4 times as long as blade; flower stalk 15-40 cm. long, flower 7-20 in umbel, bract narrow lanceolate, pedicel with granule-like hair, 2-3 cm. long, calyx 8-12 mm. long, tubular or funnel-like, 5 lobes about 1/2 to 2/3 depth, sepal acute lanceolate, corolla whitish pink or white or reddish purple with many intermediate forms, 2-3 cm. in diameter, tube 10-13 mm. long; capsule pyramidal flat cubic, 5 mm. in diameter.

*P. hidakana* Miyabe et Kudo

Japanese name: Hidaka-sakuraso, means native to Province Hidaka, Hokkaido.

Flower red with yellow throat.

Flower: May.

Locality: Mt. Hidaka, Hokkaido.

Habitat: On rock or rock crevices in the valleys of alpine zone.

Distribution: Japan proper.

Rhizome reclining, hard, covered with brown scales, old petiole remains until the next year; leaves 1-3, round or kidney shaped, cordate, 1.5-4.5 cm. long, 2-5.5 cm. wide, slightly 7-lobed palmately, coarse hairy on the upper surface or glabrous ciliate at the margin and on the vein of lower surface, each lobe deltoid with irregular teeth, petiole 3-17 cm. long, hairy at the upper part; flower stalk higher than the leaf 5-12 cm. long, glabrous, flower 1-2, bract small lanceolate, ciliate at the margin, pedicel 1-2 cm. long, calyx has short hair, tubular 6-7 mm. long, 5-lobed about 2/3 depth, sepal obtuse, hair at the margin; corolla red, 2.5 cm. in diameter, tube about 1 cm. long, throat yellow; capsule long elliptic, twice as long as calyx which is 11-13 mm.

Variety: var. *kamuiana* (Miyabe et Tatew.) Hara.

—*P. kamuiana* Miyabe et Tatewaki

Japanese name: Kamui-kozakura. Grows on Mt. Kamuiekushikaushi and Mt. Petegari, Province Hidaka, Hokkaido.

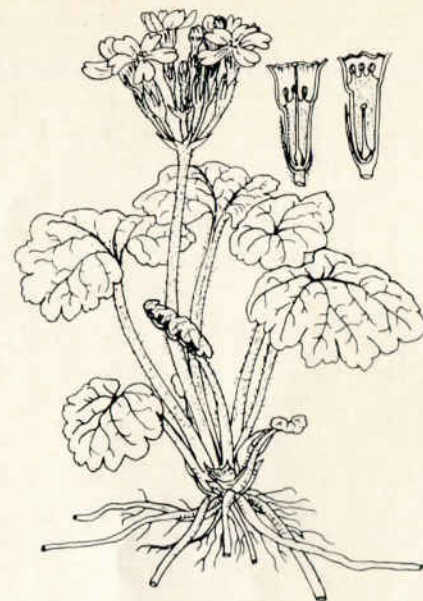
*P. jesoana* Miq.

—*hondoensis* Nakai et Kitagawa

—*jesoana* var. *glabra* Takeda

Japanese name: O-Sakuraso, means big primrose;

Miyama-sakuraso, means prim-



*P. jesoana* Miq. var. *pubescens* Takeda et Hara. Courtesy T. Terasaki.

rose grown in deep mountains (miyama).

Flowers dark reddish purple.

Flower: July to August.

Locality: Northern Honshu, Hokkaido.

Habitat: Under the deciduous forest of subalpine zone.

Distribution: Japan proper.

Variety:

var. *pubescens* (Takeda) Takeda et Hara

—*P. jesoana* Miq. forma *pubescens* Takeda

—*P. jesomontana* Nakai et Kitagawa var. *nudiuscula* Nakai et Kitagawa

—*P. jesoana* var. *pubescens* forma *nudiuscula* (Nakai et Kitagawa) Hara.

Japanese name. Ezo-o-sakuraso (Ezo is Hokkaido)

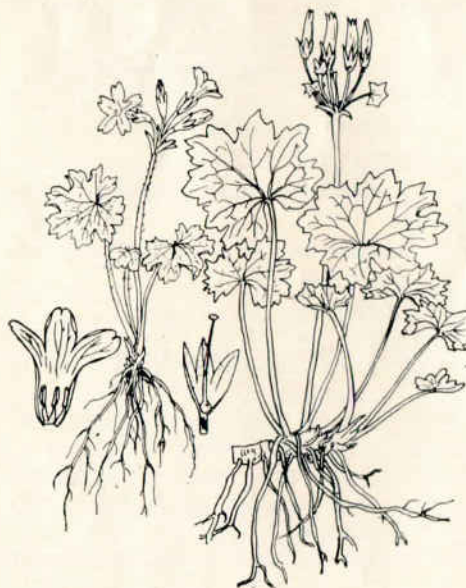
Petiole, flower stalk and pedicel pilous, grows in Hokkaido.

Occasionally a white one which is named forma *albiflora* Tatew.

Cultivation: Half shade, moist place is best for growth. Put it in a cool

place especially in summer: use good drainage soil, preferably bottom-watering if pot-cultured. Best soil is mixed peat, sand, and sphagnum with small amount of tiny gravel. Propagate by dividing stock in March or October or by seeding immediately after collecting. Soon after flowering, transplant it to gravel with bottom water in order to protect from summer decay. Sow the seed on bed in which fine cut sphagnum is mixed with about the same amount of sand; hold till spring as germination will not take place until the next March or April; flowers two to three years after germination.

Perennial herb. Leaf with long glabrous stalk, blade round kidney shape about 10 cm. in diameter, slightly palmate lobed, each lobe somewhat deltoid, serrate dentate; flower stalk glandular pubescent 20-30 cm. long, flower in 1-3 whorls, few flowers radiate on each whorl, corolla high disk shape, dark reddish purple, 5-lobed, each lobe obcordate, 1.5-2.5 mm. in diameter, tube 12-14 mm. long; capsule 7-12 mm. long, ovate oblong elliptic.



*P. Takedana Tatewaki*  
Courtesy T. Terasaki

*P. Takedana Tatewaki*

Japanese name: Teshio-kozakura, means native to Province Teshio, Hokkaido.

White bloom with yellow center.

Flower: May to June.

Locality: Sakkuru, Nupuromapporo, Province Teshio; R. Kikusui (Matsuneshiri), Province Kitami, Hokkaido.

Habitat: Subalpine zone.

Distribution: Japan proper.

Leaf long stalked, round kidney shape, in young membranaceous with pilose hairs on both sides, papery almost glabrous in adult, 3-5 cm. in diameter, palmately 9-11 lobed, each lobe oblong elliptic or elliptic, generally 3-parted, acute or obtuse hard apex, each part deltoid or ovate lanceolate; flower stalk 16 cm. long, pilose as same as petiole, 2-3 flowers in umbel, bract small linear lanceolate, corolla white, and center yellow, petal obovate or long elliptic, 2-lobed at the apex, tube 6-8 mm. long; capsule short cylindrical, about 12 mm. long.



*P. kisoana Miq.*  
Courtesy T. Terasaki

*P. kisoana Miq.*

Japanese name: Kakkoso; Kiso-zakura, means native to Province Kiso, Honshu.

Rare perennial herb, flower purplish red or white with reddish strain.

Flower: May.

Locality: Middle part, that is Japanese alps district and Kanto district of Honshu.

Habitat: Under the deciduous forest of deep mountains. Very humus on the surface of soil with moderate or little to much moisture.

Distribution: Japan proper.

Rare perennial herb thickly covered with pilose hair; leaf long-stalked, round kidney



*P. Reinii Fr. et Sav. var. brachycarpa (Hara) Ohwi in Southern Japanese Alps.*  
Courtesy H. Kubota.

shape, cordate at the base, 5-10 cm. in diameter, slightly palmately lobed, each lobe deltoid and obtuse dentate; flower stalk longer than the leaves, few flowers in umbel, flower purplish red or white with reddish strain, calyx 10-12 mm. long with brown soft hair, sepal linear lanceolate, corolla 2-3 cm. in diameter, tube 15-20 mm. long; capsule shorter than the calyx, ovate cube about 5 mm. long.

Variety: var. *shikokiana* Makino

—*P. shikokiana* (Makino) Nakai

Leaf somewhat tender and yellowish green on the upper surface. Lower surface, on the other hand, purplish green and pilose along vein, flower 5-10 sometimes in two whorls, calyx 12-13 mm. long, sepal lanceolate, growing in deep mountains of Shikoku Island.

*P. tosaensis* Yatabe

Japanese name: Iwa-zakura, means primrose grown on rock (Iwa)

Tosa-zakura, means native to Province Tosa, Shikoku.

Perennial herb with purplish red bloom.

Flower: April to May.

Locality: South of Nara prefecture in Honshu, Shikoku, and Kuvushu.

Habitat: Deep forest of Mountain Zone.

Distribution: Japan proper.

Perennial herb with short rhizome; leaf long stalked, 1-2 times as long as blade, round cordate or ovate cordate, obtuse at the top, 4-7 cm. in diameter, glabrous on upper sur-

face, pilose on the vein of lower surface, slightly serrate at the margin; flower stalk 1-15 cm. high, pilose but glabrous at upper part, bract broad linear, pedicel 2-5 in umbel, 1-2.5 cm. long, flower purplish red, 2.5-3 cm. in diameter, calyx 6-8 mm. long, 1/2-2/3 depth lobed, sepal obtuse and hard pointed end, tube 15-20 mm. long, slender, capsule long pillar shaped, erect and brownish, 1-2.5 cm. long.

*P. Reinii Fr. et Sav.*

—*Okamotoi* Koidz.

—*hondoensis* Nakai

Japanese name: Koiwa-zakura, means small (Ko-) primrose grown on rock (Iwa-)

Miyama - zakura, means primrose grown in deep mountain.

Flower: May.

Locality: Kanto, Chubu (Middle), Kinki districts of Honshu.

Habitat: Deep forest of Mountain Zone.

Distribution: Japan.

Varieties:

(a) var. *kitadakensis* (Hara) Ohwi

—*P. kitadakensis* Hara

—*P. Hisauchi* Miyabe et Tatew.

Japanese name: Kumoi-kozakura, means grown high up to the clouds (Kumoi) is streaming.

- (b) var. *brachycarpa* (Hara) Ohwi  
 —*P. rhodotricha* Nakai  
 —*P. senanensis* Koidz.  
 —*P. tosaensis* forma *brachycarpa*  
 Hara

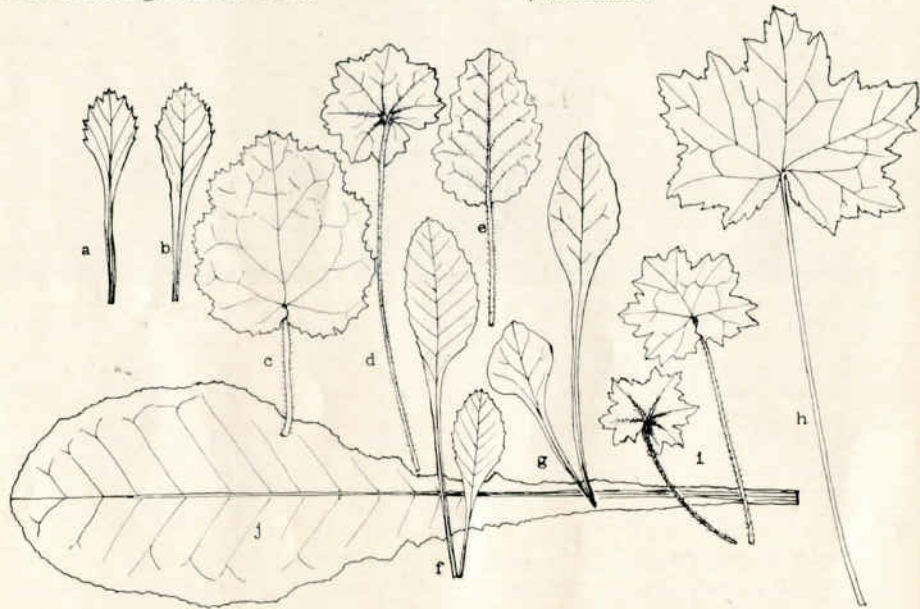
Japanese name: Chichibu-iwazakura, means native to Province Chichibu, Honshu.

- (c) var. *ovatifolia* Ohwi

Japanese name: Nagaba-koiwazakura, means long leaved small primrose which grows on rock.

Cultivation: Pot culture in rockeries, use special soil mixed with peat and sand. Propagate by dividing or seeding.

Commonly cultivated by many growers. Perennial herb with slender rhizome. Whole plant covered with thickly pilose hairs. Leaf long stalked, 1-3 cm. in diameter, roundish or kidney shaped, cordate at the base, slightly serrate to 7-9 palmate, pubescent or almost glabrous on the upper surface and pilose on the vein of bottom half of lower surface; flower stalk 5-10 cm. as long as leaf, flower 2-6 in umbel, corolla 2-3 cm. in diameter, light pink purple, 5 parted and each 2 forked, tube 1-13 mm. long; capsule 5-13 mm. long, oblong elliptic or short cylindrical, light green. White one so-called forma *albiflora* Makino.



*Primula* leaves drawn by Y. Matsumura from his collection. a and b: *P. cuneifolia*, var. *hakusanensis*; c: *P. tosaensis*; d: *P. Reinii*; e: *P. Sieboldi*; f: *P. modesta*; g: *P. modesta* var. *Fauriae*; h: *P. jesoana*; i: *P. Reinii* var. *kitadakensis*; j: *P. japonica*.



IF YOU ARE INTERESTED  
 IN ROCK GARDEN PLANTS  
 THE SCOTTISH ROCK GARDEN  
 CLUB

OFFERS A WELCOME TO OVERSEAS MEMBERS

Interesting and instructive Journals, Seed Exchange and Distribution, and Free advice on cultivation by experts. Annual subscription 10/ or \$1.50. (If paid by check please add .25 for handling). Particulars and enrollment Form from:

HONORARY PUBLICITY MANAGER, JAMES T. AITKEN  
 75 Whitehouse Road, Barnton, Midlothian, Scotland

## Denna Snuffer Wins American Primrose Society's 1957 Hybridizing Award

Presentation Speech At National Primrose Society Banquet, Tacoma, Wash.

By FLORENCE LEVY

Tonight we are presenting the American Primrose Society's Premier Award for Outstanding Achievement in Hybridizing to Mrs. Denna Snuffer, in absentia. We are all exceedingly disappointed Mrs. Snuffer could not be here tonight. At this particular time she could not leave her seedlings to come and receive the honor and acclaim we wish to bestow upon her. She shares this responsibility to her work, and other similarities, with everyone who has received the American Primrose Society's Premier Award for Hybridizing since its beginning four years ago. I will say that, in my estimation, each one receiving the award has merited the honor not only for outstanding work with *Primulas* but, in so doing, has forwarded immeasurably horticulture generally. I will say that each one has been outstandingly modest, and I will also say that each one has been completely in love with their work, caring little, if anything, for the honor and the acclaim that has come to them except, of course, a great appreciation and a great humility.

All of these things have been a part, first, of Linda Eickman, and I know we all would give a great deal if she were here this spring to see the wonderful results built on her foundational work with pinks. The same is true of Pete Klein and his development of double primroses which knock the spots from any named double I have yet seen. And I might go back and say that every one of these people shares another similarity — that of generosity. Each one has given freely, even before his stock was secure, with

never a fear that their work might be taken from them. That their work indelibly bears the stamp of each has probably never occurred to them. Dr. Riddle has been cited for his outstanding work with miniatures, and now Mrs. Snuffer for her work with double *Auriculas*. I want to say that I feel highly honored to have been chosen to present the award to three of these top horticulturists. Miss Eickman, the first one to receive the award, had no presentation. The idea had not yet progressed to that stage.

Mrs. Snuffer has accomplished two things no one else has achieved. She has produced doubles that have retained their reproductive parts and which set seed, and she is the only woman I know who has successfully invaded the field of *Auricula* development, which has, heretofore, been entirely masculine. In my opinion she has reached the climax of invention. Mrs. Snuffer's doubles are of two types, what I would call the classic and the informal form. The classic, or formal type, is flatly layered like a camellia and is especially appealing to those who care little for doubles thinking them all ragged and formless. Her doubles are of elegant form. In addition to this layered camellia-like form which shows the eye, is the other type which doubles from the center like a peony or a hybrid perpetual rose. It is never ragged. It never leaves the realm of good taste. Its petal edges are sometimes illuminated. It is perfectly beautiful.

Mrs. Snuffer has produced all the colors in her doubles any of us have seen in the singles. There are blues,



*Denna Doubles. Courtesy Orval Agee.*

lavenders, purples, and pinks; rose and loganberry shades and what I would call carmine. There are scarlet, crimson, maroon, white, yellow, leather, and brown. Some of you have read the article in the Quarterly about Mr. Snuffer bringing the two coffee tins of peat studded over with these blooms. I doubt I shall see anything so stunning again.

Mrs. Snuffer has also developed a double Alpine Auricula, as beautifully shaded and flat an Alpine as you would care to see in a single form. Her doubles make as perfect garden plants seen at long range as they do at close range. I feel that her doubles have combined the elegance of the aristocrat with the sturdy habits of the peasant. We saw them blooming in her garden in November, and even in their false fall bloom they were perfection. When they opened the frames for us, I could not help but think of Dan Bamford. My first wish for acquaintance with him was on reading his article in "Gardening Illus-

trated," I think, published about 1935. He took me back to his boyhood and to his visits to the old hand-loom silk weavers in Cheshire and Lancashire and to the lifting of the "lights," or sash, and the perfume drifting up from the Auriculas planted in the frames placed in the lee of hawthorne hedges. Mrs. Snuffer's frames are much like that, and when the lights are lifted you see her beautiful, fat doubles displayed like jewels in a showcase. The amazing thing is that they not only set seed but come about 95% true doubles. Only she has sown her seed, but judging from her modest statements, the percentage of disappointments in her seedlings is nil compared to the disappointment in the number of seedlings raised, say, for good Show Auriculas.

All Auriculas evoke a feeling for the past. There is something of elegance and leisure, good manners and refinement about Auriculas that takes you out of this pressured era. This removal to a more gracious period is one

of the great appeals of the Auricula. When I first saw Mrs. Snuffer's doubles I thought how the French would love them, because a Frenchman's love for Auriculas is exceeded only by his love for double flowers. If a Frenchman has a beautiful single bloom, he knows no peace until he has at least tried to double it. You all have probably heard how the French used them half a century ago—the women of fashion in their hair, the working girls on their bonnets. Then, in the mid-1700's, there were the Auricula Theatres. At this time, in the Abbey of Tournet, the monks had as high as fifteen going at one time (they also called them buffets) and the graciousness of the monks, Mr. Sitwell says, was equal to the grace of the Auriculas.

On the north-bound train I boned up on double Auriculas in Sacheverall Sitwell's *Old Fashioned Flowers*. I had forgotten that the height of double Auricula culture previously had been in the mid-1600's, just three hundred years ago, and that after their decline, about 1700, there was nothing worth mentioning. There were many striped Auriculas in the early doubles, and even then they had an inkling they might be diseased. The stripes, of course, like the striped tulips are infected with mosaic. Three stripes were described: one a bilious liver and yellow, another crimson and yellow, the third purple and yellow. The pures, or self-colored Auriculas, are mentioned in the usual limited range of crimsons and purples along with a peach colored one which caused a stir. Would you believe that a single plant brought the equivalent of Five Hundred Dollars? And the British pound was undoubtedly at par three hundred years ago. In the days when fanciers were fanciers, I wonder what one of Mrs. Snuffer's doubles would have brought. As time went on, the doubles became increasingly rare and poor. The Auricula wheel of development has made a full turn from the peak of the

doubles in the mid-1600's to the mid-1700's when Show Auricula development began and reached its peak about the mid-1800's. It was about 1849 when the first true Alpine Auriculas were developed in England. It seems from this we can expect the mid-centuries to bring us something worthwhile in the way of Auriculas for now, in the middle of the twentieth century, we have, thanks to Mrs. Snuffer, seed-bearing doubles, both Alpine and Garden types in the formal and informal styles.

I'm sure Mr. Sitwell will forgive my lifting several priceless sentences from *Old Fashioned Flowers* which fit so well here. He says about Auriculas that "their effect is to be compared to the slight disintegration of the senses when features or limbs (I think he means legs) of a ravishing loveliness are seen. A perfection of physical beauty produces this bewilderment and wonder. It is incredible and cannot be believed."

I think you are familiar with Mrs. Snuffer's personal story — how she started this quest for double Auriculas to maintain her sanity after the loss of both sons, and only children, in the last war. Five years ago her first double appeared. Last year, before this spring's flowering, she had approximately one thousand doubles from seed, not divisions. She says the pods from the doubles bear a larger amount of seed than any of her singles and that they come 95% true.

There is that innate something in Auriculas that touches one very deeply, but none has felt their spell more deeply than Mrs. Snuffer, whose life will be perpetuated to them. It is with humility and great admiration that I present Denna Snuffer with the American Primrose Society's Premier Award for Outstanding Achievement in Hybridizing in 1957, a year which will be recorded in Auricula history.





Lancashire Hero.

## Auricula "Lancashire Hero"

A Correction

By DAN BAMFORD

INADVERTENTLY THE WRONG photograph was used to illustrate the Auricula "Lancashire Hero" in the Spring Quarterly. This is now corrected and any readers interested in the Auricula, or your judges, will please use the new illustration. The comments I made are not applicable to the original illustration in the Spring Quarterly, which is "Conqueror of Europe," raised by Waterhouse prior to "Lancashire Hero." I am rather pleased the error occurred because it gives me the opportunity to compare the two Auriculas. I said in my article that the illustration portrayed a superb truss. The illustration of "Conqueror of Europe" is *not* a superb truss, indeed the left-hand pip looks undecided whether to remain in the truss or fall out. It shows very bad placing of the flowers in the truss, but the pip itself shows a really good Auricula. The truss of "Lancashire Hero" *does display* a superb truss; the only fault is that the flowers would have displayed themselves better had they been spaced a little further apart. In my younger days, going back over sixty years, great importance was placed on the spacing of the pips in the truss.

My main criticism of "Lancashire Hero" was the pick up of meal on the black body colour; there was no pick up on "Conqueror of Europe," but in the actual flower, the black body colour was not as dense and solid as in "Lancashire Hero." Further, I was told it faded with age into a purple shade. All this shows how difficult it is to visualize the Auricula from a black and white illustration but even a coloured illustration or the artist's brush fails to do full justice to it.

Readers will note that I said "Lancashire Hero" would have been better with a little narrower body colour and

rather smaller eye—my opinion only—but "Conqueror of Europe" would have been better with a broader body colour or, alternatively, a narrower edge colour and a rather larger eye. Viewing the two illustrations side by side, the "Hero" looks bold and imposing, the "Conqueror" looks what the old generation described as "thin." I did hear some of the old florists say that the "Conqueror" could be a coarse flower when grown large in a rich compost, but when given a plain diet the blooms were smaller and then it showed itself as a good refined flower.

Do not make any mistake, "Lancashire Hero" could show itself as a classical flower, but in other seasons it could lose much of its refinement. For example, if the body colour became broader than shown in the illustration it overpowered the edge colour and became what was termed "selfy." As with all Auriculas, it depended on how the season had suited it. In a good season it fully lived up to the description given by the Rev. F. D. Horner—see notes on the Rev. Horner contributed by Dr. Jordan to the Northern Auricula Society's Year Book—describing it, as it flowered for him one season he said, "It was such a Hero." He described it correctly.

"Conqueror of Europe" had really departed when I first became acquainted with the Auricula over sixty years ago. I once saw a small plant, carrying only about three pips; it was weak and obviously on its way out. It was in the garden of a very old florist, whose gentle smiling face, wrinkled with the passing years, made an ineffaceable impression on me. He was synonymous with the old gardener of an age which has vanished, but whose memory I always venerate. I was impressed at the gentle way he lifted the

plant from the bench and the great pains he took to point out every part of the flower to my father. There is no doubt the flower was refined, maybe due to its weakness. It was probably the last plant of "Conqueror of Europe" in existence then. As I write, I can see him look up and hear him say to my father "Ah Dan, it's a grand Auricula, but it has had its day; I think it is the last we shall see of the old "Conqueror." I never saw it again.

I have commented on these two Auriculas and stated where I think they could be better, but do not look upon anything I have said as condemnatory; it has simply been by way of comparison with the perfect flower and that, as I have said, we shall never see. Maybe what I have written will assist members to assess the quality of flowers as they view them on the show bench. If members will walk round the show with the two illustrations in their hands it will assist them in this direction.

With regard to the two Auriculas—

"Hero" and "Conqueror"—I will say in this journal that if two Auriculas of their quality were exhibited here in England, or in America, the most hardened judge and critic would immediately halt and pay his tribute.

So, do as I suggest, carry the illustrations round with you and judge the flowers for yourself. You will derive much pleasure from it and perhaps recapture a little of the peace, tranquility, and content that prevailed in the old florists and their gardens as I remember them in the now misty past. It well may be, who knows, some of your forebears played no small part in developing many old florist flowers before Mayflower the 1st sailed. In the days of Mayflower the 2nd, allow me to quote Mrs. Berry in the Spring Quarterly "Let it not be said, and said of you alone

"That all was beauty here before you came."

So keep to high standards, aim for perfection, and keep the Florist's flag flying, you are doing very well.



Peter Klein receiving Bamford Trophy from A.P.S. President Cyrus Happy III.

## Growing Suggestions From Here and There

From Quakertown, Pennsylvania

By DORETTA KLABER

*P. scapigera* seeds received in February and planted immediately came up in force. Now to bring them through the hot summer and difficult winter! The *Chart* should be a help.

*P. frondosa* planted in January last year germinated to a seed. I had enough seedlings to experiment with. Tried them in sun and shade, wet, damp, and dry. I think every one of them survived the hard winter of freeze and thaw. Only a few had evergreen boughs over them. Others a top dressing of stone chips.

*P. rosea* for the first time did really well for me. In the past I have planted them in a wet border along a rill. A few bloomed but they just were not happy. This year they were put in a half-shady bed near the edge of the woods. A light covering of evergreen boughs was put over them after the ground froze. This slight protection seems to be what they needed. Every one came through, both old plants and new seedlings, and bloomed beautifully. A hose is handy and they get a drink every day that it doesn't rain. Growing happily.



From British Columbia

By GRACE M. CONBOY

It is mid-April in South Burnaby, a municipality between Vancouver and New Westminster. Our particular location is the lower side of Marine Drive which borders on peat bog areas, nicely protected with the dappled shade of Black Birch. The black decayed leaf mould and peat soil is an ideal home for most Primroses and woodland plants. I mix some sand into the beds with a sprinkling of fish and bone meal. Beautiful large root sys-

tems result, and well balanced plants of good coloured bloom.

The last two winters have been disastrous to some of the plants. Possibly the worst offender to Polyanthus is crown rot, which I believe results from frost damage at ground level with partial or complete decay setting in. My peaty soil has had fewer losses than many gardens in higher areas. Possibly because the peat has an insulating quality. This should indicate its worth as a winter mulch.

The bloom of *Polyanthus, Acaulis*, and *Juliana* seems to be particularly good this year. Those who are breeding for a wide colour range have certainly produced for us some gorgeous sparkling colours in shades hitherto not seen in these families.

The good-natured *denticulatas* even have donned new Easter frocks of soft pinks and deep rosy tones. Pleasing though the soft mauves, purples, and whites are, these new shades lend a refreshing variation.

I managed early last summer to divide and move to a new location a bed of *P. Sieboldii*, which has been a joy to me since they first bloomed three years ago. Those who have visited my garden this spring delight in just looking at this new large plot of awakening loveliness. The bloom spikes are just starting to show colour but the pleasing dainty fragile looking foliage is beautiful even without the bloom. I try to plant the *Sieboldii* in places where the drainage is particularly good; where it is also drier in the summer when they slip into dormancy. I have found *P. Sieboldii* to be one of the hardiest of Primulas. I don't believe there have been any losses resulting from the past two trying winters. One precaution I find necessary in growing them well is to double check for heaving following frosty spells. Grown in a porous leafy soil

with added sand and bone meal, they flourish for me, soon producing large clumps of stoloniferous offsets.

My Garden Auriculas are just commencing to produce their snipped velvet blooms in a lovely variation of soft colours. They flourish in beds more open to the sun, with rather more sand incorporated into the peaty soil. Where I grow them in beds, I space them far enough apart to plant gladioli or annuals for cutting between the rows to give them protection when the warmer summer days arrive.

The *candelabras* and *sikkimensis* Primulas are just venturing out of dormancy. They grow to perfection in the moist peaty leaf mold under the birches. At a later date, I will tell you of the various ones I grow.



From Bar Harbor, Maine

By DOROTHY STANLEY

I thought you might be interested in my trial of plastic covering for my seedling Primroses. I had used polyethylene plastic to enclose some of my small azalea, as we have a great deal of wind here, and last fall I thought it might be the answer to the problem of seedling loss and the loss of leaves of the older plants. I had felt that a lot of my seedling losses were due to our winter and spring thaws and freezings rather than to the low temperatures.

Last fall, after the ground had frozen, I put a plastic cover over all of the seedling Primroses, some of them so small as not to have a leaf larger than my little fingernail. As far as I can see every one came through. We had one of the coldest Januarys we have had for several years, with temperatures going as low as fifteen degrees below zero. One batch of seedlings was still in a flat which was placed on top of the ground and a plastic cover put over to keep the seedlings dry. These also came through without loss. I am now quite certain that just plain cold weather is not the problem of keeping seedlings over

winter, but too much moisture, especially in a region where there is so much alternate freezing and thawing, particularly in the spring.

In other much warmer winters, I have had losses, but this winter none. February was comparatively mild with temperature averaging over thirty and some sun every day. But in my garden, due to its surroundings, no sun to amount to anything. Ground bare in February and now (March).

I spread the plastic in sheets over the plants and anchored it with bricks or stones at the edges. So far as of the above date, I have not yet taken off most of it. I did have to take off one part, and found that some of the early crocuses had come up and bloomed under it.

It seems to me that if it is possible to grow Primroses under the conditions described and to keep the seedlings over, that it would be possible to grow them almost anywhere if proper attention is given to soil, exposure, and moisture. Here on Mount Desert Island we have naturally pretty acid soil and a lot of rain. If our temperatures in winter were just a little milder I think we would approximate the conditions of the Pacific Northwest. We never know, however, what we are going to get in the way of weather. It may be below zero one night with no snow cover and fifty above the next. Or we may have, as we did last year, so much snow that snowdrops actually bloomed under it.

Anyway, I have found by my trial of plastic covering this year that Primulas will live through very cold temperature if they are kept reasonably dry in this climate. I have always had mature plants come through the winter with roots alive, but felt it took them a long time in the spring to grow new leaves. I suppose the plastic does keep them somewhat warmer, but since in my case very little sun gets to them it does not seem to me that would be a deciding factor.

I hope my experiences may be of

some help to others who have had the same problems.



From Johnson, Vermont

By ALICE HILLS BAYLOR

So many requests have come in about the history of the Auricula I call "Pink Blush." Pink is such a popular color in all types right now.

*P. allionii*. Seeds, spring of 1951, which were germinated, transplanted to flats, held over in a cold frame one winter, planted in the garden and winter-killed. (This tenderness also noted by Walter C. Blasdale). There was, without doubt, a natural cross made in the garden with *allionii* and a *viscosa* because seedlings from *X viscosa* produced the seedling I call "Pink Blush." The flowers are pink to rose (no white) which are carried on

a one-sided stem longer than *P. allionii* and much more robust. The foliage is a good medium green, the plant as a whole of medium size for an Auricula. It is a beautiful plant when in flower and has lived in the garden and multiplied. I have crossed the plants "Pink Blush" back for inbreeding and am hoping for a sturdy and hardy plant with more of the characteristics of *P. allionii*. So far it has not appeared.

Another interesting note that might be helpful. Dr. Carl Worth told me it would not be possible for me to flower *P. glaucescens*, but it has lived in my garden since 1952, and flowered and is a true Alpine. The secret? It needs plenty of lime. I use Indiana lime stone as I have found old plaster rubble ineffective.

I am using florescent lights in my basement for Seedlings.

## A Plea From The President

*The Crisis Is Not Critical, But It Is There None The Less*

By CYRUS HAPPY III

Our Treasurer is again finding it very difficult to meet the cost of printing our Quarterly. Membership dues alone are as yet not quite enough to pay this obligation as it becomes due. To help out in this situation, the Washington State Primrose Society is arranging a plant and shrub sale in the near future and the Tacoma Primrose Society has already begun to send money into the National Treasury as a result of plant sales. If plant sales throughout the country for the benefit of the National can be made annual events, all expenses can be met as they arise. I believe that the Quarterly has attained a degree of prestige in the plant world that we can not place in jeopardy. The need is for right now and I urge that all affiliated clubs follow the lead of the societies mentioned above. It would help tremendously if all who are able to do so would pay their annual dues in advance and, either through gift or salesmanship,

add a new name to the roster. Also, give a subscription to your garden club, to your local library, or to your college library. The popularity of the Primrose is growing throughout the country especially on the east coast and in the middle west, and our membership will grow with it provided the Quarterly is continued uninterruptedly as the voice of the Society.

Now may I add a word about the Chart. Not being able to incorporate the Chart into the Quarterly in any legible form added an expense over and above the cost of printing and makes necessary a charge of 25c per Chart, which seems little enough. This charge adds a little to the Treasury over and above the cost of printing plus the mailing tube in which it is sent. Every one who owns a Primrose can benefit by purchasing a Chart, so please send along your "two-bits" to the Treasurer, Mrs. Agee.

Thank you

## Account of This Spring's Shows

### *The National Primrose Show*

By HERBERT H. DICKSON

The Tacoma Primrose Society was host to the American Primrose Society for this year's National Show held on April 27 and 28 in Tacoma.

Cyrus Happy III, A.P.S. President, won the coveted trophy for the best plant in the show with a fine specimen of a cream colored *Primula Pubescens* hybrid. His green edged Show Auricula seedling that won the Bamford trophy in 1956 was judged the best Show Auricula. The Alpine "Gordon Douglas" grown by Mr. Happy was the best Alpine Auricula, also his plant of a chartreuse Old-Irish double was the best garden double Auricula.

Wesley Bottoms, show chairman, came in for his share of the trophies with an award for his commercial display, best *Acaulis-Polyanthus* trophy for a beautiful pink. His six pinks in a box were the six best pink. A large red seedling won him the best *Polyanthus* seedling, and a red black striped *Polyanthus* won best bizarre.

Peter Klein, even though he was in the hospital and unable to attend, won several trophies on his plants that friends brought to the show for him. Pete won the Best Gold Lace, best *Juliae*, best oddity, and best double.

Mrs. Henry Hofto had the best plant by an amateur. A light yellow *Acaulis* won best *Acaulis* for Mrs. Leonard Rigby, and her Cowichan was best. The best *Polyanthus* was a fine pink grown by Mrs. Ed Larsen.

Other awards included: Best Jack-in-the-Green, a perfectly proportioned dark red, David Berry; Best Miniature, Mrs. Karl Stredicke; Best Pink *Polyanthus*, Mrs. Rosetta Jones; Best Blue *Polyanthus*, Mrs. Don E. Kohler; Best Pink *Polyanthus* by an amateur, Donald Patten; Best Hose-in-Hose, Mr. Claud B. Shutt; Best six of a kind in

a box and best Garden Auricula, Mrs. C. F. Massey. Best Auricula by an amateur and best seedling Auricula by an amateur, Mrs. Harold Blake. Mrs. R. S. Harvey had the No. 1 arrangement.

The good weather this season helped produce the outstanding quality in the more than eight hundred entries for individual competition.

Once again the National Show was a success with the magic of the word National attracting large crowds. The plant sale run by the Tacoma Society almost paid for the entire show which was free to the public. Entries came from a wide area, making it a rather representative National Show.

The awards dinner held in conjunction with the show lacked the usual enthusiasm because the recipient of the hybridizing award, Mrs. Denna Snuffer of Bay City, Oregon, could not be present. The presentation speech by Florence Levy (page 99) was taken down on tape and cut into a record which was given to Mrs. Snuffer.

### *Washington State Primrose Society National Auricula Show, Seattle*

By RALPH BALCOM

Considering the fact that spring came so much earlier than usual and that most Auricula were out of bloom before show time, a surprising number of good plants were on exhibit at this, our first all Auricula Show. The benches lining the entire perimeter of the Malmo Nurseries Auditorium were filled with several hundred specimens. True, there were fewer show type plants than were expected due to the early season, but still there were enough to furnish good keen competition in most classes.

Mr. Frank Michaud of the Alpen-glow Gardens, New Westminster,



*The beautiful white double that won Mrs. Snuffer the "Best Plant" award. Courtesy Orval Agee.*

B.C., sent fifty of his lovely Shows and Alpines which did not enter into competition but were shown as a courtesy display. They were a beautiful sight indeed and were the object of a great deal of interest to all visitors.

The Bamford Trophy was won by Mr. Peter Klein of Tacoma who was a very popular winner because he was quite ill at the time. Friends, principally Cyrus Happy, had groomed his plants and transported them to the show. It is hoped that the joy of winning this honor was a factor in speeding his recovery. His winning plant was a good green-edge Show seedling—its body color black, the paste dense and smooth and the outline of the flower circular. In all, it was quite worthy of the award.

Mrs. Denna Snuffer of Bay City, Oregon, won most of the honors with her lovely doubles. Double Auriculas have not been appealing to many, but some of her new creations are beautiful to behold. Mrs. Snuffer won trophies

for the best double Auricula and for taking the most blue ribbons. The runner-up award went to Mr. Ross Willingham.

Other winners were: Mr. Cyrus Happy, Best Show Auricula and best Alpine; Mr. John Shuman, best named Alpine with "Lady Daresbury" and Mr. R. C. Putnam, best Garden Auricula and best Species. Mr. Peter Klein, in addition to winning the Bamford award, had the best Alpine seedling and also the "Premier" Gold Laced *Polyanthus*. This was a very worthy plant and the forerunner of good things to come. The body color was black, the lacing a rich gold color and quite even. It is one of the best that we have seen.

Principal feature of the Trophy table was the collection of five pictures of Show Auriculas painted by our National Treasurer, Mrs. Orval Agee, and donated by her as Trophies. The pictures were worthy of any gallery in the

country and it is hoped we may see more of them at future shows.

Tribute should be given to the hard working members of the committees for making this show successful despite severe handicaps which include the weather itself. There being no precedent of previous shows to follow this was a pioneering effort and we may now, with the experience gained, look ahead to the future shows each an improvement over the preceding one.

*First National Candelabra Primrose Show, Ft. Steilacoom, Washington*


By DOROTHY STREDICKE

The Tacoma Primrose Society presented the First National Candelabra Primrose Show on Sunday, May 26th, at the Western State Hospital grounds. The fact that the show was held two weeks earlier than the previously announced date made no difference as it was one of the best attended shows of the year.

The hot day proved perfect for the

Show, which was held entirely out of doors. The wonderful setting was the canyon of the hospital grounds where water flows from the nearby hill. Numerous natural springs create a flow into a large fountain. The water continues from the fountain from pool to pool, broken by scenic falls. Two sawdust pathways follow the same contour, along which visitors may see many different Primroses growing in the beautiful setting. The walk was an enjoyable one, but Floyd Keller and Karl Stredicke conducted a car shuttle service between the top of the canyon and the lower park of the grounds for those not wishing to hike down to the lower section of the canyon.

Entries in the show were from Oregon, Seattle, and Tacoma. This was a merit show instead of standard scoring and The American Primrose Society cup for the most points went to Mrs. John Hannon of Milwaukie, Oregon. Dave Barry of Tacoma won the award for the best candelabra species,



The Bamford Trophy Winner—Pete Klein's green-edge seedling.

a well-known aurantiaca. Peter Klein of Tacoma won the trophy for the best hybrid candelabra, Thorpe Morieux.

The best Asiatic award went to Wesley Bottoms' sikkimensis.

A special award was given Mrs. Hannon for her new hybrid *helodoxa* x *anisodora*.

*Friday Harbor Primrose Show, Friday Harbor, Washington*

By MARGARET PRICE

The Primrose Pagoda was the theme chosen for the 7th Annual Primrose Exhibit held at the Women's Study Club on April 26th and 27th. Under the direction of Mrs. Ethel Salsbury, general chairman, the Japanese motif predominated. The multi-colored banners on bamboo poles blowing in the breeze at the entrance gave a feeling of excitement as to what awaited inside.

Through the Tori Gate was glimpsed a Japanese moss garden surrounded by beautiful primroses. A striking Japanese doll stood on a mystic bridge over pools. An Isshidora, stone lantern in the garden, shines in the corners and a Pagoda at one side, surrounded by pine trees, cherry, apple, and pear blossoms added to the exhibit.

A beautiful arrangement of red tulips added color to the room. The plant sale was held in a grass shack with thatched roof of corn stalks with Japanese lanterns, bright silk scarves and fish hung around it. Wooden shoes, parasols, lanterns, and paper fish were in evidence everywhere. The tea tables with their red covers centered with Japanese vases holding primroses were at one end of the room. There was also a low Japanese table with four pillows for those who preferred tea Oriental style. Most of the members wore Happi coats which added to the Japanese atmosphere.

The club wishes to thank all who helped in any way to make this exhibit a success. A big "thank you" to all who attended.

*The Onondaga Primrose Society, Syracuse, New York*

By HILDA M. BALDWIN

The Onondaga Primrose Society is sorry to have no report of a Spring Show for the pages of the Quarterly after all. By May 1st, it was evident that there wouldn't be enough plants in show condition left by May 11th and 12th; also that we just could not rush all the preparations for a show in order to hold it a week earlier; so we were forced to cancel the show for this year.

The weather turned so hot so fast upon the heels of snowstorms that the flower buds seemed to be literally dragged above ground and immediately into full bloom before stem growth took place. At the same time, the primrose beds looked very "spotty," but it took us a while to realize the reason—at least half of the plants had disappeared completely. We know now they were frozen out, as were practically all flower buds on many ornamental trees and shrubs—Japanese cherry, quince, and even forsythia. Our fifteen-year-old long chain wisteria is dead right back to the ground, as are also a mimosa and a persimmon tree. These, of course, are not hardy here, but had grown to full size in a protected spot and were of great interest by reason of their rarity here.

After all, though, it takes a pretty rugged specimen to withstand thirty degrees below zero temperatures without snow blankets as we had last winter; and we have to expect a percentage of plant loss.

The Primroses really were quite colourful in the beds on May 11 and 12, but certainly there weren't enough to make a Show, nor would they have taken kindly to being uprooted, potted, and held indoors.

We expected Mr. and Mrs. Luscher to be with us for the weekend, so we invited the Primrose Club in for Sunday supper to meet them. At the last minute, a wire came from Mr. Luscher to the effect that he had to postpone

his visit to us! But as many of the Primrose Club as could get here did come and we followed supper with a meeting. I think we may hold a record for one notable first; next year's show date. We plan to hold it the first weekend in May in 1958, and, far from being discouraged, there was a feeling that members would start now to plan for it; first, by increasing their plant supply. Also, we hope the membership continues to increase. It is encouraging to note the increasing interest in Primroses on the part of young couples starting out in new "developments." We have had several young mothers come this year purposely for Primroses to start their gardens.

*The Canadian Primula and Alpine Society, Vancouver, British Columbia*

By A. E. SPRANGE

The Canadian Primula and Alpine Society held a well-attended Parlor Show April 25th. Handicapped by sudden cancellation of its announced three-day show in conjunction with the Thetis Club in early May, a determined effort to have some sort of show produced amazing results.

The most ingenious and outstanding exhibit was a miniature rock garden, complete with lily pool and live fish. Contained in the scene among small evergreen, miniature rhododendrons and ferns were many wild flowers and small primulas. Erythroniums, trilliums, fritillaria, dodecatheons, violets, primulas *rosea delight*, *farinosa*, and many *juliae* hybrids, to mention a few. This exhibit on a 4' x 20' table took the Spotlight.

*Primulaceae* were staged in profusion, in a fanfare of gay colours. From the many large and beautiful Polyanthus, to lovely *Acaulis*, pretty scented Garden Auriculas, *Pubescans* hybrids, many mutated vernaes forms, and *Juliaes* from the adorable species to galaxy of coloured hybrids we now have.

Of the *Primula* species, good plants of *P. mollis*, *P. saxatilis*, and *P. Sieboldii* were seen.

Some interesting Alpines were shown. Lovely Soldonella Alpine possibly outstanding if it could be judged beside several luxuriant plants of *Lewisia Tweedyi*. These to mention a few outstanding exhibits.

*Mt. Angel Primrose Society, Mt. Angel, Oregon*

By LORETTA E. DEHLER

Ordinarily April 28th is just about right for a Primrose show, but the weather this spring was way ahead of itself and, although the Auricula, *Acaulis*, and *Juliae* sections were far past and thus eliminated three regular divisions from the show, our tenth annual Primrose show was a great success.

Past their prime or not, the show had the distinction of showing for the first time the three classes of Auricula, —Garden, Alpine, and Show. Many people had never seen a green or grey-edged Show Auricula and a blue ribbon grey edged exhibited by Juliana Dehler drew special attention.

Most talked about plant in the show, however, was a blue ribbon winning velvety brown Polyanthus grown and exhibited by Mrs. Frank Prager, a consistent show winner.

April 28 proved to be just right for *Primula Sieboldii* and the whites were especially lovely. Mrs. Paul Sliffe was the grand sweepstake winner and received a beautiful tall covered urn of Westmoreland glass donated by the Mt. Angel City Council.

The Junior section was also very well represented. Junior sweepstake winner was Mary Palmer, a nine-year-old grower who has been growing Primroses since her kindergarten days.

Scotts Mills Garden Club ran off with first place honors in the garden club exhibits, Woodburn, second, and Labish Meadows, third.

In presenting the awards, Mayor

Jacob Berchtold said he hopes the Garden Club never gives up the Primrose Show because "it makes so many friends for Mt. Angel."

*Clark County Primrose Society, Vancouver, Washington*

By FLORENCE BARNETT

The Clark County Primrose Society's annual Primrose Show is becoming bigger and better each year. With the weather this spring so ideal for Primroses, April 18th and 19th was just the right time for the show. The show committee are to be commended for staging such a lovely show. Although the pinks and pastel shades are so popular now, Mrs. Virgil Tippit won sweepstakes with a beautiful red Polyanthus. Sharing first place honors in the *Acaulis* division were Mrs. Claude Ramsden, white, and Mrs. Seth Barnett, red. First place winners in the Polyanthus division were Mrs. Fred Berger, blue, Mrs. Tippit, pink, and shaded red, Mrs. Ramsden, white, Mrs. Barnett, yellow, Mrs. Joe Jensen, orange, Pauline Bod-

way, clear red and shaded red. Mrs. Thomas Pavlak took first place for her entry in the Auricula division while Mrs. Walter Roe captured two first-place awards for her doubles and her yellow Japonica. Helen Grantham won first place for her gold-laced Polyanthus. Pleasant Valley Garden Club took top honors for Club arrangements, and Mrs. Pavlak was awarded first place for her arrangement using Primroses.


*Eastside Garden Club of Kirkland, Kirkland, Washington*

By ANNE SIEPMAN

Our wonderful early Spring brought abundant bloom and made putting on the tenth annual Primrose show a real joy.

"Primrose Panorama" was the theme and landscape displays, decorative arrangements, and individual "show plants" transformed the auditorium into a flower palace for the three days of April 19, 20, and 21st.

Thousands of visitors from all parts of the Pacific Northwest, Canada, and



Panorama View at the Kirkland Show. Courtesy Orval Agee.

as far away as New Zealand registered their appreciation in the visitors' book.

The ever-increasing junior division made a very fine showing. The Stewart School for exceptional children of Kirkland entered a floor display which brought them a trophy. They are already working on plans for next year. The junior division sweepstakes winners were, amateur, Charlotte Johnson of Redmond and, professional, Eddie Willingham of Seattle.

Again this year a very popular feature of the show was the greenhouse full of Show and Alpine Auriculas from the Alpenglow Gardens of Frank Michaud of New Westminster, Canada.

This year the Eastside Garden Club established the *Linda Eickman Trophy* for the best pink Polyanthus. The award will continue hereafter in mem-

ory of one who gave us the first real pinks in the Polyanthus color range.

Amateur sweepstakes winner was Robert C. Putnam of Kirkland. Professional sweepstakes winner was Peter Klein of Tacoma. Mrs. William Massey of Houghton again took sweepstakes in the arrangement division.

Floor displays this year were outstanding. The Eastgate Garden Club, Issaquah Garden Club, and the North-end Flower Club of Seattle all won trophies.

Growers award went to Ross Willingham of Seattle and honors in the Nursery division went to the Northwest Nursery of Bellevue.

Mrs. L. C. Murdock, Show Chairman, and her committees may be very proud of a job well done.

## Auriculas In America —

*Mr. Shuman is the 1955 Sweepstakes Winner at the National Primrose Show in Tacoma*

By JOHN SHUMAN

FOREVER IS A LONG TIME, but for over three hundred years men, thousands of men, have been working with Show Auriculas trying to make this rare plant into a man-made perfect flower. All this has been going on in Europe and in England in particular. About five years ago, Mr. Michaud of "Alpenglow Gardens," New Westminster, British Columbia, imported a fine collection of the best named English Show and Alpine Auriculas. About three years ago he had sufficient stock to offer the American public some of these plants.

This offer was quickly accepted by the American people and soon a great number of very enthusiastic growers had a small number of plants. Others obtained seed and now there are a great many Auriculas being raised in America.

An offset is the exact reproduction of the original plant, of course, but even the best of Auricula seed is unpredictable. The Auricula is one of the

few rare flowers that will not always come true from seed. A good example is to compare the Show Auricula with people. Two fine looking people can have some awfully homely children, and vice versa. It's the mixture of the blood that can throw back several generations. But good blood can show up any time, and so it is with Auriculas. Good seed is the only kind to buy. A few plants of named Show or Alpine Auriculas can embark one on a very interesting career of hybridizing Show Auriculas. From then on, there is no end to the interest created. From the planting of the seed, through the transplanting of the seedlings and, in time, the blooming, thrills and disappointments in the results seem to be the most fascinating kind of work. And those who do not have the room or the time to grow plants from seed can just enjoy their collection of plants. They are a never-ending source of pleasure, look well out of bloom with their shiny green leaves or

mealed foliage and it seems as if I never tire looking at them.

A small group, looking ahead far into the future, wishing to preserve its prestige, further its interests and create a better understanding of the problems involved in the judging and naming of future plants, set up within the American Primrose Society a judging group known as "The Show Auricula Floriculturists of America" (S.A.F.A.). Also, a correct point score system and explanation of the scoring was compiled and approved by Mr. Bamford and Mr. Haysom of England. These two fine gentlemen speak for the thousands of "Old Florists" of the past three hundred years and are passing on to us their experiences, so that we can embark on a most interesting career of trying to further perfect the SHOW Auricula in America. These plants through the years have been brought to about ninety percent of the man-made perfection specifications. Some outstanding plants have scored more than this ninety percent but we can and will try to carry on over here with one goal in mind: "The Perfect SHOW Auricula."

We already have an enviable setup. We have fine SHOW and Alpine Auriculas for hybridizing or enjoyment, or both, a strict judging group that takes its responsibility very seriously, and a strict procedure for the naming of a new plant. All this is in action and is working out satisfactorily. So far, a plant belonging to Mr. Cy Happy of Tacoma has qualified twice (three times required), a plant belonging to Mr. Pete Klein of Tacoma, and a plant belonging to Mrs. Agee of Portland each has qualified once toward a name. Others will come along in an ever-increasing number, and we must

keep in mind the strict regulations that have been set up so that we can proudly present to the world a plant we in America name.

Right now, the small group of us that is making or has made the rules to follow, must be very careful what we do because, say a hundred years from now, we would not want anyone to say that we were not farsighted enough. We must make the fine gentlemen in England who helped in so many ways proud of what we do here.

A school for training more judges of Primroses and also more Auricula judges is now being considered. A compilation of all known information concerning Auriculas can be made and presented at that time, if desired, so that everyone may have the same correct version of judging and of the properties of a good Auricula.

I believe the people in America will find much enjoyment, fascination, and mystery in raising Show and Alpine Auriculas. It is a fine way to relax, a challenge to the most particular and skilled hybridizer, and a hobby that is within the reach of everyone's purse, through seeds or plants, one plant, or a collection of many plants. A collection of good Show Auriculas is like a collection of anything else that is rare and different, whether books, china, antiques, paintings, or other; only Show Auriculas are alive and respond to the care given them.

To those who are now raising SHOW Auriculas, you will understand what I mean. To those who are interested, I will help in any way I can and, as time goes on, I predict that we will have a group of the finest type of growers competing for honors on the show bench, all enjoying the "Aristocrats" of the plant world.

NATIONAL AURICULA AND PRIMULA SOCIETY, Northern Section

Invites all Auricula and Primula lovers to join this Old Society

Membership of \$1.50 per year includes Year Book

Hon. Sec., R. H. Briggs,

Springfield, Haslingden, Rossendale, Lances., England

## Sir William Wright Smith, F.R.S., F.R.S.E., V.M.H.

Dr. Fletcher is co-author with Sir William of many articles on the Genus *Primula*

By DR. H. R. FLETCHER, V.M.H.

THE DISTINGUISHED BOTANICAL and horticultural career of Sir William Wright Smith, Queen's Botanist in Scotland, Regius Keeper of the Royal Botanic Garden, Edinburgh, and Regius Professor of Botany in the University of Edinburgh, covered more than half a century.

Born at Lochmaben on February 2, 1875, he received his early education at Dumfries Academy and entered the University of Edinburgh, as First Bursar, at the age of sixteen. Here he pursued the Arts curriculum and at the same time attended the Diploma Course for Teachers at Moray House Training College; when he graduated in 1896 he was a qualified teacher. At this time he was determined to enter the teaching profession and did, in fact, obtain a post as teacher of secondary subjects under the Edinburgh School Board. Such free time as he had he devoted to scientific studies, especially to Botany and Zoology, and his keenness brought him to the notice of Professor Sir Isaac Bayley Balfour, who, in 1902, persuaded him to leave the schoolroom to join his staff in the Botany Department of the University of Edinburgh. Thus began a long academic career, which, with a break of four years in India, was spent entirely in this Department.

In the early years of the century the academic force of the University Botany Department was small and Smith's teaching perforce ranged almost over the entire Plant Kingdom. He was a good instructor who loved to instruct, and although in later years he published many research papers, almost entirely in the realm of taxonomy, yet it is true to say that he was first and foremost a teacher. Not only did he train a large number of botanists, some of whom have attained

great eminence in their profession, but in each student he took a personal and friendly interest no matter whether or not they were to continue in the Honours Course. He was always the most approachable of men as all those who came to the Botanic Garden to visit him and were interested in plants quickly discovered. The more interested his visitors were, the happier he was to receive them and the greater was the encouragement he gave them. "My visits to the Garden at Edinburgh were always red-letter days and the little that I have learned I learned there," a most distinguished horticulturist recently wrote.

In 1907 Smith was appointed to the charge of the Government Herbarium in the Royal Botanic Garden, Calcutta, and remained in India for four years. Twice during this period he was Acting Superintendent of the Calcutta Garden. This invaluable experience gave him first-hand acquaintance with the administration of a large scientific Garden and associated with it the care and direction of other Gardens and botanical enterprises of the Government of India—the Lloyd Botanic Garden at Darjeeling, the Sikkim Cinchona Plantations and the quinine factory at Mungpoo. Possibly of even greater importance was the opportunity he took of undertaking botanical exploration into little known regions of the Himalaya, especially in Sikkim, and on the borders of Nepal, Tibet and Bhutan. In 1909 he botanized the hitherto untraversed alpine regions of Lonakh on the Tibetan frontier, north of the Kanchenjunga glaciers, at altitudes of over 14,000 feet, whilst in 1910 he penetrated the high alpine regions between the Tibetan valley of Chumbi and Eastern Sikkim. These journeys are reported in

the *Records* of the Botanical Survey of India. They enabled him to collect much material for future systematic study and to gain an intimate knowledge of the country and of the people. He was aware, when he was in camp at Chumbi in 1910, that his great friend George Forrest was even then encamped on the Likiang Range in Yunnan; but he did not realize in what manner this circumstance was to shape his future activities.

There is little doubt that in the comparatively short space of four years he made a great and lasting impression on his Indian colleagues and until the end of his life young Indian botanists came to Edinburgh to study under him. All were treated with great kindness—and subjected to very severe discipline; and all were abundantly grateful. Neither is there any doubt but that the experience of these four years had splendidly equipped him to fill the post Bayley Balfour offered him in 1911, the Deputy Keepership of the Royal Botanic Garden, Edinburgh.

He arrived in Edinburgh as the collections of Forrest's second expedition to Western China were being unpacked. Both Balfour and he, to some extent, were aware of the richness of the flora of the provinces of Western China. The collections of Augustine Henry from the Western areas, and of the French missionaries David, Soulie, and Delavay, and later of E. R. Wilson, from Szechuan and Yunnan, offered abundant evidence of this. But most of the evidence was dried material in various herberia. Forrest, on the other hand, was not only sending home some of the most beautiful herbarium specimens ever collected, but pounds of seed as well. "Primulas in profusion, seeds of some of them as much as 3-5 lbs." The Keeper and his Deputy realized that such material would not only enrich the collection of living plants in the Botanic Garden, but would greatly change the form of gardening in Britain. From seeds of

Forrest's first expedition, *Primula malacoides* had quickly established itself as a greenhouse plant in the short period of three years; *P. secundiflora*, *P. polyneura*, *P. serratifolia*, *P. pinnatifida*, *P. bella*, *P. forrestii*, and *P. sinolisteri* had already flowered in Edinburgh and elsewhere; in 1911 *Gentiana sino-ornata* was showing its first flower buds; and there were hundreds of young plants of *Rhododendron*, *Cotoneaster*, *Gaultheria*, *Magnolia*, *Pyracantha* and many other genera ready for distribution over the country. Quite obviously *Acuba*, *Ligustrum*, holly and yew would give place to *Rhododendron*, *Primula*, *Gentiana* and *Meconopsis*.

Thus the two men devoted themselves to the systematic analysis of Forrest's wonderful collections (Forrest was to make five more expeditions to Western China before he died there in 1932), Balfour concentrating mainly on the two great genera *Rhododendron* and *Primula*, Smith endeavouring to encompass the rest. Between the years 1912-21 descriptions of over 550 species new to science flowed from his pen and were published in *Notes Roy. Bot. Gard. Edin.*

When he succeeded Balfour in 1922 to the dual post of Regius Keeper of the Botanic Garden and Professor of Botany in the University of Edinburgh, he continued to devote his energies to the elucidation of the collections of Forrest, and of others, from China and the Himalayas. But he did not cast his net so wide as before. Instead he immersed himself in the study of *Rhododendron* and *Primula*—particularly the latter—and jointly with Forrest he presented a revision of the sections of the genus *Primula* to the Primula Conference held by the Royal Horticultural Society in 1928. This important paper was the foundation of a much more detailed examination of the genus, the results of which were published in a long series of papers in the *Transactions* of the Royal



Society of Edinburgh, and in the *Transactions* of the Botanical Society of Edinburgh. Primulas had always interested him and during his travels in the Himalaya he had been fascinated by them.

Smith's work added greatly to our knowledge of the flora of Asia. It also gained for the University Botany Department a reputation for taxonomic research, and the Botanic Garden became justly famous for the successful propagation and cultivation of plants, especially those from the East. Naturally his great contributions to botany and horticulture were widely recognized; knighthood in 1932; Fellowship of the Royal Society in 1945; the MacDougall-Brisbane Prize from the Royal Society of Edinburgh, of which he was President from 1944-49; the Victoria Medal of Honour in 1925 and the Veitch Memorial Medal in 1930, both from this Society of which, for many years, he was a Vice-President and its Honorary Professor of Botany and to which in 1930 he de-

livered the Masters Lectures. He was also an Honorary Member of the American Academy of Arts and Sciences; D. es Sc. of the University of Toulouse, and LL.D., of the University of Aberdeen.

Sir William was born in the country and all his life remained a man of the country, detesting cities and crowds. He had loved his days on the high hills of the Himalaya and for long afterwards nothing gave him greater joy than to carry his gun on a long moorland walk, or to climb the Scottish mountains in search of plants.

He died on December 15, 1956, and Lady Smith and three daughters survive him.

*Editor's Note: Excerpts of the article written by Dr. Fletcher in the Journal of the Royal Horticultural Society, March 1957, are printed with permission of the author and of the editor of the Journal of the R.H.S. The editors of the Quarterly are grateful for this permission.*



*Polyanthus*

The official organ of the American Primrose Society

## The Quarterly

APPLICATION FOR MEMBERSHIP OR RENEWAL



*Hose-in-haze*

Mrs. Orval Agee, A.P.S. Treasurer  
11112 S.E. Wood Avenue,  
Milwaukie 22, Oregon.

I desire to be admitted to or to renew my membership in the AMERICAN PRIMROSE SOCIETY. Herewith I enclose dues, as checked below, which will include a year's subscription to the Quarterly.

- ( ) First member of the household.....\$ 3.50
- ( ) Second member (no subscription)..... 1.00
- ( ) Sustaining Membership ..... 5.00
- ( ) Life Membership ..... 100.00
- ( ) Commercial Listings in Capitals in Roster 1.00
- ( ) Overseas Membership ..... 2.50

Kindly make checks payable to the American Primrose Society



*P. involucrata*



*P. Sieboldii*



*Auricula*



*P. kisoana*

Barnhaven Notes will be resumed in the fall. Tending 100,000 seedlings in their present fussy stage, examining 5,000 heavily burdened seed parents and picking pods as they ripen—and, of course, the daily mail—leave neither time nor inclination for thoughts leading to further work. But you will find, offered below, seeds and seedlings over which you can dream of spring and primroses again.

### HAND-POLLINATED SEED

#### BARNHAVEN'S FAMOUS SILVER-DOLLAR POLYANTHUS

Still \$1 pkt., special packets of  
any of the following made to order.

Wood Violet Plum Royal Purple Victorian Stripes Orchid  
American Beauty Fuchsia Raspberry Maraschino Peach  
Wild Rose Salmon Coral Desert Rose Apricot Shrimp  
Sky Delft Cobalt Crimson Scarlet Yellow Orange Ivory  
White Cocoa Coffee Bronze Copper Kwan Yin Cowichan

Larger than silver dollars; Blue Ribbon Winners: Boston, 1957;  
New Zealand, 1956; Boston, 1954-55.

### HAND-POLLINATED ACAULIS SEED

\$1 packet

Blue Shades Pink and Rose Apricot blends Yellow Crimson Harbinger

### POLYANTHUS TRANSPLANTS

Transplants of most of the above shades listed under Silver-Dollar Polyanthus available for summer and fall delivery for 1958 bloom:

12 - \$2.25, 50 - \$7.25, 100 - \$12.25, postpaid, special handling.

# BARNHAVEN

Lew and Florence Levy

Gresham, Oregon



### Send for Pete Klein's Seed List

Petiolares; Kleinii; Lutheola; Rosea Grandiflora;  
Blue-Ribbon Gold-Laced Polyanthus

*P. frondosa*

**KLEIN'S NURSERY**, 1021 South 74th Street, Tacoma, Wash.

P  
S  
A  
T  
G  
R  
O  
A  
D  
I  
A  
N

## HANNON ACRES

17300 S.E. Oatfield Road  
Portland 22, Oregon

**Candelabras and other Primulas**

Seed and Plant list on request

### SPECIAL OFFER

Surplus of mixed Candelabra divisions including:

Pagoda Strain, all colors; *P. burmanica* (purpls);

*P. pulverulenta* (dark red); Bartley Strain  
*pulverulenta* (pink);

*P. anisadora* (dark red); *P. heledoxa* (yellow).

**25 Cents each for 25 plants or more**

Order early for delivery September 15th to 30th.

Postage 10% West of Rockies and 20%  
East of Rockies



## PORTLAND'S DOWNTOWN GARDEN STORE

Treat your soil when transplanting. We carry Ortho and Miller's soil dusts and sprays, and Carco-X

### PORTLAND SEED & PET STORE

CA. 8-3871  
204 S.W. Yamhill Street — Portland 4, Oregon  
The Store with the Puppies in the Window



for the Practical  
Gardener...

*Carco-X*

### WHAT WILL CARCO-X DO FOR YOU?

It will save your plants by controlling the Strawberry Root Weevil and certain other soil insects.

It will control certain leaf-eating insects which may destroy your plants.

It will, when used properly, keep your greenhouse as clean as a Dutch Kitchen.

It has many other uses too numerous to mention in this size ad. In previous issues of the Quarterly, we have told you what it is, so please refer to them for further information.

**NIELS NIELSEN**  
Fall City, Wash.

African Violets—Primroses—Dahlias

### POSTPAID PRICES

1/2 pint CARCO-X	\$ 1.65
1 pint "	2.25
1 quart "	3.50
1 gallon "	9.90
5 gallons "	40.00*

\*Express collect

## The J. K. Gill Company for Books

The standard reference book **TREES AND SHRUBS FOR PACIFIC NORTHWEST GARDENS**, *What to Grow and How to Grow Them*, by John A. Grant and Carol L. Grant is now available at Gills for \$4.95.

Also recommended Carl L. Wilson's **BOTANY** because the illustrations by T. Croasdale, which are found on almost every page, help to make this subject exceptionally graphic and easy to understand. The text is simple to follow for those who have thought of Botany as difficult. A glossary of botanical terms is included. \$6.50.

The revised edition, *Primula in the Garden*, by Kenneth Corsar, is recommended reading for the tyro, the rock gardener, or the professional, \$3.50.

ENCLOSED INSTRUCTIONS AND A CARD AND YOUR BOOK  
WILL BE GIFT WRAPPED AND SENT TO YOU

Enclosed please find.....for which send me Books marked below, postpaid.

- Complete Book of Greenhouse Gardening, by Northen-Northen @ \$ 6.50
- Geraniums—Pelargoniums, by Helen Van Pelt Wilson.....@ 4.50
- The Complete Gardener, by W. E. Shewell-Cooper.....@ 5.00
- The Modern Tropical Garden, by Kuck-Tong.....@ 6.95
- Treasury of American Gardens, by Fitch-Rockwell.....@ 12.50
- Botany, by Carl L. Wilson.....@ 6.50
- Trees & Shrubs for Pac. Northwest Gardens, by Grant & Grant @ 4.95
- An Easy Guide to African-Violets, by William L. Meachem.....@ 1.95
- Year 'Round Gardening In The West, by John H. Hanley.....@ 5.50
- Royal Horticultural Society Dictionary of Gardening:
- Four-volume set, 1956 edition.....@ 55.00
- Supplement, 1956.....@ 10.00
- Cyclamen Persicum, by Walter G. Blasdale (special).....@ .35
- The Propagation of Alpines, by Lawrence D. Hills.....@ 5.00
- Primula and Polyanthus, by Genders & Taylor.....@ 3.00
- Primulas in the Garden, by Kenneth Corsar (revised).....@ 3.50
- Cultivated Species of Primula, by Walter C. Blasdale (Special) @ 1.98
- House and Garden's New Complete Book of Gardens.....@ 10.00
- Plants of the Pacific Northwest, by Leonid Enari (July '56)....@ 3.00

J. K. Gill Company will be glad to fill orders for books from any publisher.

Name \_\_\_\_\_

City \_\_\_\_\_ Zone \_\_\_\_\_ State \_\_\_\_\_

**The J. K. Gill Company** (BOOK DEPT.)

408 S.W. Fifth Ave.

Portland 4, Oregon



## Specialists In Clematis

57 Varieties

Send for free descriptive list and planting instructions

Shipped in Spring and Fall  
Order Now for Fall Delivery

### Arnold's Clematis Nursery

2005 S.E. Park Ave.  
Milwaukie, Oregon

PHONE: EMPIRE 1602

# HERMANN

## Seed and Floral Company

CUT FLOWERS  
FLORAL DESIGNS  
ROSES ✦ SEEDS ✦ BULBS



1930-34 SOUTHEAST POWELL BLVD ✦ PORTLAND 2, OREGON

"We Give S & W Green Stamps"

"Get your BLUE WHALE HERE"



PRIMROSE, PANSY, HELLEBORUS,  
HARDY CYCLAMEN

Seed and Plants

*The Clarkes* Box 440 Q Clackamas, Oregon

On Southeast 82nd Street



# LIQUINOX

THE ALL-PURPOSE BLUE RIBBON FERTILIZER

Contains Yucca Extract

10-10-5

0-10-10

Pint  
.75

Quart  
\$1.35

Gallon  
\$3.75

## KEIFFER'S NURSERY

Kirkland, Washington

VA. 5326

POLYANTHUS CANDELABRA

AURICULAS DENTICULATAS

PLANTS SEEDS

List on request  
Will ship to all States

SKY HOOK FARM  
JOHNSON, VERMONT

## WILLOW GARDENS

The Fairyland of Hardy  
Primroses

Thousands of Polyanthus,  
Acaulis, and Auriculas—  
Hundreds of Shades

129 RAYMOND ST.  
DARIEN, CONN.

Off Old Kings Highway No.  
DARIEN OL 5-2178

When buying anything advertised in these pages, please say you saw it in the Primrose Quarterly.

By patronizing the advertisers, you help the Primrose Quarterly in the best way possible.



## FERTOSAN

COMPOST ACCELERATOR

URNS GARDEN  
RUBBISH INTO  
RICH MANURE  
IN

# 5 to 6 WEEKS

Get Fertosan from  
your local seedsman  
or hardware.

Fertosan Compost Accelerator, West Jordan, Utah

O. A. Moore, Colloidal Soil Service, College View Station,  
3827 South 52nd Street, Lincoln 6, Nebraska

Clair W. Stille, 137 Bassett Avenue, Lexington 27, Kentucky

Solly's Puget Sound Seed Company, 1530 Westlake Avenue North, Seattle 9, Wn.

DUNN SALES LIMITED

310 King Street East, Toronto 2, Ontario

58 Victoria Street, Winnipeg, Manitoba.

140 St. Paul Street West, Montreal 1, P.Q.

CANADIAN ORGANIC DEVELOPMENTS LTD.

306 Burns Building, Calgary, Alberta

MACDONALD & WILSON LTD.

562 Betty Street, Vancouver, B. C., Canada

# 5 CORNERS NURSERIES LANDSCAPING AND GARDEN STORE

First Ave. South at S.W. 160th

Here are those good plastic labels you have been looking for!

## MOST COMPLETE GARDEN STORE IN THE SOUTH END

Seeds—Tools—Shrubs  
Blue Whale in all sizes



P.O. Box 42

## VISIT SPRING HILL FARM

PRIMROSES—PANSIES—PERENNIALS—SHRUBS  
WHOLESALE AND RETAIL

CARL AND RUTH BÄRTLETT Gig Harbor, Washington

## NATIONAL AURICULA AND PRIMULA SOCIETY, Southern Section

Invites all Auricula and Primula lovers to join this Old Society  
Membership of \$1.50 per year includes Year Book (now ready)

Hon. Sec. Mr. G. Redvers Williams,  
Mount Pleasant, Eastbury, Newbury, Berks., Eng.

When buying anything advertised in  
these pages, please say you saw it in the  
*Primrose Quarterly*.

## AURICULAS

Named Varieties of Show and Alpine  
Auriculas. New seed crop now ready.

For a wonderful garden and a long flowering  
season combine primulas with Alpine plants—  
you will be delighted

Catalogue free

ALPENGLOW GARDENS

MICHAUD & COMPANY

13328 Trans-Canada Highway

New Westminster, B.C., Canada

# WHERE THERE IS CUPROLIGNUM

THERE IS NO ROT!

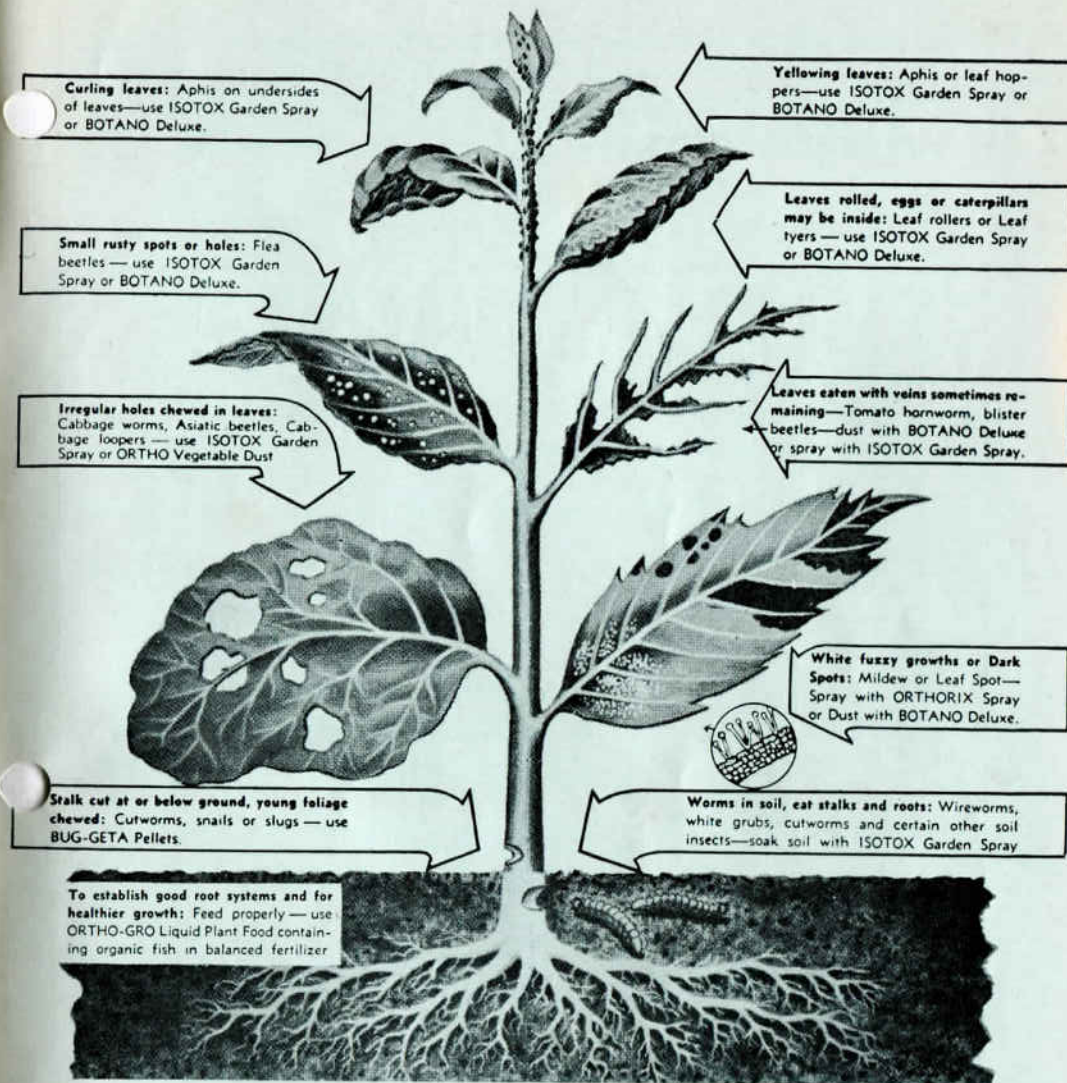
Use it on . . .

FLATS, FENCE POSTS, BENCHES,  
AND ALL EXPOSED LUMBER.

Sold at Lumber Yards  
and Hardware Stores

## RUDD & CUMMINGS

1608 15th Ave. W. Seattle 99, Wash.



## PEST CONTROL THE EASY WAY

The last few years have brought some amazing new multi-purpose sprays and dusts for easy, dependable plant protection.

You no longer need to recognize the insect or the plant disease . . . just two good sprays (ISOTOX and ORTHO-RIX), a multi-purpose dust (BOTANO) and BUG-GETA pellets for snails and slugs will protect your garden all season.

### Should You Dust or Spray?

Dust if you are looking for the easy way. It's faster, cleaner, saves dilution mixing. Use dusts that come in handy pump-action dusters with economical refill packages, such as BOTANO Deluxe or ORTHO Rose Dust.

Spray for economy and efficiency. Saves money—you use less. Sprays last longer, stick tighter, give better coverage. Use ISOTOX Garden Spray, either alone or

mixed with ORTHO-RIX Spray. This combination controls both insects and plant diseases. For handy home spraying you'll like the ORTHO SPRAYETTE—attaches to your garden hose; mixes water and spray material automatically as you spray.

**Pellets Make Baiting Easy.** For snails and slugs, simply toss BUG-GETA Pellets around your garden and get results overnight. It's best to start baiting regularly at the start of planting season.

**Ortho Weed Killers Give Complete Control.** If you're after Lawn Weeds, use ORTHO Lawn Groom or WEED-B-GONE . . . contains 2,4-D.

For Brushy Weeds (Poison Oak, Brambles, etc.) ORTHO Brush Killer does the job — contains 2,4,5-T. For clean Weed-Free Sidewalks and driveways use TRIOX . . . kills all vegetation and prevents regrowth up to 2 years.

## California Spray Chemical Corp.

Richmond, California—Elizabeth, New Jersey—Orlando, Florida—Portland, Oregon  
St. Louis, Missouri

# GARDENERS!

Don't just ask for Peat Moss . . . Ask for

## BLUE WHALE

A COMPLETE ORGANIC SOIL BUILDER  
AND CONDITIONER

Sundried Sphagnum  
Moss enriched with  
Dehydrated  
Whale Solubles,  
Whale Baleen,  
Whale Bone  
and Marine Marl.



Blue Whale is  
easily assimilated  
and immediately  
available to  
the plant.

SAFE ★ WILL NOT BURN

ODORLESS ★ ECONOMICAL

PRODUCES PRIZE-WINNING BULBS, FLOWERS,  
TREES, SHRUBS and POTTED PLANTS

ABSOLUTELY NO CHEMICALS

Sold by All Leading Garden Stores and Nurseries

A Product of  
ACME PEAT PRODUCTS LIMITED  
Vancouver, B.C.