

# The American GARDENER®

The Magazine of the American Horticultural Society

March / April 2010

Beautiful, Durable  
Baptisias

Coniferous  
Groundcovers

Agaves for Small  
Spaces

**Dynamic Duets  
for Shade**

Stunning results just got easier.



Introducing a great new way to feed all your outdoor plants. Osmocote® is now available in an easy-to-use bottle. Spread Osmocote Flower & Vegetable Plant Food throughout your garden so you can enjoy vibrant flowers, lush foliage and mouthwatering vegetables. Osmocote is formulated to feed consistently and continuously for up to four full months, plus it's guaranteed not to burn. And if that's not enough, the new bottle gives you yet another reason to be an Osmocote gardener.

# contents

Volume 89, Number 2 · March / April 2010

## FEATURES



page 36

### 18 DYNAMIC DUETS FOR SHADE

BY KRIS WETHERBEE

Light up shady areas of the garden by using plant combinations that offer complementary textures and colors.

### 24 AMERICAN BEAUTIES: BAPTISIAS

BY RICHARD HAWKE

The release of new cultivars of false indigo has renewed gardeners' interest in the genus *Baptisia*.



page 24

### 30 GROUND-COVERING CONIFERS

BY PENELOPE O'SULLIVAN

Reduce maintenance and add vibrant color and texture to the garden by using low-growing conifers as groundcovers.

### 36 AGAVES FOR SMALL GARDENS

BY MARY IRISH

Many small agave selections are well suited for smaller garden sites and also adapt surprisingly well to cultivation outside of their native Southwest.

ON THE COVER: Solomon's seal (*Polygonatum odoratum* 'Variegatum') and celandine poppy (*Stylophorum diphyllum*) partner beautifully in a shade garden. Photograph by Donna Krischan

## DEPARTMENTS

### 5 NOTES FROM RIVER FARM

### 6 MEMBERS' FORUM

### 8 NEWS FROM AHS

Allan Armitage to host AHS webinar, River Farm Spring Garden Market in April, AHS National Children & Youth Garden Symposium goes to California, AHS to participate in 4th annual Washington, D.C.-area Garden Fest, 2010 AHS President's Council Members Trip to Florida.

### 14 AHS NEWS SPECIAL

2010 Great American Gardeners National Award winners and 2010 Book Award winners.

### 42 ONE ON ONE WITH...


Steven Still: Herbaceous perennial expert.

### 44 HOMEGROWN HARVEST

A bumper crop of broccoli.

### 46 GARDENER'S NOTEBOOK

Mt. Cuba Center releases coneflower evaluation results, study shows bumble bee populations declining, GreatPlants® and Perennial Plant Association name 2010 Plants of the Year, Berry Botanic Garden to close, Jane Pepper retires as president of Pennsylvania Horticultural Society.



page 46

### 50 GREEN GARAGE®

Garden gloves.

### 52 BOOK REVIEWS

*What's Wrong with My Plant? (And How Do I Fix It?)*; *Homegrown Vegetables, Fruits, and Herbs*; *The Vegetable Gardener's Bible*; and *The Encyclopedia of Herbs*.


### 56 REGIONAL HAPPENINGS

### 60 HARDINESS AND HEAT ZONES AND PRONUNCIATIONS

### 62 PLANT IN THE SPOTLIGHT

Mountain fringe vine (*Adlumia fungosa*)

“This is a book to turn to over a lifetime of garden misadventures.”  
—Dominique Browning  
*The New York Times*



## AHS New Encyclopedia of Gardening Techniques

“You’ll find step-by-step instructions for pruning, watering, propagating; information about all categories of plants...sections on organic techniques and recycling; and how to treat pests and disease.... Consider it a plant-lover’s mutual fund—a little of this and little of that, in a dandy investment.”

—Ginny Smith  
*Philadelphia Inquirer*

“This is a must have for gardeners and landscape designers.”  
—Joel M. Lerner  
*The Washington Post*

Mitchell-Beazley/Octopus Books USA  
480 pages Hardcover, \$45

Available wherever  
books are sold



## AMERICAN HORTICULTURAL SOCIETY

*Making America a Nation of Gardeners, a Land of Gardens*

### Board of Directors

<b>CHAIR</b>	Susie Usrey <i>Dayton, Oregon</i>
<b>FIRST VICE CHAIRMAN</b>	Don E. Riddle, Jr. <i>Davidsonville, Maryland</i>
<b>SECOND VICE CHAIRMAN</b>	Leslie Ariail <i>Alexandria, Virginia</i>
<b>SECRETARY</b>	Harry A. Rissetto, Esq. <i>Falls Church, Virginia</i>
<b>TREASURER</b>	Arnold Steiner <i>Birmingham, Alabama</i>

Sandra Address *Chevy Chase, Maryland* ■ Allan M. Armitage *Athens, Georgia* ■ Suzanne Bales *Oyster Bay, New York*  
William E. Barrick, Ph.D. *Theodore, Alabama* ■ Kurt Bluemel *Baldwin, Maryland* ■ Amy Bolton *Falls Church, Virginia*  
Henrietta Burke *Alexandria, Virginia* ■ Tom Cooper *Watertown, Massachusetts* ■ Jane Diamantis *McDonald, Tennessee*  
Gay Estes *Houston, Texas* ■ Anne Garland Farrell *Richmond, Virginia* ■ Carole Hofley *Wilson, Wyoming*  
Margaret Kulp *Louisville, Kentucky* ■ Caroline Lewis *Coral Gables, Florida* ■ Jack Lowry *Phoenix, Maryland*  
Melissa R. Marshall *Pittsburgh, Pennsylvania* ■ Mary Pat Matheson *Atlanta, Georgia*  
Shirley Nicolai *Ft. Washington, Maryland* ■ J. Landon Reeve, IV *Woodbine, Maryland*  
Holly Shimizu *Glen Echo, Maryland*

<b>EXECUTIVE DIRECTOR</b>	Tom Underwood
<b>PRESIDENT EMERITUS</b>	Katy Moss Warner

### President's Council

**CHAMPION'S CIRCLE** Mr. and Mrs. W. Bruce Usrey

**LIBERTY HYDE BAILEY CIRCLE** Mr. and Mrs. Robert E. Kulp, Jr. ■ Mrs. Elizabeth Craig Weaver Proctor ■ Mr. and Mrs. Harry A. Rissetto ■ Mr. Arnold Steiner ■ Mr. and Mrs. Klaus Zech

**HAUPT CIRCLE** Lynda and Nathan Bachman ■ Mr. and Mrs. Robert Baillie ■ Mr. James R. Cargill ■ Mrs. Susan M. Cargill ■ Mr. and Mrs. Thomas Farrell ■ Mrs. Richard W. Hamming ■ Mrs. Carole S. Hofley ■ Mr. J. Landon Reeve, IV ■ Mrs. Enid N. Warner

**COUNCIL MEMBER'S CIRCLE** Mrs. Sandra L. Address ■ Mr. and Mrs. John H. Ariail, Jr. ■ Mrs. Suzanne F. Bales ■ Mrs. Suzanne F. Bales ■ Nancy J. Becker, M.D. ■ Mrs. Katherine Belk ■ Mrs. George P. Bissell, Jr. ■ Mr. and Mrs. C. William Black ■ Dr. Sherran Blair ■ Mr. and Mrs. Kurt Bluemel ■ Mr. and Mrs. Robert L. Bogle ■ Ms. Amy Bolton ■ Mr. and Mrs. Michael T. Bradshaw ■ Mr. and Mrs. Taylor Burke, III ■ Ms. Judy Daniel ■ Mr. and Mrs. George Diamantis ■ Mr. and Mrs. Carl Estes ■ Ms. Megan Evans ■ Ms. Inger Fair ■ Dr. and Mrs. John A. Floyd, Jr. ■ Mrs. Carolyn V. Foil ■ Ms. Marguerite Peet Foster ■ Ms. Amy Goldman ■ Mr. and Mrs. Joel Goldsmith ■ Mrs. Joan Goltzman ■ Ms. LaDawn Griffin ■ Mr. and Mrs. Richard W. Hanselman ■ Dr. and Mrs. William O. Hargrove ■ Mrs. Elizabeth Hooff ■ Mr. Philip Huey ■ Mrs. Carolyn M. Lindsay ■ Ms. JoAnn Luecke ■ Mr. and Mrs. Bob J. MacLean ■ Ms. Melissa Marshall ■ Mrs. Dorothy Marston ■ Mr. Charles T. Matheson ■ Mr. and Mrs. Harold McClendon, Jr. ■ Ms. Rosalyn Milbrandt ■ Mr. and Mrs. Egon Molbak ■ Dr. and Mrs. David E. Morrison ■ Mr. and Mrs. James R. Moxley ■ Mrs. Shirley Ann Nicolai ■ Mr. David D. Parrish ■ Mr. and Mrs. Albin MacDonough Plant ■ Mrs. Jeanne O. Shields ■ Mr. and Mrs. Charles H. Smith, Jr. ■ Mr. and Mrs. William M. Spencer, III ■ Mr. Harold Stahly ■ Dr. and Mrs. Steven M. Still ■ Mr. Howard McK. Tucker and Ms. Megan Evans ■ Mr. and Mrs. Tom Underwood ■ Mr. Joe Viar ■ Ms. Angela M. Vikesland ■ Mr. and Mrs. Robert D. Volk ■ Ms. Katy Moss Warner ■ Mr. and Mrs. Dennis White ■ Mr. and Mrs. Harvey C. White ■ Mr. and Mrs. John W. White, Sr. ■ Ms. Jill Yates

**HONORARY PRESIDENT'S COUNCIL** Ms. Louise Fruehling\* ■ Mrs. Enid Haupt\* ■ Mrs. John A. Lutz\* ■ Mr. and Mrs. Bruce Miller\*

\*In memoriam

### Education Sponsor

OXO International

### Corporate Members

Brent and Becky's Bulbs ■ The Care of Trees ■ Chapel Valley Landscape Company ■ The Espoma Company  
■ Furbish Company ■ Homestead Gardens ■ Kurt Bluemel, Inc. ■ Monrovia ■  
MTR Landscape Architects, LLC. ■ Osmocote ■ Renee's Garden

### Horticultural Partners

America in Bloom Symposium & Awards Program ■ Bellingrath Gardens and Home ■  
Colonial Williamsburg Foundation Garden Symposium ■ Cox Arboretum MetroPark  
■ Epcot International Flower & Garden Festival ■ The Gardeners of America/Men's Garden Clubs of America ■  
The Homestead in the Garden Symposium ■ Inniswood Garden Society ■ Morris Arboretum  
■ Oklahoma Botanical Garden & Arboretum ■ Oklahoma Horticultural Society

## NOTES FROM RIVER FARM

**T**HE ARRIVAL of this issue of *The American Gardener* in your mailbox means that the official beginning of spring is close at hand—a welcome milestone as it signals the start of the gardening season in much of the country. This year, in particular, it takes on special significance. Here at River Farm, the task of getting our gardens back in order after what has proven to be the snowiest winter on record for the mid-Atlantic region will surely keep us busy for months to come.

While we are saddened by the broken limbs, uprooted trees, and damaged shrubs that the storms passing through our area left in their wake, it means that the canvases of our garden now has some openings where we can put our horticultural prowess to the test. We find ourselves rethinking the garden as once-shady locations become sunny, and as plants that had become old friends and had long been taken for granted are suddenly no longer part of the landscape.

Whether it's renewing a storm-damaged garden or just getting a start on spring, gardeners across the country will soon be making their way to local garden centers for plants, supplies, advice...and maybe a sympathetic ear! A trip to the local garden center or nursery is a sure cure for cabin fever and a great way to get reenergized and gather ideas for the new gardening season.

The AHS has a long-standing relationship with the horticulture industry—particularly with retail garden centers. We are unique in that our membership includes both professional horticulturists and their customers—the common bond being a passion for plants and gardens. The AHS serves as an information bridge between the industry and American gardeners, while garden centers across America are where our members look to find the things they need to turn their ideas into reality.

At a recent industry gathering in Louisville, Kentucky, we had the opportunity to meet with a number of leaders of the garden center industry. One of these was Ernest Wertheim, a well-respected horticulturist, landscape architect, and garden center consultant from California. Ernest has been practicing since 1940, and his firm is internationally known for its work in garden center and retail nursery design. He is a longtime AHS member (22 years) and an avid reader of *The American Gardener*. We salute Ernest for his dedication to helping the industry connect with American gardeners and wish him belated congratulations on his 90th birthday!

Speaking of people who have influenced American horticulture, we are pleased in this issue to announce the winners of our annual AHS Great American Gardeners and Book Awards. Please turn to page 14 to read about these remarkable people, organizations, and publications.

Happy spring and please enjoy this issue of *The American Gardener*!

Susie Usrey, Chair, AHS Board of Directors  
Tom Underwood, Executive Director



### CONTACTS FOR AHS PROGRAMS, MEMBERSHIP BENEFITS & DEPARTMENTS

For general information about your membership, call (800) 777-7931. Send change of address notifications to our membership department at 7931 East Boulevard Drive, Alexandria, VA 22308. If your magazine is lost or damaged in the mail, call the number above for a replacement. Requests for membership information and change of address notification can also be e-mailed to [membership@ahs.org](mailto:membership@ahs.org).

**THE AMERICAN GARDENER** To submit a letter to the editor of *The American Gardener*, write to The American Gardener, 7931 East Boulevard Drive, Alexandria, VA 22308, or send an e-mail to [editor@ahs.org](mailto:editor@ahs.org).

**DEVELOPMENT** To make a gift to the American Horticultural Society, or for information about a donation you have already made, call (800) 777-7931 ext. 118.

**E-NEWSLETTER** To sign up for our monthly e-newsletter, visit [www.ahs.org](http://www.ahs.org).

**INTERNSHIP PROGRAM** The AHS offers internships in communications, horticulture, and youth programs. For information, send an e-mail to [education@ahs.org](mailto:education@ahs.org). Information and application forms can also be found in the River Farm area of [www.ahs.org](http://www.ahs.org).

**NATIONAL CHILDREN & YOUTH GARDEN SYMPOSIUM** For information about the Society's annual National Children & Youth Garden Symposium, call (800) 777-7931 ext. 137 or visit the Youth Gardening section of [www.ahs.org](http://www.ahs.org).

**RECIPROCAL ADMISSIONS PROGRAM** The AHS Reciprocal Admissions Program offers members free admission and other discounts to more than 250 botanical gardens and other horticultural destinations throughout North America. A list of participating gardens can be found in the Membership area of [www.ahs.org](http://www.ahs.org). For more information, call (800) 777-7931 ext. 132.

**RIVER FARM** The AHS headquarters at River Farm is open 9 a.m. to 5 p.m. weekdays year-round (except Federal holidays), and 9 a.m. to 1 p.m. Saturdays from April through October. Admission is free. For information about events, rentals, and directions, visit the River Farm section of [www.ahs.org](http://www.ahs.org).

**TRAVEL STUDY PROGRAM** Visit spectacular private and public gardens around the world through the Society's acclaimed Travel Study Program. For information about upcoming trips, call (703) 650-5262, send an e-mail to [ahs@mcnairtravel.com](mailto:ahs@mcnairtravel.com), or visit the Travel Study section of [www.ahs.org](http://www.ahs.org).

**WEBSITE: [www.ahs.org](http://www.ahs.org)** The AHS website is a valuable source of information about the Society's programs and activities, finding out about gardening events in your area, and linking to other useful websites. To access the members-only section of the website, this year's password is **oak**. The username is always **ahs**.

## MEMBERS' FORUM

### ENGLISH IVY'S SPREAD

I enjoyed the article "English Ivy: Paragon or Pariah" (November/December 2009). As a public gardener working in Ontario, I wanted to respond to the quote, attributed to Suzanne Pierot of the American Ivy Society, indicating ivy is only a problem in the Pacific Northwest and a small area of Virginia. Based on my experience, I can assure you that English ivy is a huge threat to our ecosystem in this region of Canada, and I applaud groups such as the No Ivy League on their eradication efforts.

*Silvana Valiani  
City of Hamilton, Ontario, Canada*

### IVY SOCIETY'S AHS CONNECTION

After reading the article on English ivy (November/December 2009), I thought I would share the interesting story of the connection between the American Ivy

Society (AIS) and the American Horticultural Society (AHS).

Shortly after I started the AIS in January 1973, an article titled "Ivy Society Formed" appeared in the October 1973 issue of the AHS's *News and Views*. Because of this article, no doubt, I was invited to attend the formal dedication of River Farm as the AHS's headquarters. It was on this day that I met Russell Siebert, who was then head of Longwood Gardens in Pennsylvania. He introduced me to the directors of other botanical gardens, many of whom I asked to send me cuttings of ivies with questionable names so that the AIS's Research Center could grow them in test gardens. Many of the gardens responded, and that is how our first reference collection was created.

*Suzanne Pierot  
President, American Ivy Society*

### 2010 Password for AHS Website is oak

The members-only section of the AHS website ([www.ahs.org](http://www.ahs.org)), provides access to membership benefits as well as the contents of each issue of *The American Gardener* since January/February 2001.

To access the section, the username is always **ahs** and the password, effective February 1, 2010, is **oak**. Both username and password must be entered in lowercase letters. As a reminder, the password is always listed on page 5 in each magazine issue.

**PLEASE WRITE US!** Address letters to Editor, *The American Gardener*, 7931 East Boulevard Drive, Alexandria, VA 22308. Send e-mails to [editor@ahs.org](mailto:editor@ahs.org) (note Letter to Editor in subject line). Letters we print may be edited for length and clarity.



Trumpet Daffodil Bravoure (#8048) and Muscari latifolium (#3743)

### BEAUTY FROM BULBS

Bring the beauty of bulbs to your gardens from our vast collection of the best Dutch flower bulbs and herbaceous peonies at the best prices. Select your own color palette and create natural, harmonious gardens with intermingled flower bulbs. Here is a stunning drift of Trumpet Daffodil Bravoure with a thick ribbon of Muscari latifolium. What would spring be without Daffodils and Muscari?

Contact Van Engelen for our 52-page wholesale flower bulb price list or John Scheepers for our colorful 88-page *Beauty from Bulbs* catalog. Contact Kitchen Garden Seeds for our 60-page catalog with over 500 gourmet vegetable, herb and flower seeds.

**John Scheepers** **Van Engelen** **Kitchen Garden Seeds™**  
Phone: (860) 567-0838 Phone: (860) 567-8734 Phone: (860) 567-6086  
[www.johnscheepers.com](http://www.johnscheepers.com) [www.vanengelen.com](http://www.vanengelen.com) [www.kitchengardenseeds.com](http://www.kitchengardenseeds.com)

*Serving America's finest gardens for over 100 years!* AG10

*Homestead Gardens*  
*Because Life Should Be Beautiful*

743 West Central Ave (Rte. 214) Davidsonville, MD 21035  
410/798-5000 410/956-4777 301/261-4550

THE AMERICAN HORTICULTURAL SOCIETY'S 18TH ANNUAL

NATIONAL  
CHILDREN  
& YOUTH  
GARDEN  
SYMPOSIUM



THE VITALITY OF GARDENS:  
ENERGIZING THE LEARNING ENVIRONMENT

JULY 22 - 24, 2010 • PASADENA, CALIFORNIA



SYMPOSIUM ATTENDEES WILL:

- Participate in the only national symposium that explores the positive impact of gardens in the lives of children and youth;
- Meet and learn from a variety of leading youth garden experts;
- Receive useful and relevant project, curriculum, design, and garden management ideas;
- Explore the gardens and programs of the Symposium hosts
- Participate in three dynamic days of workshops, lectures, poster sessions, and field trips; and
- Network and share your own expertise with children's gardening advocates from across the nation.

For more information, or to be added to the mailing list, visit [www.ahs.org](http://www.ahs.org), email [youthprograms@ahs.org](mailto:youthprograms@ahs.org), or call (703) 768-5700 ext. 137.

JULY 22-24, 2010 : PASADENA, CALIFORNIA

The restoration we seek in gardens is more essential than ever, but gardens are also sources of healthy food, environmental protection and personal fulfillment. Gardens can be an incubator for fostering engaged citizens. For children and youth, gardens can be a science lab, art studio, kitchen, gathering place, theater of the imagination, and a special place to explore the world.

Join us in California to learn how to create and use gardens to provide dynamic environments for experimentation, social engagement, self-expression, and connection to the natural world. Hear from youth, the adults in their lives, and national experts about the vital role of gardens in the lives of today's youth.



Hosted by:

Descanso Gardens  
Garden School Foundation  
Kidspace Children's Museum  
The Huntington Library, Art Collections, and Botanical Gardens  
Los Angeles County Arboretum & Botanic Garden  
University of California Common Ground Garden Program

# The American GARDENER

## EDITOR

David J. Ellis

## MANAGING EDITOR AND ART DIRECTOR

Mary Yee

## ASSOCIATE EDITOR

Viveka Neveln

## EDITORIAL INTERN

Krystal Fogel

## CONTRIBUTING EDITOR

Rita Pelczar

## CONTRIBUTING WRITER

Carole Ottesen

## EDITORIAL ADVISORY BOARD

### CHAIR

Richard E. Bir

*Brevard, North Carolina*

Allan M. Armitage

*Athens, Georgia*

Nina L. Bassuk

*Ithaca, New York*

Steve Bender

*Birmingham, Alabama*

John E. Bryan

*San Francisco, California*

Panayoti Kelaidis

*Denver, Colorado*

Richard W. Lighty

*Kennett Square, Pennsylvania*

Elvin McDonald

*West Des Moines, Iowa*

## CONTACT US

*The American Gardener*  
7931 East Boulevard Drive  
Alexandria, VA 22308  
(703) 768-5700

## EDITORIAL

E-MAIL: [editor@ahs.org](mailto:editor@ahs.org)

## ADVERTISING & CORPORATE PARTNERSHIPS

E-MAIL: [advertising@ahs.org](mailto:advertising@ahs.org)

*The American Gardener* (ISSN 1087-9978) is published bimonthly (January/February, March/April, May/June, July/August, September/October, November/December) by the American Horticultural Society, 7931 East Boulevard Drive, Alexandria, VA 22308-1300, (703) 768-5700. Membership in the Society includes a subscription to *The American Gardener*. Annual dues are \$35; two years, \$60. International dues are \$50. \$10 of annual dues goes toward magazine subscription. Periodicals postage paid at Alexandria, Virginia, and at additional mailing offices. Postmaster: Please send Form 3579 to *The American Gardener*, 7931 East Boulevard Drive, Alexandria, VA 22308-1300.

Botanical nomenclature is based on *The American Horticultural Society A-Z Encyclopedia of Garden Plants*, on *A Synonymized Checklist of the Vascular Flora of the United States, Canada and Greenland* and on the *Royal Horticultural Society Index of Garden Plants*. Opinions expressed in the articles are those of the authors and are not necessarily those of the Society. Manuscripts, artwork, and photographs sent for possible publication will be returned if accompanied by a self-addressed, stamped envelope. We cannot guarantee the safe return of unsolicited material. Back issues are available at \$8 per copy.

Copyright ©2010 by the American Horticultural Society.



Printed in the U.S.A.

## News from the AHS

March / April 2010

PROGRAMS • EVENTS • ANNOUNCEMENTS

### ARMITAGE TO HOST AHS MEMBERS-ONLY WEBINAR ON VINES



Allan Armitage

UNIVERSITY OF GEORGIA HORTICULTURIST **Allan M. Armitage** will be presenting the first AHS online seminar this year. On Friday April 9 at 1 p.m. eastern time, join Armitage as he covers “Vines and Climbers for American Gardens.” An award-winning author of more than a dozen gardening books, Armitage has just completed a new book on vines, *Armitage’s Vines & Climbers: A Gardener’s Guide to the Best Vertical Plants*, that will be published this spring by Timber Press. Online registration for this webinar, exclusively for AHS members, is now open in the members-only section of the AHS website ([www.ahs.org](http://www.ahs.org)).

### RIVER FARM’S SPRING GARDEN MARKET IN APRIL

THE AHS’S SPRING GARDEN MARKET on April 16 and 17 will feature vendors from the Mid-Atlantic region offering new and time-tested plants, garden supplies, and unique garden art.



As an incentive, shoppers whose total purchases reach qualifying levels can

**The Spring Garden Market will feature a wide variety of plants as well as garden merchandise, such as these unusual pumice planters from last year’s event.**

earn free herbs and vegetables donated to the AHS by **Bonnie Plants**.

Located at the AHS’s River Farm headquarters in Alexandria, Virginia, the spring sale will include a raffle of vendor items and an art exhibit in the Estate house by the American Art League. District II of the National Capital Area Garden Clubs will be hosting a standard flower show, “Carpe Diem: Seize the Day,” which will be open to the public. Also, the Fairfax County Master Gardeners will be on hand to answer gardening questions.

Members will have the opportunity to shop and have a first-look at the merchandise during a special preview sale from 4 to 8 p.m. on Thursday, April 15. For more information on the Spring Garden Market, visit [www.ahs.org](http://www.ahs.org) or call (703) 768-5700.

### SHOP FOR PLANTS AND SUPPORT THE AHS

**BLOOMIN’ BUCKS**, a progressive fundraising program created by **Brent and Becky’s Bulbs**, now allows gardeners to support the AHS while preparing for the planting season. Anyone who places an order with Brent and Becky’s throughout the year can select a non-profit organization, including the AHS, to receive a donation from their purchase. Brent and Becky’s Bulbs is a mail-order and retail purveyor of specialty bulbs and other plants, based in Gloucester, Virginia. A family-owned business, Brent and Becky’s became an AHS Corporate Member in 2009.

To learn more about Bloomin’ Bucks, visit the AHS website ([www.ahs.org](http://www.ahs.org)) and click on the Bloomin’ Bucks link on the home page.



## 2010 YOUTH GARDEN SYMPOSIUM GOES WEST

THE AMERICAN HORTICULTURAL SOCIETY'S National Children & Youth Garden Symposium is hosted each year in a different city by gardens and organizations that have made



The Huntington Library, Art Collections, and Botanical Gardens is a host of the 2010 National Children & Youth Garden Symposium.

advancements in youth gardening. This year's event, "The Vitality of Gardens: Energizing the Learning Environment," will take place July 22 to 24 in Pasadena, California. Among the organizations set to host the symposium are Descanso Gardens; Garden School Foundation; Kidspace Children's Museum; Huntington Library, Art Collections, and Botanical Gardens; Los Angeles County Arboretum & Botanic Garden; and the University of California Common Ground Garden Program.

"Our hosts span the spectrum of youth gardening, from public gardens to school- and community-based initiatives, from preschoolers to teenagers. This symposium will offer something for anyone who is passionate about engaging today's youngest generations in gardening," says AHS Director of Member Programs and Outreach **Stephanie Jutila**.

Attendees of this year's 18th annual event will hear from keynote speaker **Roger Swain**. The widely recognized "man with the red suspenders," who hosted television's longest-running gardening show, *The Victory Garden*, for 15 years, realized his interest in gardening as a teenager. Now a noted biologist and author, Swain's childhood hobby has become a lifelong passion that he has shared with people around the world.

Symposium participants will also have the opportunity to tour California's host gardens, attend field trips and workshops, and network with children's gardening advocates from throughout North America.

For more information, e-mail [youthprograms@ahs.org](mailto:youthprograms@ahs.org) or call (703) 768-5700 ext. 137.



PHOTO BY DEBRA KAYATA FROM 2010 GARDENER'S CALENDAR

### 2010 "Gardener's" Calendar


Thirteen winning photographs taken by various TGOA/MGCA members. We encourage all men and women to become a member of TGOA/MGCA and enjoy the benefits of a great organization. For more information on the organization or to order calendars for \$6.95 postpaid, please call or e-mail:

### The Gardeners of America/ Men's Garden Clubs of America

Box 241, Johnston, IA 50131-0241  
(515) 278-0295 e-mail: [mgcamb@dw.com](mailto:mgcamb@dw.com)  
[www.tgoa-mgca.org](http://www.tgoa-mgca.org)

**Chapel Valley**  
*Landscape Company*

For 40 years, distinctive, award-winning landscapes have been the hallmark of Chapel Valley Landscape Company's commitment to creativity, quality and service. We design, install and maintain landscapes that make a positive first impression. Call us today to discuss your plans using our comprehensive landscape services.

  
Maryland 410.442.2310 | Virginia 703.406.0802 | Washington, D.C. 301.924.5400  
[www.chapelvalley.com](http://www.chapelvalley.com)

## AHS TO PARTICIPATE IN MAY GARDEN FEST

IN CELEBRATION OF National Public Gardens Day, the American Horticultural Society will join with eight other Washington, D.C.-area horticulture institutions in the 4th annual Garden Fest to be held on May 8 in the Smithsonian Institution's Enid A. Haupt Garden on the National Mall.

Sponsored by the Smithsonian Institution, Garden Fest 2010: *Making Connections* will include live entertainment and hands-on activities for children and adults. Beneficial insect releases, an heirloom vegetable display, a floral design demonstration, a souvenir photo booth, and authors signing books at a garden book shop are just a few of the day's offerings. This free event is open to the general public.

**Shelley Gaskins**, horticulturist for the Enid A. Haupt Garden, says the festival is intended to "highlight the important contributions gardens and plants make in our lives and the connections they foster in our communities and to the world." Brookside Gardens, Green Spring Gardens, and the National Gallery of Art are among the other gardens and organizations currently scheduled to participate.

To learn more about Garden Fest and to view a complete list of participating organizations, visit [www.gardenfest.si.edu](http://www.gardenfest.si.edu).

## THE AHS PRESIDENT'S COUNCIL TRIP TO FLORIDA IN APRIL

THE 2010 AHS President's Council Members Trip, scheduled for April 21 to 25, will explore private and public gardens in the Ponte Vedra and Jacksonville area of northeast Florida. The historic Ponte Vedra Inn will serve as the oceanside headquarters



The Jacksonville Zoo & Gardens offers ideas for subtropical gardening.

for this year's program, hosted by former AHS President **Carolyn Marsh Lindsay** and AHS Executive Director **Tom Underwood**. In addition to visiting a number of exceptional private gardens, attendees will tour historic Glen St. Mary Nurseries, the Jacksonville Zoo & Gardens, and the Cummer Museum of Art & Gardens. For more information about the trip or becoming a President's Council member, please call **Sue Galvin** at (703) 786-5700 ext. III or e-mail [sgalvin@ahs.org](mailto:sgalvin@ahs.org).



AHS NATIONAL EVENTS AND PROGRAMS

## 2010 CALENDAR

Mark your calendar for these national events that are sponsored or co-sponsored by the AHS. Visit [www.ahs.org](http://www.ahs.org) or call (703) 768-5700 for more information.



MAR. 3–MAY 16. **Epcot International Flower & Garden Festival.** Lake Buena Vista, Florida.

APR. 9. **AHS Webinar: "Vines & Climbers for American Gardens,"** presented by Allan M. Armitage.

APR. 11 & 12. **Colonial Williamsburg Garden Symposium.** Williamsburg, Virginia.

APR. 15–17. **Spring Garden Market.** River Farm, Alexandria, Virginia. (Note: AHS Members-only preview sale is Thursday, April 15.)

APR. 15–17. **National Capital Area Garden Clubs, Inc. District II Standard Flower Show.** River Farm, Alexandria, Virginia.

APR. 17–25. **Historic Garden Week in Virginia.**

JUNE 10. **Great American Gardeners Awards Ceremony & Banquet.** River Farm, Alexandria, Virginia.

JULY 22–24. **National Children & Youth Garden Symposium.** Pasadena, California.

AUG. 20–22. **The Homestead's 12th Annual "In the Garden With the Experts" Symposium.** Hot Springs, Virginia.

SEPT. 25. **AHS Annual Gala.** River Farm, Alexandria, Virginia.

SEPT. 30–OCT. 2. **America In Bloom Symposium and Awards Ceremony.** St. Louis, Missouri.

OCT. Date to be determined. **AHS Webinar.**



# THE AMERICAN HORTICULTURAL SOCIETY TRAVEL STUDY PROGRAM 2010 TOURS

## MAY IN ENGLAND

### Gardens of East Anglia

with AHS Host *Stephanie Jutila*  
and Tour Escort *Antonia Lloyd Owen* of  
*Specialtours*

**May 22–31, 2010**

■ Designed for the connoisseur of English gardens who has perhaps already visited the great houses and gardens within easy reach of London, this trip features the gardens of East Anglia—Norfolk, Suffolk, Essex, and Cambridgeshire—a region rich in history. In addition to touring private gardens in charming English villages, we will visit several celebrated sites, including Anglesey Abbey, the Beth Chatto Gardens, and Wyken Hall Gardens.



### Gardens and Innovation: Chicagoland and Rockford

with AHS Host *Katy Moss Warner*

**June 16–20, 2010**

■ This tour will highlight the innovative gardens that have contributed to the greening of Chicago and influenced the horticultural heritage that distinguishes the surrounding communities. In Rockford, Illinois, an America in Bloom award-winning city, we will see how community spirit has fostered the creation of exceptional gardens.




### Sicily: Gardens and Antiquities

with AHS Host *Katy Moss Warner*

and Tour Escort *Susie Orso* of *Specialtours*

**October 28–November 7, 2010**

■ From the sparkling seascapes of Taormina to the rugged landscape of the island's interior, this tour will explore the fascinating archaeological sites, historical monuments, and fantastic gardens of Sicily. A once-in-a-lifetime opportunity awaits you.



2010 President's Council Trip\* to

### Jacksonville and Ponte Vedra Beach, Florida

April 21–25, 2010

hosted by *Carolyn Marsh Lindsay*

\*Exclusive offering for AHS President's Council members. For more information about or to join the AHS President's Council, contact Sue Galvin at (703) 768-5700 ext. 111 or [sgalvin@ahs.org](mailto:sgalvin@ahs.org).

For more information about upcoming tours in the AHS Travel Study Program, please contact our travel planner, MacNair Travel:

• E-mail: [ahs@macnairtravel.com](mailto:ahs@macnairtravel.com) • Call: (866) 627-6621 • Visit: [www.ahs.org](http://www.ahs.org)



## THE ANNUAL HISTORIC GARDEN WEEK IN VIRGINIA

THE AMERICAN HORTICULTURAL SOCIETY'S headquarters at River Farm will once again be a part of Virginia's Historic Garden Week, an annual tour of the region's finest gardens, homes, and historic landmarks. "America's Largest Open House," sponsored by the Garden Club of Virginia, will take place April 17 through 25 and will include tours of properties ranging from the early 17th through the early 21st centuries. This year will mark the 77th anniversary of Historic Garden Week, making it the oldest house and garden tour in the country. Proceeds will benefit the preservation and restoration of historic Virginia gardens.

Tours in the Alexandria area, including self-guided tours of River Farm, will take place on April 17. For more information on Historic Garden Week, including tour schedules and ticketing, visit [www.vagardenweek.org](http://www.vagardenweek.org).

## GRANT FUNDS AHS YOUTH PROGRAMS INTERNSHIP

THE AHS is once again seeking a Youth Programs Intern to assist the Member Programs staff with developing the Society's educational programs, including the upcoming National Children & Youth Garden Symposium. The intern will also assist with the management of youth gardening programs at the AHS's River Farm headquarters. Applicants should have an interest in educating children and youth about gardening and exposing them to garden-related activities.

The internship is made possible through a grant funded by the **ExxonMobil Foundation's Community Summer Jobs Program (CJSP)**. The CJSP was founded in 1971 to introduce college students to the non-profit community. By sponsoring internships at non-profit agencies, the program helps students gain hands-on experience in a variety of organizations while increasing the ability of those agencies to accomplish their goals.

The application deadline for the Youth Programs Internship is March 31. For information about the internship and application forms, e-mail [education@ahs.org](mailto:education@ahs.org) or visit the AHS website at [www.ahs.org/river\\_farm/internships\\_employment.htm](http://www.ahs.org/river_farm/internships_employment.htm).

## COLONIAL WILLIAMSBURG GARDEN SYMPOSIUM

CO-SPONSORED BY the AHS, the 64th annual Colonial Williamsburg Garden Symposium, "Timeless Lessons from Historic Gardens," will be held April 11 and 12 in Williamsburg, Virginia. Speakers will include noted author and photographer **Ken Druse** and garden designer and author **Gordon Hayward**.

AHS members are eligible to receive discounted registration. For more information, contact Colonial Williamsburg at (800) 603-0948 or visit [www.colonialwilliamsburg.org/conted](http://www.colonialwilliamsburg.org/conted).

*News written by Editorial Intern Krystal Floegel.*

AHS STAFF

## Gifts of Note

If you would like to support the American Horticultural Society as part of your estate planning, as a tribute to a loved one, or as part of your annual charitable giving plan, please contact: Tom Underwood, Executive Director, at (703) 768-5700 ext. 123 or [tunderwood@ahs.org](mailto:tunderwood@ahs.org).

In addition to vital support through membership dues, the American Horticultural Society relies on grants, bequests, and other gifts to support its programs. We would like to thank the following donors for gifts received between December 1, 2009 and January 31, 2010.

The Bachman Foundation  
Ms. Amy Bolton  
The Care of Trees Alexandria Virginia  
Mrs. Susan M. Cargill  
Mr. and Mrs. George Diamantis  
Estate of Jane Steffey  
Mr. and Mrs. Thomas Farrell  
Ms. Carolyn V. E. Foil  
Ms. Amy Goldman  
Mr. and Mrs. Joel Goldsmith  
Mr. and Mrs. Richard W. Hanselman  
Dr. and Mrs. William O. Hargrove  
Kurt Bluemel, Inc.  
Ms. Marta J. Lawrence  
Mrs. Carolyn M. Lindsay  
Mrs. Phillip H. McCaull

The Melville Foundation  
Mr. and Mrs. Frank Nicolai  
Osmocote  
Mr. David D. Parrish  
Mr. and Mrs. Harry A. Rissetto  
Sakata Seed America, Inc.  
Terra Design Studios, LLC  
Ms. Angela M. Vikesland  
Mr. and Mrs. Robert D. Volk  
Ms. Katy Moss Warner  
Ms. Jill Yates

*In Honor of Arabella Dane*  
Ms. Dorothy S. Cabot  
Garden Club of St Louis  
Wolfeboro Garden Club

*In Honor of Joan Goltzman*  
Schwab Charitable Fund

*In Memory of Jaqueline Bluemel-Meystol*  
Mr. and Mrs. Kurt Bluemel

*In Memory of Phil Loiacona*  
Ms. Denise Bielan

*In Memory of Mr. and Mrs. Malcolm Matheson, Jr.*  
Mrs. Catherine Hendricks

# 'SPOUT TIME!

**OXO**  
**GOOD GRIPS®**

**Finally, a new spin on Watering Cans!**  
Introducing the OXO Good Grips Pour & Store Watering Cans with a rotating spout for easier filling and space-efficient storing. Water levels in the translucent spout line up with the measurement markings on the body for easy measuring. Available in three sizes: Outdoor (2 gal), Indoor (3 qt) and Mini (1 qt).



**Pour & Store Watering Cans**

1.800.545.4411

[www.oxo.com](http://www.oxo.com)

## AHS 2010 Great American Gardeners National Award Winners

**T**HE AMERICAN HORTICULTURAL SOCIETY is proud to announce the distinguished recipients of the Society's 2010 Great American Gardeners Awards. Individuals, organizations, and businesses who receive these awards represent the best in American gardening. Each has contributed significantly to fields such as plant research, garden communication, landscape design, youth gardening, teaching, and floral design. We applaud their passionate commitment to American gardening and their outstanding achievements within their area of expertise.

The 2010 awards will be presented on June 10 during the Great American Gardeners Awards Ceremony and Banquet at River Farm, the AHS's headquarters in Alexandria, Virginia. For more information, visit [www.ahs.org/awards](http://www.ahs.org/awards) or call (703) 768-5700 ext. 132.

### LIBERTY HYDE BAILEY AWARD

*Given to an individual who has made significant lifetime contributions to at least three of the following horticultural fields: teaching, research, communications, plant exploration, administration, art, business, and leadership.*



**T**HIS YEAR'S recipient of the AHS's most prestigious award is Steven M. Still, a professor emeritus of horticulture at the Ohio State University (OSU) in Columbus and an internationally recognized expert and leader in the field of herbaceous perennial plants.



**Steven Still at the 2007 dedication of a garden named in his honor at the Chadwick Arboretum**

Still began his teaching career while doing graduate work at the University of Illinois. After graduating in 1974 with a doctorate in horticulture, Still taught horticulture at Kansas State University in Manhattan for five years before moving to OSU, where he taught and mentored thousands of horticulture students from 1979 to 2005. In addition to his teaching duties, he conducted horticultural research and served as the first director of OSU's Chadwick Arboretum and Learning Garden.

Still's acclaimed book, *Manual of Herbaceous Ornamental Plants*, was first published in 1980. Now in its fourth edition, it is a standard textbook for horticulture students. In addition, he has written numerous articles for horticultural publications and has amassed an extensive archive of plant photographs, many of which have been published in books, magazines, catalogs, and on plant tags.

For the last 27 years, Still has been the executive director of the Perennial Plant Association, a 1,400-member international organization for horticulturists, plant growers, researchers, and gardeners interested in propagating, growing, and promoting the use of perennial plants. One of five founding members of the PPA, Still edits the organization's quarterly journal and coordinates its annual symposium and trade show. He has also served in top leadership positions with many other national and regional organizations, including the Ohio Nursery & Landscape Association, the Garden Writers Association, and the American Horticultural Society.

Still has received numerous awards, including the L.C. Chadwick Teaching Award from the American Nursery & Landscape Association in 2004 and the Garden Club of America's Medal of Honor in 2008. In 2007, the Steven M. Still Garden in the Chadwick Arboretum and Learning Garden was dedicated to Still. (To read an interview with Still, turn to page 42.)

## H. MARC CATHEY AWARD

*Recognizes outstanding scientific research that has enriched the field of horticulture.*

A research geneticist at the USDA's Agricultural Research Service (USDA-ARS),



Robert J. Griesbach earned a doctorate in genetics from Michigan State University in 1980. The following year, he joined the Floral and Nursery Plants Research Unit within the USDA-ARS. While conducting

research in the genetics of floral plants, Griesbach helped to create new floral crops, develop new genetic engineering technologies, and determine the genetic basis of floral and vegetative leaf colors.

Griesbach has published more than 130 articles. He served as the chair of the American Orchid Society's Research Committee for more than 10 years and is a past president. In 2006, he was named a Fellow by the American Society for Horticultural Science.

## PAUL ECKE JR. COMMERCIAL AWARD

*Given to an individual or company whose commitment to the highest standards of excellence in the field of commercial horticulture contributes to the betterment of gardening practices everywhere.*

The late Tom Hoerr II was president of Green View Companies, founded in Peoria, Illinois, in 1955.



Green View Companies includes landscape contracting, growing-retail centers, and a landscape design and architectural firm that serves central and northern Illinois. Hoerr's vision of high-quality plants and products, innovative design, and overall excellence fostered the success of Green View Companies.

Hoerr served on the board of directors for Excellence in Creative Garden Concepts, the Illinois Nurserymen's Association, and Peoria City Beautiful. He also supported many community causes.

Following Hoerr's death in 2009, Green View continues to be operated by Hoerr's wife, Jeanette, and their children.

## LANDSCAPE DESIGN AWARD

*Given to an individual whose work has demonstrated and promoted the value of sound horticultural practices in the field of landscape architecture.*

A landscape architect based in Bar Harbor, Maine, Bruce John Riddell is principal of



his one-person firm, LandArt. Riddell received a masters of landscape architecture from the University of Pennsylvania in 1986.

After graduation, Riddell worked with James van Sweden and

Wolfgang Oehme in Washington, D.C., where he participated in the design of several major public projects, including the U.S. National Arboretum in Washington and Battery Park in New York City.

Riddell's primary focus is on the design of intimate residential gardens, but he has designed three public gardens in Maine—Southwest Harbor Veteran's Park, Charlotte Rhoades Park, and the Coastal Maine Botanical Gardens. Riddell's designs typically combine native and naturalized plantings with site-specific handmade elements such as fountains and stonework.

## MERITORIOUS SERVICE AWARD

*Recognizes a past Board member or friend of the American Horticultural Society for outstanding service in support of the Society's goals, mission, and activities.*

A retired registered nurse and longtime resident of Alexandria, Virginia, Betty



Smalley has dedicated more than 4,000 hours of volunteer time to the American Horticultural Society over the last 20 years at its River Farm headquarters.

In addition to helping with outdoor activities such as weeding and planting, Smalley has been an important participant in the AHS Annual Seed Exchange program, filling orders from members in the winter months. She also regularly assists at other events held at River Farm and has been a friend and mentor to countless other volunteers over the years.

## B. Y. MORRISON COMMUNICATION AWARD

*Recognizes effective and inspirational communication—through print, radio, television, and/or online media—that advances public interest and participation in horticulture.*

An author, photographer, and a recognized authority on North American native



plants, William Cullina is director of horticulture and plant curator at the Coastal Maine Botanical Gardens (CMBG) in Boothbay, Maine.

Cullina has written and contributed photographs to five highly

regarded books: *Growing and Propagating Wildflowers of the United States and Canada* (2000), *Native Trees, Shrubs, and Vines* (2002), *Understanding Orchids* (2004), *Native Ferns, Moss, & Grasses* (2008), and most recently, *Understanding Perennials: A New Look at an Old Favorite* (2009). Three of his books have received annual book awards from the American Horticultural Society. He is a sought-after speaker and contributes articles and photographs to many gardening publications.

Prior to moving to CMBG, Cullina worked at the New England Wild Flower Society in Framingham, Massachusetts, from 1995 to 2006.

## FRANCES JONES POETKER AWARD

*Recognizes significant contributions to floral design in publications, on the platform, and to the public.*

Jane Godshalk is a member of the faculty of Longwood Gardens in Kennett Square,



Pennsylvania, where she teaches floral design. She also lectures and teaches across the country.

Godshalk is an artistic judge for the Garden Club of America (GCA) and her floral designs have been featured in books and magazines, including a column on "Eco-Friendly Floral Design" for the Pennsylvania Horticultural Society's *Green Scene* magazine.

Among her numerous awards is the GCA Bonnyln Martin Medal for “consistently innovative floral design.” She is active in the American Institute of Floral Designers and the World Association of Flower Arrangers.

### PROFESSIONAL AWARD

*Given to a public garden administrator whose achievements during the course of his or her career have cultivated widespread interest in horticulture.*

Eric Tschanz has been president and executive director of Powell Gardens in Kingsville, Missouri, since 1988. During that time, he has implemented the first three phases of the Gardens’ master plan. He recently completed a more than \$9-million development campaign and oversaw the construction of the new Heartland Harvest Garden—the largest edible landscape in the country.



Tschanz earned a master’s degree in Botanic Garden Management through the University of Delaware’s Longwood Graduate Program. In 1982, he became the first director of the San Antonio Botanical Gardens in Texas.

Since 1985, Tschanz has been an active member of the American Public Gardens Association, for which he has served as vice president and then president.

### CATHERINE H. SWEENEY AWARD

*Recognizes extraordinary and dedicated philanthropic support of the field of horticulture.*

In 2006, brothers William, Daniel, and Albert Nicholas made a lead gift of \$2,150,000 to the Rockford Park District in Illinois for a centerpiece project to cel-



brate the District’s 100th anniversary in 2009. The gift is being used to create the Nicholas Conservatory & Gardens in Sinnissippi Park. When it is completed in spring 2011, the conservatory will become the third largest in Illinois.

The Nicholas brothers, who grew up in Rockford in the 1940s and 1950s, elected to support the district as a way to honor their parents, William and Ruby Nicholas. The donation ties in with their ongoing efforts to champion the benefits of plants and quality of life issues.

### JANE L. TAYLOR AWARD

*Given to an individual, organization, or program that has inspired and nurtured future horticulturists through efforts in children’s and youth gardening.*

Growin’ Gardeners is a hands-on, interactive program that inspires and nurtures



young horticulturists and their families. The program is the centerpiece of the Dow Gardens Children’s Garden in Midland, Michigan.

Through the program, families are assigned a four-by-four-foot plot where they can choose, plant, and grow their own vegetables. With the aid of weekly lessons and a workbook, they learn the basics of gardening and the use of gardening tools.

Growin’ Gardeners, which began in 2003 with 10 garden plots and 34 participants, has grown under the leadership of horticulturist Melissa Butkiewicz to include 84 garden plots and 270 participants.

### Nominations for 2011

If you would like to nominate someone for one of the 2011 Great American Gardeners Awards, please visit our website ([www.ahs.org](http://www.ahs.org)) and click on “Awards” for more information.

### TEACHING AWARD

*Given to an individual whose ability to share his or her horticultural knowledge with others has contributed to a better public understanding of the plant world and its important influence on society.*

An instructor and acting coordinator of the horticulture program at Naugatuck Valley Community College (NVCC) in Waterbury, Connecticut, Robert Herman has more than 30 years of experience in both horticulture and education.



Prior to NVCC, Herman worked at the Missouri Botanical Garden in St. Louis, where he started the Master Gardener Program, trained volunteers, coordinated the adult education program, and was responsible for all interpretive signage.

Earlier in his career, while working at a perennial plant nursery in Germany, Herman trained German apprentice horticulturists and created an internship program for Americans.

In 2009, Herman received a national award for Teaching Excellence from the University of Texas.

### URBAN BEAUTIFICATION AWARD

*Given to an individual, institution, or company for significant contributions to urban horticulture and the beautification of American cities.*

An all-volunteer community organization formed in 2004 in Roslindale, a neighborhood of Boston, Massachusetts, Roslindale Green & Clean (RG&C) was created by a group of residents whose goal was to create green and attractive oases within the town’s urban environment.

With the help of the City of Boston and other neighborhood groups, six projects have been completed so far. Through special events like the Green Garden Exchange—an educational program that offers participants practical information on plant selection and gardening techniques—and a planned 2010 garden tour, RG&C continues to bolster community interest and participation.






## 2010 AHS Book Award Winners

Each year, the American Horticultural Society recognizes outstanding gardening books published in North America with its annual Book Award. Nominated books are judged by the AHS Book Award Committee on qualities such as writing style, authority, accuracy, and physical quality. This year's four recipients, selected from books published in 2009, are listed below.

The 2010 Book Award Committee was chaired by **Marty Ross**, a regional contributor for *Better Homes & Gardens* and writer for Universal Press Syndicate who lives in Kansas City, Missouri, and in Hayes, Virginia. Other committee members were **Scott Calhoun**, a garden designer and author based in Tucson, Arizona; **Jane Glasby**, associate librarian for the Helen Crocker Russell Library of Horticulture in San Francisco, California; **Doug Green**, a garden writer and online media entrepreneur based in Stella, Ontario; **Doreen Howard** of Roscoe, Illinois, a former garden editor for *Woman's Day* who writes for various garden publications; **Irene Virag**, a Pulitzer-Prize-winning writer for *Newsday* who lives in Fort Salonga, New York; and **William Welch**, a professor and Extension specialist at Texas A&M University and author of several garden books.


**The Brother Gardeners** by *Andrea Wulf*. Alfred A. Knopf, New York, New York.

"With a well-written and compelling narrative, Andrea Wulf sheds light on a band of 18th century plant-lovers—English and American—who changed the world of gardening," says Irene Virag. "This book is an important contribution to our horticultural heritage," notes William Welch. "Lest you fear the book is set in staid drawing rooms filled with rattling tea cups and powdered wigs, the text is peppered with tales of English playboys on high seas plant adventures, Tahitian orgies, and glimpses into Benjamin Franklin's passion for horticulture," says Scott Calhoun.



**The Explorer's Garden** by *Daniel J. Hinkley*. Timber Press, Portland, Oregon.

"This book is a wonderful education in the form of a book," says Marty Ross. "It offers an opportunity to learn about rare and interesting plants, see them beautifully photographed, and read the fascinating stories about collecting them," says William Welch. "I particularly liked the propagation and hardiness comments Hinkley provided with each plant, and I wound up with a way-too-large must-grow list after reading it," says Doug Green.




**Parks, Plants, and People** by *Lynden B. Miller*. W. W. Norton & Company, New York, New York.

"In an age where public and common spaces are threatened by underfunding and privatization, Lynden Miller makes a clear case for their continued importance in our lives," says Jane Glasby. "Though this intriguing narrative about the demise and restoration of some of America's best-known urban parks and gardens is New York-centered, the general principles apply anywhere," says Scott Calhoun. "The author offers a lot of great design and planting observations that worked in these public projects, but also would be beautiful in home gardens," says Marty Ross.



**Wicked Plants** by *Amy Stewart*. Algonquin Books, Chapel Hill, North Carolina.

"I love Stewart's criteria for inclusion of a plant in this book.....a body count! The histories of various "perps" are entertaining, educational, and spell-binding," notes Doreen Howard. "The book contains stories well told, and I love the illustrations, which are appropriately macabre," says Jane Glasby. "Stewart has uncovered a treasure trove of great plant stories, and relates them with a sense of humor," says Irene Virag.

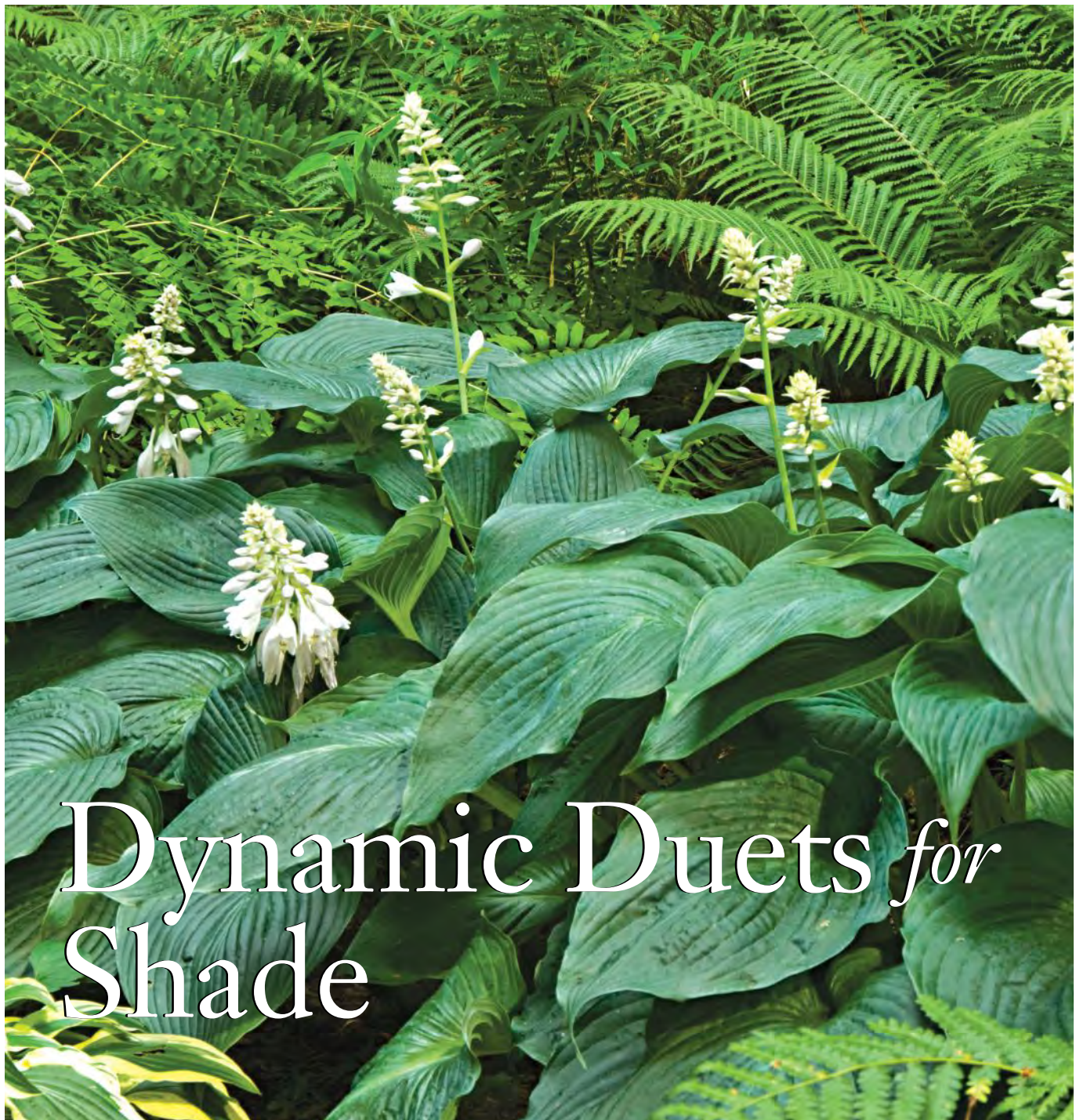


### Citation of Special Merit

The AHS Book Award is given to publishers for a single book published in a specific year. However, this year a Citation of Special Merit is being awarded in recognition of a regularly revised reference that has made significant contributions to horticultural literature over time.

**Manual of Woody Landscape Plants** by *Michael Dirr*. Stipes Publishing L. L. C., Champaign, Illinois.

First published in 1975, this volume has become an essential reference for horticulture students, professionals, and home gardeners. The most recent 6th edition (2009) covers more than 2,000 taxa of trees and shrubs. "Dirr's updated edition, the culmination of a life's work of observations and experience, is a delight," says Marty Ross. "His book is a friendly, opinionated masterwork, and a reference I couldn't do without."



# Dynamic Duets *for* Shade

Light up shady areas of the garden by using plant combinations that offer complementary textures and colors.

BY KRIS WETHERBEE

The bold, thick, gray-blue foliage of *Hosta sieboldiana* 'Elegans' provides a striking contrast to the lacy, finely-textured fronds of woodland ferns.

SUSAN A. ROTH



## DEGREES OF SHADE

Not all shade is created equal. Trees of different types and heights—along with adjacent walls, houses, or other structures—create shadows of varying scope and intensity. Knowing the degree and duration of shade in a given area will help you select plants that are best suited to your setting.

**Part shade** areas receive sunlight for part of the day (about three to six hours) whether in the early morning or late afternoon.

**Dappled or light shade** refers to areas that receive filtered light in summer from a high, open canopy of deciduous trees. This type of shade is ideal for a wide range of shade plants that will tolerate full sun in winter.

**Deep shade** is dense year-round shade cast from a building, large evergreens, or other large trees with dense canopies. These low-light conditions still support a number of intriguing and attractive plants noted mostly for their foliage, but gardening options are definitely more limited than with other types of shade.

Regional climate also affects how much shade certain plants need to thrive. For instance, hostas can be grown in nearly full sun in New England, but in the Deep South they will grow best in a site that gets medium to deep shade. In warmer regions, a number of plants—coral balls (*Heuchera* spp.) for instance—do well planted in a site that is sunny in the morning but at least partly shaded during the heat of the day in summer. Observing where plants thrive in neighboring gardens and local public gardens will offer clues to help you place your plants, but in some cases trial and error will determine the optimum site. —K.W.

FOR YEARS I was envious of gardeners who were blessed with shade. Yes, you heard me right—blessed with shade! Though my husband and I live in the Pacific Northwest—where it’s presumed that every gardener is sun-challenged—when we moved into our home most of the potential gardening space was in bright light to full sun. Over the years we worked at creating shady niches to satisfy our craving for the boldly shaped leaves of hostas and ligularias, the subtle textures of bugbanes (*Actaea* spp.) and sweet woodruff (*Galium odoratum*), and the delicate floral sprays of heucheras and astilbes.

Most gardeners don’t have to manufacture shade, as we did, in order to take advantage of the broad palette of attractive shade-loving plants—including herbaceous perennials, bulbous plants, grasses, and shrubs—that are now available.

### DESIGN TIPS

The key to creating an attractive shade garden is selecting harmonious duets or trios of plants that have complementary attributes. For instance, look for foliage plants that offer intriguing textures and patterns and match them with plants prized for their colorful flowers or berries. “A well-designed garden bed is anchored

‘Copper Canyon’ coleus and ‘Red Flash’ caladium both thrive in moist, humus-rich soils.



By selecting shade plants with ornamental foliage, like coral bells (*Heuchera* sp.) and *Polemonium* 'Brise d'Anjou', top, you can create a long season of interest. The persistent flowerheads of astilbes, shown with *Carex dolichostachya* 'Kaga Nishiki', above, dry to shades of brown and remain attractive all winter.

by structural plants that perform year round and contribute dramatic foliage, form, or color,” says Shirley Bovshow, a Los Angeles garden designer and television host of the online weekly “Garden World Report Show.” Bovshow recommends that you start with three plants that look great together for most of the year. All additional plants will then serve as the “icing on the cake.”

The most interesting compositions for shade gardens feature plants with attractive foliage—think variegation, shape, and texture—as the foundation or backbone of the planting. Use flowering plants as an accent to these foliage plants, or frame them against the backdrop of foliage.

Consider horizontal as well as vertical by planning for vividly arranged horizontal patterns that will fill in the vegetative layers of your space with texture, foliage, bloom color, and overall shape. Illuminate the deepest shade with an eye-catching object such as a painted bench or colorful urn. In dark areas where impenetrable tree roots pose a problem you can bring light

## REGIONAL RECOMMENDATIONS FOR SHADE PLANT COMBINATIONS

Knowing that plant recommendations vary from region to region, I asked experts from around the country to weigh in on some of their favorite, eye-catching plant combinations for shade. —K.W.

### NORTHEAST

**Jerry Fritz**, owner of Linden Hill Gardens and Jerry Fritz Garden Design in Ottsville, Pennsylvania (USDA Zone 6), recommends the following combinations.

■ Golden tufted sedge (*Carex elata* 'Aurea') and forget-me-not (*Myosotis scorpioides*): an eye-catching combo of gold and blue for moist, shady areas.

■ *Ligularia dentata* 'Britt Marie Crawford' with *Lysimachia nummularia* 'Aurea' and *Brunnera macrophylla*. The bold leaves of this ligularia work well with her favorite blue-and-gold color pairing.

■ *Symphytum xuplandicum* 'Axminster Gold' with *Actaea racemosa* 'Black Negligee' and bluebells (*Mertensia virginica*): Dependable, deer-resistant trio provides a long season of beauty.

■ *Rodgersia podophylla* and purple violet (*Viola labradorica*): A wonderful deer-resistant pair for shade.



**Barrenwort (*Epimedium* sp.) combines well with a variety of plants and thrives in dry shade.**

### MIDWEST

Indiana-based **Jo Ellen Meyers Sharp** (USDA Zone 5), editor of *Indiana Living Green* magazine, offers this list of dazzling performers for shade.

■ Golden Japanese forest grass (*Hakonechloa macra* 'Aureola') with coral bells (*Heuchera* spp.): For a golden spot in the shade, mix the forest grass with any of the golden or chartreuse coral bells. For contrast, combine with any purple-leaved coral bells.

■ Barrenworts (*Epimedium* spp.) with *Corydalis lutea* or *C. flexuosa* 'Blue Panda': The lacy foliage of corydalis is the perfect foil for the heart-shaped leaves of barrenwort—one of the best groundcovers for dry shade.

■ *Hydrangea arborescens* 'Annabelle' with *Astilbe chinensis* 'Purple Candles': This textural combination also offers winter interest with decorative flower heads.

■ *Carex conica* 'Marginata' and heucheras: This evergreen combo mixes two distinct textures—narrow blades of variegation with the bolder scalloped leaves of heucheras.

### NORTHERN CALIFORNIA AND PACIFIC NORTHWEST

**Laura Livengood Schaub**, an award-winning landscape designer in San Jose, California (USDA Zone 8), has had great success with these combinations in her own gardens and those of her clients.

■ Bugleweed (*Ajuga* 'Chocolate Chip') with *Lamium* 'Cannon Gold': A wonderful dark-and-gold groundcover combination for moist shade.

■ *Heuchera* 'Amethyst Myst' with golden dwarf sweet flag (*Acorus gramineus* 'Ogon'): Offers glorious color and texture contrast year-round in a protected spot.

■ White cyclamen with *Liriope* 'Silver Dragon': This sparkling combination lights up the shade garden, especially in winter.

■ Giant chain fern (*Woodwardia fimbriata*) with bacopa (*Sutera cordata*): The tall fern with the flowing groundcover is simply spectacular, especially on a shady slope or near water.

### SOUTHERN CALIFORNIA AND SOUTHWEST

Los Angeles-based **Shirley Bovshow** (USDA Zone 8B), garden designer and host of the online weekly "Garden World Report" show, recommends these dynamic combos for shade.

■ Variegated shell ginger (*Alpinia zerumbet* 'Variegata') with *Cordyline* 'Jurred': The tropical ginger in yellow and green is striking against the maroon color of the cordyline.

■ *Chiastophyllum oppositifolium* with *Sedum spathulifolium* 'Capo Blanco': These succulents are stunning as a simple, sculptural combination for hot climates.

■ Mirror bush (*Coprosma repens* 'Pink Splendor') with New Zealand flax (*Phormium* 'Dark Delight' or *Phormium* 'Platt's Black') and rain lilies (*Zephyranthes candida*): With its evergreen leaves in shades of green, yellow and pink, mirror bush provides the perfect backdrop to the contrasting grasslike foliage of the dark phormium underplanted with the rich green rain lily.

### SOUTHEAST

Horticulturist **Katie Elzer-Peters**, a garden consultant and freelance writer with the Garden of Words, L.L.C. in Wilmington, North Carolina (USDA Zone 7B/ 8), suggests these combinations for the southeastern United States.

■ Colchicums (*Colchicum* spp.) and black mondo grass (*Ophiopogon planiscapus*): The dark grass serves as a dramatic foil to the fall-blooming bulbs peeking up through the groundcover.

■ Cast-iron plant (*Aspidistra elatior*) with barrenwort (*Epimedium* spp.): Both grow well in dry shade and bring added textural interest.

■ Blue stars (*Amsonia* spp.) and hostas: Great combo for light shade, the amsonia's lacy texture contrasts beautifully with the broad leaves of the hostas.

■ *Ajuga* 'Bronze Beauty' with any sedge (*Carex* spp.): The broad, short, coppery-colored leaves of ajuga work well with the wispy texture of sedges.

## PLANTS FOR CHALLENGING SITES

### FOR DEEP SHADE

- Cast-iron plant (*Aspidistra elatior*): 16–24 inches tall; will even grow in dark shady areas, such as underneath decks or stairs. USDA Zones 7–10, AHS Zones 12–4.
- Clivia (*Clivia miniata*): 16–24 inches tall; in cold areas, grow in container and bring indoors in winter. Zones 9–11, 12–1.
- Fatsia (*Fatsia japonica*): 5–12 feet tall; can be grown in containers; tolerates dry soil in shade. Zones 8–10, 10–8.
- Bleeding hearts (*Dicentra* spp.): 1–4 feet tall; *D. spectabilis* grows best in part shade. Zones 3–9, 9–1.
- Japanese aucuba (*Aucuba japonica*): 3–8 feet tall; prune to maintain desired height, spotted forms fade in deep shade. Zones 7–10, 12–6.
- Solomon's seal (*Polygonatum* spp.): 1–3 feet tall; thrives in loose, organic-rich soil. Zones 3–8, 9–1.
- Sweet woodruff (*Galium odoratum*): 8–12 inches tall; can be invasive—best as groundcover or pathway edging. Zones: 5–8, 8–6.
- *Ternstroemia gymnanthera*: 3–8 feet tall; thrives in well-drained, slightly acidic soil. Zones 8–10, 10–8.



Bleeding hearts

### FOR DRY SHADE

- Astilbe (*Astilbe chinensis*): 18–26 inches tall; part to almost full shade. Zones 4–8, 8–6.
- White wood aster (*Aster divaricatus*, 2 feet tall, Zones 4–8, 9–1) and blue wood aster (*A. cordifolius*, 2–5 feet tall, Zones 5–8, 8–1): light to part shade.
- Bear's breeches (*Acanthus* spp.): 4–5 feet tall; part to near full shade.
- Barrenwort (*Epimedium grandiflorum*); Height: 8–12 inches; part shade; Zones: 5–8, 8–5.
- Hostas (species and hybrids): 1–4 feet tall; part to full shade.
- Lamb's ears (*Stachys byzantina*): 1–2 feet tall; part shade. Zones 4–8, 8–1.

### FOR DAMP SHADE

- Beebalm (*Monarda didyma* and hybrids): 15–48 inches tall; part to dappled shade. Zones 4–10, 10–1.
- Coral bells (*Heuchera* spp.): 15–20 inches tall; part to dappled shade.
- Caladium (*Caladium bicolor*): 1–2 feet tall; part to full shade. Zones 15, 12–4.
- Goat's beard (*Aruncus dioicus*): 3–6 feet tall; part to almost full shade. Zones 3–7, 7–1.
- *Ligularia* spp.: 3–6 feet tall; part to full shade.
- Lobelias (*Lobelia cardinalis*, *L. siphilitica*, *L.* hybrids): 2–4 feet tall; part shade.



Solomon's seal and celandine poppy, top, are excellent choices for brightening up deep shade. Above, the chartreuse foliage of *Fatsia* paired with a dark purple barberry create a classic color combination.

to the area and preserve the tree's delicate roots by adding container plantings of variegated plants, pale-colored flowers, and foliage in hues of silver, yellow, and gold.

With a little planning, a bit of inspiration, and clever combos, you'll be well on your way to transforming sun-challenged gardening spaces into shade gardens that will be the envy of your neighborhood. 🌿

*A regular contributor to The American Gardener, Kris Wetherbee is a freelance writer based in Oakland, Oregon.*

## Sources

**Avant Gardens**, North Dartmouth, MA. (508) 998-8819. [www.avantgardensne.com](http://www.avantgardensne.com).

**Busse Gardens**, Big Lake, MN. (763) 263-3403. [www.bussegardens.com](http://www.bussegardens.com).

**Greer Gardens**, Eugene, OR. (541) 686-8266. [www.greergardens.com](http://www.greergardens.com).

**Well-Sweep Herb Farm**, Port Murray, NJ. (908) 852-5390. [www.wellsweep.com](http://www.wellsweep.com).

**Whitney Gardens and Nursery**, Brinnon, WA. (800) 952-2404. [www.whitneygardens.com](http://www.whitneygardens.com).

## Resources

**The Complete Shade Gardener** by George Schenk. Timber Press, Portland, Oregon, 1984 (updated version?)

**Perennial Combinations** by C. Colston Burrell. Rodale Books, Emmaus, Pennsylvania, 1999, updated 2008.

**Shade: Ideas and Inspiration for Shady Gardens** by Keith Wiley. Timber Press, Portland, Oregon, 2007.

**Shady Retreats: 20 Plants for Colorful Private Spaces in Your Backyard** by Barbara Ellis. Storey Books, North Adams, Massachusetts, 2003.



Ligularia and hostas, left, favor full morning sun with afternoon shade. Above, hellebore's yellow stamens subtly echo the golden foliage of 'All Gold' hakone grass. Forget-me-nots complete the understory trio with accents of bright blue saucer-shaped flowers.



# American Beauties: *Baptisias*

The release of promising new cultivars of false indigo has renewed gardeners' interest in the genus *Baptisia*.

BY RICHARD HAWKE

WHEN CONSIDERING tough, dependable perennials, blue false indigo (*Baptisia australis*) naturally comes to my mind. An exceptional garden plant prized for its colorful flower spires, handsome foliage, ease of care, and pest-resistant nature, this true American beauty has been named the 2010 Perennial Plant of the Year by the Perennial Plant Association.

With the exception of *B. australis*, however, I do not think of wild indigos as “Everyman” plants. Their qualities are better known and perhaps more respected by native plant enthusiasts than by average gardeners. But some nursery owners and plant breeders have taken an interest in the genus, and the introduction of a number of fantastic new selections in recent years is a promise of greater things to come.

As manager of plant evaluations at the Chicago Botanic Garden in Glencoe, Illinois, since 1999 I have grown and assessed 17 different wild indigos at the Garden (USDA Hardiness Zone 5b, AHS Heat Zone 5). Our trial was fairly small given the limited number of wild indigos that were commercially available until recently. We saw successes and failures but managed to identify a number of wild indigos that we recommend based on their superior ornamental qualities, cultural adaptability, resistance to pests, and winter hardiness.

## GETTING TO KNOW WILD INDIGOS

There are approximately 20 species of *Baptisia* native to eastern North America, ranging from Canada south to Florida and westward to Texas. Commonly known as false or wild indigos, these

Wild blue indigo (*Baptisia australis*) is striking in early summer when the flowers show to effect against the dense foliage.





The glowing flowers of yellow wild indigo (*B. sphaerocarpa* 'Screamin' Yellow') make a bold statement in the background of this perennial border.

plants are in the pea family (Fabaceae). Some species have a long history in cultivation, dating back to the 1700s when they were grown as a blue-dye substitute for true indigo (*Indigofera* spp.). The genus name comes from the Greek *bapto*, meaning “to dip” or “dye.”

Wild indigo flowers are predominantly blue, white, or yellow, although shades and subtle variations occur naturally. Wild indigos are promiscuous, so new color forms are not uncommon where two or more plants or species are grown together.

*Baptisia* species are commonly grown from seed, which means that flower color, habit quality, and size can vary widely from plant to plant. Years ago, I planted *B. australis* seeds in my home garden hoping to enjoy its spires of vibrant blue flowers. To my dismay, my plants turned out to have insipid blue

flowers. If you want to replicate an attractive plant (assuming it's not a proprietary cultivar), you'll need to propagate by softwood cuttings.

The distinctly pealike blossoms are produced in many-flowered racemes, dramatically rising above or arching outward from the plant. Structurally, the flowers consist of the standard (upstanding dorsal petal), wings (two lateral petals), and keel (two lower petals fused together). Most wild indigos bloom for about three weeks beginning in spring, and white-flowered species generally tend to bloom later than blue- or yellow-flowered plants. The floral display may be shortened by unseasonably warm temperatures. The inflated elliptical or round seedpods, which age to black or tan, persist on the plants late into the season.

Most wild indigos have handsome three-part leaves that range from gray-

green to blue-green to green. Plants are clump-forming with upright vase-shaped to rounded habits. Because they dislike root disturbance, avoid dividing clumps; trim stems around the edges if they get too large or—better yet—plant them in a site where they have ample elbow room.

Wild indigos are often spindly or open in youth, slowly adding stems as they mature. Plants range from a diminutive 12 inches up to a statuesque seven feet tall.

### CULTURE AND COMPANIONS

Sun-loving wild indigos thrive in moist, well-drained soils but are adaptable to poorer and drier soils once established. These durable plants are heat- and drought-tolerant, essentially trouble-free, and long-lived. Most wild indigos, including many of the southern species, are winter hardy to at least USDA Zone 5. Fo-

## OVERVIEW OF BAPTISIA SPECIES

Botanical/Common Name	Height/Width (feet)	Notable Features	Native Range	USDA Hardiness, AHS Heat Zones
<i>B. alba</i> var. <i>alba</i> (white wild indigo)	3/2–3	white flowers with purple tinting; brown stems	Southeast	5–9, 9–6
<i>B. alba</i> var. <i>macrophylla</i> (largeleaf wild indigo)	5–7/2–3	white flowers	Central, South	5–9, 9–5
<i>B. arachnifera</i> (hairy rattleweed)	1½/2	yellow flowers	Georgia	7–9, 9–6
<i>B. australis</i> (blue wild indigo)	3–4/3–6	purple to violet flowers in early to midsummer	East, Central	4–9, 9–5
<i>B. australis</i> var. <i>minor</i> (compact blue wild indigo)	1–2/1–2	compact with purple flowers	Central, South	5–9, 9–5
<i>B. bracteata</i> (longbract wild indigo)	1½/2½	pale yellow flowers	East, Central	4–9, 9–5
<i>B. bracteata</i> var. <i>leucophaea</i> (cream wild indigo)	1½/2	creamy white flowers	Central, Southeast	4–9, 9–5
<i>B. perfoliata</i> (catbells)	2–3/2	clear yellow flowers, attractive bluish leaves	Southeast coast	7–9, 10–6
<i>B. sphaerocarpa</i> (yellow wild indigo)	2–3/3–5	bright yellow flowers, rounded seed pods	Central, South	5–9, 9–5
<i>B. tinctoria</i>	2–3/2–3	pale yellow flowers in midsummer	East, Central	3–9, 9–4

liar chlorosis can be a problem for some species growing in highly alkaline soils. Like other members of the pea family, the root nodules on wild indigos contain a beneficial bacterium (*Rhizobium* sp.) that converts atmospheric nitrogen to useable nitrogen. This trait allows wild indigos to grow well in poor soils. Conversely, in fertile soils, they need little or no supplemental feeding (especially avoid use of high nitrogen fertilizers, which could promote overly lush foliar growth).

Wild indigos work well in perennial borders, wildflower gardens, and meadows, whether grown as specimens or in small groups. Mass plantings can be striking—an expansive mixed planting of charcoal-stemmed *Baptisia* ‘Purple Smoke’ and red-leaved switch grass (*Panicum virgatum* ‘Shenandoah’) is a favorite at the Chicago Botanic Garden. *Baptisia australis* and *B. alba* var. *macrophylla* are great structural plants, standing head and shoulders above other perennials in the garden.

While larger wild indigos are not appropriate for small gardens, shorter species such as *B. sphaerocarpa* and *B. australis* var. *minor* are perfect choices. Peonies, irises, phlox, asters, and ornamental grasses make good companions.



Dusky purple stems make *Baptisia* ‘Purple Smoke’ a standout.

### THE BEST OF SHOW

With the exception of wild blue indigo, most *Baptisia* species are listed only in native plant catalogs. When we started our trial, the wild indigos offered were predominately seed-grown species. At that time, because it was little-known that species readily hybridize, some interspecific hybrids were sold as true species. We observed a number of plants identified as species in our trial were actually hybrids; we also noted genetic variability within some species. The following wild indigos received high ratings in the trials and are excellent choices for the Midwest. (For recommended selections in other regions, see the box on page 28.)

*Baptisia australis* is a sturdy, reliable garden plant with a dense shrubby habit, three to four feet tall and six feet wide. Violet-blue flowers in erect racemes grace the stems from mid-May to mid-June in the Chicago area; flowers open earlier in warmer climates. The black seedpods remain on the plant into winter.

*Baptisia* ‘Purple Smoke’ is a standout in the early spring garden because of its smoky-purple stems, which bear purple flowers in June. ‘Purple Smoke’ is a bushy plant, three to four feet tall, but has a more

refined habit than *B. australis*. It was a bit slow to establish in our trial and was prone to chlorosis in our alkaline soil. 'Purple Smoke' remains a garden favorite 14 years after it was introduced by the late Rob Gardner at the North Carolina Botanical Garden in Chapel Hill.

'Twilite', 'Starlite', and 'Midnite'—the first offerings in the Prairieblues™ series—were hybridized by plant breeder Jim Ault at the Chicago Botanic Garden



The cultivar 'Twilite', above, is defined by its lemon-yellow keel. Largeleaf wild indigo, right, performs much better in part shade than its blue-flowered counterpart.

and introduced through the Chicagoland Grows® plant introduction program. 'Twilite' features bicolored deep violet flowers highlighted with a yellow keel. Growing five feet tall and seven feet wide, a four-year-old plant bears well over 100 stems. Soft-blue-flowered 'Starlite' produces impressive 24-inch-long inflorescences atop stems three feet tall. Growing four feet wide, its vase-shaped habit becomes broadly rounded with age. The deep violet-blue flowers of 'Midnite' are borne in long clusters over two feet long;

a secondary period of bloom produces shorter inflorescences. Long-legged 'Midnite' is strongly vase-shaped and grows to four feet tall and wide.

Largeleaf wild indigo (*B. alba* var. *macrophylla*, formerly *B. leucantha*), is an elegant resident of Midwestern tallgrass prairies. Although not a strong bloomer, its creamy white flowers open later than other wild indigos—typically in mid-June into early July. It has the potential to reach



seven feet tall in flower, although in our trial it was about half that height.

Native from Missouri and Oklahoma south to the Gulf Coast, yellow wild indigo (*B. sphaerocarpa*), is a showstopper. It blooms from late May into late June and has a robust habit to three feet tall and five feet wide. Flower color among our evaluation specimens varied from bright to soft primrose yellow. The round seedpods are distinct from the oblong seedpods of other wild indigos. 'Screamin' Yellow' is a superior selection with golden yellow flowers.

Although I would not place *Baptisia* 'Carolina Moonlight' at the top of the list of exceptional wild indigos, it certainly deserves an honorable mention. Another selection made by Rob Gardner, it features soft-yellow flowers on strongly upright inflorescences in June. Although touted as a vigorous selection, it suffered from foliar chlorosis in our evaluation. I believe that with a lighter soil and a bit of patience, this can be a top-notch plant.

## NEW ON THE HORIZON

Over the years, many North American native plants have gone on the Grand Tour of Europe and returned home with a sophisticated new look. But in the case of our native wild indigos, all the breeding has occurred at home. Pioneers such as 'Purple Smoke' and 'Carolina Moonlight' paved the way for many superb new selections that have been introduced in recent years.

'Chocolate Chip', introduced by Hans Hansen, plant breeder at Walters Gardens in Zeeland, Michigan, is fittingly named

## REGIONAL FAVORITES

**NEW ENGLAND:** **Tom Clark**, collections manager at the Polly Hill Arboretum on Martha's Vineyard, Massachusetts, values wild indigos for their tolerance of dry sites, bushlike presence in the garden, and their colorful flower spires. Although he does not find 'Carolina Moonlight' to be a particularly strong grower, he likes lovely pale-yellow-flowered 'Anne', a vigorous but little-known selection. He especially admires the new Prairieblues™ series for their heavy flowering and range of colors. He has grown an inspiring combination of *Baptisia alba* var. *macrophylla* with tall *Allium* 'Mount Everest'—both are white-flowered but offer a fantastic contrast of shapes.

**MID-ATLANTIC** In her Baltimore garden, **Angela Treadwell-Palmer**, president of Plants Nouveau, a plant introduction company, says 'Purple Smoke' is her favorite these days. She loves its grayish leaves, smoky-purple stalks, and smoky-periwinkle flowers with charcoal highlights in the keel. In early June, she welcomes the deep blue to deep lavender flowers of wild blue indigo. This stalwart plant with its sturdy, upright habit can replace many medium-sized flowering shrubs and makes a wonderful hedge. She cites 'Twilite' as one of the brawniest and most floriferous selections she has ever grown. "The color combination is to die for with its rich, chocolaty, burgundy petals and complementary yellow keels," she says.

**SOUTHEAST** "We find that all species of wild indigo perform equally well here," says **Tony Avent** of Plant Delights Nursery in Raleigh, North Carolina. He refers to them as "redneck lupines" for their superficial floral resemblance to finicky lupines (*Lupinus* spp.). He feels that 'Carolina Moonlight' is the best hybrid cultivar currently on the market for his region. Many forms of *B. australis*, including the Prairieblues™ series, are poor selections for warmer climates because the foliage envelops the open flowers, obscuring them. Among Avent's foliar favorites are *B. arachnifera*, a rare coastal species growing to 16 inches tall with short spikes of yellow flowers and heart-shaped leaves, and yellow-flowered *B. perfoliata*, growing to 30 inches tall, with attractive glaucous leaves reminiscent of eucalyptus.

**UPPER MIDWEST** *Baptisia australis* var. *minor* is a favorite of **Mike Heger** at Ambergate Gardens, a nursery near Minneapolis, Minnesota. He likes this well-proportioned Great Plains native because its shorter habit allows it to be used in a variety of landscapes. 'Purple Smoke' is a hardy and vigorous plant that has proven its worth in the far north. A mature specimen produces an amazing number of stems with large flower spikes that make a dramatic floral display. He highly recommends the Midwestern native *B. bracteata* var. *leucophaea* (formerly *B. leucophaea*) for its early, creamy-yellow flowers, which are a delight in the spring garden. "It is a bit slow to establish and some patience is required during its juvenile years but the payoff on the other end is worth the wait," he says.

**GREAT PLAINS** **Harlan Hamernik** of wholesale Bluebird Nursery in Clarkson, Nebraska, unequivocally prefers *B. australis* var. *minor* to *B. australis*. Topping out at two feet tall, it has large, more glaucous leaves and tight bouquets of blue flowers that stand up like candles above the foliage. "*Baptisia australis* var. *minor* is a more beautiful plant overall," he adds. Creamy-yellow-flowered *B. bracteata* is another of his favorites. The large, pendulous flower clusters droop to form a skirt at the base of the dense plants, and when dried, the hairy gray-green leaves make an attractive addition to floral arrangements. Both of these Great Plains natives are tough perennials for drought-prone gardens.


—R.H.

for its chocolate-purple-and-yellow flowers, which are a delicious novelty atop robust stems to three feet tall. Plants grow to three feet wide.

'Solar Flare' is the latest offering in the Prairieblues™ series. Its unusual two-toned flowers open clear yellow, aging to a deep orange. 'Solar Flare' has a dense habit, growing four feet tall and slightly wider.

'Lunar Eclipse', a future Prairieblues™ introduction, offers a kaleidoscopic floral display—flowers open white with a hint of lemon yellow, age to cream, and finally turn a deep violet.

Avid plant collector and breeder Tony Avent of Plant Delights Nursery in North Carolina has long championed wild indigos, and in recent years he has introduced a number of superior selections. *Baptisia alba* var. *alba* 'Wayne's World' is a vigorous



'Carolina Moonlight' is a cross between *B. sphaerocarpa* and *B. alba*.

white-flowered selection that grows to four feet tall and three feet wide. *Baptisia bracteata* 'Butterball' features large bountiful racemes of creamy yellow flowers on compact stems to 18 inches tall and 24 inches wide. The light blue flowers of *B. australis* var. *minor* 'Blue Pearls' are produced in profusion on upright stems to three feet tall and two feet wide.

## COMING ATTRACTIONS

Thanks to the ongoing work of many

## Sources

**Ambergate Gardens**, Chaska, MN.  
(877) 211-9769.

[www.ambergategardens.com](http://www.ambergategardens.com).

**Klehm's Song Sparrow Farm and Nursery**, Avalon, WI. (800) 553-3715. [www.songsparrow.com](http://www.songsparrow.com).

**Niche Gardens**, Chapel Hill, NC.  
(919) 967-0078.

[www.nichegardens.com](http://www.nichegardens.com).

**Plant Delights Nursery, Inc.**, Raleigh, NC. (919) 772-4794.

[www.plantdelights.com](http://www.plantdelights.com).

**Prairie Nursery, Inc.**, Westfield, WI.  
(800) 476-9453.

[www.prairienursery.com](http://www.prairienursery.com).

## Resources


**Armitage's Native Plants for North American Gardens** by Allan M.

Armitage. Timber Press, Portland, Oregon, 2006.

**Growing and Propagating Wildflowers of the United States and Canada** by William Cullina. Houghton Mifflin, Boston, Massachusetts, 2000.

plant breeders, the future for wild indigos in American gardens is bright. Paul Cappiello, director at Yew Dell Gardens in Crestwood, Kentucky, is currently working with sterile plants in an effort to lengthen bloom time. He has already developed a couple of bicolored forms and a strain of apricot-flowered plants.

Jim Ault is investigating a number of complex hybrids, selecting for novel flower colors and refined habits. And Hans Hansen at Walters Gardens is expanding the color range of wild indigos—pinks, lavenders, bicolors, and dark brown blends are all in the works. “The color diversity in baptisias is amazing,” he says. “It is one of the most exciting genera of plants to be working on.”

Tony Avent is in agreement. “We have some new cultivars in the pipeline—and so does Hans Hansen—that will blow away anything currently on the market,” says Avent. Gardeners, you are forewarned. 

---

*Richard Hawke is manager of the plant evaluation program at the Chicagoland Botanic Garden in Glencoe, Illinois.*



Prairieblues™ ‘Lunar Eclipse’ will be a future release from the Chicagoland Grows™ program.

# covering ground with Conifers

Reduce maintenance and add vibrant color and texture to the garden by using low-growing conifers as groundcovers.

BY PENELOPE O'SULLIVAN

**T** IRED OF VINCA? Ivy getting into everything? For year-round color and convenience, consider spreading conifers as groundcovers instead. With hundreds of choices available from different genera—including junipers, larches, pines, spruces—it's easy to find conifers suitable for a variety of regions, garden sites, and designs. Groundcover conifers can be so richly textured, so colorful, and so appealing that they will become indispensable elements of your garden.

## MYRIAD LANDSCAPE USES

Spreading conifers come in many forms and sizes that enhance their versatility as groundcovers suitable for challenging landscape sites such as slopes and mixed borders. *Juniperus procumbens* 'Nana', for instance, makes uneven low mounds in the landscape as it expands. 'Green Carpet' Korean fir (*Abies koreana*) and the deciduous weeping European larch (*Larix decidua* 'Pendula') also undulate.

Slightly taller spreading shrubs also make effective groundcovers when planted in masses. The 'Valley Cushion' cultivar of mugo pine (*Pinus mugo*), which forms a low, spreading mound that grows about 12 inches tall and 30 inches wide in 10 years, is the perfect companion for mounding small shrubs such as heaths (*Erica carnea*) and heathers (*Calluna vulgaris*). Another taller, spreading conifer, *Juniperus virginiana* 'Grey Owl', grows two to three feet high and six to eight feet wide. With its feathery silver foliage, this cultivar makes a stunning winter companion for ornamental grasses.

The most common use for groundcover conifers is to help control erosion on natural banks and steep manmade slopes.



The silvery-blue foliage of *Juniperus virginiana* 'Grey Owl' stands out against grasses in this winter landscape, above. Opposite page: *Juniperus squamata* 'Blue Carpet' mingles happily with cutleaf stephanandra in a Connecticut landscape designed by Natureworks.

Although somewhat overused for this purpose, creeping juniper (*Juniperus horizontalis*) spreads quickly and tolerates problems—such as salt, wind, drought, heat, and heavy soils—that some other conifers won't stand. Some selections develop roots where their branches touch the ground, anchoring the soil as they grow. "You can use them for weed control, as living mulch," says Adam Wheeler, propagation and plant development manager at Broken Arrow Nursery in Hamden, Connecticut. Creeping junipers also look attractive nestled between landscape boulders or gently cascading over the edges of retaining walls.

Other traditional roles for spreading conifers include their use as foundation plantings around the front and sides of a home. They also commonly serve as a soothing backdrop against which the stars of the garden—usually specimen trees or shrubs—can be showcased. For example, Duane Ridenour, manager of Beaver Creek Nursery in Knoxville, Tennessee, considers the undulating habit and long, fat needles of prostrate plum yew (*Cephalotaxus harringtonia* 'Prostrata') "the perfect complement for Japanese maples. It has caught on all through the South for a shady groundcover instead of ivy or periwinkle (*Vinca* spp.), which can



be invasive,” says Ridenour, who is also president of the Southeast regional chapter of the American Conifer Society. And, unlike true yew (*Taxus* spp.), plum yew is rarely damaged by deer.

Another incentive for creating beds of recumbent conifers is to reduce the area of a garden devoted to lawn. A few years ago, I visited an inviting home landscape in a Pennsylvania subdivision where the owner, a landscape designer, had encouraged a large swath of Siberian carpet cypress (*Microbiota decussata*) to fill in under a redbud (*Cercis canadensis*) on his sloping front garden. In this way, he reduced the size of his lawn and the resulting time and resources needed to keep it

## WEED BEFORE PLANTING

In his book *Gardening with Conifers* (see “Resources,” page 34), British gardening expert Adrian Bloom recommends gardeners take time to eradicate any perennial weeds—such as mugwort (*Artemisia vulgaris*) or Canada thistle (*Cirsium arvense*)—before planting groundcover conifers. Weeds can be eliminated by solarization (which can take up to six months) or with an herbicide. Lay down a layer of water-permeable landscape fabric to help prevent future weeds, then plant your conifers and companions through holes cut in the fabric. A layer of mulch over the fabric provides the finishing touch for the new bed.

—P. O’SULLIVAN

looking good. The groundcover prevented erosion on the slope, offered textural interest, and created an attractive look that was consistent, albeit with more panache,

with the well-groomed lawns of surrounding properties.

Rock gardens and conifers go hand in hand because many species originate on rocky or mountainous terrain. They can flow like water over and around boulders and cascade over stone retaining walls. Their often-graceful habits and needed or scaly foliage helps soften hardscape elements such as driveways, sidewalks, and stone steps. Conifers take the edge off the harsh perpendicular angle between the vertical walls of a house and the ground. Swaths of geometric foundation plantings aren’t always necessary to accomplish this feat; one well-placed low and wide-spreading conifer can do the trick.

## IN LIVING COLOR

Today’s groundcovers come in colors ranging from gold and lime to silver, powder blue, cream, and bicolor. In cold weather, some conifers take on shades of rust, purple, and bronze.

“Temperature affects the color of many plants,” says Wheeler of Broken Arrow. “Different pigments build up in different seasons. Juniper builds up plum and purple tints in winter.” Even more striking, the arching stems of Siberian carpet cypress turn from green to a silvery purple-bronze.

Gold-needled *J. horizontalis* ‘Mother Lode’ forms a ground-hugging, weed-smothering groundcover with the added bonus of burgundy-plum winter color. Wheeler also likes *Pinus mugo* ‘Carsten’ (syn. ‘Carsten’s Wintergold’), a dwarf spreading conifer with lime-green foliage in spring and summer, turning an intense orange-gold in late fall and winter.

The deciduous foliage of European larch cultivars ‘Pendula’ and ‘Puli’ is light green in spring and turns vivid yellow in fall before the fine-textured needles drop.



Low-growing Siberian carpet cypress is evergreen, hardy, and deer resistant.



Several cultivars of Colorado spruce (*Picea pungens*) are notable for powder blue needles. Low-growing 'Glauca Prostrata' is one of Wheeler's favorites. "I have it growing down a bank meandering through boulders," he says. "I'm hoping it will look like an icy blue stream." Another conifer with very blue foliage is the 'Monber' (Ice Blue®) selection of creeping juniper. Its foliage contrasts well with that of another juniper cultivar 'Jade River', which has light blue-green foliage.

Combining conifers with complementary or contrasting foliage can create a very satisfying design. "I like the blue of 'Glauca Prostrata' or an upright blue spruce with the plum and burgundy winter foliage of

*masse*." He likes the combination for the upper South of 'Formanek' Norway spruce (*P. abies*) with *P. pungens* 'Procumbens'. "You have big masses melding together, light green with ice-blue," he says. "It resembles white caps on the sea."

When planting carpeting conifers, be sure to leave room for them to spread for a few years before they start to overlap. To fill the gaps while the conifers are young, you can plant space-filler perennials or small shrubs that can gradually be moved elsewhere when they are no longer needed.

### CULTURAL CONSIDERATIONS

Conifers have an undeserved reputation for being difficult to grow. But conifer ex-

Midwest and the East is soil pH, or the degree of a particular soil's acidity or alkalinity. Soils in the East tend to be neutral to slightly acidic, while in the Midwest they are generally neutral to slightly alkaline. The conifers most adaptable to the more alkaline soils of the Midwest include arborvitae (*Thuja* spp.), false cypress (*Chamaecyparis*), and yews (*Taxus* spp.). Pines, spruces (*Picea* spp.), and junipers will grow well as long as the soil is neutral (pH 7) to slightly acidic.

In the Pacific Northwest, the limiting factor for conifer success is often excess moisture. "Some plants don't do well in the Pacific Northwest, where we have so much rain and cold," Buchholz says. "For



Colorado spruce cultivars such as 'Procumbens' have attractive blue foliage.

Siberian carpet cypress or junipers," Wheeler says. Talon Buchholz, owner of Buchholz and Buchholz Nursery in Gaston, Oregon, concurs, touting the beauty and simplicity of a "quilt of mixed conifers that cover ground with color."

Duane Ridenour offers one caveat when combining colorful conifers. "Be careful that you don't put one here and one there," he says. "If you want to them to blend, you have to plant them *en*

perts and enthusiasts advise that it's just a matter of selecting the appropriate species for your region and site conditions. "The ideal conifer soil is slightly acidic and rich but free-draining," says Wheeler. "Many conifers are upland native plants that grow on mountain tops where temperatures are cool in summer, the topsoil is thin, and there's good drainage."

According to Wheeler, the major difference in garden conditions between the

example, you have to be careful with junipers because they can get diseased in sites where it's always moist."

Over the last few years, the southern United States has seen dramatic shifts in weather, ranging from drought to flooding. "The great thing about conifers is that once they've been established for a year or so, they can take drought," says Ridenour. The biggest conifer-growing problem in hot climates is the increased respiration

### CONIFERS IN CONTAINERS

If the scale of your garden is too small for groundcover conifers, you can still enjoy low-growing species in containers. Certain conifers benefit from container planting because their texture and color is easier to appreciate when elevated off the ground. Sometimes these are paired with vertical plants to add a three-dimensional quality.

"More and more you're seeing container plantings of miniature upright plants contrasting with a conifer trailing over the edge," Talon Buchholz says. His wholesale nursery in Oregon offers 12-inch-square boxes that contain a dwarf maple paired with a low-growing conifer—either *J. horizontalis* 'Pancake' or *Sequoia sempervirens* 'Kelly's Prostrate' (USDA Zones 7–10). Buchholz says that after three or four years, when the plants' roots outgrow the container, they can be transplanted into the garden. —P. O'SULLIVAN

## Sources

**Arrowhead Alpines**, Fowlerville, MI.  
(517) 273-3581.

[www.arrowheadalpines.com](http://www.arrowheadalpines.com).

**Bethlehem Nursery**, Bethlehem, CT.  
(203) 266-7783.

[www.bethlehemnursery.com](http://www.bethlehemnursery.com).

**Broken Arrow Nursery**, Hamden, CT.  
(203) 288-1026.

[www.brokenarrownursery.com](http://www.brokenarrownursery.com).

**Forestfarm**, Williams, OR. (541)  
846-7269. [www.forestfarm.com](http://www.forestfarm.com).

**Oriental Garden Supply**, Pittsford, NY.  
(585) 586-3850.

[www.orientalgardensupply.com](http://www.orientalgardensupply.com).

**Wavecrest Nursery**, Fennville, MI.  
(888) 869-4159.

[www.wavecrestnursery@yahoo.com](mailto:www.wavecrestnursery@yahoo.com).

## Resources

**American Conifer Society**, Lewisville, NC. (336) 945-0483.


[www.conifersociety.org](http://www.conifersociety.org).

**Bickelhaupt Arboretum**, Clinton, IA.  
(563) 242-4771. [www.bick-arb.org](http://www.bick-arb.org).

**Conifers for Gardens: An Illustrated Encyclopedia** by Richard L. Bitner. Timber Press, Portland, Oregon, 2007.

**Dwarf & Unusual Conifers Coming of Age: A Guide to Mature Garden Conifers Featuring the Gotelli Collection of Dwarf and Slow Growing Conifers at the United States National Arboretum, Washington, D.C.** by Sandra McLean Cutler. Barton-Bradley Crossroads Publishing, North Olmsted, Ohio, 1997.

**Gardening with Conifers** by Adrian Bloom. Firefly Books, Buffalo, New York, 2002.



Although deciduous, low-growing larches have interesting branch structure and foliage.

rate of plants such as spruces and firs. Combine warm, wet, clay soil with heat and humidity, and conifer roots become susceptible to fungal diseases.

“Because nighttime temperatures are often in the 80s, conifers don’t get a chance to rest. They’re still processing sugars at night,” says Ridenour, who lives in Tennessee’s Cumberland Mountains. Ridenour is testing some northern conifers grafted on rootstocks tolerant of heat and poor drainage. He also collects Serbian spruce (*Picea omorika*) cultivars

grown on their own roots, including cultivars ‘Pendula Bruns’ and ‘Pancake’, which grow to about a foot tall and three feet in diameter in 10 years. Both do well in the upper South—Kentucky, Tennessee, and North Carolina, particularly in the mountains—but not further south. For gardeners in warmer climes, Ridenour recommends low-growing deodar cedar (*Cedrus deodara*) cultivars such as ‘Feelin’ Blue’ and ‘Prostrate Beauty’, which are better adapted to the heat and humidity of the lower South.

## PRUNING AND MAINTENANCE

When selecting a groundcover conifer, it’s best to choose the right size plant for your location so it will not need pruning to restrict its growth. Sometimes, however, shaping a conifer or curbing its growth is necessary. To encourage bushiness and slow growth of pines, spruces, and firs, pinch some of the fresh growth that resembles candles at the branch tips in spring to early summer, depending on the growing season. Do this while candles are soft and lighter in color than the

## RECOMMENDED GROUND-COVERING CONIFERS

Where possible, the plant size shown is for 10-year-old plants (these are marked with an asterisk\*). Otherwise, size is at maturity, which can vary considerably based on factors such as level of care, planting site, and soil conditions.

Botanical Name/Common Name	Height/Width (feet)	Ornamental Attributes and Uses	Origin	USDA Hardiness, AHS Heat Zones
<i>Abies koreana</i> 'Green Carpet' (Korean fir)	1/3–4*	slow-growing, dense, mounded form with green-and-silver needles; ideal for rock gardens, border edges	eastern Asia	5–6, 6–5
<i>Cedrus deodora</i> 'Feelin' Blue' (deodar cedar)	1/6	outstanding blue-gray undulating groundcover; tolerates heat, humidity	central Asia	7–9, 9–7
<i>Cephalotaxus harringtonia</i> 'Prostrata' (prostrate plum yew)	1–2/4–8	broad, dark green needles; furrowed semi-peeling bark; tolerates heat, humidity, drought, deer, part shade once established	eastern Asia	6–9, 9–3
<i>Juniperus horizontalis</i> 'Monber' Icee Blue® (creeping juniper)	1/2–1/ 8	dense, silver-tipped blue foliage	Canada and northern U.S.	3–9, 9–1
<i>Juniperus horizontalis</i> 'Pancake' (creeping juniper)	1/2/4*	forms a dense mat akin to woolly thyme	Canada and northern U.S.	3–9, 9–1
<i>Juniperus ×pfitzeriana</i> 'Daub's Frosted' (Pfitzer juniper)	1/4*	light yellow new growth contrasts with fine-textured blue-green older growth	hybrid	4–9, 9–1
<i>Larix decidua</i> 'Pendula' (weeping European larch)	2/10*	unstaked, forms striking groundcover with undulating form; deciduous foliage is lime-green in spring, gold in fall	Europe	3–6, 6–1
<i>Microbiota decussata</i> (Siberian carpet cypress)	1/5*	feathery green foliage on arching stems turns purple-bronze in winter; tolerates part shade, drought, salt, and wind	eastern Russia	3–7, 7–1
<i>Picea abies</i> 'Formanek' (Norway spruce)	1/2/3*	forms dense mat with medium- green foliage	Scandinavia	3–8, 8–1
<i>Picea pungens</i> 'Glauca Procumbens' (Colorado spruce)	1/8*	silvery blue foliage; pinch leaders that may appear to keep spreading habit	Rocky Mountains	2–8, 8–1
<i>Sequoia sempervirens</i> 'Kelly's Prostrate' (prostrate coast redwood)	1/4–5*	soft blue-green texture; tolerates part shade	coastal California and Northwest	8–9, 9–8
<i>Taxus ×media</i> 'Green Wave' (yew)	3–4/6–8*	dense mounding form with dark green foliage	hybrid	5–7, 7–5


previous year's growth. You can also prune the main candle in the bud cluster back to the branch tip and pinch the remaining candles as they develop to create denser coverage.

Prune dead, damaged, or diseased branches on a conifer immediately, no matter the time of year. With groundcover conifers, particularly spruces and pines, if you see a leader or upright stem growing upward, remove it right away.

When it comes to cosmetic pruning, experts have different approaches on timing. Buchholz's philosophy is to prune for appearance whenever he sees the need. "If

you have pruners in your hand and you see a job that needs to be done, then that's the best time to do it," he says.

Other conifer experts prefer to defer optional pruning to specific periods in the plants' growth cycle. Wheeler prunes conifers any time from July through March, avoiding the time when most active growth occurs in his region. "Make clean cuts to major branch angles with sharp pruners," he advises. Ridenour prunes his conifers just as new growth starts to appear, typically when the forsythias begin blooming—in late February or early March in his region.

For Ridenour, ease of maintenance is just one of the many benefits of using conifers as groundcovers. "No other group of plants has given me so much pleasure in the garden for so little effort," he says. Add to that their year-round beauty, intriguing variety of textures, and longevity, and you may wonder why you don't have more conifers covering ground in your garden. 

*The author of The Homeowner's Complete Tree & Shrub Handbook (Storey, 2007), Penelope O'Sullivan lives in Stratham, New Hampshire.*

# Agaves *for small gardens*

BY MARY IRISH

**T**WO TRENDS in American gardening are causing a considerable adjustment in our landscapes and plant choices: increasingly drought-prone conditions and ever smaller gardening spaces. The convergence of these two trends has gardeners—and plant developers—on the hunt for new plants that can withstand dry conditions yet offer multi-season interest on a scale suited to more compact gardens.

Desert gardeners have long turned to agaves for their range of color, textural contrast, and exquisite symmetry to combine

Many small agave selections are well suited for smaller garden sites and also adapt surprisingly well to cultivation out of their native Southwest.

low maintenance, drought tolerance and beauty. However, many gardeners with only a patio or small yard turn away from these plants either because they think they are not hardy, or because they mistakenly believe the mighty giants, like the spectacular five-foot-tall blue agave (*Agave americana*), are their only choices. But there are many smaller agave species that are well suited to smaller-scale gardens—and some are not armed like warriors.

There are three strategies to keep in mind when selecting agaves for small spaces. The first is to focus on those species or selections that are inherently small—for the purposes of this article I consider small to be under two feet high. The second is to choose plants whose armament—terminal spines and marginal

**With its blue-gray leaves and black spines, Parry's agave is striking in a container.**



LYNNE HARRISON



teeth—is either absent or tiny and soft. The third strategy is to grow agaves in containers that are large enough to allow the plant to thrive but small enough to restrict its ultimate size.

### DIMINUTIVE SPECIES

The tiniest of all agaves is *A. toumeyana* subsp. *bella*. Rarely over six inches tall and wide, this central Arizona native has dark green leaves marked with white and accented on the margin by curled white filaments. Despite its size, this species is hardy to at least 0 degrees Fahrenheit. Two other tiny agaves, *A. parviflora* and *A. polianthiflora*, are virtually indistinguishable from the former without flowers.

A Mexican native, *A. parrasana*, has spatula-shaped, gray-green leaves lined with short maroon teeth and spines. Hardy to at least 20 degrees, this diminutive plant is eight to 10 inches tall and up to two feet wide.

One of the most stunning small agaves is *A. victoriae-reginae*, well known for its



*Agave parviflora*, above left, is a tiny plant with distinctive fibrous strips on its leaves. Left: The popular *A. victoriae-reginae* has neat rosettes of white-edged leaves.

tight, crowded rosette composed of thick, deeply keeled, dark green leaves variously lined with white. The leaves have no teeth but end in a pair of short, black spines. This Mexican species is cold hardy to 0 degrees. A number of yellow-variegated selections, including ‘Golden Princess’, generally stay even smaller than the species.

*A. victoriae-reginae* has hybridized freely with *A. scabra* to form a hybrid group that is sometimes listed under the name *A. ferdinandi-regis*. The selection ‘Sharkskin’ is part of this group and has dusky gray to gray-green leaves that are up to 30 inches long, with smooth, maroon-edged margins and a sturdy, solitary spine. Although these species and hybrids are quite cold tolerant, they are very sensitive to wet, cold soils.

There are a host of agave species with blue-gray leaves that are under two feet tall. The most commonly grown—and among the most cold hardy—is Parry’s agave (*A. parryi*), native to northern Mexico and Arizona. Known in at least three varieties, and even more forms, this species



With blue-gray leaves and contrasting dark spines, *A. macroacantha* is a good small agave best suited for gardens in warmer regions.

typically grows to two feet tall and around with numerous blue-green to gray-blue leaves held in a perfectly symmetrical rosette. Hardy to at least 0 degrees, this is a plant for almost any location blessed with good drainage and plenty of sun. Of the varieties, *A. parryi* var. *couesii* is the smallest—rarely growing more than eight inches tall—and *A. parryi* var. *truncata* is the most dramatic, featuring nearly round gray-blue leaves held in a tight rosette.

Few agaves are more drought resistant than desert agave (*A. deserti*). A highly variable species from the deserts of western Arizona and southern California, it may have green, gray, or blue leaves that are 10 to 24 inches long. Leaves range from thin to wide, well-armed to smooth-margined. Hardy to at least 20 degrees, this is a good choice for many cold western gardens.

In gardens where cold is not a strong consideration, the charming, 12-inch-tall *A. macroacantha*, with its narrow, blue-gray leaves rimmed with regularly spaced deep purple teeth is a colorful choice.

Gardeners in warmer climates can also seek any of the forms of *A. titanota*, a variable species that ranges from urn-shaped plants that are nearly pure white, to deep green-leaved forms with expansive, fancifully-shaped teeth.

One of the oldest agaves in cultivation is the 15-inch-tall *A. filifera*. Its numerous stiff, deep green leaves are marked with white and lined with slender filaments and form an extremely symmetrical rosette. Hardy to at least 20 degrees, it rises on a stem in old age and may then reach three feet tall. It has two distinct varieties that were once considered separate species. The variety *multifilifera* has a proliferation of delicate filaments that almost obscure the leaves and the variety *schidigera* has wide, well-armed leaves with few to no filaments and highly regular teeth.

### CHIHUAHUAN AGAVES

Often overlooked are four stars from the Chihuahuan Desert, which straddles the border between Mexico and Texas, New

Mexico, and Arizona. The aptly named shindagger (*A. lechuguilla*) is an upright plant 12 to 18 inches tall whose narrow, yellow-green upright leaves are marked with pale splotches on the back. This species shows immense variation over its broad range. One of the most stunning of its forms, sometimes listed as *A. albamarginata*, features narrow, deep blue-gray leaves that are up to 30 inches long and rimmed with prominent white margins and widely spaced white teeth.

*Agave lophantha* is equally difficult to pin down. The leaves of most selections are dark green with white margins and regularly spaced white teeth; typically the back side of the leaf shows a linear pale shadow. But this species is highly variable and there are countless hybrids between it and *A. lechuguilla*—as well as many other species—creating some outstanding, but generally unnamed, hybrids. Both *A. lophantha* and *A. lechuguilla* have excellent cold tolerance, down to 0 degrees and as low as -20 degrees in dry cli-

## AN OVERVIEW OF AGAVES

The genus *Agave* is composed of about 200 to 250 species that are native to arid regions in the western United States south through Mexico, Central America, and the West Indies. Along with yuccas, agaves are members of the agave or century plant family (Agavaceae). They commonly grow in dry hillsides, deserts, arid plains, forests, and coastal plains.

Perhaps the most distinctive feature of agaves is their rosette of rigid, fibrous, and often sharply-toothed leaves. Designed for water storage, the leaves live 12 to 15 years on average, and it is not uncommon for them to remain on a plant for its entire life.

Another adaptation to dry climates is the agaves' root system; the shallow-growing, wide-spreading roots are very fine and die off when soil water levels are low. Then, when it rains, the roots can be regenerated quickly to make the most of even the slightest soil moisture.

Although they are usually referred to as perennials, most species of *Agave* are monocarpic, meaning they only bloom once in their life, so they could be more accurately considered multiannual. When they do flower, agaves' inflorescences are often very tall, reaching over 30 feet in some species.

Bats are important pollinators, as well as bees, wasps, moths, and beetles.

—*Krystal Flogel, editorial intern for The American Gardener*

mates, but many of the hybrids are not nearly as hardy.

*Agave havardiana* has dozens of dusky green leaves marked by regular spines and a rigid terminal spine held in a stunningly regular rosette. Plants grow up to three feet tall and as much around and are cold hardy to at least 0 degrees.



Minimally-armed agaves such as *A. ocahui* are called for in garden sites where sharp-tipped selections could be hazardous.

*Agave neomexicana* is smaller, usually to two feet tall and wide, with a more significant range of leaf color. In the wild, most are dusky green with small teeth and spines, but forms in cultivation tend to have paler, almost white leaves rimmed with dark purple-brown teeth and a long, stiff terminal spine. This agave, too, is hardy to at least 0 degrees.

All of these Chihuahuan species, especially the last two, are highly tolerant of wet, cold winters at least through USDA Zone 8.

### KINDER, GENTLER AGAVES

In considering agaves without spines, the choices cover a wide range of appearances. *Agave ocahui* is a symmetrical plant with deep green, smooth leaves that is particularly effective in a pot. The similar *A. pelona* has darker, often brown margins and a long, tapered, terminal spine with fewer and narrower leaves.

The wondrous *A. bracteosa* is one of the finest, unarmed small agaves for any garden. Plants support only a dozen or so celadon leaves that curl and curve gracefully. Plants range in size from 8 to 15 inches tall and are fully hardy to at least 20 degrees and perhaps colder.

Larger agaves without significant armament are generally suitable only for

## Sources

**Alplains**, Kiowa, CO. (303) 621-2247. [www.alplains.com](http://www.alplains.com).

**Arid Lands Greenhouses**, Tucson, AZ. (520) 883-9494.

[www.aridlands.com](http://www.aridlands.com).

**High Country Gardens**, Santa Fe, NM. (800) 925-9387.

[www.highcountrygardens.com](http://www.highcountrygardens.com).

**Plant Delights Nursery**, Raleigh, NC. (919) 772-4794.

[www.plantdelights.com](http://www.plantdelights.com).

**Yucca Do Nursery**, Giddings, TX. (979) 542-8811.

[www.yuccado.com](http://www.yuccado.com).

## Resources

### Agaves, Yuccas, and Related Plants

by Gary and Mary Irish. Timber Press, Portland, Oregon, 2000.

### Crazy About Cacti and Succulents

edited by Ray Rogers. Brooklyn Botanic Gardens, Brooklyn, New York, 2006.

USDA Zones 9 and above. Among these is the stunning foxtail agave (*A. attenuata*) with its large, light green leaves at the end of a trailing white stem, and its beautiful hybrids 'Blue Flame' (with *A. scabra*) and 'Blue Glow' (with *A. ocahui*). Along with octopus agave (*A. vilmoriniana*), which has narrow, arching leaves up to four feet tall, and the urn-shaped *A. desmettiana*, these plants are all favorites in the western United States for their dramatic forms and ease of handling.

### CULTIVATION AND CARE

The most vital cultural requirement for success with agaves is excellent drainage. In areas with clay soil, or where there is abundant rainfall, placing agaves on a mound or in a raised bed helps wick water away from their roots. Waterlogged soils, especially when they are cold, will kill these plants. In areas with reliable and consistent rainfall, fill the hole with gravel and/or mix gravel generously into the backfill before putting in the agave. Avoid placing agaves in a site where water naturally collects or drains from a roof or gutter.

These superb drought-tolerant plants have the root system typical of most suc-

## TIPS FOR GROWING AGAVES IN COLD CLIMATES



Tony Avent grows dozens of small agave species in containers at Plant Delights Nursery in Raleigh, North Carolina, above. Among these is *A. schidigera* 'Shiraito no Ohi Nakafu', top, a golden green-variegated hybrid sometimes listed under *A. filifera*.

Many gardeners and horticulturists are successfully growing agaves in regions well out of their native range. In many regions, winter moisture, rather than cold-hardiness is the critical factor for agave survival.

One such noted agave enthusiast in the Southeast is Tony Avent, owner of Plant Delights Nursery, who grows nearly 200 agave selections at his home and nursery in Raleigh, North Carolina. "For agaves grown in the ground, the absolute key is they must be dry in winter," says Avent. "So in climates like ours where winters are often wet, you need extremely well-draining soil." Avent recommends incorporating coarse amendments such as PermaTill—a porous granular aggregate—or pea gravel to improve soil drainage.

According to Avent, it's also critical to plant agaves on an incline so water won't collect around the base. "One thing I noticed when looking at agaves in the wild is that they are all growing on a slope," says Avent.

Avent advises planting agaves early in the growing season because that gives them time to develop a thicker base that helps shed water. "You never want to plant them late in the season—after mid-August—in a cold, wet climate," he says.

For agaves in containers, Avent says there are two main factors to keep in mind. The first is to provide winter protection. "Honestly, as long as you give them a good-draining mix, they can sit outside in the rain all summer long," he says, "but once daylength shortens in the early fall, container plants will die quickly if they get rained on." At that point, he adds, they need to be moved to a sheltered location.

The other cultural consideration is to select containers that are the same size or a bit smaller than the agaves so the plants can serve as their own umbrellas. "If the container is bigger than the agave, that's a problem," he says.

In addition to growing dozens of agave selections in pots, Avent has planted them in raised beds around his home and display nursery. For companions, he says low-growing groundcovers such as ice plants (*Delosperma* spp.) "go nicely underneath the agaves, as do some of the mat-forming *Dianthus* species." In his rock garden, he pairs agaves with a variety of dwarf sedums.

Among small agaves that have performed well in the Southeast, Avent recommends *A. victoriae-reginae* because of its many variegated forms. He also likes the *A. ferdinandi-regis* hybrid group, selections of Parry's agave, and the easy-to-grow *A. lophantha*. "There's a lot more to the genus than people realize—when people see what we've done with agaves here, they are always amazed," says Avent. —M.I.



culents: shallow, with a fine web of fast-growing roots that die off as soon as the soil is dry. This clever adaptation to drought has a downside in that when water is plentiful, agaves take it up and never quit until the water does, by which time they have begun to rot. So while good drainage helps, careful attention to prevent overwatering is also important.

Be sure that the soil dries out significantly between waterings. Even in the hot Arizona desert where I live, most of my agaves thrive when watered just twice a month in the summer.

release fertilizer in the late spring, or apply liquid fertilizer at half the recommended strength once a month during the warm season.

Agaves are very heat tolerant and—in all but the hottest regions—they will grow best in as much sun as you can manage. In very hot regions, provide agaves with some afternoon shade or filtered shade from a high canopy.

Cold tolerance in agaves varies by the species, and it may take some experimentation or consultation with local growers to find the best species for your region.

## AGAVES IN CONTAINERS

Agaves are well suited to container culture. The same cultural principles apply to growing agaves in pots as those in the ground. Provide excellent drainage and ample sun, water when the soil is dry, fertilize lightly, and apply mulch—particularly rocks or gravel.

In addition, agaves grow best in containers made of clay, which keeps the potting soil from holding too much moisture. It also helps to choose pots that are wider than they are tall to accommodate agaves' shallow radial root system.



Agaves, cacti, and a variety of drought-tolerant plants grow well together in this colorful and richly-textured dry landscape.


For agaves in containers, test the soil with your finger or a long prod and be sure that the pot is dry nearly to the bottom before watering again. In the winter this may be a few weeks, in the summer possibly weekly depending on the temperatures and the size of the pot.

Agaves rarely need to be fertilized, regardless of where they are growing. Even with agaves growing in containers, a light hand is best. Apply a layer of compost to the top of the potting soil once a year, or lightly sprinkle a small amount of slow-

When using agaves outside of their known range, or if a sudden or unexpected cold snap is predicted, you can briefly cover them with row covers, blankets, or sheets for protection. Plastic must be used with a frame so that it doesn't touch the plant.

Placing agaves on a southern exposure, snuggling them up to the south face of large rocks, and providing rock or gravel mulch will also help to prevent damage. For tips on growing agaves in regions with wet winters, see the sidebar on page 40.

## GETTING HOOKED

No matter what part of the country you call home, you can successfully include striking agaves in your garden by selecting adaptable species and providing the right site and soil conditions. Start with one and you may find yourself hooked. 

---

*Mary Irish is the author of several gardening books, including—with her husband, Gary—Agaves, Yuccas, and Related Plants (Timber Press, 2000). She lives in Scottsdale, Arizona.*

## Steven Still: Mentoring a Love for Perennials

by Gwyneth Evans

STEVEN STILL, this year's recipient of the American Horticultural Society's Liberty Hyde Bailey Award, has spent his life sharing with others "a great love for an interest in horticulture"—primarily as an educator, first at Kansas State University and later at The Ohio State University, where he is now professor emeritus in the Department of Horticulture and Crop Science. Over the years, he has inspired and mentored



many students who are now leaders in the horticultural world, including Tracy DiSabato-Aust, an internationally known landscape designer and author of *The Well-Tended Perennial Garden*, who credits Still with helping "to guide me to a fulfilling and successful career in horticulture."

It was also Still's devotion to his students that prompted him to write the groundbreaking *Manual of Herbaceous Ornamental Plants* (1980) to fill a need in horticultural education. The book, now in its fourth edition, was, according to DiSabato-Aust, "one of the first valuable resources on perennial plant identification."

A founding member of the Perennial Plant Association, a trade organization that provides education to the perennial plant industry and promotes the use of herbaceous plants in the landscape, Still has served as its executive director since 1984 and continues to play an active role. Freelance writer Gwyneth Evans spoke to Still recently about his life-long work in horticulture, recent award, and plans for the future. (For more about the Liberty Hyde Bailey Award, see page 14.)

**Gwyneth Evans: What drew you into the field of horticulture?**

**Steven Still:** I grew up on a farm in Illinois, where my parents had an acre of land where they grew vegetables in a Victory Garden. It was not only a hobby, but a necessity for my parents to have fresh produce. I started growing vegetables for 4-H events, did demonstrations at shows, and sold my crops to grocery stores.

**As a teacher, what is the most important thing you have tried to impress on the next generation of horticulturists?**

A love for plants. Students find much enjoyment and interest in learning about what they can grow and design with in the landscape. I tell the students in my Woody and Herbaceous Plant Materials class, "For

the next 10 weeks I want you to really notice and comment on plants you encounter as you walk. Take interest in them, in identifying them, and report your observations." Plant identification courses form the foundation of the industry.

**How did you come about writing *Herbaceous Ornamental Plants* and will there be a 5th edition?**

Many years ago, when I took a course on perennials as a student at University of Illinois, there was no text book on the subject, and the instructor had no slides or images; we didn't have a lot of information. Later, in my first full-time teaching position at Kansas State, I taught a course in herbaceous plant materials. Because there was still no text book, I lec-

tured from my own notes and my students would tell me, "Why don't you write this all down and give us a copy?" So my notes and research turned into the text book we needed.

There will be a 5th edition of the book—revision is a major goal. It will take some time as well because of the number of cultivars that have just exploded into the industry.

**How did you get involved in the Perennial Plant Association?**

Back in 1983, I helped sponsor a perennial plant symposium at Ohio State. For many who attended, it was really their first knowledge of the industry. Previously, perennials had not been looked upon fondly; they were often deemed "weeds."

They were not considered valuable materials in landscape design.

At the time, the market for herbaceous perennials was small, but as interest in perennials increased, there was a greater demand for education in how to grow and market them. Industry representatives, including myself, created the Perennial Plant Association (PPA) to fill this need. It felt good to have helped developed a niche market.

### Who makes up the PPA and what is its mission?

The PPA membership is composed of growers, retailers, landscape designers, contractors, educators, public garden personnel, and others who are professionally involved with herbaceous perennials. We have 1,400 members in North America and six foreign countries.

The PPA's mission is to seek to enhance the opportunities for the success of our diverse professional membership by providing education for the production, promotion, and use of herbaceous perennial plants.



According to the Perennial Plant Association, daylilies (*Hemerocallis* spp.), above, are one of the most popular and largest-selling plant groups. Others include hostas, coneflowers (*Echinacea* spp.), coreopsis, coral bells (*Heuchera* spp.), and sedums.

### Could you talk a bit about how interest in, and uses of, perennials have changed over the years in America?

Each generation of gardeners finds differ-

ent ways to use plants. Right now there's not as much interest in having a beautiful classic perennial border, but gardeners might have a perennial border that also includes vegetables, bulbs, and native species.

Native plants are getting a lot of attention now as they often may be better adapted to the climate and soils of the areas in which they are planted. The perennial plant industry has always used native plants, but now that native plants are commonly incorporated into perennial borders, they have gone from being viewed as "weedy" to great landscape plants.

We are also seeing more perennials grown in containers.

### How has the industry responded to the increased interest in perennials?

There's more mechanization and new cultivars are increasing exponentially as a result. The industry watchwords are "New, new, new." When people tire of certain plants, they want to move on to something novel or plants with better ornamental features. In the past, using traditional methods of division took a long time to build up, for example, a supply of hostas to put into market. Now, tissue culture has allowed for faster production of plants.

More recently, there is the use of unrooted cuttings from off-shore sources—usually from Latin America and Israel, where the growing season is longer than most of North America—so that nurseries don't have to have stock plants any longer.

Plugs are another great advancement in production. Before, nurseries had to have a propagation facility where plants were grown from seed or cuttings. Now, the nursery grower can take a plug, put it in a container, fertilize and water it, and presto—you have a marketable plant!

### As an educator, what are you seeing in terms of the future of the horticulture profession?

The number of horticulture students has decreased, but they are still filling the need—and have the same level of interest as those in years past. I think the numbers may increase as the industry moves more towards addressing the need for green and sustainable gardening.

*Gwyneth Evans is a former editorial intern for The American Gardener.*

\$5 OFF Any \$25 Order • Use Coupon Code **A10**

[www.jadepoint.com](http://www.jadepoint.com)



**Jadepoint Succulents**

*A Huge Collection of Succulents!*

- Tough plants with low water requirements
- Great for planting in container gardens and gardens

## Getting the Best Out of Broccoli

by Kris Wetherbee



Broccoli freshly harvested from the garden has a flavor unmatched by any purchased at market.

**T**HE CULINARY versatility and ease of growing broccoli make it one of the most desirable vegetables for the kitchen garden. And when planted to mature in the cool weather of spring or fall, broccoli has a superb flavor.

Ensuring cool weather conditions around maturity produces the best heads. Ideally, the temperature should be between 50 to 70 degrees Fahrenheit, and certainly no more than 80 degrees. By planting early, mid-season, and fall varieties and harvesting side shoots, gardeners can extend the harvest season considerably.

### GROWING GUIDELINES

Broccoli belongs to the genus *Brassica* and is related to other “cole” crops such as cabbage, cauliflower, and Brussels sprouts. The secret to growing a prime head of any cole crop is to grow it fast and provide the right sun, soil, and water conditions.

Broccoli grows best in a sunny location in fertile and moist but well-drained soil

enriched with organic matter such as aged manure, compost, or leaf mold. A soil pH between 6 and 7 and a soil temperature between 55 to 75 degrees are ideal. The added organic matter and appropriate soil pH helps ensure that nutrients, including essential micronutrients like boron, are readily available. (A boron deficiency can cause plants to develop hollow stems.)

The soil should also have good moisture-holding capacity and receive one to two inches of water per week for best growth. Lack of adequate moisture can result in plants that produce premature, poor-quality heads. Mulching helps maintain an even soil moisture and moderate soil temperature.

Broccoli is a moderately heavy feeder. In order to produce big and tasty heads, you need to keep them well fed. Before planting, work a two-to four-inch layer of compost or a thin layer of well-aged manure into the soil. Another option is to fertilize only the planting hole rather than

## Planting Basics

### GETTING STARTED

Transplants are your best bet for early spring plantings because seeds have difficulty germinating in cold spring soil. To



start your own, sow seeds indoors five to eight weeks before your last spring frost. Set out four- to six-week-old hardened-off starts into the ground about four weeks before your last spring frost, or up to seven weeks ahead if protected with row covers or cloches.

### DIRECT-SEEDING

Seeds sown directly in the ground often produce more vigorous plants with increased resistance to disease and stress. Direct-seeding works especially well for fall-harvested crops. Sow seeds about 1/4- to 1/2-inch deep, with two to three seeds per hole, six to eight inches apart. Cover the seeds with loose soil or sifted compost and keep the seed bed moist.

### SPACING

Thin direct-seeded plants or space transplants to 12 to 18 inches apart depending on variety. For raised bed or wide-row gardening, space seeds 15 inches apart.

### DAYS TO MATURITY

40 to 80 days from transplanting, depending on the variety and season. When direct-seeding, add 25 to 35 days.

## Sources

**Johnny's Selected Seeds**, Winslow, ME. (877) 564-6697.

[www.johnnyseeds.com](http://www.johnnyseeds.com).

**Pinetree Garden Seeds**, New Gloucester, ME. (207) 926-3400.  
[www.superseeds.com](http://www.superseeds.com).

**Territorial Seed Company**, Cottage Grove, OR. (800) 626-0866.  
[www.territorialseed.com](http://www.territorialseed.com).

the growing bed. Work in about a half shovelful of aged manure or compost, or mix in one quarter cup per plant of nitrogen-rich organic fertilizer.

The nitrogen boost is crucial to getting early spring varieties off to a fast start when the soil is cool. If soil fertility is poor, water plants with fish emulsion or a manure or compost tea about two weeks after transplanting into the garden.

Depending on the fertility of your soil, you may also want to lightly sidedress with a nitrogen-rich fertilizer when the central head is about an inch across. An additional sidedressing may also be needed once the central head has been cut.

Broccoli can tolerate frosts down to 20 degrees, although extended temperatures below 35 degrees can turn buds purple and sometimes soften heads. Floating row covers provide an extra four to eight degrees of protection, potentially extending the season three to four weeks on either end.



A thick layer of mulch helps retain soil moisture that is essential for young broccoli plants.

## PEST AND DISEASE PREVENTION

Using row covers also provides protection from insect pests such as flea beetles and root maggots, especially when used from the day of planting.

Cabbage loopers and cabbage worms are broccoli's biggest pests. These destructive caterpillars are best controlled by introducing parasitic trichogramma wasps, or applying *Bacillus thuringiensis* (Bt)—a naturally-occurring, non-toxic bacterium.

Aphids can easily be controlled with a hard spray of water or spraying with insecticidal soap. Better yet, plant nectar-rich flowers to encourage aphid-eating lacewings to visit your garden.

## RECOMMENDED VARIETIES

There are two types of broccoli: heading and sprouting. Some heading types form usable side shoots once the central head is cut. Sprouting types—such as 'Purple Sprouting', 'De Cicco', and 'Calabrese'—form small florets within the leaf axils.

Some varieties grow best when planted in early spring, while others excel when they are planted in late summer for a fall crop. A few choice varieties for spring include 'Blue Wind', 'Southern Comet', 'Belstar', and 'Fiesta', which tolerate both heat and cold temperatures. 'Arcadia', 'Windsor', 'Green Magic', and 'Gypsy' tolerate summer's heat better than most other varieties. Best bets for



Top: 'De Cicco' is a sprouting type of broccoli. Above: 'Belstar' is a good variety for growing in cooler spring and fall weather.

fall harvests include 'Gypsy', 'Premium Crop', and 'Marathon', along with versatile cultivars 'Arcadia' and 'Belstar'.

## ENJOYING THE HARVEST

The best time to harvest broccoli is when the unopened flower buds are just starting to swell but before they open and reveal the yellow petals. (Although broccoli can still be eaten when buds begin to flower, the taste will be a bit stronger.) In the cool of the morning, cut each stalk five to eight inches below a central head at a 45-degree angle. This will encourage the production of smaller side shoots, increasing the per-plant yield. Harvesting these side shoots regularly encourages continued production.

Broccoli can be consumed raw or cooked. Cook the florets only until they are tender-crisp and bright in color. Avoid overcooking, which produces a sulfur odor and strong flavor.

*Kris Wetherbee is a freelance writer living in Oakland, Oregon.*

## Horticultural News and Research Important to American Gardeners



### MT. CUBA CENTER RELEASES CONEFLOWER EVALUATION RESULTS

The horticultural research program at Mt. Cuba Center, a non-profit horticultural institution located in Greenville, Delaware, recently released a list of recommended coneflowers (*Echinacea* spp.) based on the results of a three-year evaluation project.

The project, which was conducted in USDA Hardiness Zone 7A/6B, assessed five coneflower species, 31 cultivars of purple coneflower (*E. purpurea*), and 12 hybrid coneflower cultivars. The goal of the project is to give mid-Atlantic gardeners practical feedback, including ornamental value, adaptability, ease of maintenance, and pest resistance, to consider when choosing coneflowers for their gardens.

Most of the seven highly recommended coneflowers determined by the trials are cultivars of purple coneflower. 'Pica Bella', a purple coneflower with an upright habit, was chosen in part for its distinctive and vividly colored blooms. 'Elton Knight', 'Fatal Attraction', and 'Vintage Wine' are the other highest-rated purple coneflower cultivars. Also at the top of the list is Pixie Meadowbrite™ hybrid coneflower ('CBG Cone 2'), which is notably the first hybrid coneflower created from crossing three coneflower species. Pale purple coneflower (*E. pallida*), with gray-green foliage, and Tennessee coneflower (*E. tennesseensis*) are the only species coneflowers to receive Mt. Cuba's highest recommendations.

In a report summarizing the evaluation project, Mt. Cuba researchers Jeanne Frett



Pixie Meadowbrite™ hybrid coneflower, left, features an abundance of fragrant pink flowers. 'Pica Bella' purple coneflower, above, is noted for its clean, vigorous growth habit.

and Victor Piatt pointed out that Tennessee coneflowers are "a Federally Endangered Species and should only be purchased from nurseries with a valid U.S. Fish and Wildlife permit to propagate and sell them." An easier option is to seek out

the Tennessee coneflower selection 'Rocky Top', which is not protected.

To read the entire report and view a list of other recommended cultivars, visit [www.mtcubacenter.org/research/plant\\_evaluations.html](http://www.mtcubacenter.org/research/plant_evaluations.html).

### 2010 Marks 40th Anniversary of Earth Day

Founded April 22, 1970 by United States Senator Gaylord Nelson, Earth Day has become an increasingly global event and a catalyst for environmental advocacy at all levels. This year, events, including volunteer activities, rallies, and town-hall style meetings with community leaders, are being planned worldwide to commemorate the 40th anniversary of the holiday.

The Earth Day Network (EDN), an environmental action group based in Washington, D.C., dedicated to supporting worldwide environmental stewardship, has partnered with community organizations and governments to feature "Global Days of Service" on April 17 and 18. This event will allow volunteers around the world to take part in clean-up and restoration activities in local parks, beaches, and forests. The EDN is also organizing "A Global Day of Celebration" on April 25, which will include 40 major city events around the world, with the flagship event occurring on the National Mall in Washington, D.C.

It's a perfect opportunity to volunteer at a local community or school garden, or to simply celebrate the day tending your own favorite patch of Earth. To learn more about events taking place in your area, and other ways to get involved on Earth Day, visit [www.earthday.net](http://www.earthday.net).

## STATUS REVIEW SHOWS BUMBLE BEE POPULATIONS DECLINING

Honey bees are not the only native pollinators whose populations are facing serious peril; a 2007 report by the National Research Council revealed that the number and distribution of several types of bumble bees have notably declined within the past two decades. Recently, bee expert Robin Thorp, professor emeritus at the



Franklin's bumble bee has been in decline since 1998 and is now thought to be extinct.

UC Davis Department of Entomology, and the Xerces Society, a non-profit organization focused on the conservation of invertebrates, completed a status review of three of the most threatened types of bumble bees. Based on their findings, they established that wild populations of rusty-patched, yellowbanded, and western bumble bees have drastically declined since the 1970s and 80s. All three of these closely-related bumble bee species were once widespread throughout their prospective U.S. and Canadian ranges and played crucial roles in pollinating crops such as cranberries, apples, alfalfa, and potatoes. The survey also showed that Franklin's bumble bee, native only to parts of California and Oregon, might be extinct.

According to Thorp, the major threat to these four bumble bee populations could be a disease that was introduced from Europe between 1992 and 1994. During this time period, the USDA's Animal and Plant Health Inspection Service (APHIS) allowed queen bumble bees to be shipped from the United States to Europe, where they were commercially reared for greenhouse crop pollination,

and then shipped back and distributed. Thorp believes that, while overseas, the bees were infected by a virulent strain of an internal parasite, *Nosema bombi*, which was being carried by European bees. Once back in the United States, the infected bees would have been able to pass the disease on to wild populations. Thorp points to the fact that the timing of the native bumble bees' population collapse coincides with the timing of the commercially reared bees' reintroduction supports his hypothesis.

In an effort to help protect these crucial pollinators, which can fly at lower light levels and cooler temperatures than honey bees, Thorp, the Xerces Society, and other wildlife conservation societies and scientists recently submitted a petition to APHIS. The petition asks that the Federal government regulate interstate movement of commercial bumble bees in order to stop the spread of disease.

To learn more about bumble bees' role as pollinators and the threats they are facing, visit [www.xerces.org/bumblebees](http://www.xerces.org/bumblebees).

## ✧ Renee's Garden ✧

Cottage Garden Flowers ✧ Kitchen Herbs ✧ Gourmet Vegetables


*For Success With Seeds  
Rely On A Trusted &  
Experienced Source!*

Renee Shepherd Offers Special  
Varieties from Around the World,  
All Carefully Tried & Evaluated  
for American Home Gardeners

*At Independent Retailers  
or Shop Online at  
[www.reneesgarden.com](http://www.reneesgarden.com)*

**NEW FOR 2010**

Historic Heirlooms  
Container Specialties  
Fragrant Sweet Peas  
Rainbow Vegetables  
Signature Salads  
Flowering Vines



Innovative double  
packet backs offer  
Renee's personal  
descriptions of  
each variety.



[www.reneesgarden.com](http://www.reneesgarden.com)

## GREATPLANTS® AND PERENNIAL PLANT ASSOCIATION NAME 2010 PLANTS OF THE YEAR

Since 1998, the GreatPlants® program, a joint effort of the Nebraska Statewide Arboretum and the Nebraska Nursery & Landscape Association, has worked to create an annual list of recommended plants for Great Plains gardens. The goal of the program is to both “promote overlooked landscape plants and release exciting new plants” that are environmentally sustainable as well as ornamental year-round.

The program’s 2010 Tree of the Year is American yellowwood (*Cladrastis kentukea*), a beautiful disease-resistant and underused tree native to the East Coast. The recommended shrub for 2010 is bottle-



*Euonymus carnosus* bears brightly colored, persistent seed capsules.

brush buckeye (*Aesculus parviflora*), an understory plant native to the southeastern United States, and the top-rated perennial is ‘Gateway’ Joe Pye weed (*Eupatorium purpureum*), a great addition for gardeners hoping to attract bees and butterflies.

GreatPlants is also releasing two new plants for 2010. Carnose flower euonymus (*Euonymus carnosus*) is a small non-invasive tree from China that features persistent pink seed capsules, and ‘White Sprite’ blazing star (*Liatris microcephala*) is a perennial prized for its upright white flower spikes. To learn more about the GreatPlants program and to see the rest of its recommended plants for 2010, visit [arboretum.unl.edu/greatplants/](http://arboretum.unl.edu/greatplants/).

## PEOPLE and PLACES in the NEWS

### McNamara Awarded 2010 Scott Medal

Plant explorer, botanist, and horticulturist William McNamara has been chosen as this year’s recipient of the Scott Medal and Award. The annual award, sponsored by the Scott Arboretum of Swarthmore College, was presented to McNamara on March 14 in honor of his contributions to the fields of botany, horticulture, and plant conservation.



In 2007, McNamara was appointed executive director of Quarryhill Botanical Garden in Glen Ellen, California, where he has been involved for 20 years. During this time, he has carried out more than 20 plant conservation expeditions to Asia and has helped to bridge conservation efforts between the United States and China, in addition to making significant progress in preserving Asian forests and tree species facing extinction. He was the recipient of the Garden Club of America’s Eloise Payne Luger Medal in 2009, and he currently serves as the director for the Magnolia Society International and the field associate of the Department of Botany at the California Academy of Sciences.

### PHS’s Jane Pepper Retires

After nearly 30 years of leadership, Jane Pepper will retire this spring as president of the Pennsylvania Horticultural Society (PHS). Pepper has made considerable contributions to PHS programs like Philadelphia Green, which has become a national model for city revitalization. During her tenure, the Philadelphia Flower Show gained international status and PHS membership doubled to 16,000.



PHS Council Chair John Ball commended Pepper’s devotion to the organization. “Jane has provided extraordinary leadership. For her, this has not been simply a job. It’s been a passionate commitment to the PHS mission,” he says.

Pepper also serves as a director of the PNC Financial Services Group and as a member of the Board of Directors of the First Hospital Foundation, the Fox Chase Cancer Center and the Greater Philadelphia Chamber of commerce. Among her many honors are the Pennsylvania Society Gold Medal for Distinguished Achievement (1996) and the AHS’s Liberty Hyde Bailey Award (2003).

The PHS has just announced that Pepper’s replacement as PHS President will be Drew Becher, a national leader in urban greening.

### Endress Honored by the National Tropical Botanical Garden

The National Tropical Botanical Garden (NTBG) honored Peter Karl Endress, professor emeritus at the University of Zurich, Switzerland, with the 12th annual David Fairchild Medal for Plant Exploration on February 12 at the Kampong, the NTBG’s Florida garden and former private estate of David Fairchild, the renowned U.S. plant collector for whom the award is named.



Nominations for the Fairchild Medal are made each year by a board of plant explorers and botanists. The award goes to a scientist who has worked to continue Fairchild’s legacy of plant exploration and conservation. Over the course of his career, Endress’s work has led to considerable advancements in the understanding of breeding systems, systematic botany, and the plant family Monimiaceae, which contains just over 20 genera of shrubs and small trees native to the Southern Hemisphere.

Endress has also served as director of the Institute of Systematic Botany and Botanical Garden of the University of Zurich.





Long-lived and easy to care for, blue false indigo is a foolproof garden choice.

Another organization that sponsors an annual award for outstanding plants is the Perennial Plant Association (PPA), which has named blue false indigo (*Baptisia australis*) its 2010 Perennial Plant of the Year. The PPA award program is designed to showcase low-maintenance, consistently ornamental perennials that can be grown successfully in many areas of the country. Native to the eastern United States, blue false indigo was chosen in part because of its striking combination of cloverlike, bluish-green foliage and erect racemes of violet-blue flowers. It is adaptable to a variety of landscape uses, including meadows and perennial borders. To learn more about blue false indigo and other *Baptisia* species, you can read the feature article on page 24 of this issue, or visit [www.perennialplant.org](http://www.perennialplant.org).

To view a list of 2010 plant awards sponsored by other North American plant societies and organizations, click on the link in this issue's table of contents on the AHS website ([www.ahs.org](http://www.ahs.org)).

### BERRY BOTANIC GARDEN TO CLOSE

After carefully searching for other alternatives, the board of The Berry Botanic Garden (BBG), a public garden located in Portland, Oregon, has reluctantly slated the property to be sold. It became evident to the board after the 2008 economic downturn that the garden, which relies heavily on visitors, members, and donors

for funding, is no longer economically viable as a non-profit organization.

The 6.5-acre garden is the former estate of Rae Selling Berry, a plantswoman who spent 32 years establishing and maintaining the garden's collections. Following Berry's death in 1976, the estate was sold to the Friends of the Berry Botanic Garden, a non-profit corporation that was dedicated to maintaining, studying, and adding to Berry's collections.

Located on a small street in an affluent neighborhood south of downtown Portland, the garden has struggled over the years with issues such as a lack of parking facilities and opposition to expansion by community groups.

Negotiations are currently underway to move the BBG's seed bank and plant conservation program, headed by Ed Guerant, to Portland State University's (PSU) Environmental Science and Management program. BBG Interim Director Margaret Eickmann and Mark Sytsma, chairman of the PSU program, are optimistic that the move will be successful. Although the transition cannot be finalized until the property is sold, its completion would be crucial to preserving the more than 14,000 accessions of rare and endangered native plants that the seed bank currently holds.

Although BBG board and staff members are still hopeful that a public entity will assume ownership of the garden before it is placed on the market, Eickmann emphasizes that its loss "is a blow to current and future generations." The garden's situation has helped her realize that "people who love public gardens must look for fresh ways to communicate the value of such places, so that a new generation of people will become involved in their protection and support. Without active champions for preserving public gardens, I fear that many of the small gems, like the Berry Botanic Garden, will be lost," she adds.

The garden remains open while the Friends of the BBG search for a buyer, but prospective visitors must contact the garden to make an appointment. The BBG's website, [www.berrybot.org](http://www.berrybot.org), will continue to be updated with information on the status of the garden's transition and the future of its many unique plant specimens.

Written by Editorial Intern Krystal Fogel.

## WORLD'S #1 TOP PLANT SUPPLY

**#1 PLANT HEALTH EXTRA LIFE**  
**Greatest Guarantee-Offer PROOF Ever**  
 SINCE 1940, unchallenged, \$5,000, GUARANTEED to be  
**World CHAMPION**  
 #1 Activator #1 Trans #1 Extra  
**#1 REVIVER, #1 PLANTER, #1 GROWER, #1 Perfector**  
**WORLD'S FAIR SCIENCE-MEDAL-WINNING**

**SUPERthrive® 50 IN ONE**  
**VITAMINS-HORMONES**

USED BY U.S. AGRI-CULTURE, ARMY NAVY, AIR, ETC. ALSO BY STATES, CITIES, COUNTIES, UNIVERSITIES.  
 RECOMMENDED BY RADIO SHOWS, MAGAZINES, CONFERENCES.  
 GUARANTEED As Advertised in Better Homes & Gardens Landscape Architecture Horticulture  
 TOP VALUE OTHER FORMS: Drop-A-Cup® or Drop-A-Gal®

NON-FERTILIZER FEEDING BioUSABLES TO ADD TO FERTILIZING for growing

Dozens OF THE WORLD'S science MIRACLES IN EACH DROP!

ADD to any fertilizing  
 • 60 INSTANT BioUSABLES  
 • NORMAL PURE COMPLEXES  
 • From Carbon-Hydrogen-Oxygen natural organic crystals  
 • Save plants from wilting while trying to make them  
 • Unique - Nothing else  
 SEE TO BELIEVE! FASTER plants HEALTHIER, FASTER plants BEAUTY and CROP yield

ADDED TO 21 FERTILIZERS by 21 Growers

YOU CAN ORDER PINT, QUART, GALLON, or DRUM

Billions - PROVEN BALANCED ORIGINAL

ADDED TO 18 FERTILIZERS, by 18 Growers



RECOMMENDED BY NEARLY 1000 BOOKS, CONFERENCES, MAGAZINES, NEWSPAPERS, TVs, RADIOS

**USED BY FIVE U.S. DEPARTMENTS TO HELP WIN WORLD WAR II THOUSANDS** OF GOVERNMENTS, STATE UNIVERSITIES, LEADING ARBORETTUMS, BOTANICAL GARDENS, PARKS SYSTEMS U.S. STATES AND CITIES IN MULTIPLE-DRUMS LOTS FLOWERING PLANTS SHOW WINNERS - "everywhere" HEALTHY, TOXICS-FREE FOODS GROWERS

**UNIQUE. Far easier plant success**

1 INDOOR PLANTS	To See MORE NEW FLOWERS and LEAVES, HEALTHIER, STRONGER - MORE BEAUTIFUL	
2 OUTDOOR PLANTS	To START NEW ROOT and FOLIAGE ACTION, SHOOTING DOWN, UP and filling-in, sideways	
3 BARE ROOTS	And to GET MORE FLOWERS, LONGER and MORE BEAUTIFUL	
4 FLOWERING	And to GET MORE FLOWERS, LONGER and MORE BEAUTIFUL	
5 SEEDLINGS	TO PLANT THEM ALL SAFELY, UNIFORMLY - and GROWING MORE STRONGLY	
6 TREES	TO GET 'TWO YEARS' GROWTH IN ONE'?	
7 FRUITING	For EARLIER, HEAVIER, BEARING?	
8 BULBS	TO START THEM VIGOROUSLY, Beating Soil-rot, Hastening Better BLOOMING	
9 SEEDS	To Help GERMINATION Percentage and SPEED EARLIER, BETTER YIELDS, including Vegetables	
10 LAWNS	To Make QUICKER, deeper, TOUGHER TURF from SEED, SOD, Stolons, Sprigs, HYDRO-seeding	
11 XMAS TREES	17 HYDROSEEDING	22 FLOWERING PLANT COMPETITIONS
12 REFORESTATION	18 LANDSCAPING	23 INTERIOR SCAPING
13 HYDRO-PONICS	19 PROPAGATION	24 CUT FLOWERS
14 FIELD CROPS	20 ANTI-FROST	25 WEATHER DAMAGE
15 BONSAI	21 ENVIRONMENTAL IMPROVEMENT	26 WATER GARDENS
16 TISSUE CULTURE		

AT CONSCIENTIOUS PLANT DEALERS WORLDWIDE Used, tipped to, and supplied by thousands of conscientious plant-selling firms. On every continent, without salesmen.

REFUSE "just as good," false, cheaply made, unbalancing substitutes - often 99 1/2% water.

**NOTHING IS AT ALL "LIKE" SUPERthrive® 50 VITAMINS-HORMONES**

Made in U.S.A. by VITAMIN INSTITUTE  
 12610 Saticoy Street South, North Hollywood, CA 91605  
 Website [www.superthrive.com](http://www.superthrive.com)

## Garden Gloves

by Rita Pelczar

**W**HILE HE WAS in office in the 1970s, I had the pleasure of meeting President Jimmy Carter in a reception line. As I shook his hand, I was struck with the thought that it had been some time since the President had worked in a peanut field. His hands lacked the calluses and roughness I associated with active gardeners and farmers. But perhaps President Carter simply knew the benefit of good gardening and work gloves.



Pallina Garden Gloves

### ABCS OF GARDENING GLOVES

There are several things to consider when selecting gardening gloves: The first is that there is no one pair that fits all gardening chores. Trying to use the same glove for every gardening task can be like trying to use a baseball mitt to play golf.

Glove lengths vary. Thin, wrist-length gloves that are snug and flexible are great for pinching chrysanthemums but likely won't prevent blisters when you are raking leaves. But padded gloves that reduce blisters and scraped knuckles also reduce the manual dexterity needed for detailed work in the garden.

If you are pruning shrubs or working around poison ivy, a glove with an extended sleeve provides much more protection than wrist length models. Most gardeners should have at least two pairs of gloves, one for precision chores and one for those activities that require some protection.

Your gloves should also suit the season—the gloves you wear for summer weeding are probably not warm enough

for turning the compost in winter. Waterproof gloves are particularly important for cold, wet weather. While it's also important to wear waterproof gloves for mixing garden chemicals or cleaning the pond, breathable gloves are a better option for many warm-weather tasks. Some gloves offer waterproof palms and fingers and a breathable back. In summer, gloves with added sun protection come in handy.

Gloves get dirty, so it's helpful if they are washable. But you needn't put them

through the washer each time you wear them. Washing them with the hose while they are still on your hands—add a little soap if necessary—is often sufficient.

Fit is also very important; gloves should be tight enough to stay put without binding and be loose enough to be comfortable without feeling too bulky. Try them on before you buy them to be sure they are comfortable. Or if you buy them online, follow the manufacturer's size guidelines.

Durability is another consideration. No glove lasts forever, but a well-constructed glove will take some abuse—sturdy material and reinforced seams can make a big difference. However, if you work in the garden a lot—like I do—most gardening gloves are good for a single growing season at best. But they do earn their keep.

### GLOVES FOR DETAIL WORK

For precision chores such as thinning a new row of beets or transplanting young impatiens seedlings into a bed, you need snug-fitting, flexible gloves. **Foxgloves**, designed with women in mind, are made of

### Sources

**Bionic Gloves**, [www.bionicrogloves.com](http://www.bionicrogloves.com).

**Clean Air Gardening**  
[www.cleanairgardening.com](http://www.cleanairgardening.com).

**Foxgloves**, [www.foxglovesinc.com](http://www.foxglovesinc.com).

**Gardener's Supply**

[www.gardeners.com](http://www.gardeners.com).

**Mud Glove**, [www.mudglove.com](http://www.mudglove.com)

**Pallina**, [www.thepallina.com](http://www.thepallina.com).

**West County Gardener**

[www.westcountygardener.com](http://www.westcountygardener.com).

Supplex® nylon and Lycra® spandex for a tough glove with a cottony feel and a comfortable, stretchy fit. Their “Elle Grip” gloves are elbow length, providing both scratch protection and 50+ UPF sun protection. The silicone grip ovals provide a



Foxgloves

non-slip grasp that is great for working with tools. Foxgloves are available in a range of colors and sizes.

The **Nitrile Weeding Glove** from Gardener’s Supply fits the bill; it is made of lightweight nylon that has been dipped in nitrile (a non-latex rubber) to coat the palm and fingers. The back of the glove is not coated, so it breathes, making it a good choice for warm weather. **Simply Mud®** gloves also use nitrile for strength and suppleness. **Mud’s Sunflower™** gloves extend beyond the elbow with an air mesh gauntlet that is made of UV-blocking fabric. The **Original Mud® Gloves** are a bit more rugged, with a heavy latex coating and a textured grip that I have found particularly good for working in soil; these gloves have a comfortable cotton liner.

For those gardeners who insist on feeling the dirt beneath their fingers, **Yard Glove** lotion provides an alternative to gloves. Containing natural ingredients such as aloe vera and beeswax, Yard Glove is spread on skin to create a thin barrier that protects and moisturizes skin and cuticles for several hours while you work. It washes off with soap and water.

## GLOVES FOR RUGGED CHORES

For heavier gardening chores like pruning, digging, and working with power tools, I prefer a heftier glove that prevents blisters

and protects skin from nasty thorns. The first place my gloves always wear out is the fingertips, so **Pallina** gloves, with their reinforced fingertips and sturdy kevlar stitching, rank high on my list for durability. They are available in both soft goatskin leather and a material made out of 100 percent recycled plastic bottles. Pallina also offers a fully lined pruning sleeve that comes in handy when dealing with dense branches, particularly if they are thorny.

Another rugged option is the **Landscape Glove** from West County Gardeners, which is particularly well suited for working with power tools because it features a padded gel palm that reduces vibrations. The heavyweight fabric of the glove increases its durability, and silicone dots on fingers and palm improve grip. These gloves are also made from recycled plastic bottles.

The **Winter Work Glove** from Gardener’s Supply keeps hands warm, blocks



West County Gardener Landscape Gloves

wind, and wicks away perspiration. The latex-treated fingers and palms provide a steady grip for handling tools. West County Gardener also offers a breathable waterproof glove that is designed like a



Bionic Glove

ski glove—with three layers.

If you suffer from hand or wrist fatigue or arthritis, consider the **Bionic Glove**, manufactured by Louisville Slugger®. Designed by an orthopedic hand surgeon, these gloves are made from top-grade kid leather and are equipped with relief pads and wrist sup-

ports. “Motion zones” over the knuckles and “web zones” between fingers allow natural movement with reduced stress. Its rose gloves, with an extended sleeve for protection from thorns, have received the Arthritis Foundation’s Ease-of-Use Commendation.

The **Miracle Fiber Rose Glove** from Gardener’s Supply also provides forearm protection. It is breathable and flexible yet tough, and is made of a synthetic suede material that is washable but won’t shrink or crack.

## KEEP A SUPPLY AT HAND

I have learned that if you want occasional help in the garden, it’s important to keep a supply of gardening gloves on hand. Offer a nice pair of gloves as you solicit assistance for turning the compost pile or digging the carrots and you’re more likely to get a positive response. Kids, in particular, enjoy having their



West Country Gardener Children's Garden Gloves

own pair of gloves, and several companies offer kid-size gloves in fun colors.

The evidence of your hard work in the garden should be your well-maintained flower beds, neatly-pruned shrubs, and weed-free rows of vegetables, not the condition of your hands. Forget the notion that blisters and calluses are a badge of honor; invest in a pair of good gloves. 🌿

*Rita Pelczar is contributing editor for The American Gardener.*

## Recommendations for Your Gardening Library

### What's Wrong With My Plant? (And How Do I Fix It?): A Visual Guide to Easy Diagnosis and Organic Remedies.

David Deardorff and Kathryn Wadsworth. Timber Press, Portland, Oregon, 2009. 451 pages. Publisher's price, softcover: \$24.95.

THERE HAVE always been ways to diagnose what is wrong with plants. Ask someone who is knowledgeable in the area of plant diseases or try to find your plant symptoms in that big *Ortho Problem Solver* sitting in the corner of the local nursery. Ah, but it isn't always easy to find a cooperative Extension pest scout, and there are way too many pictures in the *Ortho* book.



To the rescue comes *What's Wrong With My Plant? (And How Do I Fix It?)*, a tremendous collaborative effort between plant pathologist David Deardorff and naturalist/photographer Kathryn Wadsworth. Finally, an easy-to-use system that will help the indoor and outdoor gardener figure out what is going on when plants develop problems. It made me wonder why someone hadn't done this before.

The book allows readers to select a suitable starting point that describes a plant's symptom—for example, wilting leaves or holes in the stems—and answer simple questions that eventually lead to a solution to the problem. What is even better, following the predicate of doing the least amount of harm when correcting problems, the authors then suggest organic ways to address each situation.

The book is divided into three parts. The first features clear keys that help identify the cause. Each step of the way includes its own illustration. Once the problem is identified, the reader just goes to the suggested page in the second section, which contains a hierarchy of remedies. The third section, also referenced by individual page numbers in the previous two, contains excellent pictures of symptoms to help confirm the diagnosis of the problem and offer remedies.

This is a massive undertaking, covering virtually every problem a gardener might come across. Because it's easy to use, well written, and well illustrated, *What's Wrong With My Plant? (And How Do I Fix It?)* is an important reference that will help gardeners successfully diagnose their own plant problems and make educated decisions about how to solve them.

— Jeff Lowenfels

*Alaska garden writer and radio host Jeff Lowenfels is author of Teaming With Microbes: The Organic Gardener's Guide to the Soil Food Web (Timber Press, 2006). He is a member of the Garden Writers Hall of Fame.*



### Homegrown Vegetables, Fruits, and Herbs: A Bountiful, Healthful Garden for Lean Times.

Jim Wilson. Photographs by Walter Chandoha. Creative Homeowner, Upper Saddle River, New Jersey, 2009. 191 pages. Publisher's price, softcover: \$16.95.

### The Vegetable Gardener's Bible

Edward C. Smith. Storey Publishing, North Adams, Massachusetts, 2009 (revised and updated). 351 pages. Publisher's price: hardcover, \$34.95; softcover: \$24.95.

JUST IN TIME for the 2010 growing season come two comprehensive vegetable-garden books from experienced gardeners, welcome titles in an age when too many horticulture volumes are written by people who own neither shovel nor hoe. Although each has unique insights, they cover pretty much the same ground, from preparing the soil through garden planning and maintenance and dealing with diseases and insects to harvesting the crop.



In *Homegrown Vegetables, Fruits, and Herbs*, Jim Wilson—a prolific author whose face is familiar to fans of PBS's *The Victory Garden*—“aims to hold the hand of the new gardener.” And he does just that, although his advice is useful to the experienced as well. With the help of Walter Chandoha's beautiful photographs, Wilson's unassuming but authoritative voice reveals his seven decades in the garden while striking exactly the right tone for beginners.

Diehard organic growers will disagree with Wilson's less-than-orthodox views, but he is far from an apologist for using toxic chemicals. Although a champion of organic fertilizers and integrated pest management, he admits that he “won't lose any sleep over not being 100 percent organic.” I like that philosophy, as well as his recommendation not to go overboard on heirloom vegetables, which may not “weather the worst that Mother Nature can throw at them.”

Ed Smith's *The Vegetable Gardener's Bible*, a popular book published a decade ago, is an update, 42 pages longer than the original. A resident of Vermont's Northeast Kingdom, Smith knows about tough growing conditions—his are slightly better than Siberia—and promotes wide, raised beds with deeply dug soil for edible crops. This is not a regional book, however; his system offers a winning approach for any location.

For those who own the original edition of the book, it should be noted that there is not a great deal new in this update, as Smith's guidance for creating a high-yield, environmentally safe garden and harvest is spotless. All the basics and details are there, from making compost to the pH requirements of different crops to when to harvest. "Bible" may be an overstatement, but the book is a fine introduction to vegetable gardening and will be useful to both novices and veterans.

You can't go wrong with either of these books. Having said that, neither is perfect, especially when it comes to identifying specific varieties to plant. *Homegrown Vegetables, Fruits, and Herbs* includes almost no varietal recommendations—except variety lists, and the descriptions often are vague: "Disease Resistant" isn't very helpful. Resistant to what? And despite explaining the important difference between determinate and indeterminate tomatoes, that quality is not specified for any of the listed tomatoes.

Choosing the right variety is crucial to garden success. A heat-resistant variety suitable for Florida won't succeed in northern Idaho. Having detailed, varietal recommendations from these experts would have really added value.


—Karan Davis Cutler

*Karan Davis Cutler is the author of The Complete Vegetable and Herb Gardener (Macmillan, 1997) She lives in Vermont, where she writes a garden blog for The Christian Science Monitor and is working on a book about gardening to attract wildlife.*

### The Encyclopedia of Herbs: A Comprehensive Reference to Herbs of Flavor and Fragrance.

Arthur O. Tucker and Thomas DeBaggio. Timber Press, Portland, Oregon, 2009. 604 pages. Publisher's price, hardcover: \$39.95.

I'M GOING TO start off with full disclosure: I count both Art Tucker and Tom DeBaggio as friends, and they have been mentors and colleagues since I first met them decades ago. While this may call into question my ability to be an objective reviewer, I think it would be difficult to find anyone in the herb community who does not know the authors, who are noted international experts.




*The Encyclopedia of Herbs* is an expansion and revision of *The Big Book of Herbs*, which was published by Interweave Press in 2000.

Since the publication of the earlier book, I, along with many other herb growers, gardeners, and horticulturists, have used it as a constant resource. One would think that such an important and useful—not to mention award-winning—book could hardly be improved on. Well, nearly a decade later, it has.

The new-and-improved revision has a handsome new appearance and is thoroughly updated to reflect the latest nomenclature, new cultivars and varieties for each herb described, an expanded list of references, and some totally new plants that have been added because they have become more commonplace in today's market.

*Nature creates with purpose.*



Vertical Gardens/Vegetated Retaining Walls

*So do we.*

**Furbish Company**  
LIVING ROOFS | LIVING WALLS

[www.furbishco.com](http://www.furbishco.com)  
443-874-7465

In addition, the section on the genus *Pelargonium* has been fully revised. The book was edited by Francesco DeBaggio, who has followed in his father's garden footsteps as an excellent grower and resource for cultivation information in his own right.

One of my favorite parts of the book is the "super label" at the beginning of each plant entry. This at-a-glance chart immediately lets the reader know how to pronounce the botanical name, and provides succinct information on family, growth form, hardiness, light, water, soil, propagation, culinary, craft, and landscape use.

The book is laid out in the same, easy-to-use style, with the first section providing a thorough overview of growing, harvesting and preserving herbs. The second section is an alphabetical listing of more than 500 species of herbs of fragrance and flavor. Each entry contains in-depth descriptions, recommended cultivation and care, history, and use of individual herbs.

Although I miss the illustrations by Susan Strawn Bailey that graced the first edition of the book, I am happy to see Marjorie Legitt's lovely, detailed illustrations with many of the entries.

The book has been added to, tightened up, and well edited to become a modern equivalent of the classic herbal. If I could have only one herbal reference in my library, without a doubt it would be *The Encyclopedia of Herbs*.

—Susan Belsinger

*Susan Belsinger is a culinary herbalist who blogs for Taunton Press (www.vegetablegardener.com) and is a contributing editor to Herb Companion.*

If you're intimidated by the often-daunting task of pruning—deciding when to prune, how much to remove, and how to minimize damage to the plant—the newly revised and updated ***The Pruning Book*** (Taunton Press, 2010, \$21.95) by Lee Reich has the answers. Now in a softcover edition, the straightforward, three-part reference includes more than 350 color photographs and detailed illustrations showing step-by-step instructions for pruning techniques that can be applied to a variety of trees, shrubs, and vines.

In the first section, Reich discusses the reasons for pruning and reviews different types of pruning equipment. Acknowledging that some gardeners "shudder at the thought of putting a blade to a plant," Reich explains how proper pruning methods are used to benefit, not harm, woody plants.

The second section of the book provides pruning recommendations for specific kinds of plants, such as evergreens, deciduous trees and shrubs, vines, and houseplants.

Reich ends with an overview of specialized pruning techniques such as pollarding, pleaching, and creating standards, and ultimately provides a comprehensive resource suitable for both novice pruners and landscape professionals.

—Krystal Fogel, Editorial Intern



**The Hudson Highlands**  
*New York's Hidden Gem*

ONE HOUR NORTH OF NEW YORK CITY.  
**visitTheHudsonHighlands.org**

View from  
*the Garrison*  
RESTAURANT · INN · GOLF



**Boscobel House & Gardens**



**Russel Wright's Manitoga**

**Go Green...  
Go Grey**

**Help Save the Environment  
Help Save an Endangered  
Manatee Today**

**Adopt-A-Manatee!**




**Call 1-800-432-JOIN (5646)**  
**www.savethemanatee.org**  
Photo © Robyn Churchill



high-bred

well-fed



loving-care

# distinctively better<sup>®</sup> plants!

Monrovia<sup>®</sup>...expert growers of the healthiest, hardiest, most beautiful plants. Raised in our exclusively formulated, nutrient-rich organic soil, Monrovia plants are guaranteed to make your garden thrive! Our premium plants are the strongest in the industry and with more than 2,200 varieties – from low maintenance to high fashion – we have something for every garden style.

*To discover your personal garden style visit*  
**www.monrovia.com**

*Available at fine garden centers nationwide.*



HORTICULTURAL CRAFTSMEN<sup>®</sup> SINCE 1926

© Monrovia 2006





## REGIONAL HAPPENINGS

# Horticultural Events from Around the Country

### NORTHEAST

CT, MA, ME, NH, NY, RI, VT

**RAP** MAR. 20–APR. 11. **Spring Festival.** Buffalo and Erie County Botanical Gardens. Buffalo, New York. (716) 827-1584. [www.buffalogardens.com](http://www.buffalogardens.com).

MAR. 24–28. **Boston Flower & Garden Show.** Seaport World Trade Center. Boston, Massachusetts. (617) 933-4900. [www.masshort.org](http://www.masshort.org).

**RAP** MAR. 28. **Early Spring Specimens.** Guided tour. Blithewold Mansion, Gardens, and Arboretum. Bristol, Rhode Island. (401) 253-2707. [www.blithewold.org](http://www.blithewold.org).

**RAP** APR. 3–MAY 2. **Hanami: The Cherry Blossom Viewing Season.** Brooklyn Botanic Garden. Brooklyn, New York. (718) 623-7210. [www.bbg.org](http://www.bbg.org).

**RAP** APR. 4. **Guided Garden Tour.** Tower Hill Botanic Garden. Boylston, Massachusetts. (508) 869-6111. [www.towerhillbg.org](http://www.towerhillbg.org).

APR. 30. **Spring Plant Auction & Sale.** Connecticut Horticultural Society. Tolland County Agricultural Center. Vernon, Connecticut. (860) 529-8713. [www.cthort.org](http://www.cthort.org).

#### Looking ahead

MAY 1. **May Gardener's Market.** Garden Education Center of Greenwich. Montgomery Pinetum Park. Cos Cob, Connecticut. (203) 869-9242 ext. 10. [www.gecgreenwich.org](http://www.gecgreenwich.org).

**RAP** MAY 1–JUNE 13. **Emily Dickinson's Garden.** Exhibition. The New York Botanical Garden. Bronx, New York. (718) 817-8700. [www.nybg.org](http://www.nybg.org).


### MID-ATLANTIC

PA, NJ, VA, MD, DE, WV, DC

MAR. 27. **Camellia Society Show & Sale.** Camellia Society of Potomac Valley. Brookside Gardens. Wheaton, Maryland. (301) 962-1400. <http://montgomeryparks.org/brookside>.

**RAP** APR. 3 & 4. **Virginia Daffodil Society Show.** Lewis Ginter Botanical Garden. Richmond, Virginia. (804) 262-9887. [www.lewisginter.org](http://www.lewisginter.org).

**RAP** APR. 9. **Global Gardening.** Lecture. Ad-

Flower and garden shows that offer free or discounted admission to AHS members or present AHS awards are designated by a  symbol. For details on the benefits offered, visit [www.ahs.org/events/index.htm](http://www.ahs.org/events/index.htm) and click on "Flower and Home and Garden Shows."

Events hosted by botanical gardens and arboreta that participate in AHS's Reciprocal Admissions Program are identified with the **RAP** symbol. Current AHS members showing a valid membership card are eligible for free or discounted admission to the garden or other benefits. Special events may not be included; contact the host site for details or visit [www.ahs.org/events/reciprocal\\_events.htm](http://www.ahs.org/events/reciprocal_events.htm).

kins Arboretum. Ridgely, Maryland. (410) 634-2878. [www.adkinsarboretum.org](http://www.adkinsarboretum.org).

APR. 10–NOV. 21. **Making Scents.** Indoor and outdoor exhibition. Longwood Gardens. Kennett Square, Pennsylvania. (610) 388-1000. [www.longwoodgardens.org](http://www.longwoodgardens.org).

**AHS** APR. 11 & 12. **Colonial Williamsburg Garden Symposium.** Williamsburg, Virginia. (800) 603-0948. [www.colonialwilliamsburg.org/conted](http://www.colonialwilliamsburg.org/conted).

**RAP** APR. 24. **Spring Plant Sale.** Historic London Town and Gardens. Edgewater, Maryland. (410) 222-1919. [www.historiclondontown.org](http://www.historiclondontown.org).

APR. 25. **Wildflower Celebration.** Mt. Cuba Center. Greenville, Delaware. (302) 239-4244. [www.mtcubacenter.org](http://www.mtcubacenter.org).

#### Looking ahead

MAY 1. **Rare Plants and Garden Ornaments Sale.** Ladew Topiary Gardens. Monkton, Maryland. (410) 557-9570. [www.ladewgardens.com](http://www.ladewgardens.com).

JUNE 3–5. **20th Annual Millersville Native Plant Conference.** Millersville University. Millersville, Pennsylvania. (717) 871-2189. [www.millersvillenativeplants.org](http://www.millersvillenativeplants.org).

### SOUTHEAST

AL, FL, GA, KY, NC, SC, TN


MAR. 25–28. **Plant Fair and Sale.** Callaway

Gardens. Pine Mountain, Georgia. (800) 225-5292. [www.callawaygardens.com](http://www.callawaygardens.com).

MAR. 25–28. **Savannah Tour of Homes & Gardens.** Savannah, Georgia. (912) 234-8054. [www.savannahtourofhomes.org](http://www.savannahtourofhomes.org).

**RAP** MAR. 26. **John Bartram Lives.** Lecture. State Botanical Garden of Georgia. Athens, Georgia. (706) 542-6156. [www.uga.edu/botgarden](http://www.uga.edu/botgarden).

**RAP** APR. 3 & 4. **Orchid/Bromeliad Expo & Sale.** Flamingo Gardens. Davie, Florida. (954) 473-2955. [www.flamingogardens.org](http://www.flamingogardens.org).

 APR. 9–11. **Bloom 'n' Garden Expo.** Ag Expo Park. Franklin, Tennessee. (615) 973-2112. [www.bloomngarden.com](http://www.bloomngarden.com).

**RAP** APR. 17. **21st Century Plants from Grandmother's Garden.** Lecture. Daniel Stowe Botanical Garden. Belmont, North Carolina. (704) 829-1252. [www.DSBG.org](http://www.DSBG.org).

APR. 17 & 18. **Flower & Garden Expo.** St. Johns County Agricultural Center. St. Augustine, Florida. (904) 829-3295. [www.epiccommunityservices.org](http://www.epiccommunityservices.org).


### NORTH CENTRAL

IA, IL, IN, MI, MN, ND, NE, OH, SD, WI

**RAP** MAR. 19–MAY 2. **Tree Trunk Show.** Tree-art exhibit. Minnesota Landscape Arboretum. Chaska, Minnesota. (952) 443-1400. [www.arboretum.umn.edu](http://www.arboretum.umn.edu).

**RAP** APR. 17. **Spring Fever Mini-Symposium.** Iowa Arboretum. Madrid, Iowa. (515) 795-3216. [www.iowaarboretum.org](http://www.iowaarboretum.org).

**RAP** APR. 17 & 18. **Ann Arbor Orchid Festival.** University of Michigan Matthaei Botanical Gardens and Nichols Arboretum. Ann Arbor, Michigan. (734) 647-7600. [www.lsa.umich.edu/mbg](http://www.lsa.umich.edu/mbg).

 APR. 17–25. **Cincinnati Flower Show.** Cincinnati Horticultural Society. Symmes Township Park. Symmes Township, Ohio. (513) 872-5194. [www.cincyflowershow.com](http://www.cincyflowershow.com).

**RAP** APR. 24. **Basics of Composting.** Demonstrations. Garfield Park Conservatory.



Chicago, Illinois. (312) 746-5100.  
[www.garfieldconservatory.org](http://www.garfieldconservatory.org).

**RAP** APR. 24 & 25. **Perennial Premiere.**  
Plant sale. Indianapolis Museum of Art  
Greenhouse. Indianapolis, Indiana. (317)  
920-2660. [www.imamuseum.org](http://www.imamuseum.org).

✿ APR. 30–MAY 2. **Orchard in Bloom Garden Show.** Holliday Park. Indianapolis, Indiana.  
(317) 251-9253. [www.orchardinbloom.org](http://www.orchardinbloom.org).

Looking ahead

**RAP** MAY 1 & 2. **Glenview/Northshore African Violet Society Show & Sale.**  
Chicago Botanic Garden. Glencoe, Illinois.  
(847) 835-5440. [www.chicagobotanic.org](http://www.chicagobotanic.org).

#### SOUTH CENTRAL

AR, KS, LA, MO, MS, OK, TX

**RAP** THROUGH APR. 11. **Dallas Blooms.**  
Floral festival. Dallas Arboretum and Botanical Garden. Dallas, Texas. (214) 515-6500.  
[www.dallasarboretum.org](http://www.dallasarboretum.org).

**RAP** MAR. 27 & 28. **Zilker Garden Festival.**  
Zilker Botanical Garden. Austin, Texas.  
(512) 477-8672. [www.zilker garden.org](http://www.zilker garden.org).

**RAP** APR. 2. **Arbor Day Tree Giveaway.** Missouri Botanical Garden Kemper Center. St. Louis, Missouri. (314) 577-5100.  
[www.mobot.org](http://www.mobot.org).

**RAP** APR. 10 & 11. **Spring Plant Sale & Gardening Festival.** Lady Bird Johnson Wildflower Center. Austin, Texas.  
(512) 232-0100. [www.wildflower.org](http://www.wildflower.org).

APR. 10–26. **Tulip Time Festival.** Old Prairie Town at Ward Meade Historic Site. Topeka, Kansas. (785) 368-2437. [www.topeka.org](http://www.topeka.org).

**RAP** APR. 19 & 20. **Garden Symposium.** Biedenharn Museum & Gardens. Monroe, Louisiana. (318) 387-5281.  
[www.bmuseum.org](http://www.bmuseum.org).

APR. 24 & 25. **Show Me Gourd Festival.** State Fair Grounds Agriculture Building. Sedalia, Missouri. (816) 987-2133.  
[www.showmegourdsociety.com](http://www.showmegourdsociety.com).

#### SOUTHWEST

AZ, NM, CO, UT

**RAP** MAR. 8–JAN. 31. **Moore in the Gardens.** Outdoor sculpture exhibition. Denver Botanic Gardens. Denver, Colorado.  
(720) 865-3500. [www.botanicgardens.org](http://www.botanicgardens.org).

MAR. 27. **New Leaf Plant Sale.** Tucson Botanical Gardens. Tucson, Arizona.  
(520) 326-9686. [www.tucsonbotanical.org](http://www.tucsonbotanical.org).

APR. 3 & 4. **Spring Plant Sale.** Living Desert

## Lilytopia at Longwood Gardens

LONGWOOD GARDENS will be showcasing the latest lily cultivars from Dutch breeders in a new event this spring at Kennett Square, Pennsylvania. Lilytopia, which was inspired by the Netherlands' famed Keukenhof Lily Show, will take place May 21 to 31 in Longwood's East Conservatory and will feature thousands of lilies arranged in unique displays. Dorien van den Berg, the designer of Keukenhof's displays, will be travelling from the Netherlands to oversee Lilytopia's creation. The event will be presented in association with the International Flower Bulb Centre and the Royal Dutch Trade Association for Flowerbulbs and Nursery Stock.



In addition to the cut flower display, on May 24 Longwood will host the Lilytopia Symposium,

a one-day seminar aimed at providing lily breeders, growers, and floral designers with the latest research, production techniques, and marketing strategies. Symposium attendees will hear from leading lily experts from the United States and the Netherlands on topics such as recent design trends and the newest lily cultivars.

Of the new event, Longwood Gardens Director Paul Redman says, "Lilytopia will showcase the diversity of the genus *Lilium* in one of the largest displays in North America and offer valuable educational and networking opportunities for growers and retailers to take their businesses to the next level."

The fragrant lily displays will be an added component of Longwood's upcoming exhibition, "Making Scents: The Art and Passion of Fragrance," which will take place April 10 through November 21. This ongoing outdoor and indoor exhibition will evolve with the changing seasons and will invite visitors to learn about the processes and plants involved in making perfume, as well as create their own personal fragrance.

For more information regarding Lilytopia, including how to register for the Lilytopia Symposium, visit [www.longwoodgardens.org](http://www.longwoodgardens.org).

## Cylburn Arboretum Announces Grand Opening of the New Vollmer Center

ON MAY 1, following more than a year of construction and renovations, the Cylburn Arboretum in Baltimore, Maryland, will celebrate the grand opening of its new visitor and education center, the Vollmer Center.

In addition to housing a visitor orientation gallery, a state-of-the-art auditorium, and offices for the Federated Garden Clubs of Maryland and the Horticultural Society of Maryland, the Vollmer Center will implement the latest in green technology. Among the center's sustainable features are geothermal heating and cooling, composting toilets, a green roof, recycled slate siding, and a parking lot filter system designed to manage stormwater and reduce erosion.

Along with the construction of the new building, Cylburn's \$6-million revitalization project also included numerous improvements to the grounds and landscape displays, as well as a new classroom and other additions to the greenhouse facility.

The Vollmer Center's grand opening will include a ribbon-cutting and dedication ceremony followed by a day of family garden events, exhibits, demonstrations, and food. Special activities, including garden lectures, guided tours, and a spring plant sale, are also planned for each weekend in May.

"Everyone is looking forward to spring and our grand opening events," says Cylburn's acting chief horticulturist Melissa Grim. "With all the renovations, upgrades and the construction of the new Vollmer Center, it is a new day for Cylburn Arboretum. We will be the center for horticulture in Baltimore and the region as well as a site for learning about green building. The Vollmer Center is one of the 'greenest' city buildings in Baltimore and we look forward to sharing all that technology with our visitors."

For more information, visit [www.cylburnassociation.org](http://www.cylburnassociation.org).

—*Krystal Floegel, Editorial Intern*

Zoo and Gardens State Park. Santa Fe, New Mexico. (505) 476-3355. [www.emnrd.state.nm.us](http://www.emnrd.state.nm.us).

**RAP** APR. 16–18. **Cactus and Succulent Show and Sale.** Desert Botanical Garden. Phoenix, Arizona. (480) 941-1225. [www.dbg.org](http://www.dbg.org).

**RAP** APR. 17 & 18. **Spring Bulb Show & Competition.** Red Butte Garden at the University of Utah. Salt Lake City, Utah. (801) 585-0556. [www.redbuttegarden.org](http://www.redbuttegarden.org).

**RAP** APR. 22. **Edible Landscaping.** Lecture. Denver Botanic Gardens. Denver, Colorado. (720) 865-3500. [www.botanicgardens.org](http://www.botanicgardens.org).

✿ APR. 30–MAY 2. **Maricopa County Home & Landscape Show.** Arizona State Fairgrounds. Phoenix, Arizona. (602) 485-1691. [www.maricopacountyhomeshows.com](http://www.maricopacountyhomeshows.com).

#### Looking ahead

MAY 7. **National Public Gardens Day.** Rio Grande Botanic Garden. Albuquerque, New Mexico. (505) 848-7112. [www.cabq.gov/biopark/garden/index.html](http://www.cabq.gov/biopark/garden/index.html).

### WEST COAST

CA, NV, HI

MAR. 24–28. **San Francisco Flower & Garden Show.** San Mateo Event Center. San Mateo, California. (415) 684-7278. [www.sfgardenshow.com](http://www.sfgardenshow.com).

**RAP** MAR. 26 & 27. **Spring Plant Sale.** Descanso Gardens. La Cañada Flintridge, California. (818) 949-4200. [www.descansogardens.org](http://www.descansogardens.org).

✿ APR. 8–11. **California State Flower & Garden Show.** Cal Expo. California Garden Clubs, Inc. Sacramento, California. (877) 696-6668. [www.calstategardenshow.com](http://www.calstategardenshow.com).

APR. 10 & 11. **Spring Plant Sale and Garden Tours.** Occidental Arts and Ecology Center. Occidental, California. (707) 874-1557. [www.oaec.org](http://www.oaec.org).

APR. 12. **Australian Perennials.** Presentation. The San Diego Horticultural Society. Del Mar Fairgrounds. Encinitas, California. (760) 295-7089. [www.sdhortsoc.org](http://www.sdhortsoc.org).

APR. 16. **Practical Pruning: A Workshop for Arborists and Landscapers.** UC Davis Extension. Davis, California. (800) 752-0881. <http://extension.ucdavis.edu/agriculture>.

**RAP** APR. 24. **Growing Proteas in Bay Area Gardens.** Lecture. San Francisco Botanical Garden at Strybing Arboretum. San Francisco, California. (415) 661-1316. [www.sfbotanicalgarden.org](http://www.sfbotanicalgarden.org).

## Second Year for National Public Gardens Day

FOR THE SECOND YEAR in a row, the American Public Gardens Association (APGA) is encouraging its more than 500 member institutions around the United States to



The Atlanta Botanical Garden is among the public gardens offering special activities in observance of National Public Gardens Day.

play in supporting environmental stewardship in local communities. “Regardless of their size, all public gardens share a common commitment to providing outreach programs aimed at engaging their communities and educating future generations about the irreplaceable value of plants,” says Dan Stark, APGA executive director. For information about events at gardens and arboretums in your area, visit [www.publicgardens.org](http://www.publicgardens.org).

—Krystal Fogel, Editorial Intern

### NORTHWEST

AK, ID, MT, OR, WA, WY

**RAP** MAR. 26–28. **Boise Flower and Garden Show.** Idaho Botanical Garden. Boise, Idaho. (208) 343-8649. [www.idahobotanicalgarden.org](http://www.idahobotanicalgarden.org).

MAR. 28. **Sand and Stone Raking Workshop.** Portland Japanese Garden. Portland, Oregon. (503) 223-1321. [www.japanesegarden.com](http://www.japanesegarden.com).

**RAP** APR. 10. **Early Bloomers Plant Sale.** Washington Park Arboretum. Seattle, Washington. (206) 325-4510. [www.arboretumfoundation.org](http://www.arboretumfoundation.org).

APR. 13–15. **World Tulip Summit.** Skagit Valley Tulip Festival. Northwest Agriculture Business Center. Mt. Vernon, Washington. (360) 336-3727. [www.2010worldtulipsummit.com](http://www.2010worldtulipsummit.com).

APR. 14. **Visionary Landscapes.** Lecture. Center for Urban Horticulture. Northwest Horticultural Society. Seattle, Washington. (206) 527-1794. [www.northwesthort.org](http://www.northwesthort.org).

**RAP** APR. 17. **Plant Sale.** Leach Botanical Garden. Portland, Oregon. (503) 823-

9503. [www.leachgarden.org](http://www.leachgarden.org).

#### Looking Ahead:

**RAP** MAY 8. **Washington Native Plant Society Sale.** Bellevue Botanical Garden. Bellevue, Washington. (425) 452-2750. [www.bellevuebotanical.org](http://www.bellevuebotanical.org).

### CANADA

**RAP** MAR. 27. **Spring Pruning Workshop.** Royal Botanical Gardens. Hamilton, Ontario. (905) 527-1158. [www.rbg.ca](http://www.rbg.ca).

**RAP** APR. 14. **Parks, Plants, and People.** Lecture. Toronto Botanical Garden. Toronto, Ontario. (416) 397-1340. [www.torontobotanicalgarden.ca](http://www.torontobotanicalgarden.ca).

APR. 25. **VanDusen Plant Sale.** VanDusen Botanical Garden. Vancouver, British Columbia. (604) 878-9274. [www.vandusen.com](http://www.vandusen.com).

#### Looking ahead

MAY 8. **UBC Perennial Plant Sale.** UBC Botanical Garden and Centre for Plant Research. Vancouver, British Columbia. (604) 822-4529. [www.ubcbotanicalgarden.org](http://www.ubcbotanicalgarden.org).

Rare finds...  
found here.



American Orchid Society  
*Education. Conservation. Research.*

---

**VISIT** THE AMERICAN ORCHID SOCIETY BOTANICAL Garden and you will discover hundreds of the world's most exotic and rare orchid species and hybrids. Our orchid greenhouse is always in bloom. You'll be captivated by the amazing array of colors, shapes, sizes and tantalizing fragrances. Take a stroll through the 3 1/2 acre tropical garden and find orchids blooming in the trees. Come lose yourself in our enchanting garden!

---

Delray Beach, FL • 561-404-2000 • [AOS.org](http://AOS.org)  
Adjacent to the Morikami Museum

TOUR ORCHID GARDENS • SHOP FOR ORCHID GIFTS • BEAUTIFUL ART EXHIBITS

# PRONUNCIATIONS AND PLANTING ZONES



Most of the cultivated plants described in this issue are listed here with their pronunciations, USDA Plant Hardiness Zones, and AHS Plant Heat Zones. These zones suggest a range of locations where temperatures are appropriate—both in winter and summer—for growing each plant.

While the zones are a good place to start in determining plant adaptability in your region, factors such as exposure, moisture, snow cover, and humidity also play an important role in plant survival. The codes tend to be conservative; plants may grow outside the ranges indicated. A USDA zone rating of 0–0 means that the plant is a true annual and completes its life cycle in a year or less.

## A

- Abies koreana** AY-beez kor-ee-AN-uh (USDA Zones 5–6, AHS Zones 6–5)
- Acer palmatum** AY-ser pal-MAY-tum (6–8, 8–2)
- Acorus gramineus** AK-or-us grah-MIN-ee-us (6–9, 9–5)
- Actaea racemosa** ack-TEE-uh ras-eh-MO-suh (3–8, 9–1)
- Adlumia fungosa** ad-LYOO-mee-uh fun-GO-suh (3–7, 7–1)
- Aesculus parviflora** ES-kyew-lus par-vih-FLOR-uh (4–8, 8–4)
- Agave albomarginata** uh-GAH-vee al-bo-mar-jih-NAY-tuh (8–10, 10–4)
- A. americana** A. uh-mair-ih-KAN-uh (8–11, 12–3)
- A. attenuata** A. uh-ten-yew-AY-tuh (9–11, 12–4)
- A. bracteosa** A. brak-tee-O-suh (9–11, 12–4)
- A. deserti** A. DEZ-urt-eye (11–11, 12–5)
- A. desmettiana** A. dez-met-ee-AY-nuh (9–11, 12–5)
- A. filifera** A. fih-LIF-ur-uh (11–11, 12–5)
- A. ghisbreghtii** A. gees-BREK-tee-eye (9–11, 12–5)
- A. guadalupensis** A. gwah-duh-luh-HAR-uh-nuh (10–11, 12–6)
- A. havardiana** A. huh-var-dee-AN-nuh (6–10, 11–5)
- A. lechuguilla** A. leh-choo-GEE-yuh (7–9, 10–3)
- A. lophantha** A. lo-FAN-thuh (9–11, 12–5)
- A. macroacantha** A. mak-ro-uh-KAN-thuh (8–11, 11–4)
- A. neomexicana** A. nee-o-mex-ih-KAN-uh (8–10, 10–3)
- A. ocahui** A. o-kuh-HOO-ee (8–11, 12–4)
- A. parrasana** A. pah-rah-SAH-nuh (9–11, 12–4)
- A. parryi** A. PAIR-ee-eye (7–10, 11–4)
- A. parviflora** A. par-vih-FLOR-uh (9–11, 12–4)
- A. pelona** A. pel-O-nuh (9–11, 12–4)
- A. polianthiflora** A. pah-lee-an-thi-FLOR-uh (10–11, 12–5)
- A. scabra** A. SKAY-bruh (7–10, 11–4)
- A. titanota** A. ty-tuh-NO-tuh (9–11, 12–5)
- A. toumeyana subsp. bella** A. too-mee-AY-nuh subsp. BEL-uh (8–11, 12–4)
- A. utahensis** A. yoo-TAW-en-sis (11–11, 12–6)
- A. victoriae-reginae** A. vik-TOR-ee-ay reh-JEE-nay (9–11, 12–5)
- A. vilmoriniana** A. vil-mor-in-ee-AY-nuh (9–11, 12–5)

- A. xylonacantha** A. zy-lon-uh-KAN-thuh (11–11, 12–6)
- Alpinia zerumbet** al-PIN-ee-uh zeh-RUM-bet (11–11, 12–1)
- Aruncus dioicus** uh-RUN-kus die-o-EE-kus (3–7, 7–1)
- Asparagus densiflorus** as-PAIR-uh-gus den-sih-FLOR-us (11–11, 12–1)
- Aspidistra elatior** as-pih-DIS-truh ee-LAY-tee-or (7–11, 12–4)
- Aster cordifolius** ASS-tur kor-dih-FO-lee-us (4–8, 8–1)
- A. divaricatus** A. dih-vair-ih-KAY-tus (4–8, 8–1)
- Astilbe chinensis** uh-STIL-bee chy-NEN-sis (4–8, 8–2)
- Aucuba japonica** aw-KYEW-buh jah-PON-ih-kuh (7–10, 12–6)

## B–C

- Baptisia alba var. alba** bap-TIZ-yuh AL-buh var. AL-buh (5–9, 9–6)
- B. alba var. macrophylla** B. AL-buh var. mak-ro-FIL-luh (5–9, 9–6)
- B. arachnifera** B. uh-rak-NIF-ur-uh (7–9, 9–6)
- B. australis** B. aw-STRAY-liss (4–9, 9–4)
- B. australis var. minor** B. aw-STRAY-liss var. MY-nor (4–9, 9–4)
- B. bracteata** B. brak-tee-AY-tuh (4–9, 9–5)
- B. bracteata var. leucophaea** B. brak-tee-AY-tuh var. loo-ko-FEE-uh (4–9, 9–5)
- B. perfoliata** B. per-fo-lee-AY-tuh (7–9, 10–6)
- B. sphaerocarpa** B. sfeer-o-KAR-puh (5–9, 9–5)
- B. tinctoria** B. tink-TOR-ee-uh (3–9, 9–4)
- Brunnera macrophylla** bruh-NEH-ruh mak-ro-FIL-luh (3–7, 7–1)
- Bulbine latifolia** BUL-byne lat-ih-FO-lee-uh (11–11, 12–10)
- Caladium bicolor** kuh-LAY-dee-um BY-kuh-lur (10–11, 12–1)
- Calluna vulgaris** kal-LOO-nuh vul-GAIR-iss (5–7, 7–5)
- Carex conica** KAIR-eks KON-ih-kuh (5–9, 9–5)
- C. dolichostachya** C. dol-ih-ko-STAKE-ee-uh (5–8, 8–2)
- C. elata** C. eh-LAY-tuh (5–8, 8–3)
- Cedrus deodara** SEED-rus dee-o-DAH-ruh (7–9, 9–6)
- Cephalotaxus harringtonia** seh-uh-lo-TAK-suss hair-ring-TOH-nee-uh (6–9, 9–3)
- Cercis canadensis** SUR-siss kan-uh-DEN-siss (4–9, 9–2)

- Chiastophyllum oppositifolium** ky-as-toh-FIL-um op-pos-sih-tih-FO-lee-um (6–9, 9–6)
- Cladrastis kentukea** kla-DRAS-tis ken-TUK-ee-uh (4–9, 9–1)
- Clivia miniata** KLY-vee-uh min-ee-AY-tuh (9–11, 12–1)
- Coprosma repens** kop-ROS-muh REP-enz (8–10, 10–8)
- Corydalis flexuosa** kuh-RID-uh-liss flex-yoo-O-suh (6–8, 8–6)
- C. lutea** C. LEW-tee-uh (5–8, 8–4)

## D–L

- Dicentra eximia** dy-SEN-truh eks-ZIM-ee-uh (3–8, 9–1)
- D. spectabilis** D. spek-TAH-bih-liss (3–9, 9–1)
- Dichondra argentea** dy-KON-druh ar-JEN-tee-uh (10–11, 12–3)
- Echinacea pallida** ek-ih-NAY-see-uh PAL-lih-duh (4–8, 8–1)
- E. purpurea** E. pur-PUR-ee-uh (3–9, 9–1)
- E. tennesseensis** E. ten-uh-see-EN-sis (3–9, 9–1)
- Epimedium grandiflorum** ep-ih-ME-dee-um gran-dih-FLOR-um (5–8, 8–5)
- Erica carnea** AIR-ih-kuh KAR-nee-uh (5–7, 7–5)
- Euonymus carnosus** yew-ON-ih-mus kar-NO-sus (4–8, 8–3)
- Eupatorium purpureum** yew-puh-TOR-ee-um pur-PUR-ee-um (3–9, 9–1)
- Fatsia japonica** FAT-see-uh jah-PON-ih-kuh (8–10, 10–8)
- Galium odoratum** GAY-lee-um o-doh-RAY-tum (5–8, 8–5)
- Hakonechloa macra** ha-kon-ee-KLO-uh MAK-ruh (5–9, 9–4)
- Hydrangea arborescens** hy-DRAN-juh ar-bo-RES-enz (4–9, 9–1)
- Juniperus horizontalis** joo-NIP-er-iss har-ih-zon-TAL-iss (3–9, 9–1)
- J. ×pfitzeriana** J. fit-zeer-ee-AN-nuh (4–9, 9–1)
- J. procumbens** J. pro-KUM-benz (4–9, 9–5)
- J. sabina** J. sah-BYE-nuh (4–7, 7–1)
- J. squamata** J. squaw-MAT-uh (4–8, 8–1)
- J. virginiana** J. vir-jin-ee-AN-uh (3–9, 9–1)
- Larix decidua** LAY-riks deh-SID-yew-uh (3–7, 7–1)
- Liatris microcephala** ly-AY-triss my-kro-SEF-uh-luh (6–8, 8–5)
- Ligularia dentata** lig-yew-LAIR-ee-uh den-TAY-tuh (4–8, 8–1)

- Lobelia cardinalis** lo-BEEL-yuh kar-dih-NAL-iss (2–8, 8–1)
- L. siphilitica** L. sih-fih-LIH-tih-kuh (4–7, 8–2)
- Lysimachia nummularia** liss-ih-MAHK-ee-uh noom-yew-LAIR-ee-uh (4–8, 8–1)

## M–Z

- Mertensia virginica** mur-TEN-see-uh vir-JIN-ih-kuh (3–8, 7–1)
- Microbiota decussata** my-kro-by-O-tuh day-kuh-SAY-tuh (3–7, 7–1)
- Monarda didyma** muh-NAR-duh DID-ih-muh (4–10, 10–1)
- Myosotis palustris** my-o-SO-tiss pah-LUS-triss (5–9, 9–5)
- M. scorpioides** M. skor-pee-OY-deez (5–9, 9–5)
- Ophiopogon planiscapus** of-fee-o-PO-gon plan-iss-KAY-pus (6–11, 12–5)
- Panicum virgatum** PAN-ih-kum veer-GAY-tum (5–9, 9–1)
- Picea abies** PY-see-uh AY-beez (3–8, 8–1)
- P. omorika** P. o-MOR-ih-kuh (4–8, 8–1)
- P. pungens** P. PUN-jenz (3–8, 8–1)
- Pinus mugo** PY-nus MYEW-go (3–7, 7–1)
- Polygonatum falcatum** pah-lih-GO-nay-tum fal-KAY-tum (4–9, 9–4)
- Rodgersia podophylla** rah-JERZ-ee-uh pah-doh-FIL-luh (5–8, 8–4)
- Sedum spathulifolium** SEE-dum spath-yoo-lih-FO-lee-um (5–9, 9–5)
- Sequoia sempervirens** see-KWOY-uh sem-pur-VY-renz (8–9, 9–8)
- Stachys byzantina** STAY-kiss bih-zan-TY-nuh (4–8, 8–1)
- Sutera cordata** soo-TARE-uh kor-DAH-tuh (11–11, 12–1)
- Symphytum ×uplandicum** SIM-fih-tum up-LAN-dih-kum (3–9, 9–1)
- Taxus ×media** TAK-suss MEE-dee-uh (5–7, 7–5)
- Ternstroemia gymnanthera** tern-STRO-me-uh jim-nan-THUR-uh (8–10, 10–8)
- Viola labradorica** VY-o-luh lab-ruh-DOOR-ih-kuh (2–8, 8–1)
- Woodwardia fimbriata** wood-WARD-ee-uh fim-bree-AY-tuh (8–9, 9–8)
- Zephyranthes candida** zef-ih-RAN-theez KAN-dih-duh (7–9, 9–6)

## GARDEN MARKET

CLASSIFIED AD RATES: All classified advertising must be prepaid. \$2.75 per word; minimum \$66 per insertion. Copy and prepayment must be received by the 20th of the month three months prior to publication date. Display ad space is also available. To place an ad, call (703) 768-5700 ext. 120 or e-mail [advertising@ahs.org](mailto:advertising@ahs.org).

### COMPOSTING

**SPEND MORE TIME GARDENING, LESS TIME COMPOSTING**—Compost faster and easier with long-lasting reusable compost bags. [www.compostcomfort.com](http://www.compostcomfort.com).

### GARDENING ACCESSORIES

**GARDENScribe PLANT ORGANIZER**—Keep plant tags and photos alongside care details. Divided sections for plant types. Includes landscape design template. Visit us online at [www.gardenscribe.com](http://www.gardenscribe.com).

### GREENHOUSE

**GLASS AND POLYCARBONATE GREENHOUSE KITS**—polycarbonate sheets and accessories to build your own, polyfilm, greenhouse supplies, hydroponic systems. Free catalog. 1-877-238-8357 x 10. Visit our website [www.advancegreenhouses.com](http://www.advancegreenhouses.com), [freecatalogahs@advancegreenhouses.com](mailto:freecatalogahs@advancegreenhouses.com).

### LILIES

**LILY NOOK**—“Lilium Specialists,” Asiatic, LA Hybrids, Martagon, Trumpet, Oriental, Orienpet & Species Lilies. Color catalog \$2.00. Box 846AG, Neepawa, MB. R0J-1H0 Canada. Phone: (204) 476-3225; E-mail: [info@lilynook.mb.ca](mailto:info@lilynook.mb.ca); Web: [www.lilynook.mb.ca](http://www.lilynook.mb.ca).

### PLANT LABELS

#### ENGRAVED BOTANICAL PLANT LABELS

PLANT IDENTIFICATION FOR EVERY GARDEN  
FAMILY - GENUS - SPECIES - COMMON NAME

Order @ [www.gardenmarkers.com](http://www.gardenmarkers.com)

FAX: 434-975-1627

PLANT LABELS – STAKES – TREE TACKS

#### Plant a Row For The Hungry®

Garden Writers Association

For more information, visit  
[www.gardenwriters.org](http://www.gardenwriters.org)  
or call (877) 492-2727

To place your ad here, call  
(703) 768-5700 ext. 120 or  
e-mail [advertising@ahs.org](mailto:advertising@ahs.org).

Photo Credit: Alexander Armster-Wikoff

Please contact **1-800-367-0003** or  
Tony Richard at 301-883-8834  
A copy of our annual financial report may be obtained from The Fresh Air Fund, 633 Third Avenue, 14th Floor, New York, NY 10017 (212-897-8900) or from the Office of the Secretary of State, State House, Annapolis, MD 21401 (for the cost of copies and postage) or by calling 1-888-874-0013 within Maryland. Registration does not imply endorsement. 2009 The Fresh Air Fund.

Can you spot the  
**\$5 billion**  
water storage plant?

Trees are helping areas like yours save up to \$5 billion in stormwater management costs and \$50 million in air pollution control costs. Help us plant that idea around the country. Call or visit us on the web.

**AMERICAN FORESTS**  
[americanforests.org](http://americanforests.org)

P.O. Box 2000, Washington, D.C. 20013  
800-545-TREE

**Perennial Seed. Beautiful.  
Useful. Native...  
To the Planet.**



*Jelitto*

STAUDENSAMEN · PERENNIAL SEEDS · GRAINES DE PLANTES VIVACES

Production · Breeding · Seed Technology

USA Office: 125 Chenoweth Ln. · Louisville, KY 40207  
Phone (502) 895-08 07 · Fax (502) 895-39 34 · <http://www.jelitto.com> · [maryv@jelitto.com](mailto:maryv@jelitto.com)

German Headquarters: P. O. Box 1264 · D-29685 Schwarmstedt  
Phone 01149-5071-98 29-0 · Fax 01149-5071-98 29-27 · [www.jelitto.com](http://www.jelitto.com) · [info@jelitto.com](mailto:info@jelitto.com)

## Mountain Fringe Vine

by Alice Joyce

A FEW YEARS AGO, when I was living in Chicago, I was looking for plants to spruce up a shady area in my small townhouse garden. To my delight, a local garden center offered a beguiling, rare American native called mountain fringe vine (*Adlumia fungosa*, USDA Zones 3–7, AHS Zones 7–I). Although older botanical references generally classify this delicate-looking climber as an annual, it's now considered a biennial. What made the biggest impression on me was that it is a vine that thrives in part shade—a relative rarity—and exactly what I sought for my garden.

### PLANT OF MANY NAMES

Increasingly rare in the wild and listed as endangered in some states, mountain fringe vine is native to moist woodlands and rocky outcrops over a large swathe of eastern North America from Nova Scotia west to southern Manitoba and south to Tennessee and North Carolina.

A member of the fumewort family (Fumariaceae), it is known as Allegheny fleece vine in mountainous Pennsylvania locales, while “climbing fumitory” is the less-than-lyrical label in other regions.

A more descriptive name—climbing bleeding heart—alludes to the plant's pendant flowers and finely-cut leaves, which resemble those of a closely-related plant, bleeding heart (*Dicentra eximia*). While mountain fringe vine grows 10 to 20 feet tall, eclipsing its diminutive relative, both plants boast a remarkably delicate leaf form and a similar flowering



The tubular flowers of mountain fringe vine resemble those of its relative, bleeding heart.

habit distinguished by heavy clusters of hanging blooms.

### GROWING ADVICE

Mountain fringe vine will thrive in a site where it receives part or morning sun, protection from drying winds, and adequate moisture. It needs well-draining, organic-rich soil with a near neutral pH. Plants are not very heat tolerant and will pine in regions where nighttime temperatures remain high.

During the first year of growth, plants produce slender new stalks that hug the ground, developing a lacy, pale green mounded form.

When mountain fringe begins dying back to the ground at the close of the first season, topdress the surrounding soil with an inch or so of compost and apply a thick mulch of shredded leaves.

During the second growing season, mountain fringe vine started slowly in my cool Chicago garden, but once the ground warmed, the rate of growth picked up.

Mountain fringe vine will sprawl over azaleas or other shrubs when given room, but in my limited space, I trained mine up a trellis.

By mid-July, mountain fringe flaunted crisscrossing vines fairly dripping with clusters of half-inch-long diaphanous blooms in a spectrum of colors from white to pink, mauve, and purple that continued for weeks into late summer.

At the end of the second season, plants produce abundant seeds that can be gathered to grow new plants or share with friends. For optimal germination, provide seeds with a three-month period of cold conditioning.

In addition to being a beautiful and uncommon native plant, mountain fringe vine's adaptable growing habit offers shade gardeners a wealth of design possibilities.

*A resident of San Francisco, California, Alice Joyce writes the Bay Area Tendrils blog.*


### Sources

**Summer Hill Seeds**, Whittington, IL (618) 248-2010.  
<http://summerhillseeds.com>.

**Sunshine Farms & Gardens**, Renick, WV. (304) 497-2208.  
[www.sunfarm.com](http://www.sunfarm.com).

# Bulbs!

**They're not just for the Spring anymore!**



**Get year-round color with bulbs, seeds, perennials and tropicals!**

**Brent and Becky's Bulbs**  
**[www.brentandbeckysbulbs.com](http://www.brentandbeckysbulbs.com)**  
**877-661-2852**

**7900 Daffodil Lane**  
**Gloucester, VA 23061**

**3rd generation American Bulb Company**  
**that originated in the United States**

# Protecting One of Your Most Valuable Assets

## Soil is the Key

When working with landscape trees and shrubs, the most important component of health is the soil. It is estimated that 80% of the problems related to landscape plantings originate with soil issues. That includes pest problems! Because the condition of the soil is so important for your landscape trees and shrubs, The Care of Trees places a major focus on Plant Health Care activities that effect the soil.

## Why choose us to care for your trees?

Our arborists are passionate about trees. They understand how much your trees mean to you and are ready to go the extra mile to ensure proper care.

Your trees are living assets that need ongoing care to thrive. The committed, knowledgeable professionals of The Care of Trees can help you protect them for today and for future generations.



Corporate Member



EXCLUSIVE TREE CARE  
company of The American  
Horticultural Society

SERVING METROPOLITAN CHICAGO,  
PHILADELPHIA, NEW YORK CITY,  
SAN FRANCISCO AND WASHINGTON, D.C.

Alexandria, Virginia 703.922.8733 [www.thecareoftrees.com](http://www.thecareoftrees.com)

