



ARTIST® Blue Ageratum hybrid ^{Agromatis} USPP15289 Can2050



ARTIST® Blue Violet Ageratum hybrid ^{Aglicol} USPP17721 Can2569



ARTIST® Purple Ageratum hybrid ^{Agromatis} USPP15301 Can2049



ARTIST® Rose Ageratum hybrid ^{Agros} USPPAF CanP89AF

ARTIST® Ageratum hybrids



ARTIST® Blue Violet Ageratum hybrid



These bountiful bloomers are sturdy, compact, and very heavily branched growers that have outstanding heat tolerance and add masses of brilliant color to beds and containers.

Growing Tips for ARTIST®

- Requires high light in production.
- Requires early growth regulator.
- Needs 200 ppm fertilizer for optimal growth.

Additional Culture Information for ARTIST®

pH/EC: 5.8 - 6.2 / .6 - .9
 Growing Temperature: 65-72°/65-72°
 Holding Temperature: 50-60°
 Water Requirements: Moderate to Moist
 Planting and Timing: Early Spring through Summer Finish.
 Standard Plants Per Pot.
 Finish Times in Weeks: For 4-5", 4-6; for 6"/gallon, 5-7;
 for 8", 7-9; for 10-12", 10-12
 Spring Outdoor Finish: Last to go outside

Notes:

Pinching is not recommended. A light Sumagic® spray (2-5 ppm) or B-9 (2500-5000) has been shown to be effective on Ageratum. Growth can also be controlled using holding temperature. Winter flowering occurs in Sunbelt states.

AWARD WINNERS

ARTIST® Ageratum

79 Awards
 Including: Excellent Rating, Disney; Best of the Best, University of Georgia; Best of Species, Penn State; Top Pick, Dallas Arboretum; Top Performer, Kansas State University

Find the list of awards for your favorite Proven Winners varieties at www.provenwinners.com. Go to the Professionals link, click on "Growers," then "Plants/Culture," and then "Award-Winning Plants."



ANGELFACE® Angelonia hybrids



Angelface varieties are prized as vertical accent plants everywhere. Undoubtedly the finest Angelonia on the market, Angelface varieties are semi-upright with a good branching habit, have extra large, brilliantly colored blooms, and thrive in hot, humid conditions. These beauties make the perfect summer gallons.

Growing Tips for ANGELFACE®

- Requires high light in production.
- Needs 150-200 ppm fertilizer for optimal growth.
- Warm and slightly dry conditions after transplanting speeds root-in and growth.
- Blue is more compact and 1-2 weeks earlier to flower than others in the series.

Additional Culture Information for ANGELFACE®

pH/EC: 5.8 - 6.2 / .6 - .9
 Growing Temperature: 65-72°/70-75°
 Holding Temperature: 60-65°
 Water Requirements: Moderate to Moist
 Planting and Timing: Late Spring through Summer Finish. Standard Plants Per Pot.
 Finish Times in Weeks: For 4-5", 5-7; for 6"/gallon, 7-8; for 8", 7-9; for 10-12", 10-14
 Spring Outdoor Finish: Do not finish outside

Notes:

Pinch 6" or larger pots at transplant for large plugs, 2 weeks after transplant for smaller pots. Florel® causes tip burn and distorted growth. Sumagic® is effective (2-5 ppm), but other growth regulators can delay flowering.

AWARD WINNERS

ANGELFACE® Angelonia

52 Awards
 Including: Superior Rating, Disney; Top Performer, Ohio State; Excellent Rating, Boerner Botanical Garden, Milwaukee, Wisconsin; Best of the Best, University of Georgia; Best Varieties, Penn State



ANGELFACE® Blue Improved
Angelonia angustifolia hybrid *** USPPAF CanPBRAF



ANGELFACE® Dark Violet
Angelonia angustifolia hybrid *Andromeda® USPP19870 CanPBRAF



ANGELFACE® Dresden Blue
Angelonia angustifolia hybrid *Ansky® USPP17155 CanC283



ANGELFACE® Pink Improved
Angelonia angustifolia hybrid *** USPPAF CanPBRAF



ANGELFACE® Wedgwood Blue
Angelonia angustifolia hybrid *Anwedge® USPP19886 CanPBRAF



ANGELFACE® White
Angelonia angustifolia hybrid *Anwhitem® USPP19886 CanPBRAF



ANGELFACE® Blue Improved
Angelonia hybrid *** USPPAF CanPBRAF

With improved branching and performance, Angelface Blue is more beautiful and vigorous than ever. The large, deep purple-blue flowers on sturdy upright stems bloom big and bright and can really take the heat. Improved this year.

ANGELFACE® Pink Improved
Angelonia hybrid *** USPPAF CanPBRAF

We've taken our popular Pink and improved both its color and its branching. The blooms are a richer pink, and the foliage is a deeper green. This strong, upright grower matches Blue for branching and performance. Improved this year.

SLIGHTLY STRAWBERRY™

Anisodonteia hybrid



SLIGHTLY STRAWBERRY™ Anisodonteia hybrid *** USPP14 CarP69AF

This drought-tolerant annual shrub features deep pink Hibiscus-like flowers and silver green foliage. A vigorous grower, Slightly Strawberry likes even moisture but doesn't need lots of fertilizer. Blooms best in cool nights. Great in the landscape or as a centerpiece in mixed containers. New this year.



Growing Tips for SLIGHTLY STRAWBERRY™

- Requires high light for production.
- Prefers cool night temperatures.
- Pinch twice. First at liner planting and then 4-5 weeks later.

Additional Culture Information for SLIGHTLY STRAWBERRY™

pH/EC: 6 - 6.5/6 - .9
 Growing Temperature: 65-72°F/65-72°F
 Holding Temperature: 40-50°F outdoors
 Water Requirements: Moderate to Moist
 Planting and Timing: Early Spring through Summer Finish. 1 liner per 6" pot; 1-3 liners per 8-10" pot.
 Finish Time in Weeks: For 4-5", 4-6; for 6"/Gallon, 6-8; for 8", 7-9; for 10-12", 10-12
 Spring Outdoor Finish: Do not finish outside

Notes:
 Watch for aphids, whiteflies, and spider mites.

BUTTERFLY and MOLIMBA®

Argyranthemum frutescens



Our Marguerites continue to set the standard for bloom production, heat tolerance, and versatility.

Growing Tips for Argyranthemum

- Requires high light in production.
- Needs 200 ppm fertilizer for optimal growth.
- Low light, tight spacing, and wet foliage will lead to disease.
- Prior to mid-March, a pinch may be beneficial on 4-5" pots. After mid-March, a pinch should not be necessary on 4-5".
- Transplant Argyranthemum liners first, then water in quickly after transplant.

Additional Culture Information for Argyranthemum

pH/EC: 5.8 - 6.2 / .6 - .9
 Growing Temperature: 65-72°/60-65°
 Holding Temperature: 40-50° outdoors
 Water Requirements: Moderate to Moist
 Planting and Timing: Spring through Summer Finish. Standard Plants Per Pot.
 Finish Times in Weeks: For 4-5", 5-7; for 6"/gallon, 7-8; for 8", 7-9; for 10-12", 10-14
 Spring Outdoor Finish: First to go outside

Notes:
 Single plant 6" and gallons and all 8" and larger should be pinched once plants are actively growing. 5-10 ppm Sumagic® spray or a 1-3 ppm Bonzi® drench will help control growth. Winter flowering occurs in the Sunbelt states when grown under long days.

AWARD WINNER

BUTTERFLY Argyranthemum
 25 Awards
 Including: Excellent Rating, Massachusetts Horticultural Society; Best of Species, Penn State; Top Performer, Oklahoma State; Top Ten, Michigan State

AWARD WINNER

MOLIMBA® Helio White Argyranthemum
 26 Awards
 Including: Top Performer, Michigan State; Leader of the Pack, North Carolina State



Butterfly Argyranthemum frutescens

VANILLA BUTTERFLY® Argyranthemum frutescens *Antarctic USPP14642 Can2148

Top 50

Top Seller

MOLIMBA® Pink Argyranthemum frutescens *Argamp USPP19857 CarP69AF

MOLIMBA® Helio White Argyranthemum frutescens *Argarantis USPP14413 Can2052

MADLY™ Aubrieta hybrids

LANDSCAPE 4-6"

Perennial lovers will be mad about this new variety. Not only is it the earliest blooming Aubrieta, it will rebloom in most areas of the northern U.S. for both spring and then summer color. Plus, the blooms are larger than other generic Aubrietas and because Madly requires less vernalization, they spend more time flowering. This plant is a must-have in a perennial garden collection.

MADLY™ Blue Violet *Aubrieta hybrid*™™™ USPPAF CanPBRAF

The deep rich blue flowers of this early-blooming perennial create a striking contrast with spring bulbs and early spring annuals. And if that's not enough, Madly Blue Violet adds magnificent color to the garden again in the fall when it reblooms. **Limited release.** New this year.

MADLY™ Magenta *Aubrieta hybrid*™™™ USPPAF CanPBRAF

Like Blue Violet, Madly Magenta creates early-spring beauty in the garden with the added bonus of fall reblooming. Plus, since it's hardy to Zone 3, this perennial will deliver its vivid color for years to come. **Limited release.** New this year.

Growing Tips for MADLY™

- Requires high light for production.
- Needs 100-150 ppm fertilizer for optimal growth.
- Vernalization is needed for good flowering, but temperatures do not need to be as cold or as long as older varieties – 4-6 weeks at 35-45°F is sufficient. Check with your supplier to see if you receive vernalized or unvernalized plugs.
- Pinching is not usually necessary, but can be done if needed.
- Growth can be controlled using cold temperature.

Additional Culture Information for MADLY™

pH/EC: 6 - 6.5/6 - .9
 Growing Temperature: 55-65°F/65-72°F
 Holding Temperature: 40-50°F outdoors
 Water Requirements: Moderate to Moist
 Planting and Timing: Early Spring Finish. Standard Plants Per Pot.
 Finish Time in Weeks: For 4-5", 6-8; for 6"/Gallon, 8-10
 Spring Outdoor Finish: First to go outside

Notes:

Watch for aphids and treat as needed. Botrytis can be problematic when overhead watering is used. These plants should be easy to grow and have an extended bloom time over older varieties. Can be used as a winter annual in the deep south.



MADLY™ Blue Violet *Aubrieta hybrid*™™™ USPPAF CanPBRAF



MADLY™ Magenta *Aubrieta hybrid*™™™ USPPAF CanPBRAF



MADLY™ Blue Violet *Aubrieta hybrid*

MADLY™ Magenta *Aubrieta hybrid*



GOLDILOCKS ROCKS™ *Bidens hybrid*™™™ USPPAF CanPBRAF



Peter's Gold Carpet *Bidens ferulifolia*™ Goldtoppat™ USPP1288 Can1709

GOLDILOCKS ROCKS™ *Bidens hybrid*

LANDSCAPE 5-8"

Constant summer flowering in a semi-double bloom makes Goldilocks Rocks spectacular, and its compact, trailing habit creates exceptional hanging baskets and combos. Excellent for small pot production but will reach a good size for consumers. New this year.

Peter's Gold Carpet *Bidens ferulifolia*

LANDSCAPE 10-15"

Masses of large, sweetly scented flowers the color of antique gold make Peter's Gold Carpet a 24-karat choice for beds, hanging baskets, and combos.



SUNDAZE® Flame *Bracteantha bracteata*™™™ USPP1890 Can251



SUNDAZE® GOLDEN BEAUTY® *Bracteantha bracteata*™™™ USPP1928 Can251

SUNDAZE® *Bracteantha bracteata* 10-14"

The finest Strawflower series of all time, compact Sundaze varieties bloom early and are covered with flowers all season. Incredibly sun and heat tolerant.



Growing Tips for Bidens

- Requires high light in production.
- Needs 150-200 ppm fertilizer for optimal growth.
- Goldilocks Rocks is much more compact than Peter's Gold Carpet.

Additional Culture Information for Bidens

pH/EC: 5.5 - 6.2 / .6 - .9
 Growing Temperature: 65-72°/55-65°
 Holding Temperature: 40-50° outdoors
 Water Requirements: Moderate to Moist
 Planting and Timing: Early Spring through Fall Finish. Standard Plants Per Pot.
 Finish Times in Weeks: For 4-5", 4-6; for 6"/gallon, 5-7; for 8", 7-9; for 10-12", 10-12
 Spring Outdoor Finish: Second to go outside

Notes:

For pots 6" and smaller, pinch at transplanting only. For hanging baskets and pots larger than 6," soft pinch at planting and trim around pot just prior to hanging. B-9 (5000 ppm) and Sumagic® (5-10 ppm) are effective on Peter's Gold Carpet. B-9 (2500 ppm) and Sumagic® (5 ppm) should be effective on Goldilocks Rocks.

Growing Tips for Sundaze®

- Requires high light in production.
- Needs no more than 150 ppm fertilizer for optimal growth.
- Run this plant lean and dry for best results.
- Water on flowers will prevent flower expansion, so water early in morning at retail to allow flowers to open for morning sales.

Additional Culture Information for Sundaze®

pH/EC: 5.5 - 6.2 / < .6
 Growing Temperature: 65-72°/55-65°
 Holding Temperature: 40-50° outdoors
 Water Requirements: Dry to Moderate
 Planting and Timing: Early Spring through Fall Finish. Standard Plants Per Pot.
 Finish Times in Weeks: For 4-5", 4-6; for 6"/gallon, 5-7; for 8", 7-9; for 10-12", 10-12
 Spring Outdoor Finish: Last to go outside

Notes:

No pinching needed for small pots; larger pots may need to be pinched. Sumagic® at 5-10 ppm is effective. Cool temperatures, high light, dry soil, and low feed will effectively control growth. Downy Mildew can be a problem, so preventative sprays are recommended. Increased air circulation and watering in the morning will also help control mildew. Winter flowering occurs in Sunbelt states.

AWARD WINNER

SUNDAZE® *Bracteantha*

16 Awards
 Including: Best of Breed, North Carolina State;
 Consumer Preferred Variety, Ohio State

SUPERBELLS® Calibrachoa hybrids



SUPERBELLS® Plum *Calibrachoa* hybrid
 SUPERBELLS® Trailing Light Blue *Calibrachoa* hybrid
 SUPERTUNIA® Royal Velvet *Petunia* hybrid



SUPERBELLS® Yellow Chiffon *Calibrachoa* hybrid



SUPERBELLS® Dreamsicle *Calibrachoa* hybrid



SUPERBELLS® Plum *Calibrachoa* hybrid



SUPERBELLS® Cherry Red *Calibrachoa* hybrid



SUPERBELLS® Tequila Sunrise *Calibrachoa* hybrid



SUPERBELLS® Apricot Punch *Calibrachoa* hybrid
 SUPERBELLS® Dreamsicle *Calibrachoa* hybrid
 SUPERBELLS® Scarlet *Calibrachoa* hybrid
 SUPERBELLS® Yellow *Calibrachoa* hybrid



SUPERBELLS® Blue *Calibrachoa* hybrid

SUPERBELLS® Calibrachoa hybrids

Superbells' superb color, heat tolerance, disease resistance, and large blooms make this series a star performer. With growth habits that range from the small and compact to the cascading, Superbells create endless possibilities in the landscape and in containers.

Just when you think you've seen it all from Superbells, we bring you something new. The Punch series features a unique, two-tone bloom and a slightly looser habit but the same disease resistance and performance of other Superbells varieties.

Growing Tips for SUPERBELLS®

- Preventive fungicides are recommended at transplant.
- Requires high light in production.
- Needs 200 ppm fertilizer for optimal growth.
- Keep pH between 5.5 and 5.8.
- Coral is more sensitive to high pH. Yellow tips are often an indicator of high pH.
- Blue has a tendency to stretch under low light conditions.
- Red and Cherry Red are very responsive to PGRs, so lower rates should be used.
- Cold is a good natural growth regulator.
- Tequila Sunrise will require several pinches if brought in with the rest of the series. It responds well to a pinch at liner planting.
- Blue, Scarlet, Tequila Sunrise, Peach, and Dreamsicle have upright growth habits in lower light early production and may require extra pinching and PGR.

Additional Culture Information for SUPERBELLS®

pH/EC: 5.5 - 5.8 / .6 - .9
 Growing Temperature: 65-72°/55-65°
 Holding Temperature: 40-50° outdoors
 Water Requirements: Moderate to Moist
 Planting and Timing: Early Spring through Fall Finish.
 Standard Plants Per Pot.
 Finish Times in Weeks: For 4-5", 4-6; for 6"/gallon, 5-7; for 8", 7-9;
 for 10-12", 10-12
 Spring Outdoor Finish: Second to go outside

Notes:

For pots 6" and smaller, pinch at transplanting only. For hanging baskets and pots larger than 6", soft pinch at planting and trim around pot just prior to hanging. 5-10 ppm Sumagic® or a B-9/Cycocel (2500/750) tank mix is effective. Use 500 ppm Florel® on baskets and larger pots to promote branching. Calibrachoa are sensitive to pythium, phytophthora, and thelaviopsis, but Superbells have higher levels of tolerance to these diseases. Proper pH and good sanitation practices help alleviate problems. Increased air circulation, proper water management, and good soil porosity are also critical. Scout regularly for aphids, especially in baskets.

SUPERBELLS® Blackberry Punch

Calibrachoa hybrid ^{USCAL68604} USPPAF CanPBRAF

Blackberry Punch boasts a rich velvet black throat on deep grape petals, plus this beauty has high pH tolerance. New this year.

SUPERBELLS® Coralberry Punch

Calibrachoa hybrid ^{USCAL66501} USPPAF CanPBRAF

The coral-red petals and rich reddish black throat of Coralberry highlights the distinguishing two-tone feature of the Punch series. Like all Superbells, you can count on Coralberry Punch to deliver vibrant color, superior disease resistance, and constant blooms. New this year.



NEW

SUPERBELLS® Blackberry Punch
Calibrachoa hybrid

NEW

SUPERBELLS® Coralberry Punch
Calibrachoa hybrid

SUPERBELLS® Calibrachoa hybrids



SUPERBELLS® Apricot Punch
Calibrachoa hybrid ^{USCAL1413-8} USPP19843 Can3634



SUPERBELLS® Blackberry Punch
Calibrachoa hybrid ^{USCAL88804} USPP9AF CanP89AF



SUPERBELLS® Blue
Calibrachoa hybrid ^{USCAL1151} USPP14874 Can1151



SUPERBELLS® Cherry Blossom
Calibrachoa hybrid ^{USCAL212-1} USPP19421 Can3629



SUPERBELLS® Red
Calibrachoa hybrid ^{USCAL2E} USPP14847 Can1928



SUPERBELLS® Saffron
Calibrachoa hybrid ^{USCAL413-4} USPP19483 CanP89AF



SUPERBELLS® Scarlet
Calibrachoa hybrid ^{USCAL411-12} USPP19753 CanP89AF



SUPERBELLS® Cherry Red
Calibrachoa hybrid ^{USCAL117} USPP15701 Can2205



SUPERBELLS® Coral
Calibrachoa hybrid ^{USCAL1214-1} USPP19431 Can3300



SUPERBELLS® Coralberry Punch
Calibrachoa hybrid ^{USCAL66501} USPP9AF CanP89AF



SUPERBELLS® Dreamsicle
Calibrachoa hybrid ^{USCAL411-7} USPP19492 Can3632



SUPERBELLS® Tequila Sunrise
Calibrachoa hybrid ^{USCAL58M} USPP17880



SUPERBELLS® Tickled Pink
Calibrachoa hybrid ^{USCAL223-1} USPP19432 Can3301



SUPERBELLS® White
Calibrachoa hybrid ^{USCAL396-2} USPP19734 Can3630



SUPERBELLS® Lavender
Calibrachoa hybrid ^{USCAL56501} USPP9AF CanP89AF



SUPERBELLS® Peach
Calibrachoa hybrid ^{USCAL671M} USPP17678 Can2870



SUPERBELLS® Pink
Calibrachoa hybrid ^{USCAL111} USPP14888 Can1927



SUPERBELLS® Plum
Calibrachoa hybrid ^{USCAL413-8} USPP17879 Can2869



SUPERBELLS® Yellow
Calibrachoa hybrid ^{USCAL53002} USPP9AF CanP89AF



SUPERBELLS® Yellow Chiffon
Calibrachoa hybrid ^{USCAL430-1} USPP19488 Can3631

Easiest Superbells® to Grow

Propagators recommend the following Superbells varieties as easiest to grow in a 4.25 container:

- Red
- Peach
- Cherry Blossom
- White
- Pink
- Apricot Punch
- Blackberry Punch
- Coralberry Punch

Why Buy Superbells?

- Consumer favorites
- Huge sellers
- Range of vibrant color options
- Easy maintenance
- Superior performance

AWARD WINNER

SUPERBELLS® Calibrachoa
186 Awards
Including: Excellent Rating, Disney; Superior Rating, Penn State; Best of the Best, University of Georgia; Best Calibrachoa, Colorado State; Leader of the Pack, North Carolina State

SUPERBELLS® Calibrachoa hybrids

Bright, Trailing Blooms

All Superbells plants will quickly and easily fill up a garden, but this collection of trailing beauties not only fill it up but fill it out too, with cascades of vibrant and unique bloom colors.



Top Seller

SUPERBELLS® Trailing Blue
Calibrachoa hybrid



SUPERBELLS® Trailing Light Blue
Calibrachoa hybrid



SUPERBELLS® Trailing Lilac Mist
Calibrachoa hybrid



Top Seller

SUPERBELLS® Trailing Plum
Calibrachoa hybrid



SUPERBELLS® Trailing Rose
Calibrachoa hybrid



SUPERBELLS® Trailing White
Calibrachoa hybrid

Reduce pH in Hanging Baskets

Generally in cold, cloudy weather you want a Cal-Mag blend of fertilizer with high nitrate nitrogen, as this grows a better plant in winter conditions. Use a high ammonium nitrogen fertilizer to slowly lower media pH, but there is a catch. Under winter's low light and temperature conditions, high ammonium fertilizers can cause ammonium toxicity and cause the crop to grow too fast (meaning more PGRs will be required). Quick changes in pH usually cause additional problems. Other ways to reduce pH are to add more acid to your fertilizer injector and increase the overall acidity, but use care as you can also cause precipitation of some of the fertilizer elements if not handled properly.



SUPERBELLS® Trailing Blue
Calibrachoa hybrid



SUPERBELLS® Trailing White
Calibrachoa hybrid

FLAMBE® *Chrysocephalum apiculatum*

LANDSCAPE 🌿 🌱 8-14"

The unique blooms of this plant are truly enchanting, with small sprays of tiny spherical flower heads that appear in clusters in the spring and summer. An exceptionally adaptable plant, this sun lover has a spreading habit and is drought tolerant and easy to grow.

Growing Tips for FLAMBE®

- Requires high light in production.
- Needs 150-200 ppm fertilizer for optimal growth.
- Pinch once, two weeks after liner planting. May be cut back if desired.
- B-9 at 2500 ppm can help to control stretch under low light.

Additional Culture Information for FLAMBE®

pH/EC: 6.0 - 6.5 / .6 - .9
 Growing Temperature: 65-72°/65-72°
 Holding Temperature: 50-60° outdoors
 Water Requirements: Dry to Moderate
 Planting and Timing: Spring through Fall Finish.
 Standard Plants Per Pot.

Finish Times in Weeks: For 4-5", 5-6; for 6"/gallon, 6-8;
 for 8", 8-10; for 10-12", 10-12

Spring Outdoor Finish: Do not finish outside

Notes:

Watch for aphids, leaf miners, and white flies. Can be susceptible to crown and stem rots if grown in cool, damp conditions. Maintain good air movement.

AWARD WINNERS

FLAMBE® *Chrysocephalum*

65 Awards
 Including: Excellent Rating, Massachusetts Horticultural Society; Excellent Rating, Boerner Botanical Garden, Milwaukee, Wisconsin; Best of Breed, North Carolina State



FLAMBE® Yellow *Chrysocephalum apiculatum* ^{Hybrid} USPP18175 Can280



FLAMBE® Yellow *Chrysocephalum apiculatum*
 DIAMOND FROST® *Euphorbia hybrid*
 SUPERBELLS® Yellow Chiffon *Calibrachoa hybrid*

TOTALLY TEMPTED® *Cuphea llavea*

🌿 🌱 10-12" 🌿

This compact, well-branched beauty has been an immediate hit with gardeners and growers. Slender, pointed leaves stand out against a profusion of brilliant red flowers with lavender throats. Excellent in pots, is good early, and is resistant to oedema. Grows best in rich soil and is heat tolerant.



TOTALLY TEMPTED®
Cuphea llavea ^{TM/CP/US2041 CanPBAF}

Growing Tips for TOTALLY TEMPTED®

- Needs 200 ppm fertilizer for optimal growth.
- Requires high light in production.
- Does not require pinching or growth regulators, but a pinch 2 weeks after transplanting can be beneficial when growing larger containers.
- Can be run a little dry, but drying out to wilt will cause leaf burn and leaf drop.
- Avoid overwatering.

Additional Culture Information for TOTALLY TEMPTED®

pH/EC: 6.0 - 6.5 / .6 - .9
 Growing Temperature: 65-72°/70-75°
 Holding Temperature: 50-60° outdoors
 Water Requirements: Moderate to Moist
 Planting and Timing: Late Spring through Fall Finish.
 Standard Plants Per Pot.

Finish Times in Weeks: For 4-5", 5-6; for 6"/gallon, 6-8;
 for 8", 8-10; for 10-12", 10-12

Spring Outdoor Finish: Do not finish outside

Notes:

Watch for thrips, white flies, and aphids.

AWARD WINNER

TOTALLY TEMPTED® *Cuphea*

15 Awards
 Including: Leader of the Pack, North Carolina State; Top Performer, University of Minnesota; Best Pick, University of Tennessee; Outstanding Rating, Disney Trials



SPIRIT™ *Cleome hassleriana*



This series offers a variety of colors in a traditional *Cleome*, also called a Spider Flower. The leaves have a silvery cast, and the delicate, feathery flowers add grace to the space. It is an outstanding series for garden performance with fantastic color from spring all through summer. A wonderful landscape plant in dry conditions.

Growing Tips for SPIRIT™ and Señorita Rosalita®

- Needs 300 ppm fertilizer for optimal growth.
- Take care not to overwater.
- Pinch once, two weeks after liner planting. A second pinch may be necessary for large containers.
- PGRs should not be necessary.
- Spirit and Señorita Rosalita should NOT have oedema problems.

Additional Culture Information for SPIRIT™ and Señorita Rosalita®

pH/EC: 5.8 - 6.2 / 1.0 - 2.0
 Growing Temperature: 65-72°/65-72°
 Holding Temperature: 50-60° outdoors
 Water Requirements: Dry to Moderate
 Planting and Timing: Mid-Spring through Summer Finish. Standard Plants Per Pot.
 Finish Times in Weeks: For 4-5", 5-6; for 6"/gallon, 6-8; for 8", 8-10; for 10-12", 10-12
 Spring Outdoor Finish: Do not finish outside



SPIRIT™ Appleblossom
Cleome hassleriana [®]USPP15870



SPIRIT™ Frost
Cleome hassleriana [®]USPP15884



SPIRIT™ Violet
Cleome hassleriana [®]USPP15889

AWARD WINNERS

SPIRIT™ *Cleome*
 33 Awards
 Including: Leader of the Pack, North Carolina State; Gardeners Choice, National Arboretum; Top Performer, Michigan State

AWARD WINNER

SEÑORITA ROSALITA® *Cleome*
 72 Awards
 Including: Excellent Rating, Boerner Botanical Garden, Milwaukee, Wisconsin; Outstanding Rating, Disney Trials; Top Performer, Colorado State

Cleome Comparison

VARIETY OR SERIES	DEADHEADING NEEDED?	FLOWER COLOR	FLOWER SIZE	FOLIAGE	STEMS	SEED/STERILE	FOLIAGE ODOR	STICKINESS	OEDEMA RESISTANT?	PLANT HEIGHT
Señorita Rosalita®	No	Deep lavender pink	Medium	Rich green, medium size	Thornless	Sterile	Scentless	Clean foliage	Yes	24-48"
Spirit™	Yes	White, pink, lavender, purple, deep pink	Large	Light green, large	Thorned	Seed produced	Odor	Sticky foliage	Yes	24-48"

Señorita Rosalita® Advantages:

Lush green foliage, everblooming with great heat and humidity tolerance as well as improved tolerance of cooler conditions.

Spirit™ Advantages:

Huge masses of spider-like blooms, great for spring and early summer flowering. Very statuesque in the garden.



SEÑORITA ROSALITA® *Cleome hybrid*



Lavish dark green foliage creates a dramatic backdrop for the vivid pink blooms. Señorita Rosalita distinguishes itself with its dark foliage and large flowers. Plus, it has minimal oedema issues and is a vigorous grower. It has a strong upright habit and flowers from the ground up, overgrowing old flower spikes. This variety requires high fertility to keep foliage at its darkest. Best grown in 1.0 GL Royale and planted in the landscape.



P. Allen Smith
Platinum Collection

SEÑORITA ROSALITA® *Cleome hybrid* [™]USPP19733 Can2920



Proven Package Option #1



Proven Package Option #2

Growers can choose from one of two Proven Packages when ordering Señorita Rosalita.

- When you order Señorita Rosalita liners, you must either:
- Order a Señorita Rosalita specific, 4-color 1.0 GL Royale container for each plant.
 - OR
 - Order the traditional white Proven Winners branded container for each plant.

Orders for liners placed without orders for containers will not ship. Visit www.provenwinners.com for more information.

COLORBLAZE® Coleus hybrids



With vibrant color and exceptional performance, the ColorBlaze collection of Coleus is a must-have for your spring line-up. These seven foliage plants are bold, versatile, easy to grow, and extremely popular with gardeners. All are late-flowering varieties that hold their form throughout the season. They are tolerant of varying light conditions and are among the fastest-selling plants in any program.

Growing Tips for COLORBLAZE®

- Establish in a warm environment. Plants subject to chilling may be stunted.
- Needs 150-200 ppm fertilizer for optimal growth.
- One to two pinches can be used to increase branching and for shaping. For small pot sizes, this may not be necessary; larger pots will probably require pinching. Florel® can increase branching and reduce flowering. Cycocel/B-9 tank mix or Sumagic® spray at 3-5 ppm will help control growth if needed.
- Watch for mealy bugs.

Additional Culture Information for COLORBLAZE®

pH/EC: 6.0 - 6.5 / 0.6 - 0.9
 Growing Temperature: 65-72°/65-72°
 Holding Temperature: 50-60° outdoors
 Water Requirements: Moderate to High
 Planting and Timing: Spring through Summer Finish. Standard Plants Per Pot.
 Finish Times in Weeks: For 4-5", 5-6; for 6"/gallon, 6-8; for 8", 8-10; for 10-12", 10-12
 Spring Outdoor Finish: Do not finish outside

AWARD WINNER

COLORBLAZE® Coleus

74 Awards
 Including: Top Performer, Ohio State; Leader of the Pack, North Carolina State; Top Performer, Kansas State

COLORBLAZE® ALLIGATOR TEARS™

Coleus hybrid

Alligator Tears is a beautiful bright green and yellow addition to the ColorBlaze lineup. Though it can grow to 30", it will not take over a container. This exceptional plant also has strong branching and can take the heat. New this year.



Top Seller

COLORBLAZE® Kingswood Torch Coleus hybrid

36-42"



COLORBLAZE® ALLIGATOR TEARS™ Coleus hybrid

20-30"

NEW



Top Seller

P. Allen Smith Platinum Collection

COLORBLAZE® Dipt in Wine Coleus hybrid

20-36"



COLORBLAZE® Dark Star Coleus hybrid

12-24"



Top Seller

P. Allen Smith Platinum Collection

COLORBLAZE® 'Sedona' Coleus hybrid USPP14790 Can1855

24-30"



COLORBLAZE® LifeLime Coleus hybrid

20-36"



COLORBLAZE® Royal Glissade™ Coleus hybrid

24-30"

Neutral containers are the best way to show the magnificent colors of ColorBlaze Coleus, and most every other plant. Plus, they boost sales by making it easier for consumers to select plants and containers that will fit with their outdoor design.

FLIRTATION® and FLYING COLORS®

Diascia hybrids

FLIRTATION®



Flirtation Orange and Pink have been quick to become consumer and industry favorites because of their vibrant color, sturdy, semi-trailing habit, and exceptional performance. With layers of flowers, Flirtation fills baskets and containers.

FLYING COLORS®



Early-blooming varieties with large flowers in a range of brilliant colors and a sturdy, compact habit, Flying Colors varieties have everything you could want in a combo, hanging basket, or window box plant.

Growing Tips for FLIRTATION® and FLYING COLORS®

- Preventive fungicides are recommended at transplant.
- Grow cool with good air circulation once established.
- Requires high light in production.
- Needs 200 ppm fertilizer for optimal growth.
- Darker, smaller foliage varieties like Trailing Antique Rose and Red have greater heat tolerance.
- Be careful to not overwater and use a well-drained media.

Additional Culture Information for FLIRTATION® and FLYING COLORS®

pH/EC: 5.8 - 6.2 / .6 - .9
 Growing Temperature: 65-72°/55-65°
 Holding Temperature: 40-50° outdoors
 Water Requirements: Moderate to Moist
 Planting and Timing: Early Spring through Fall Finish. Standard Plants Per Pot.
 Finish Times in Weeks: For 4-5", 4-6; for 6"/gallon, 5-7; for 8", 7-9; for 10-12", 10-12
 Spring Outdoor Finish: Second to go outside

Notes:

For pots 6" and smaller, pinch at transplanting only. For hanging baskets and pots larger than 6", soft pinch at planting and trim around pot just prior to hanging. 3-10 ppm Sumagic® is effective. Winter flowering occurs in Sunbelt states.

AWARD WINNERS

FLYING COLORS® *Diascia*

68 Awards
 Including: Excellent Rating, Boerner Botanical Garden, Milwaukee, Wisconsin; Top Performer, Ohio State; Excellent Rating, Massachusetts Horticultural Society

FLIRTATION® *Diascia*

26 Awards
 Including: Excellent Rating, Boerner Botanical Garden, Milwaukee, Wisconsin; Outstanding Rating, Disney Trials; Top Performer, Michigan State



FLYING COLORS® Coral
Diascia hybrid ^{USPP13950 Can2055}



FLYING COLORS® Red
Diascia hybrid ^{USPP13949 Can2055}



FLYING COLORS® Trailing Antique Rose
Diascia hybrid ^{USPP13949 Can2055}



FLIRTATION® Pink
Diascia hybrid ^{USPP20886 CanPBR4F}



FLIRTATION® Orange
Diascia hybrid ^{USPP20886 CanPBR4F}

DIAMOND FROST®

Euphorbia hybrid



The buzz about Diamond Frost continues years after its introduction. That's because this just-about-perfect variety makes it a winner – from its exceptional heat and drought tolerance to its nonstop clouds of airy white blooms.

Diamond Frost is an exceptionally versatile plant because of its texture, color, and performance. It lights up the landscape when planted in mass, creates stunning containers all on its own, or provides just the right accent when combined with one, two, three, or more other Proven Winners varieties.

Growing Tips for DIAMOND FROST®

- High light is required in production.
- Needs 200 ppm fertilizer for optimal growth.
- Preventive fungicides are recommended at transplant.
- Warm and slightly dry conditions after transplanting speeds root-in and growth.
- Can have an adverse reaction to shipping in a box, but even plants that look bad will rebound in a short time.
- Severe dry down can cause foliage to drop; however, the plant will recover.
- Benefits from a light shearing 2-3 weeks after transplanting.

Additional Culture Information for DIAMOND FROST®

pH/EC:	5.8 - 6.2 / .6 - .9
Growing Temperature:	65-72°/65-72°
Holding Temperature:	50-60° outdoors
Water Requirements:	Moderate to Moist
Planting and Timing:	Early Spring through Summer Finish. Standard Plants Per Pot.
Finish Times in Weeks:	For 4-5", 4-6; for 6"/gallon, 5-7; for 8", 7-9; for 10-12", 10-12
Spring Outdoor Finish:	Do not finish outside

Notes:

No pinch necessary, but plants can be pinched to shape.
Winter flowering occurs in Sunbelt states.
Very sensitive to Florel®.

AWARD WINNER

DIAMOND FROST® Euphorbia


134 Awards
Including: Rising Star, Dallas Arboretum; Best of the Best, University of Georgia; Superior Rating, Colorado State; Top Performer, Ohio State



DIAMOND FROST® Euphorbia hybrid MANE/EPHEM USPP17567 Can2020



DIAMOND FROST® Euphorbia hybrid with SUPERTUNIA® Royal Velvet Petunia hybrid



18"x18" Sign

DIAMOND FROST® Containers and POP Items Create Strong Retail Impact

Since Diamond Frost tags will match the look of the 4-color 1.0 GL Royale™ container, we recommend that growers purchase the special Diamond Frost container option for the greatest retail impact.



Efanthia
Euphorbia amygdaloides hybrid^{Imprefant} USPP16908 Can2725



HELENA'S BLUSH™
Euphorbia amygdaloides hybrid^{Inneuphnel} USPP17555 Can2829



Kalipso
Euphorbia amygdaloides hybrid^{Imprikalip} USPP16948 Can2726

AWARD WINNERS
Efanthia Euphorbia
3 Awards
Including: Classic City Awards,
University of Georgia
Helena's Blush Euphorbia
4 Awards
Including: Best of Breed, North
Carolina State

Euphorbia amygdaloides hybrids

Efanthia^{Imprefant} USPP16908 Can2725

Our much-improved version has brilliant chartreuse flower spikes in spring and smooth, evergreen foliage that gradually develops maroon and scarlet edges as the weather cools. Efanthia also has a bushy, compact habit and non-drooping, non-curling leaves. Comes with a Proven Winners Perennial tag.

10-14" Zones 6-9

HELENA'S BLUSH™^{Inneuphnel} USPP17555 Can2829

A variegated form of Efanthia, Helena's Blush is a colorful, eye-catching addition to beds and containers. The vivid chartreuse and white flowers are especially attractive and contrast well with lush, green and cream variegated foliage that has pink undersides. Comes with a Proven Winners Perennial tag.

10-14" Zones 6-9

Kalipso^{Imprikalip} USPP16948 Can2726

With its small leaves and bushy, tightly mounded habit, Kalipso makes a great accent plant for the perennial bed or mixed border. In spring, chartreuse flowers appear above the moss green foliage, then disappear beneath new growth. Comes with a Proven Winners Perennial tag.

8-12" Zones 6-9

Growing Tips for Efanthia, Helena's Blush™, and Kalipso

- Winter vernalization is a plus, if possible.
- Needs 200 ppm fertilizer for optimal growth.
- High light is required in production.
- Watch these plants for spider mites.
- Finished spring plants can be moved outside to take advantage of cool temperatures for holding purposes only.
- For Fall Magic, especially in high heat conditions, grow under light shade.

Additional Culture Information for Efanthia, Helena's Blush™, and Kalipso

pH/EC: 5.8 - 6.2 / .6 - .9
Growing Temperature: 65-72°/60-70°
Holding Temperature: 40-50° outdoors
Water Requirements: Moderate to Moist
Planting and Timing: Early Spring through Fall Finish. Standard Plants Per Pot.
Finish Times in Weeks: For 4-5", 6-8; for 6"/gallon, 8-10; for 8", 8-10; for 10-12", 10-12
Spring Outdoor Finish: First to go outside

Notes:

No pinch necessary, but plants can be pinched if desired. Florel® is effective at increasing branching. Plants that are allowed to bulk up over the winter will flower in the spring of the first season. Those plants brought in for spring production without vernalization will not bloom uniformly until the next season.



1.0 QT container

Efanthia *Euphorbia amygdaloides hybrid*^{Imprefant} USPP16908 Can2725

4.25 Grande® SS container

STRATOSPHERE™ and KARALEE® Gaura hybrids

LANDSCAPE 10-14" Zones 6-11

These Wand Flowers bring motion to the garden as bees light on the blooms and they gracefully bend. They are showy beauties that are heat and drought tolerant with nonstop blooms. Comes with a Proven Winners Perennial tag.

Growing Tips for Gaura

- Requires high light in production.
- Needs 200 ppm fertilizer for optimal growth.
- In response to cool temperatures, spots can appear on Gaura foliage during normal production. This is a physiological response – not a viral infection.

Finish Times in Weeks: For 4-5", 6-8; for 6"/gallon, 7-10; for 8", 8-11; for 10-12", 12-14
Spring Outdoor Finish: First to go outside

Notes:

Pinch once, two weeks after liner planting. Growth regulation not needed. Winter flowering occurs in Sunbelt states.

Additional Culture Information for KARALEE® Petite Pink and STRATOSPHERE™

pH/EC: 5.8 - 6.2 / .6 - .9
Growing Temperature: 65-72°/55-65°
Holding Temperature: 40-50° outdoors
Water Requirements: Moderate to Moist
Planting and Timing: Early Spring through Fall Finish. Standard Plants Per Pot.

AWARD WINNERS

KARALEE® Petite Pink Gaura
7 Awards
Including: Excellent Rating, Disney Trials
STRATOSPHERE™ Gaura
20 Awards
Including: Notable Performer, University of Tennessee; Excellent Rating, Chicago Botanic Garden



STRATOSPHERE™ Pink Picotee
Gaura hybrid^{Star Pink} USPP18237 Can3031
in 4.25 Grande® SS container

KARALEE® Petite Pink
Gaura hybrid^{Star Pink} USPP19446 Can3424
in 4.25 Grande® SS container

STRATOSPHERE™ White
Gaura hybrid^{Star White} USPP18585
in 4.25 Grande® SS container

GRACEFUL GRASSES®

Our Graceful Grasses® Collection has earned the praise of consumers because these plants are easy to grow and add height, texture, and color to the landscape and containers. Industry experts are fans as well as the seven plants in the Collection continue to pick up awards for performance and beauty. This year Proven Winners introduces two new and exceptional ornamental grasses to the Collection.

GRACEFUL GRASSES® BLUE MOHAWK™

Juncus inflexus

Blue Mohawk has an upright habit with beautiful blue-green leaves. Like all Juncus, Blue Mohawk is semi-aquatic, so it prefers moist soil and is tolerant of bright light and hot temperatures. Though this plant will hold seeds its second year, Blue Mohawk is a perennial. New this year.

GRACEFUL GRASSES® VERTIGO™ *** USPPAF CanPBRAF

Pennisetum purpureum

The rich burgundy foliage of this plant creates a magnificent focal point for combinations. A fast and easy grower, this warm season grass reaches 3-6' depending on location and season. It will grow largest in the South and will thrive when fertilized and watered regularly. Avoid small containers and poor soil.

Limited release.

New this year.

Culture Information for GRACEFUL GRASSES®

For cultural information on each of the Graceful Grasses, go to www.provenwinners.com, go to the Professionals link, click on Growers, then Plants/Culture, then Culture Search, and enter the specific variety name.

AWARD WINNER

GRACEFUL GRASSES®

98 Awards
Including: Excellent Rating, Massachusetts Horticultural Society; Leader of the Pack, North Carolina State; Top Performer, Michigan State



LIMITED AVAILABILITY

NEW

GRACEFUL GRASSES® VERTIGO™
Pennisetum purpureum

LANDSCAPE 36-72"



GRACEFUL GRASSES®
BLUE MOHAWK™ *Juncus inflexus*

LANDSCAPE 36-48"

Why Choose Graceful Grasses®?

- Gardeners' favorites
- Top performers
- Readily available
- Come with a Proven Winners tag



GRACEFUL GRASSES®
Fiber Optic Grass *Scirpus cernuus*

LANDSCAPE 8-12"

GRACEFUL GRASSES®

Growing King Tut® and Baby Tut® in a Container

Gardeners who don't have ponds or water elements but still want to display the elegance of these Cyprus plants, can grow them successfully in an upright container, without drainage, by placing a garbage bag inside the container to hold the water. This acts like a bog every time the plant is watered.



GRACEFUL GRASSES® BABY TUT™
Cyperus involucratus
LANDSCAPE 4 18-24"



P. Allen Smith
Platinum Collection

GRACEFUL GRASSES®
KING TUT® *Cyperus papyrus*
LANDSCAPE 4 48-72"



**King Tut is the Number 1
Consumer-Rated Proven Winners Plant**

King Tut® Containers Create Strong Retail Impact

Since King Tut tags will match the look of the 4-color 1.0 GL Royale™ container, we recommend that growers purchase the special King Tut container option for the greatest retail impact.



Top 50

GRACEFUL GRASSES®
Purple Fountain Grass
Pennisetum setaceum
LANDSCAPE 4 12-36"



GRACEFUL GRASSES®
Red Riding Hood
Pennisetum
LANDSCAPE 4 12-18"



GRACEFUL GRASSES® Toffee Twist
Carex flagellifera
LANDSCAPE 4 18-24"

TUSCAN SUN *Heliopsis*

LANDSCAPE 12-20" Zones 3-9

A breakthrough in *Heliopsis* breeding, Tuscan Sun has a strong compact habit plus tremendous flowering power. Rich yellow blooms contrast with the strikingly dark foliage and appear all summer long. Resistant to powdery mildew. Comes with a Proven Winners Perennial tag.

Growing Tips for 'Tuscan Sun'

- Requires high light for optimal growth.
- Needs 150-200 ppm fertilizer for optimal growth.
- No PGR necessary. Pinch once for increased branching on smaller pots. Pinch 1 to 2 times for larger pot sizes.
- Early season production not recommended due to light quality and heat requirements. Can be grown in late summer and overwintered for spring sales or grown in late spring for summer sales. Requires long days to grow and flower. Any short days in production will cause the plants to rosette.

Additional Culture Information for 'Tuscan Sun'

pH/EC: 5.8 - 6.2 / 0.6 - 0.9
 Growing Temperature: 65-72°/55-65°
 Holding Temperature: 40-50° outdoors
 Water Requirements: Moderate to Moist
 Planting and Timing: Late Spring through Summer Finish. Standard Plants Per Pot.
 Finish Times in Weeks: For 4-5", 6-10; for 6"/gallon, 8-12; for 8", 10-11
 Spring Outdoor Finish: Do not finish outside

Notes:
 Resistant to powdery mildew.

Growers can choose from one of two Proven Packages when ordering 'Tuscan Sun'.

When you order Tuscan Sun liners, you must either:

- Order a Tuscan Sun specific, 4-color 1.0 GL Royale container for each plant. OR

- Order the traditional white Proven Winners branded container for each plant.

Orders for liners placed without orders for containers will not ship. Visit www.provenwinners.com for more information.

AWARD WINNER

'Tuscan Sun' *Heliopsis*

13 Awards
 Including: Best of Breed, North Carolina State; Top Performer, Ohio State; Top Performer, Michigan State



'Tuscan Sun' *Heliopsis* USPP18763



Proven Package Option #1



Proven Package Option #2

NEW

SIMPLY SCENTSATIONAL™

Heliotropium hybrid

LANDSCAPE 24-30" Butterfly

SIMPLY SCENTSATIONAL™

Heliotropium hybrid USHTRP0303 USPPAF CanPBRAF

Simply Scentsational combines the beauty and sweet fragrance of a Heliotrope with the heat and drought tolerance and exceptional performance of a Lantana. Plus, it doesn't have the shipping and handling issues of traditional Heliotrope. Sweetly fragrant. New this year.



Growing Tips for SIMPLY SCENTSATIONAL™

- Requires high light for production.
- Needs 150-200 ppm fertilizer for optimal growth.
- Pinch once, two weeks after liner planting.
- Best suited for large pot production and landscape planting.
- This plant can be toxic. Do not ingest any parts of this plant.

Additional Culture Information for SIMPLY SCENTSATIONAL™

pH/EC: 6 - 6.5 / .6 - .9
 Growing Temperature: 65-72°F/65-72°F
 Holding Temperature: 50-60°F outdoors
 Water Requirements: Moderate to Moist
 Planting and Timing: Spring through Summer Finish. Standard Plants Per Pot.
 Finish Time in Weeks: For 4-5", 4-6; for 6"/Gallon, 6-8; for 8", 8-10; for 10-12", 10-12
 Spring Outdoor Finish: Last to go outside

Notes:

B-9 at 2,500 ppm or Sumagic® at 5 to 10 ppm will help control growth if necessary. Watch for white flies. A preventative fungicide drench at planting will be helpful. In poor weather conditions, avoid wet soil and moisture on the foliage.

NEW

ABSOLUTELY AMETHYST™

Iberis

LANDSCAPE 10-12" Butterfly

ABSOLUTELY AMETHYST™

Iberis IB2401 USPPAF CanPBRAF

Breakthrough breeding has created a perennial Iberis in a completely new color. Absolutely Amethyst is easy to grow, blooms in late April to May, and is hardy to Zone 4.

Limited release. New this year.



LIMITED AVAILABILITY

NEW

Growing Tips for ABSOLUTELY AMETHYST™

- Requires high light for production.
- Needs 150-200 ppm fertilizer for optimal growth.
- Pinch 1-2 times; soft pinch at liner planting; for larger containers, pinch again in 4 weeks to maintain even growth.
- Sheer plant stems back by one-third after blooming to encourage new growth and compact plants.

Additional Culture Information for ABSOLUTELY AMETHYST™

pH/EC: 5.8-6.2 / .6 - .9
 Growing Temperature: 65-72°F/55-65°F
 Holding Temperature: 40-50°F outdoors
 Water Requirements: Moderate to Moist
 Planting and Timing: Spring through Fall Finish. 1 plant per pot for 4.5"; 3 plants per pot for 1 gallon; 5 plants per pot for 10-12"
 Finish Time in Weeks: For 4-5", 6-8; for 6"/Gallon, 8-10; for 8", 8-10
 Spring Outdoor Finish: First to go outside

Notes:

Habit and flowering will be improved with vernalization; 6 weeks at 35-45°F is optimal.

DOLCE® Heuchera hybrids



Bred and selected for production in pots as small as 4.25", Dolce varieties also finish in five to six weeks. Vigorous and cold-hardy, their unique colors deepen and intensify in cool weather. This is the first series of foliage plants with flowering variety glamour. Bred for greenhouse production, Dolce is the finest and most appealing foliage series on the market. All Dolces come with a Proven Winners Perennial tag.

Growing Tips for DOLCE®

- For best foliage coloration, avoid scorching light.
- Needs 150-200 ppm fertilizer and light shade for optimal growth.
- Botrytis can be a problem under cold, wet, low-light conditions.

Additional Culture Information for DOLCE®

pH/EC: 5.5 - 6.2 / .6 - .9
 Growing Temperature: 65-72°/65-72°
 Holding Temperature: 40-50° outdoors
 Water Requirements: Moderate to Moist
 Planting and Timing: Early Spring through Fall Finish. Standard Plants Per Pot.
 Finish Times in Weeks: For 4-5", 4-6; for 6"/gallon, 5-7; for 8", 7-9; for 10-12", 10-12
 Spring Outdoor Finish: Do not finish outside

Notes:

No pinching or growth regulators needed. Finished spring plants can be moved outside to take advantage of cool temperatures for holding purposes only.

AWARD WINNER

DOLCE® Heuchera

29 Awards
 Including: Top Performer, Mississippi State; Excellent Rating, Boerner Botanical Garden, Milwaukee, Wisconsin; Gardener's Choice, National Arboretum; Top Performer, Ohio State



DOLCE® Peach Melba
 Heuchera hybrid ^{TM/HEU043 USPP17131/Can2885}



DOLCE® Licorice
 Heuchera hybrid ^{TM/HEU044 USPP16842/Can2565}



DOLCE® Crème Brûlée
 Heuchera hybrid ^{TM/HEU041 USPP16774/Can2563}



DOLCE® MOCHA MINT®
 Heuchera hybrid



DOLCE® Key Lime Pie
 Heuchera hybrid ^{TM/HEU042 USPP16725/Can2564}



DOLCE® Blackcurrant
 Heuchera hybrid ^{TM/HEU039 USPP16574/Can2884F}

ROCKAPULCO® *Impatiens walleriana*



Rockapulco varieties feature unbeatable performance, plus the biggest, brightest, and most abundant flowers you'll find in Double Impatiens. Rockapulco varieties have excellent branching, uniformity, and a full range of color options, making them an ideal choice for premium containers.

Growing Tips for ROCKAPULCO®

- Needs 200 ppm fertilizer for optimal growth.
- Avoid high ammonium and phosphorous fertilizers and do not overwater.
- Requires moderate light intensity for optimal growth. Reduce light intensity when temperatures are high to prevent flower and leaf burning as well as bud drop.
- Apply Bonzi® (3-10 ppm) once or twice to control growth. Higher rates may be necessary in Southern production areas.
- Moderate drying of media will enhance flowering and control stretch. Too much drying can cause leaf scorch under high light.
- Leach periodically to keep salt levels in pot low.

Additional Culture Information for ROCKAPULCO®

pH/EC: 5.8 - 6.2 / .75 - .80
 Growing Temperature: 68-74°/65-75°
 Holding Temperature: 50-60° outdoors
 Water Requirements: Moderate to Moist
 Planting and Timing: Early Spring through Fall Finish. Standard Plants Per Pot.
 Finish Times in Weeks: For 4-5", 6-9; for 6"/gallon, 7-9; for 8", 7-9; for 10-12", 10-12
 Spring Outdoor Finish: Do not finish outside

Notes:

No pinching needed. Watch for thrips.

AWARD WINNER

ROCKAPULCO® *Impatiens*

23 Awards
 Including: Leader of the Pack, North Carolina State; Prairie Star, Kansas State; Top Performer, Smithsonian



P. Allen Smith
Platinum Collection

ROCKAPULCO® Orchid
Impatiens walleriana [™] Lavender Orchid USPP9815



P. Allen Smith
Platinum Collection

ROCKAPULCO® Purple
Impatiens walleriana [™] Ballfestop USPP18867 Can3361



P. Allen Smith
Platinum Collection

ROCKAPULCO® Appleblossom
Impatiens walleriana [™] Ballfestop USPP13637 Can1520



P. Allen Smith
Platinum Collection

ROCKAPULCO® Dark Orange
Impatiens walleriana [™] Ballfestop USPP13643 Can1519



P. Allen Smith
Platinum Collection

ROCKAPULCO® Red
Impatiens walleriana [™] Ballfestop USPP18826 Can2549



P. Allen Smith
Platinum Collection

ROCKAPULCO® Rose
Impatiens walleriana [™] Ballfestop USPP13639 Can1525



P. Allen Smith
Platinum Collection

ROCKAPULCO® White
Impatiens walleriana [™] BFP-7812 USPP11385 Can0643

ILLUSION™ Ipomoea batatas

LANDSCAPE   8-10"

The Sweet Potato Vine has become a gardener's favorite because of the variety it adds in color and form. Proven Winners offers two exceptional series of Sweet Potato Vines: Illusion, which we introduced last year, and Sweet Caroline, a long-time consumer favorite in three different series that now have the power of the Proven Winners brand behind them.

ILLUSION™ Ipomoea batatas

The texture of Illusion is unique in the industry, with very compact, dense, lacy, dissected foliage. Plus, its controlled growth habit means it won't overpower the garden. Illusions are ideal for small pot production, summer gallons, and mixed containers. They are showy plants that will behave themselves on the retail bench.

Growing Tips for ILLUSION™ and Sweet Caroline

- Needs 200-250 ppm fertilizer for optimal growth.
- Keep air circulation up and foliage dry. Prolonged wet foliage may lead to bacterial leaf spotting.
- Use 2500 ppm of B-9 to maintain shape on 4.5".

Additional Culture Information for ILLUSION™ and Sweet Caroline

pH/EC: 6.0 - 6.5/ .6 - .9
 Growing Temperature: 65-72°/65-72°
 Holding Temperature: 50-60° outdoors
 Water Requirements: Moderate to Moist
 Planting and Timing: Spring to Summer Finish. Standard Plants Per Pot.
 Finish Times in Weeks: For 4-5", 4-6; for 6"/gallon, 5-7; for 8", 7-9; for 10-12", 10-12
 Spring Outdoor Finish: Last to go outside

Notes:

For Illusions, no pinch is necessary. For Sweet Caroline varieties, pinch once, 2 weeks after planting. PGRs are not necessary.

AWARD WINNER

ILLUSION™ Ipomoea batatas
 41 Awards
 Including: Top Performer, Oklahoma State; Leader of the Pack, North Carolina State; Outstanding Rating, Disney Trials



ILLUSION™ Midnight Lace
Ipomoea batatas USPP15028 Can2975

ILLUSION™ Emerald Lace
Ipomoea batatas USPP15028 Can2975

SWEET CAROLINE Ipomoea batatas

LANDSCAPE   6-8"

Sweet Carolines are now Proven Winners. With 9 beautiful varieties in 3 distinct series, this already popular plant will gain even greater notoriety with the Proven Winners name behind it. All are heat and humidity tolerant and grow vigorously across the U.S. and Canada, although the farther south you go the faster Sweet Carolines grow. The Sweet Caroline series is the least compact but has the widest color palette and finger-shaped leaves.

'Sweet Caroline Bronze' *Ipomoea batatas* USPP15437 Can2973
 Greenish bronze leaves with red veins. New this year.

'Sweet Caroline Green Yellow' *Ipomoea batatas* USPP18673 Can2903
 Speckled leaves in two-tone green. New this year.

'Sweet Caroline Light Green' *Ipomoea batatas* USPP15028 Can2975
 Light green leaves. New this year.

'Sweet Caroline Purple' *Ipomoea batatas* USPP18573 Can2902
 Purple foliage with red veins. New this year.

'Sweet Caroline Red' *Ipomoea batatas* USPP19013 Can2904
 Reddish leaves with red veins. New this year.

AWARD WINNER

SWEET CAROLINE Ipomoea batatas
 39 Awards
 Including: Leader of the Pack, North Carolina State; Prairie Star, Kansas State; Best Varieties, Penn State



'Sweet Caroline Bronze'
Ipomoea batatas

'Sweet Caroline Red'
Ipomoea batatas

P. Allen Smith
Platinum Collection

'Sweet Caroline Purple'
Ipomoea batatas

P. Allen Smith
Platinum Collection

'Sweet Caroline Light Green'
Ipomoea batatas

'Sweet Caroline Green Yellow'
Ipomoea batatas

NEW

SWEET CAROLINE *Ipomoea batatas*

'Sweet Caroline Bewitched Purple' *Ipomoea batatas* USPP18574 Can2900

Bewitched Purple is a perfect Autumn emphasis plant because late summer temperatures will help it fill in, but it will naturally be a bit more restrained than the others. Plus, its serrated, tattered-type leaf edge and even its name evokes fall and Halloween. This mounding upright plant will eventually fall over and trail, but its early upright quality is unique. New this year.

Sweet Caroline Sweetheart

Similar to the Sweet Caroline series but with rounded leaves for a different textural effect. Sweetheart is best suited for the landscape and larger containers; however, it will work for small containers as long as more PGR is used.

'Sweet Caroline Sweetheart Light Green' *Ipomoea batatas* USPP18572 Can2901

Light green heart-shaped leaves. New this year.

'Sweet Caroline Sweetheart Purple' *Ipomoea batatas* USPP18573 Can2902

Purple heart-shaped foliage. New this year.

'Sweet Caroline Sweetheart Red' *Ipomoea batatas* USPP19013 Can2904

Red heart-shaped leaves. New this year.



'Sweet Caroline Bewitched Purple' *Ipomoea batatas*



'Sweet Caroline Sweetheart Red' *Ipomoea batatas*



'Sweet Caroline Sweetheart Purple' *Ipomoea batatas*

'Sweet Caroline Sweetheart Light Green' *Ipomoea batatas*

Ipomoea Comparison Chart

Series name	Variety names	Distinguishing characteristics	Breeding goal	Colors in line	Compact habit – relative to others	Branching relative to others	Flowering	Leaf type	PGR requirements
Proven Winners® Illusion™	Emerald Lace Midnight Lace	Dissected foliage for new texture; compact habit	Same as Sweet Carolines	Light green, purple	Compact habit	High	No – rarely, when under stress	Dissected	Usually not needed
Proven Winners® Sweet Caroline Bewitched	Purple	Compact mounding but not trailing habit; more upright initially; serrated leaf margin	One-off for upright plant habit and serrated leaf	Purple	Most compact habit	Low	Occasionally under short days, low light	Serrated margin	Not needed
Proven Winners® Sweet Caroline Sweetheart	Light Green Purple Red	Enhanced branching over Sweet Caroline series; different texture with heart-shaped leaves	Same as Sweet Carolines	Light green, purple, red	Moderately compact habit	Low-medium	No	Entire, cordate	May be needed for holding plants and small pot sizes
Proven Winners® Sweet Caroline	Bronze Green Yellow Light Green Purple Red	Enhanced branching and reduced stem elongation over free varieties	Bred for reduced internode size, better branching and reduced storage root formation; novel colors	Dark green, light green, variegated dark green, purple, bronze, red	Trailing habit	Medium	No. Bronze, Purple and occasionally Red when under stress	Deeply lobed	May be needed for holding plants and small pot sizes

LUSCIOUS® Lantana hybrids



This series adds vibrancy, flower power, and exceptional performance to the continuous blooming that Lantanas are known for. The impressive quartet will win you over with their bright colors and heat and drought tolerance. These exceptionally vigorous growers are butterfly and hummingbird magnets and require no deadheading. Day-length neutral.

Growing Tips for LUSCIOUS® Lantana

- Needs 200 ppm fertilizer for optimal growth.
- High light in production is essential.
- Warm and slightly dry conditions after transplanting speeds root in and growth.
- Use caution with Florel®, as it can cause leaf drop and leaf curl.
- For best results, northern growers may want to order first shipments in mid-spring when temperatures and light levels rise. Cold and wet conditions can double crop time.

Additional Notes for LUSCIOUS® Grape Lantana

Luscious Grape is a true trailing variety. This may require an additional pinch to fill out 4-5" containers. Crop time will be about 2 weeks longer than others in the series and can be shortened by increasing the number of liners per pot.

Additional Culture Information for LUSCIOUS® Lantana

pH/EC: 5.8 - 6.2 / .60 - 1.50
 Growing Temperature: 65-72°/70-75°
 Holding Temperature: 50-60° outdoors
 Water Requirements: Moderate to Moist
 Planting and Timing: Spring through Summer Finish. Standard Plants Per Pot.
 Finish Times in Weeks: For 4-5", 4-6; for 6"/gallon, 5-7; for 8", 7-9; for 10-12", 10-12
 Spring Outdoor Finish: Do not finish outside

Notes:

Pinch at liner planting and pinch to shape as needed. PGRs should not be needed. Winter flowering occurs in Sunbelt states.

LUSCIOUS® Lantana Heights

Citrus Blend™	24-30"
Grape	10-14"
Lemonade	10-14"
Tropical Fruit™	8-24"

AWARD WINNER

LUSCIOUS® Lantana

41 Awards
 Including: Top Performer, Michigan State; Leader of the Pack, North Carolina State; Top Pick, Missouri Botanic Garden; Outstanding Rating, Disney Trials



LUSCIOUS® Lemonade
 Lantana hybrid USPP15348 CalPBR/AF



LUSCIOUS® Grape
 Lantana hybrid USPP15353 CalPBR/AF



P. Allen Smith
 Platinum Collection

LUSCIOUS® CITRUS BLEND™
 Lantana hybrid USPP15176 CalPBR/AF



LUSCIOUS® TROPICAL FRUIT™
 Lantana hybrid USPP15821 CalPBR/AF

PINK CHABLIS® *Lamium maculatum*

Pink Chablis provides plenty of color and texture in areas of shade and sun. Apple green leaves with a dense silver overlay provide a stunning backdrop for the puffy, soft pink blooms. Comes with a Proven Winners Perennial tag.



Growing Tips for PINK CHABLIS® *Lamium*

- Requires high light in production.
- No pinching or growth regulator needed.
- Needs 200 ppm fertilizer for optimal growth.
- Scout regularly for Downey Mildew.

Additional Culture Information for PINK CHABLIS® *Lamium*

pH/EC: 6.0 - 6.5 / .6 - .9
 Growing Temperature: 65-72°/55-65°
 Holding Temperature: 40-50° outdoors
 Water Requirements: Moderate to Moist
 Planting and Timing: Early Spring through Fall Finish.
 Standard Plants Per Pot.
 Finish Times in Weeks: For 4-5", 4-6; for 6"/gallon, 5-7; for 8", 7-9; for 10-12", 10-14
 Spring Outdoor Finish: First to go outside

Notes:
 Winter flowering occurs in Sunbelt states.

AWARD WINNER

PINK CHABLIS® *Lamium*

23 Awards
 Including: Excellent Rating, Boerner Botanical Garden, Milwaukee, Wisconsin; Top Pick, Dallas Arboretum; Leader of the Pack, North Carolina State



PINK CHABLIS® *Lamium maculatum* Check for USPP17925



PINK CHABLIS® in 4.25 Grande® SS container

NEW

DAISY MAY™ and BROADWAY LIGHTS™ *Leucanthemum* hybrids



DAISY MAY™ *Leucanthemum* 'Daisy Duke' USPPAF CanPBRAF

Beautiful clean white flowers on this stunning Shasta Daisy. Daisy May is an easy-to-grow perennial with a long bloom time. Deadheading results in reblooming. Limited release. New this year.



Broadway Lights™ *Leucanthemum* hybrid

The flowers on this gorgeous and exciting Shasta Daisy open lemon yellow, lighten to a soft butter shade, then turn white when mature. Because Broadway Lights is such a profuse bloomer, the plants are constantly covered with blooms in three different colors. Sturdy, reliable, and easy to grow. Comes with a Proven Winners Perennial tag.

Growing Tips for *Leucanthemum*

- High light in production is essential.
- Cold vernalization adds to bud count, but warmer temperatures are needed to elongate flower stems.

Additional Culture Information for *Leucanthemum*

pH/EC: 5.8 - 6.2 / .6 - .9
 Growing Temperature: 65-72°/55-65°
 Holding Temperature: 40-50° outdoors
 Water Requirements: Moderate to Moist
 Planting and Timing: Early Spring through Fall Finish. For Broadway Lights, Standard Plants Per Pot; for Daisy May, 4" to 1 gallon pots, 1 Plant Per Pot, 10-12" pots, 3 Plants Per Pot.
 Finish Times in Weeks: For 4-5", 6-7; for 6"/gallon, 8-9; for 8", 9-10
 Spring Outdoor Finish: Broadway Lights, Second to go outside; Daisy May, First to go outside

Notes:
 For Daisy May, vernalization requirement is only 4 weeks. Broadway Lights is susceptible to powdery mildew. Scout Daisy May for aphids.

AWARD WINNER

BROADWAY LIGHTS™ *Leucanthemum*

6 Awards
 Including: Top Pick, Dallas Arboretum; Gardener's Choice, National Arboretum

Growers can choose from one of two Proven Packages when ordering Broadway Lights.

- When you order Broadway Lights liners, you must either:
- Order a Broadway Lights specific, 4-color 1.0 GL Royale container for each plant.
 - OR
 - Order the traditional white Proven Winners branded container for each plant.

Orders for liners placed without orders for containers will not ship. Visit www.provenwinners.com for more information.



DAISY MAY™ *Leucanthemum* 'Daisy Duke' USPPAF CanPBRAF



BROADWAY LIGHTS™ *Leucanthemum* 'Leumayel' USPP19242 Can0228



DAISY MAY™ *Leucanthemum*

Proven Package Option #1



Proven Package Option #2

LUCIA™ and LAGUNA™ Lobelia hybrids



Laguna are hanging basket favorites that also perform well in landscapes and mixed containers. If you want a compact, weather-resistant, heat-tolerant series that retains its shape and color all season, this is it.

LUCIA™ Lavender Blush *Lobelia erinus*^{USLOB13™ USPPAF CanPBRAF}

Pale lavender blooms look spectacular in containers, baskets, and the landscape. But color is only one of the many things this plant has going for it. A more upright grower than Laguna, Lucia forms mounds of flowers. Bred in tropical Japan, this plant loves the summer heat. New this year.

Growing Tips for LUCIA™ and LAGUNA™

- Preventive fungicides are recommended at transplant.
- Grow cool with good air circulation once established.
- Requires high light in production and higher light and longer days to flower early.
- Needs 150-200 ppm fertilizer for optimal growth.

Additional Culture Information for LUCIA™ and LAGUNA™

pH/EC: 5.8 - 6.2 / .6 - .9
 Growing Temperature: 65-72°/65-72°
 Holding Temperature: 40-50° outdoors
 Water Requirements: Moderate to Moist
 Planting and Timing: Spring through Summer Finish. Standard Plants Per Pot.
 Finish Times in Weeks: For 4-5", 4-6; for 6"/gallon, 5-7; for 8", 7-9; for 10-12", 10-12
 Spring Outdoor Finish: Second to go outside

Notes:

For pots 6" and smaller, pinch at transplanting only. For hanging baskets and pots larger than 6", soft pinch at planting and trim around pot just prior to hanging. 5-10 ppm Sumagic® spray is effective if needed.

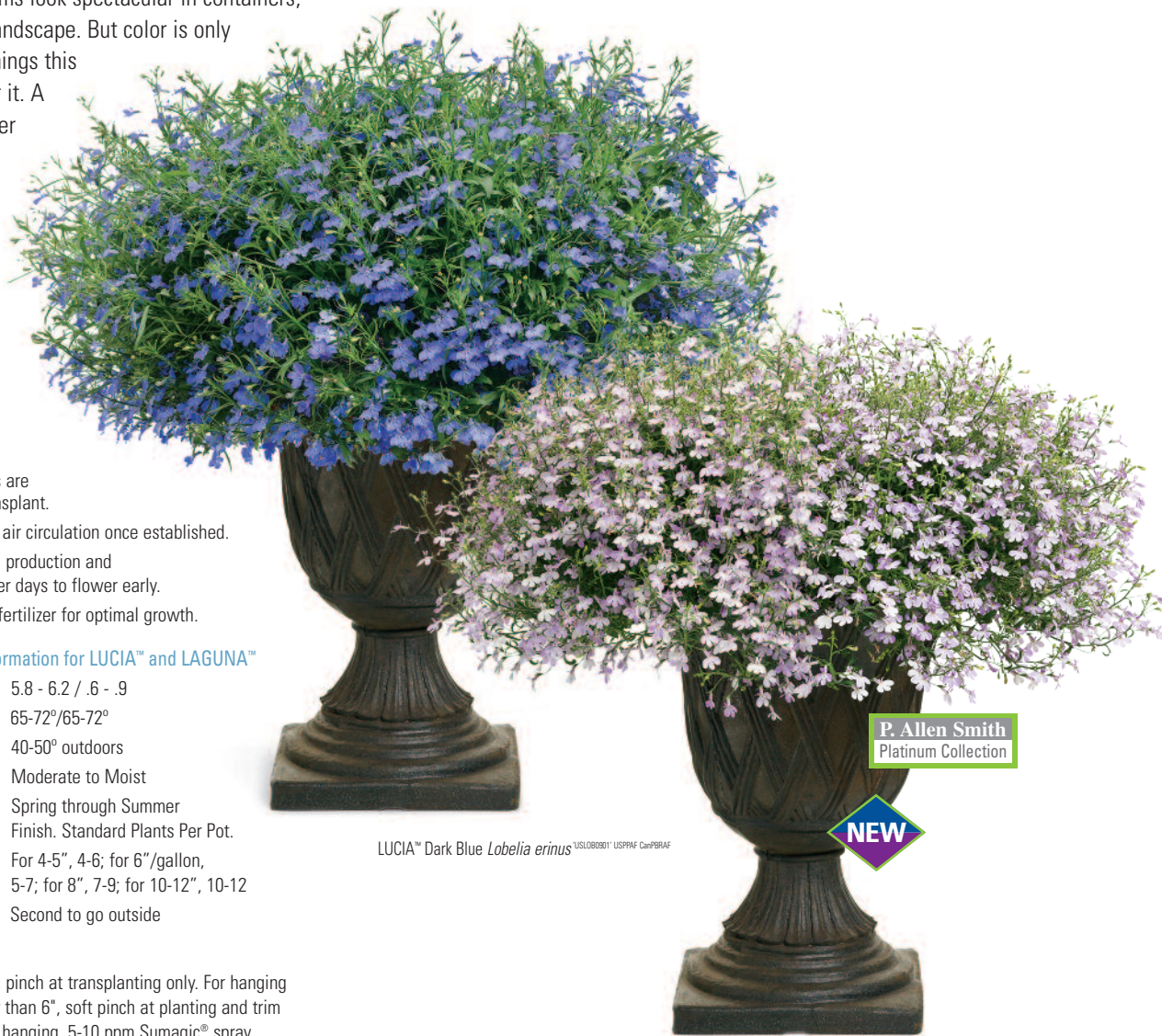
AWARD WINNERS

LAGUNA™ *Lobelia*

38 Awards
 Including: Best of the Best, University of Georgia; Best of Species, Penn State; Leader of the Pack, North Carolina State

LUCIA™ *Lobelia*

4 Awards
 Including: Gold Medal, University of Illinois Master Gardeners; Top Performer, Longwood Gardens



LUCIA™ Dark Blue *Lobelia erinus*^{USLOB0901™ USPPAF CanPBRAF}

LUCIA™ Lavender Blush *Lobelia erinus*^{USLOB13™ USPPAF CanPBRAF}



LAGUNA™ Compact Blue with Eye
Lobelia hybrid^{Lobelia™ USPP16112 Can1575}

LAGUNA™ Heavenly Lilac
Lobelia hybrid^{LLOLUPW08™ USPPAF CanPBRAF}

LAGUNA™ Sky Blue
Lobelia hybrid^{Lloboutis™ USPP15525 Can2204}

LAGUNA™ White
Lobelia hybrid^{Llobtraw™ USPP18216 Can3030}

SNOW PRINCESS™ Lobularia hybrid



SNOW PRINCESS™ Lobularia hybrid INLBU5NOPR* USPPAF CanPBRAF

If there's one plant that should be on everyone's list, it's Snow Princess, a unique breakthrough in the genus for heat tolerance and extended season performance. This sterile Lobularia is extremely vigorous, and because it puts no energy into setting seed it has an incredibly long bloom time. In fact, in trials in Florida, Snow Princess displayed mounds of fragrant white blooms from January through July. Creates a great hanging basket or window box and is a perfect filler in combination.



Growing Tips for SNOW PRINCESS™

- Requires high light in production.
- Don't grow over plants that are sensitive to petal drop as Snow Princess can shed.
- Grow cool for best results, but growing too cold can cause purpling of the foliage.
- Very fast and vigorous grower.

Additional Culture Information for SNOW PRINCESS™

pH/EC: 6.0 - 6.5 / .6 - .9
 Growing Temperature: 65-72°/55-65°
 Holding Temperature: 50-60° outdoors
 Water Requirements: Moderate to Moist
 Planting and Timing: Early Spring through Fall Finish. Standard Plants Per Pot.
 Finish Times in Weeks: For 4-5", 3-5; for 6"/gallon, 5-7; for 8", 7-9; for 10-12", 10-12
 Spring Outdoor Finish: Second to go outside

Notes:

Liners should be pinched when received; give a second pinch 2 weeks after transplant. 3-5 ppm of Sumagic® will help control growth.

AWARD WINNERS

SNOW PRINCESS™ Lobularia

43 Awards
 Including: Superior Rating, Colorado State; Excellent Rating, Boerner Botanical Garden, Milwaukee, Wisconsin; Plant of the Month, Dallas Arboretum; Outstanding Rating, Disney Trials

Snow Princess Combos

What are the best plants to pair with Snow Princess? Due to its very vigorous nature, and thus short crop time, it's important that Snow Princess is matched with fast-growing plants that prefer cool temperatures. Superbena and Supertunia Vistas are ideal partners with Snow Princess.

Snow Princess hang tags are available as part of the Proven Winners Tag Exchange program. Growers have the option of ordering individual stake tags or one hang tag for every four liners of Snow Princess ordered.

- Sterile.**
- Heat Tolerant.**
- Very Fragrant.**
- Long Blooming.**
- Extremely Fast Grower.**



Top 50

SNOW PRINCESS™ Lobularia hybrid
 SUPERTUNIA® Giant Pink Petunia hybrid
 SUPERTUNIA® Lavender Skies Petunia hybrid

SNOW PRINCESS™ Lobularia hybrid



SNOW PRINCESS® Containers

Since Snow Princess tags will match the look of the 4-color 1.0 GL Royale™ container, we recommend that growers purchase the special Snow Princess container option for the greatest retail impact.

NEW

GOLDDUST™ Mecardonia



GOLDDUST™ *Mecardonia* ^{USMECA8205} USPPAF CanPBRAF

This true yellow Mecardonia flowers 6 weeks earlier than others. Golddust's blooms are significantly smaller but far more plentiful than other Mecardonia. This beauty loves the heat. New this year.

Growing Tips for GOLDDUST™

- Requires high light for production.
- Needs 150-200 ppm fertilizer for optimal growth.
- Pinch twice. First at liner planting and then 4-5 weeks later.
- Proper water management is critical.

Additional Culture Information for GOLDDUST™

pH/EC: 5.8 - 6.2/6 - .9
 Growing Temperature: 65-72°F/70-75°F
 Holding Temperature: 70-75°F outdoors
 Water Requirements: Moderate to Moist
 Planting and Timing: Spring through Summer Finish. Standard Plants Per Pot.
 Finish Time in Weeks: For 4-5", 4-6; for 6"/Gallon, 5-7; for 8", 7-9; for 10-12", 10-12
 Spring Outdoor Finish: Do not finish outside

Notes:

No pinch necessary. For hanging baskets and pots larger than 6", trim around pot edge just prior to hanging.



P. Allen Smith
Platinum Collection

NEW



GOLDDUST™ *Mecardonia* ^{USMECA8205} USPPAF CanPBRAF

AUGUSTA Blue Skies™ Nierembergia hybrid



AUGUSTA™ Blue Skies *Nierembergia hybrid* ^{USNRB1201} USPPAF CanPBRAF

If you think of Nierembergia as Mont Blanc and Purple Robe, Augusta Blue Skies will surprise you. Not only does it have large, beautiful, blue flowers but it has magnificent foliage to match. The lush evergreen leaves give body to the plant to back up the tremendous blooms. Plus, it has exceptional heat tolerance and will hold its blooms from mid-May all the way through summer and into multiple fall frosts. Though it is slow to start, heat and light will create a beautiful brancher and prolific bloomer.

Growing Tips for AUGUSTA™ Blue Skies

- Requires high light in production.
- Pinch 1 week after transplant; a second pinch may be needed.
- 5 ppm Sumagic® is effective in controlling growth and leveling the pot.

Additional Culture Information for AUGUSTA™ Blue Skies

pH/EC: 6.0 - 6.5 / .6 - .9
 Growing Temperature: 65-72°/55-65°
 Holding Temperature: 50-60° outdoors
 Water Requirements: Dry to Moderate
 Planting and Timing: Late Spring through Fall Finish. Standard Plants Per Pot.
 Finish Times in Weeks: For 4-5", 7-8; for 6"/gallon, 8-10; for 8", 8-10; for 10-12", 10-12
 Spring Outdoor Finish: Second to go outside.

Note:

This is an 8-week crop from transplant.

AWARD WINNER

AUGUSTA™ Blue Skies

11 Awards
 Including: Excellent Rating, Boerner Botanical Garden, Milwaukee, Wisconsin; Outstanding Rating, Disney Trials; Leader of the Pack, North Carolina State



AUGUSTA™ Blue Skies
Nierembergia hybrid ^{USNRB1201} USPPAF CanPBRAF



AUGUSTA™ Blue Skies
Nierembergia hybrid

SUNSATIA® *Nemesia* hybrids



This is the series that epitomizes the art and science of plant breeding. Very showy and dramatic in borders, hanging baskets, and containers. All varieties have an attractive, trailing habit and are ideal for early spring. Sunsatia are exceptionally cold tolerant and incredibly colorful.

SUNSATIA® Coconut Improved *Nemesia* hybrid

This two-toned yellow and white bloomer now has better branching and superior performance. Improved this year.

SUNSATIA® Cranberry Improved *Nemesia* hybrid

Same deep red petals with better branching, more vigor, and an extended season of performance. Improved this year.

SUNSATIA® Lemon Improved *Nemesia* hybrid

With better heat resistance, Lemon now has superior performance to match its exceptional flowering. Improved this year.

Growing Tips for SUNSATIA®

- Grow dry.
- Preventive fungicides are recommended at transplant.
- High light required at production.
- Air circulation, proper water management, and good soil porosity are critical.
- Use well-drained media only.

Additional Culture Information for SUNSATIA®

pH/EC: 5.5 - 5.8 / .6 - .9
 Growing Temperature: 65-72°/55-65°
 Holding Temperature: 40-50° outdoors
 Water Requirements: Dry to Moderate
 Planting and Timing: Early Spring through Fall Finish.
 Standard Plants Per Pot.
 Finish Times in Weeks: For 4-5", 4-6; for 6"/gallon, 5-7; for 8", 7-9; for 10-12", 10-12
 Spring Outdoor Finish: Last to go outside

Notes:

For pots 6" and smaller, pinch at transplanting only. For hanging baskets and pots larger than 6", soft pinch at planting with additional pinches as needed. Sumagic® at 5-10 ppm is effective at controlling growth if needed. Cold temperatures will also control growth. Sensitive to pythium, phytopthera, and thelaviopsis. Rhapsody and other copper-based fungicides are effective as a preventative application.



SUNSATIA® Coconut Improved
Nemesia hybrid



SUNSATIA® Cranberry Improved.
Nemesia hybrid



SUNSATIA® Lemon Improved
Nemesia hybrid



SUNSATIA® Mango
Nemesia hybrid



SUNSATIA® Pear
Nemesia hybrid



SUNSATIA® Raspberry
Nemesia hybrid

Top Seller



SUNSATIA® Coconut Improved
Nemesia hybrid



SUNSATIA® Lemon Improved
Nemesia hybrid



SUNSATIA® Cranberry Improved
Nemesia hybrid

INNOCENCE® and SAFARI®

Nemesia fruticans hybrids

LANDSCAPE   8-12"

Many early-spring programs owe their success to Nemesia. But their value as mid-season crops is just as important. Frost-tolerant and easy to grow, these Snapdragon-like beauties also sport well-branched stems and attractive, medium green foliage.

Growing Tips for Nemesia

- Preventive fungicides are recommended at transplant.
- Florel® at 500 ppm is effective at increasing branching.
- Sumagic® at 5 ppm and cold temperatures are effective at controlling growth.

Additional Culture Information for Nemesia

pH/EC: 5.5 - 5.8 / .6 - .9

Growing Temperature: 65-72°/55-65°

Holding Temperature: 40-50° outdoors

Water Requirements: Moderate to Moist

Planting and Timing: Early Spring through Fall Finish.
Standard Plants Per Pot.

Finish Times in Weeks: For 4-5", 4-6; for 6"/gallon, 5-7;
for 8", 7-9; for 10-12", 10-12

Spring Outdoor Finish: First to go outside

Notes:

For pots 6" and smaller, pinch at transplanting only.
For hanging baskets and pots larger than 6", soft pinch at planting with additional pinches as needed.

Nemesia Heights

Bluebird	10-12"
Compact INNOCENCE®	8-10"
Compact Pink INNOCENCE®	10-12"
Opal INNOCENCE®	12-16"
SAFARI® Pink	8-10"
SAFARI® Plum	8-10"
SAFARI® White	8-10"

AWARD WINNERS

Bluebird Nemesia

3 Awards
Including: Top Performer, Michigan State

INNOCENCE® Nemesia

22 Awards
Including: Superior Rating, Penn State; Top Performer, Ohio State

SAFARI® Nemesia

18 Awards
Including: Top Performer, Michigan State; Best of Class, University of Florida



SAFARI® Pink
Nemesia fruticans hybrid ^{™/trademark} USPP14660 Can1530



SAFARI® Plum
Nemesia fruticans hybrid ^{™/trademark} USPP15372 Can1541



SAFARI® White
Nemesia fruticans hybrid ^{™/trademark} USPP19194 Can3245



Bluebird
Nemesia fruticans hybrid ^{™/trademark} USPP12014 Can1634



Compact INNOCENCE®
Nemesia fruticans hybrid ^{™/trademark} USPP10977 Can1639



Compact Pink INNOCENCE®
Nemesia fruticans hybrid ^{™/trademark} USPP10851



Opal INNOCENCE®
Nemesia fruticans hybrid ^{™/trademark} USPP17035 Can1684F

INFINITY® New Guinea Impatiens



Infinity varieties really are the best. Their large, brilliantly colored flowers and attractive dark green foliage have made plants in this series the new focal points of the shade garden. Endlessly versatile and superior in every way to other NGIs.

Growing Tips for INFINITY®

- Preventive fungicides are recommended at transplant.
- Plants are sensitive to high-soluble salts.
- Light shade is optimal for best growth.
- Aggressive scouting and treatment program for thrips are recommended for INSV control. Do not use Medallion® due to severe PGR effect on NGIs.
- Be sure not to overwater while plants are still rooting to the pot edge.

Additional Culture Information for INFINITY®

pH/EC: 6.0 - 6.5 / 0 - .6
 Growing Temperature: 68-72°/70-75°
 Holding Temperature: 70-75° outdoors
 Water Requirements: Moderate to Moist
 Planting and Timing: Spring through Summer Finish. 4-5" 1 ppp, 6"-8" and Gallons 3 ppp, 10" 4-5 ppp.
 Finish Times in Weeks: For 4-5", 6-8; for 6"/gallon, 8-10; for 8", 8-10; for 10-12", 12-14
 Spring Outdoor Finish: Do not finish outside

Notes:
 No pinching recommended. Infinity varieties are bred to branch well without pinching, which would only delay flowering and result in a less-balanced plant habit. No growth regulators recommended or needed. Winter flowering occurs in Sunbelt states.

AWARD WINNER

INFINITY® New Guinea Impatiens

77 Awards
 Including: Excellent Rating, Disney Trials;
 One of the Best, Penn State; Top Performer,
 University of Illinois

Find the list of awards for your favorite Proven Winners varieties at www.provenwinners.com.



Go to the Professionals link, click on "Growers," then "Plants/Culture," and then "Award-Winning Plants."



INFINITY® Blushing Lilac
New Guinea Impatiens

INFINITY® Red
New Guinea Impatiens



INFINITY® Lilac
New Guinea Impatiens

INFINITY® Light Purple
New Guinea Impatiens



INFINITY® Blushing Crimson
New Guinea Impatiens[™]USPP20538 Can#5944



INFINITY® Blushing Lilac
New Guinea Impatiens[™]Vistralila USPP16141 Can2280



INFINITY® Cherry Red
New Guinea Impatiens[™]Vistalchomp USPP20565



INFINITY® Crimson
New Guinea Impatiens[™]Vistalchomp Can2085



INFINITY® Dark Pink
New Guinea Impatiens[™]Vistalchomp USPP16472 Can2528



INFINITY® Dark Salmon Glow
New Guinea Impatiens[™]Vistalchomp USPP16194 Can2282



INFINITY® Lavender
New Guinea Impatiens[™]Vistalchomp USPP20569



INFINITY® Light Purple
New Guinea Impatiens[™]Vistalchomp USPP16227 Can2286



INFINITY® Lilac
New Guinea Impatiens[™]Vistalchomp US16136 Can2285



INFINITY® Orange
New Guinea Impatiens[™]Vistalchomp Can2088



INFINITY® Orange Frost
New Guinea Impatiens[™]Vistalchomp USPP16207 Can2288



INFINITY® Pink
New Guinea Impatiens[™]Vistalchomp USPP16419 Can2291



INFINITY® Pink Frost
New Guinea Impatiens[™]Vistalchomp USPP16202 Can2289



INFINITY® Pink Kiss
New Guinea Impatiens[™]Vistalchomp USPP16145 Can2290



INFINITY® Red
New Guinea Impatiens[™]Vistalchomp USPP16206 Can2292



INFINITY® Ruby Flash
New Guinea Impatiens[™]Vistalchomp Can2087



INFINITY® Salmon
New Guinea Impatiens[™]Vistalchomp USPP20571



INFINITY® Scarlet
New Guinea Impatiens[™]Vistalchomp USPP16108 Can2294



INFINITY® White
New Guinea Impatiens[™]Vistalchomp USPP20564

SOPRANO® Osteospermum hybrids

Gardeners love their Daisies, so any Osteospermum that looks good in a four-inch container is bound to be a big seller. But Soprano is more than a one-note wonder. Varieties in this series also have outstanding heat tolerance, a compact habit, and nonstop flowers spring through fall.

🌱🌿 10-14" Lilac Spoon: 🌱 18-20" Compact Purple: 🌱 6-10"

Growing Tips for SOPRANO®

- Low humidity essential during rooting time.
- Preventive fungicides are recommended at transplant.
- Requires high light in production.
- Warm and slightly dry conditions after transplanting speeds root in and growth.
- While all Osteospermums like to be grown dry, Compact Purple is very easy to overwater and is not suited for a 10" container. PGRs are not recommended.
- Compact Purple has the best summer performance of all of the Proven Winners Osteospermums.

Additional Culture Information for SOPRANO®

pH/EC: 5.8 - 6.2 / .6 - .9
 Growing Temperature: 65-72°/55-65°
 Holding Temperature: 40-50° outdoors
 Water Requirements: Dry to Moderate
 Planting and Timing: Early Spring through Fall Finish.
 Standard Plants Per Pot.
 Finish Times in Weeks: For 4-5", 4-6; for 6"/gallon, 5-7;
 for 8", 7-9; for 10-12", 10-12
 Spring Outdoor Finish: Last to go outside

Note:
 No pinch necessary.

AWARD WINNER

SOPRANO® Osteospermum

21 Awards
 Including: Excellent Rating, Boerner Botanical Garden,
 Milwaukee, Wisconsin; Best Osteospermum, Colorado State;
 Excellent Rating, Massachusetts Horticultural Society



SOPRANO® Purple
Osteospermum hybrid USPP15491 Can2136

Top 50



Top Seller

SOPRANO® White
Osteospermum hybrid USPP17070 Can2453



SOPRANO® Lilac Spoon
Osteospermum hybrid USPP18188 Can2783



Top Seller

SOPRANO® Light Purple
Osteospermum hybrid USPP17410 Can2462



SOPRANO® Compact Purple
Osteospermum hybrid USPP18308 Can2782

SYMPHONY *Osteospermum* hybrids



Introduced in 1997, Symphony is still our top-selling *Osteospermum* series. From early spring to late fall, their continuous blooms, superb heat tolerance, and, of course, beautiful colors bring enjoyment to gardeners season after season.

Growing Tips for SYMPHONY

- Low humidity is essential in production.
- Requires high light in production.
- Grow cool with good air circulation once established.
- Pinch at transplant, if necessary. If you pinch, use a spray application of fungicide immediately as a preventative measure.
- Finishing outside will give a stockier, higher quality plant in all pot sizes.

AWARD WINNER

SYMPHONY *Osteospermum*

26 Awards
Including: Top Performer, Ohio State;
Excellent Rating, Boerner Botanical Garden,
Milwaukee, Wisconsin

Additional Culture Information for SYMPHONY

pH/EC: 5.8 - 6.2 / .6 - .9
Growing Temperature: 65-72°/55-65°
Holding Temperature: 40-50° outdoors
Water Requirements: Dry to Moderate
Planting and Timing: Early Spring through Fall Finish.
Standard Plants Per Pot.
Finish Times in Weeks: For 4-5", 4-6; for 6"/gallon, 5-7;
for 8", 7-9; for 10-12", 10-12
Spring Outdoor Finish: First to go outside



Top 5
P. Allen Smith
Platinum Collection

Lemon SYMPHONY
Osteospermum hybrid 'Sakikura' USPP13407 CDFP



Melon SYMPHONY
Osteospermum hybrid 'Sakikura' USPP16213 Can2129



Top 50

Orange SYMPHONY
Osteospermum hybrid 'Sakikura' USPP13408 CDFP



Vanilla SYMPHONY
Osteospermum hybrid 'Sevanti' USPP14708 Can1724



Top Seller

Peach SYMPHONY
Osteospermum hybrid 'Sakikura' USPP14857 Can1723

CHARMED® *Oxalis regnellii*



What's so special about Charmed Oxalis that makes it a gardeners favorite shade-lover? Plenty. First, they offer all the color and contrast of Coleus but with a restrained, mounding habit that works perfectly in mid-vigor mixed containers. They won't crowd out other plants in combinations, and they provide beautiful white to pale pink flowers besides. And if that's not enough, they're great as a monoculture in 4.5" pots where their shamrock-shaped leaves provide a great opportunity for St. Patrick's Day sales and their longevity make Charmed a great fall/winter windowsill plant. Jade is the most vigorous plant in the series. The color and texture of Velvet set it apart, and Wine is ideal for mixed combos.



P. Allen Smith
Platinum Collection

CHARMED® Wine
Oxalis regnellii JRD08LJRWNY USPP17557 Can2349



CHARMED® Jade
Oxalis regnellii JRD08LJLJAK USPP17558 Can2325



CHARMED® Velvet
Oxalis regnellii JRD08LJAVEL USPP17556 Can2350

Growing Tips for CHARMED®

- Prefers warmer production temperatures.
- Warm and slightly dry conditions after transplanting speeds root in and growth.
- Light shade is best for optimal growth.
- Shear back if petioles become too long due to low light conditions.
- To schedule for St. Patrick's Day, plan on a 4-6 week crop, and supplemental lighting may be needed to keep plant compact for Northern growers.

Additional Culture Information for CHARMED®

pH/EC: 5.8 - 6.2 / .6 - .9
 Growing Temperature: 65-72°/65-72°
 Holding Temperature: 50-60° outdoors
 Water Requirements: Moderate to Moist
 Planting and Timing: Early Spring through Summer Finish. Standard Plants Per Pot.
 Finish Times in Weeks: For 4-5", 4-6; for 6"/gallon, 5-7; for 8", 7-9; for 10-12", 10-12
 Spring Outdoor Finish: Do not finish outside

Notes:
 Pinching not needed. PGRs not needed.

AWARD WINNER

CHARMED® Oxalis
 9 Awards
 Including: Gardener's Choice, National Arboretum; Best of Species, Penn State

LEMON DROP® *Oenothera hybrid*



Easy to grow, maintenance-free, and heat tolerant, Lemon Drop is a glorious, summer-long bloomer for every part of the garden and all types of containers. Comes with a Proven Winners Perennial tag.



LEMON DROP®
Oenothera hybrid ^{™/patent131} USPP16393 Can2534
 with SUPERBELLS® Dreamicle
Calibrachoa hybrid

Growing Tips for LEMON DROP®

- Will exhibit red stem and leaf edges under cool temperatures.
- Yellowing foliage is most likely a symptom of overwatering.
- Long days are needed to flower early. Under natural day length, the plants will generally bloom beginning in late spring.
- A physiological response to cold temperatures is pink spots on the foliage, which disappears as temperatures rise in production later in the season.

Notes:

For pots 6" and smaller, pinch at transplanting only. For hanging baskets and pots larger than 6", soft pinch at planting and additional shaping pinch as needed. PGRs generally not needed, but 5-10 ppm of Sumagic® is effective. Winter flowering occurs in Sunbelt states.

Additional Culture Information for LEMON DROP®

pH/EC: 5.8 - 6.2 / .6 - .9
 Growing Temperature: 65-72°/55-65°
 Holding Temperature: 40-50° outdoors
 Water Requirements: Moderate to Moist
 Planting and Timing: Late Spring through Fall Finish. Standard Plants Per Pot.
 Finish Times in Weeks: For 4-5", 4-6; for 6"/gallon, 5-7; for 8", 7-9; for 10-12", 10-12
 Spring Outdoor Finish: First to go outside

AWARD WINNER

LEMON DROP® *Oenothera*

21 Awards
 Including: Excellent Rating, Disney Trials; Leader of the Pack, North Carolina State; Best Varieties, Penn State

DAREDEVIL® Pelargonium zonale



The Daredevil series delivers seven complementary colors in a superior-performing large Geranium. Great in the landscape and in containers, these varieties are sure to provide bright color all summer long. Heat and drought tolerant and deer resistant.

Growing Tips for DAREDEVIL®

- Deadheading is necessary for continued blooming.
- Requires high light in production.
- Needs 200-300 ppm fertilizer.
- Apply 750-1000 ppm Cycocel or for greater control use a tank mix of Cycocel 750-1000 ppm combined with B-9 at 1500-2500 ppm.

Additional Culture Information for DAREDEVIL®

pH/ EC: 6.0 – 6.5/ 1.0 - 2.0
 Growing Temperature: 65-72°/70-72°
 Holding Temperature: 55-60° outdoors
 Water Requirements: Moderate to Moist
 Planting and Timing: Spring through Summer
 Finish: Standard Plants Per Pot.
 Finish Time in Weeks: 4-5", 7-9; for 6"/gallon, 10-12; for 8", 13-15; for 10-12", 11-14 weeks. Three Plants Per Pot.
 Spring Outdoor Finish: Do not finish outside

Notes:

Soft pinch 4 weeks after transplant. The use of Florel® is recommended to develop a well-branched plant. Florel application should be stopped 6 to 7 weeks prior to projected sell week. Geraniums are sensitive to iron and manganese toxicity if soil pH falls below 6.0.

AWARD WINNER

DAREDEVIL® Pelargonium zonale

34 Awards
 Including: Outstanding Rating, Disney Trials; Leader of the Pack, North Carolina State; Best Geranium, Colorado State University; Best of the Best, University of Georgia



DAREDEVIL® Orchid
Pelargonium
zonale Trademark USPP15042 Can1893



DAREDEVIL® Claret Pelargonium zonale Trademark USPP15013 Can1892



DAREDEVIL® Rosita
Pelargonium Trademark USPPAF CanP89AF



DAREDEVIL® Snow
Pelargonium zonale Trademark USPP16914 Can2666



DAREDEVIL® Salmon
Pelargonium zonale Trademark USPP19076 CanP89AF



DAREDEVIL® Mulberry Pelargonium zonale Trademark USPP12052 Can1424

P. Allen Smith
Platinum Collection



DAREDEVIL® Fire Pelargonium zonale Trademark USPP12463 Can1000

SUPERTUNIA® Petunia hybrids



These beauties are self-cleaning, floriferous, and have flowers that range in color from purest white to rich, royal purple. Single, double, or mini, Supertunia are light years ahead of the competition.

Charm SUPERTUNIA® hybrids

The Charm series is sure to please consumers who are looking for the exceptional performance, easy maintenance, and the vibrant color of Supertunia in a miniature form. Just like Vista, they have extended summer performance and heat tolerance. Charm varieties have a mounding/spreading habit and work well early in 4.5" pots; however, as they begin to mature they become more vigorous and later in the season do better in baskets and mixed containers as well as the landscape.

SUPERTUNIA® Indigo Charm *Petunia hybrid* ¹USTUN29801¹ USPPAF CanPBRAF

The ink blue blooms and lush green foliage create stunning hanging baskets and containers. New this year.

SUPERTUNIA® Sangria Charm *Petunia hybrid* ¹USTUN34803¹ USPPAF CanPBRAF

Sangria blooms come in a pink so powerful you can almost taste it. New this year.

Growing Tips for SUPERTUNIA®

- Requires high light in production.
- Needs 250+ ppm fertilizer. Watch pH and EC levels.
- Mini Strawberry Pink Veined and Mini Rose Veined are more sensitive to cold. Keep above 50° F.
- Day-length neutral varieties need less PGRs. Cold temperatures also control growth.
- Yellow growth tips often indicate an iron shortage in response to high pH.

Additional Culture Information for SUPERTUNIA®

pH/EC: 5.5 - 5.8 / 1.0 - 2.0
 Growing Temperature: 65-72°/55-65°
 Holding Temperature: 40-50° outdoors
 Water Requirements: Moderate to Moist
 Planting and Timing: Early Spring through Fall Finish. Standard Plants Per Pot.
 Finish Times in Weeks: For 4-5", 4-6; for 6"/gallon, 5-7; for 8", 7-9; for 10-12", 10-12
 Spring Outdoor Finish: First to go outside

Notes:

For pots 6" and smaller, pinch at transplanting only. For hanging baskets and pots larger than 6", soft pinch at planting and trim around pot just prior to hanging. 10-15 ppm Sumagic® spray or 1-3 ppm Bonzi® drench are effective at controlling growth. Apply as needed. Supertunia Minis may require higher rates of PGRs.



SUPERTUNIA® Indigo Charm *Petunia hybrid*



SUPERTUNIA® Sangria Charm *Petunia hybrid*



SUPERTUNIA® Royal Velvet *Petunia hybrid*

SUPERTUNIA® Cotton Candy *Petunia hybrid*

SUPERTUNIA® White *Petunia hybrid*

SUPERTUNIA® Red *Petunia hybrid*

The Best Petunia. Period.

Supertunia varieties are exceptional performers no matter how and where you use them. They create extraordinary hanging baskets and containers because their compact habit means they fill in quickly and don't get leggy. And for performance in the landscape, there is nothing better than Supertunia Vista, which offers vigorous growth and vibrant color. You won't find a more outstanding Petunia.

AWARD WINNER

SUPERTUNIA®
 480 Awards
 Including: Top Performer, Missouri Botanical Garden; Exceptional Performer, University of Florida; Excellent Rating, Boerner Botanical Garden, Milwaukee, Wisconsin; Outstanding Rating, Disney Trials



Top 50

SUPERTUNIA® Bermuda Beach
Petunia hybrid *Kensal® USPPAF CanPBRAF



Top 50

P. Allen Smith
Platinum Collection

SUPERTUNIA® Bordeaux
Petunia hybrid *Lamb® USPP16144 Can2522



Top 50

SUPERTUNIA® Citrus
Petunia hybrid *Dance®1110 USPP17288



Top 50

SUPERTUNIA® Cotton Candy
Petunia hybrid *Kalegama 504 USPP18686 Can2085



SUPERTUNIA® Giant Pink
Petunia hybrid *USTUN153 USPP14856 Can1254



NEW

SUPERTUNIA® Indigo Charm
Petunia hybrid *USTUN2861 USPPAF CanPBRAF



SUPERTUNIA® Lavender Skies®
Petunia hybrid USPPAF CanPBRAF



Top 5

SUPERTUNIA® Raspberry Blast
Petunia hybrid *Tami® USPP16588 Can3214



Top 50

SUPERTUNIA® Red
Petunia hybrid *USTUN223 USPP14851 Can1937



Top 50

SUPERTUNIA® Royal Magenta
Petunia hybrid *Kalegama 536 USPP14037 Can1296



Top 5

P. Allen Smith
Platinum Collection

SUPERTUNIA® Royal Velvet
Petunia hybrid *Kalegama 528 USPP13887 Can1029

Easiest Supertunia® to Grow

Propagators recommend the following Supertunia varieties as easiest to grow in a 4" container:

- Bordeaux
- Priscilla
- Raspberry Blast
- Royal Velvet
- Vista Bubblegum

Day-Length Neutral Varieties
Cotton Candy, Royal Magenta,
Royal Velvet, and White



NEW

SUPERTUNIA® Sangria Charm
Petunia hybrid *USTUN34803 USPPAF CanPBRAF



Top 50

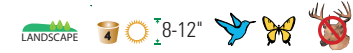
SUPERTUNIA® White
Petunia hybrid *Kalegama 530 USPP13882 Can1041

SUPERTUNIA® Containers

Since Supertunia tags will match the look of the 4-color 1.0 GL Royale™ container, we recommend that growers purchase the special Supertunia container option for the greatest retail impact.



SUPERTUNIA® PRETTY MUCH PICASSO™ Petunia hybrid



SUPERTUNIA® PRETTY MUCH PICASSO™ Petunia hybrid *BHTUN31501 USPPAF CanPBRAF

The unique coloration of this Petunia has created a tremendous amount of interest from gardeners, so you'll want to order plenty. With its deep violet throat and softer violet petal surrounded by a chartreuse edge, Pretty Much Picasso makes a striking focal point in the garden. This exceptionally vigorous grower has a strong trailing habit, which makes it perfect in the landscape or large containers.

Growing Tips for PRETTY MUCH PICASSO™

- Requires high light in production.
- Needs 250+ ppm fertilizer. Watch pH and EC levels.
- Yellow growth tips often indicate an iron shortage in response to high pH.
- Do not bring in too early.

Additional Culture Information for PRETTY MUCH PICASSO™

pH/EC: 5.5 - 5.8 / 1.0 - 2.0

Growing Temperature: 65-72°/55-65°

Holding Temperature: 40-50° outdoors

Water Requirements: Moderate to Moist

Planting and Timing: Early Spring through Fall Finish.

Standard Plants Per Pot.

Finish Times in Weeks: For 4-5", 4-6; for 6"/gallon, 5-7;

for 8", 7-9; for 10-12", 10-12

Spring Outdoor Finish: First to go outside

Notes:

For pots 6" and smaller, pinch at transplanting only. For hanging baskets and pots larger than 6", soft pinch at planting and trim around pot just prior to hanging.

10-15 ppm Sumagic® spray or 1-3 ppm Bonzi® drench are effective at controlling growth. Apply as needed.

AWARD WINNER

SUPERTUNIA® PRETTY MUCH PICASSO™

Petunia hybrid

13 Awards

Including: Excellent Rating, Boerner Botanical Garden, Milwaukee, Wisconsin; Superior Rating, Colorado State

Growers can choose from one of three Proven Packages when ordering Pretty Much Picasso.

When you order Pretty Much Picasso liners, you must either:

1. Order a Pretty Much Picasso specific, 4-color 1.0 GL Royale™ container for each plant.

OR

2. Order the traditional white Proven Winners branded container for each plant.

OR

3. Order a Supertunia Pretty Much Picasso hanging basket tag for each plant.

Orders for liners placed without orders for containers will not ship. Visit www.provenwinners.com for more information.



Top 50

P. Allen Smith
Platinum Collection

SUPERTUNIA® PRETTY MUCH PICASSO™ Petunia hybrid with ILLUSION™ Emerald Lace *Ipomoea batatas*



Proven Package Option #1



Proven Package Option #2



Proven Package Option #3

SUPERTUNIA® Doubles / Minis Petunia hybrids



Supertunia Doubles are twice as ruffled and extremely colorful. Their huge flowers and vigorous habit turn containers into garden masterpieces.

Supertunia Minis form a solid curtain of blooms from crown to the ground. A smaller flowering variety compared to the other Supertunias, but very long trailing. None are day-length neutral. Recommended for mid-May production as they are later to flower than other Supertunia varieties. Best suited for combination plantings.



SUPERTUNIA® Double Dark Blue
Petunia hybrid ^{CanBlue} USPP13490 Can1611



SUPERTUNIA® Double Peppermint
Petunia hybrid



SUPERTUNIA® PRISCILLA™
Petunia hybrid ^{Maripicom} USPP19327



SUPERTUNIA® Mini Appleblossom
Petunia hybrid ^{US11N1752Z USPP11729 Can2674}



SUPERTUNIA® Mini Blue
Petunia hybrid ^{Kermisblue USPP97 Can199AF}



SUPERTUNIA® Mini Blue Veined
Petunia hybrid ^{CanBlue USPP13543 Can1605}



SUPERTUNIA® Mini Bright Pink
Petunia hybrid ^{Mediolino USPP14858 Can1932}



SUPERTUNIA® Mini Purple
Petunia hybrid ^{US1UN6504 USPP17898 Can2872}



SUPERTUNIA® Mini Rose Veined
Petunia hybrid ^{US1UN207 USPP15607 Can1935}



SUPERTUNIA® Mini Silver
Petunia hybrid ^{Petalblv USPP17247 Can2594}



SUPERTUNIA® Mini Strawberry Pink Veined
Petunia hybrid ^{Constraw USPP13539 Can1609}



SUPERTUNIA® Mini White
Petunia hybrid ^{Canblow USPP13556 Can1604}



SUPERTUNIA® Mini Strawberry Pink Veined *Petunia hybrid*

SUPERTUNIA® Mini Blue Veined *Petunia hybrid*

SUPERTUNIA® PRISCILLA™ *Petunia hybrid*

	Timing	Habit	Recommended Use	Sun-Shade Tolerance
Supertunia® Vista	All Season	Mounding 3' Trailing 4'	4.50 Classic™, 4.25 Grande®, and 1.0 GL Royale™, Hanging Baskets, Upright Containers, Best Supertunia® for Landscape	Full Sun Early to Flower
Supertunia®	Early Season - Summer	Mounding Length 4'	4.50 Classic™, 4.25 Grande®, and 1.0 GL Royale™, Hanging Baskets, Upright Containers, Landscape	More shade tolerant than others – Easier under short days in small pots
Supertunia® Mini	Mid Season - Summer	Trailing Length 6'	4.50 Classic™, 4.25 Grande® and 1.0 GL Royale™ Hanging Baskets, Upright Containers, Landscape	Best under long days as late crop, Full Sun
Supertunia® Giant Pink	Mid Season	Vigorous Trailing Length 6'	4.50 Classic™, 4.25 Grande® and 1.0 GL Royale™ from Supernova, Hanging Baskets, Upright Containers with other vigorous varieties, Landscape	Best under long days as late crop, Full Sun
Supertunia® Double	Mid Season - Summer	Mounding Length 4'	4.50 Classic™, 4.25 Grande® and 1.0 GL Royale™ Hanging Baskets, Upright Containers, Landscape	Full Sun
Supertunia® Pretty Much Picasso™	Early Season - Summer	Vigorous Trailing Length 6'	4.50 Classic™, 4.25 Grande® and 1.0 GL Royale™ Hanging Baskets, Upright Containers with other vigorous varieties, Landscape	Best under long days as late crop, Full Sun
Supertunia® Charm	Early Season - Summer	Mounding 12" Trailing 2-3'	4.50 Classic™, 4.25 Grande® and 1.0 GL Royale™ Hanging Baskets, Upright Containers and mixed containers with other vigorous varieties	Best under long days Full Sun

SUPERTUNIA VISTA® Petunia hybrids

LANDSCAPE 🪴 🌞 18-24"

Our first landscape Supertunia, Vista varieties are bred to flower earlier, grow taller, spread wider, and are more vigorous than other plants in this series.



Top 50
P. Allen Smith
Platinum Collection

SUPERTUNIA® Vista Bubblegum
Petunia hybrid USTUN16001 USPP17730 Can2871



Top 50

SUPERTUNIA® Vista Fuchsia
Petunia hybrid USTUN18932 USPP17895 Can2875



Top 50

SUPERTUNIA® Vista Silverberry
Petunia hybrid USTUN16001 USPP17730 Can2871

Vista Bubblegum is the Number 2 Consumer-Rated Proven Winners Plant



SUPERTUNIA® Vista Silverberry *Petunia hybrid*



SUPERTUNIA® Vista
Bubblegum *Petunia hybrid*

SUPERTUNIA® Vista
Fuchsia *Petunia hybrid*



SUPERTUNIA® Vista
Silverberry *Petunia hybrid*

SUPERTUNIA® Vista Bubblegum *Petunia hybrid*
SUPERTUNIA® Vista Fuchsia *Petunia hybrid*
SUPERTUNIA® Vista Silverberry *Petunia hybrid*

INTENSIA® Phlox hybrids



Their heat, drought, and humidity tolerance, sweet fragrance, and rich colors have earned this series a stack of awards – and a special place in the hearts of gardeners throughout the Midwest and South. Intensia grow from early spring through autumn and are wonderful mid-height plants for your premium hanging baskets and containers.

INTENSIA® Blueberry Phlox hybrid ^{USPLX60306} USPPAF CanPBRAF

Blueberry has a larger leaf size and more upright habit than other Intensia varieties, which makes it an easier plant to produce in the early season and results in a better growth habit in small containers. Tons of rich blue-purple flowers bloom continuously in the heat. New this year.

Growing Tips for INTENSIA®

- Requires heat and high light for optimal growth.
- Order for mid-spring production.
- Proper air movement, water management, and good soil porosity are critical.
- Water lightly at planting. Grow warm until roots are established and then grow cool.
- Needs 200-300 ppm fertilizer. When actively growing, increased fertilizer applications may be necessary.
- Can be finished for prime spring season in mixed containers. Mono baskets and small pots can be produced from mid-spring on, if grown properly.
- A preventative fungicidal drench should be done at transplant.

Additional Culture Information for INTENSIA®

pH/EC: 5.8 - 6.2 / 1.0 - 2.0

Growing Temperature: 65-72°/55-65°

Holding Temperature: 40-50° outdoors

Water Requirements: Dry to Moderate

Planting and Timing: Early Spring through Fall Finish.
Standard Plants Per Pot.

Finish Times in Weeks: For 4-5", 4-6; for 6"/gallon, 5-7; for 8", 7-9; for 10-12", 10-12

Spring Outdoor Finish: Second to go outside

Notes:

For pots 6" and smaller, pinch at transplanting only. For hanging baskets and pots larger than 6", soft pinch at planting and additional pinches as needed to shape. 5-10 ppm Sumagic® is effective. Cool temperatures are also an effective growth regulator.

AWARD WINNER

INTENSIA® Phlox

182 Awards

Including: Top Pick, Dallas Arboretum; Superior Rating, Disney; Best of the Best, University of Georgia; Exceptional Performer, University of Florida



INTENSIA® Blueberry Phlox hybrid



INTENSIA® Cabernet Phlox hybrid

INTENSIA® Lavender Glow Phlox hybrid



INTENSIA® Blueberry, Lavender Glow, and Star Brite Phlox hybrids



INTENSIA® Phlox hybrids



NEW

INTENSIA® Blueberry
Phlox hybrid USPLX00306 USPPAF CanPBRAF



Top Seller

INTENSIA® Cabernet
Phlox hybrid USPHL0419 USPP17893 Can2806




Top Seller

INTENSIA® Lavender Glow
Phlox hybrid USPHL304 USPP17899 Can2805



Top Seller

INTENSIA® Neon Pink
Phlox hybrid USPHL037 USPP15846 Can2289



INTENSIA® Orchid Blast
Phlox hybrid USPLV52004 USPPAF CanPBRAF



INTENSIA® Pink
Phlox hybrid USPHL011M USPP18089 Can3303



Top Seller

INTENSIA® Star Brite
Phlox hybrid USPHL030M USPP18089 Can3304



INTENSIA® White
Phlox hybrid USPLV52002 USPPAF CanPBRAF

Have You Had Trouble Growing Intensia?

Intensia prefers being dry, and normal greenhouse procedure is to never let the plant dry out. So a good rule of thumb with this plant is that when you think it's ready to be watered, wait a day.

Sunbini

Sanvitalia speciosa



With its larger flowers and more uniform habit, Sunbini is faster to fill out and extra drought-tolerant. Be sure to recommend this one to your landscape customers.



Sunbini *Sanvitalia speciosa* Sunbini USPP17889 Can2827

Growing Tips for Sunbini

- High light is essential.
- Needs 150 ppm fertilizer for optimal growth.
- Production time decreases when light and temperatures are optimal.
- Grow lean, warm, and dry for best results.
- Do not use any fungicides containing Azole, such as Banrot and Truban as they will stunt the plants.

Additional Culture Information for Sunbini

pH/EC:	5.8 - 6.2 / 0 - .6
Growing Temperature:	65-72°/65-72°
Holding Temperature:	50-60° outdoors
Water Requirements:	Dry to Moderate
Planting and Timing:	Spring through Summer Finish. Standard Plants Per pot.
Finish Times in Weeks:	For 4-5", 4-6; for 6"/gallon, 5-7; for 8", 7-9; for 10-12", 10-12
Spring Outdoor Finish:	Do not finish outside

Notes:

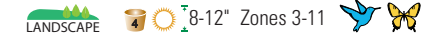
For pots 6" and smaller, pinch at transplanting only. For hanging baskets and pots larger than 6", soft pinch at planting, additional pinches as needed. No PGRs needed. Plants are sensitive to Sumagic® but 2500 ppm B-9 is effective if needed.

AWARD WINNER

Sunbini *Sanvitalia*
12 Awards
Including: Top Performer,
Michigan State

GARNET BROCADE™

Sedum hybrid



With its burgundy bronze foliage and matching flowers, Garnet Brocade is a glowing, heat-tolerant gem. The flowers appear in June and last until early October. A Proven Winners Perennial.



GARNET BROCADE™ *Sedum hybrid* GARNET USPP18260 Can2723

Growing Tips for GARNET BROCADE™

- Preventive fungicides recommended at transplant.
- Requires high light in production.
- Needs 200 ppm fertilizer for optimal growth.
- Warm and slightly dry conditions after transplanting speeds root in and growth. Plant in mid-summer for fall flowering.
- Mildew can be problematic, treat as needed.
- Production for summer through fall sales.

Additional Culture Information for GARNET BROCADE™

pH/EC:	5.8 - 6.2 / .6 - .9
Growing Temperature:	65-72°/55-65°
Holding Temperature:	40-50° outdoors
Water Requirements:	Moderate to Moist
Planting and Timing:	Early Spring through Fall Finish. Standard Plants Per pot.
Finish Times in Weeks:	For 4-5", 6-8; for 6"/gallon, 8-10; for 8", 8-10; for 10-12", 10-12
Spring Outdoor Finish:	First to go outside

Notes:

One soft pinch, 1 week after liner planting. Second pinch optional. Florel® at 500 ppm is also effective at increasing branching. B-9/Cycocel tank mix will control growth; however, growing plants dry will also control growth. Larger plants with better branching and form will occur with vernalization. Will bloom naturally during the short days in late summer and fall. To bloom earlier in the season, you can manipulate the photo period.

WHIRLWIND® / NEW WONDER®

Scaevola

LANDSCAPE  8-12"



Top 50
Baskets

NEW WONDER®
Scaevola aemula Newon® US PP10584 Can1710



Top 50
4.25 containers

WHIRLWIND® Blue
Scaevola hybrid Scabithalis® US PP17840 Can2596



Top Seller

WHIRLWIND® White
Scaevola hybrid Scawhalis® US PP15003 Can046

Don't be fooled by their delicate, lacy flowers and gracefully mounding/spreading habit. Fan Flowers are native to the Bush country of Western Australia. Constantly in flower, these combo stars also boast attractive foliage and a well-branched habit. Whirlwind Blue has fade-proof purple-blue flowers, looks great in a four-inch pot, and is ideal for landscaping. Whirlwind White continues to set the standard for season-long performance and immunity to temperature extremes and tough conditions. And New Wonder, the first Proven Winners success, continues to bring beauty and enjoyment to millions of home gardeners.

Growing Tips for WHIRLWIND®


- Requires high light in production.
- Needs 200 ppm fertilizer.
- Prefers warmer production temperatures.
- Australian plants prefer to have little or no phosphorous added.
- Sensitive to cold temperatures but makes a great spring and summer sales item.
- Whirlwind White is more vigorous than Whirlwind Blue.

Additional Culture Information for WHIRLWIND® and NEW WONDER®

pH/EC: 5.5 - 5.8 / .6 - .9
 Growing Temperature: 65-72°/65-72°
 Holding Temperature: 50-60° outdoors
 Water Requirements: Moderate to Moist
 Planting and Timing: Early Spring through Fall Finish. Standard Plants per pot.
 Finish Times in Weeks: For 4-5", 4-6; for 6"/gallon, 5-7; for 8", 7-9; for 10-12", 10-12
 Spring Outdoor Finish: Do not finish outside

Notes:

For pots 6" and smaller, pinch at transplanting only. For hanging baskets and pots larger than 6", soft pinch at planting and additional pinches as needed. Sumagic® at 2-5 ppm has been effective at controlling growth.



WHIRLWIND® Blue
Scaevola hybrid

NEW WONDER®
Scaevola aemula

WHIRLWIND® White
Scaevola hybrid

SNOWSTORM® *Sutera* hybrids (Bacopa) 🌿 🌱 🌿 6-8" 🦋

Our *Sutera* varieties show what happens when you start with the best genetics, then continually improve them. In hanging baskets and containers, *Sutera*'s glimmering, star-shaped flowers add beauty and texture, but its delicate looks are backed by durability and vigor.

Growing Tips for SNOWSTORM®

- High light in production is essential in early season. Light shade is required for summer production.
- Needs 150-200 ppm fertilizer for optimal growth.

Growing Tips for GIANT SNOWFLAKE™

- You must keep Giant Snowflake under control, especially under dark weather conditions. It should be treated with 500-750 PPM of B-9.
- Needs 150-200 ppm fertilizer for optimal growth.

Additional Culture Information for *Sutera*

pH/EC: 5.5 - 5.8 / .6 - .9

Growing Temperature: 65-72°/65-72°

Holding Temperature: 50-60° outdoors

Water Requirements: Moderate to Moist

Planting and Timing: Early Spring through Summer Finish. Standard Plants Per Pot.

Finish Times in Weeks: For 4-5", 4-6; for 6"/gallon, 5-7; for 8", 7-9; for 10-12", 10-12

Spring Outdoor Finish: Last to go outside

Notes:

Pinch as needed or to shape plants. Do not allow plants to dry out as they will drop both buds and flowers causing the plants to cycle out of bloom for several weeks.

AWARD WINNER

SNOWSTORM® *Sutera*

5 Awards

Including: Outstanding Rating, Disney Trials



SNOWSTORM® Blue
Sutera hybrid™ USPPAF CanPBRAF



SNOWSTORM® GIANT
SNOWFLAKE™ *Sutera* hybrid™ DANVAR00F US17886 Can2861

Top 5
P. Allen Smith
Platinum Collection



SNOWSTORM® Pink
Sutera hybrid™ USPPAF CanPBRAF



SNOWSTORM® White
Sutera hybrid™ Blizzard US10986 Can1641

Top 50



SNOWSTORM® Blue *Sutera* hybrid
SNOWSTORM® White *Sutera* hybrid

SNOWSTORM® GIANT SNOWFLAKE™
Sutera hybrid

SNOWSTORM® GIANT
SNOWFLAKE™ *Sutera* hybrid
SNOWSTORM® Pink *Sutera* hybrid

SNOWSTORM® GIANT
SNOWFLAKE™ *Sutera* hybrid
SNOWSTORM® Blue *Sutera* hybrid

CATALINA® *Torenia* hybrids



Catalina varieties are high-value plants with an extra helping of heat tolerance and oversized blooms. They are also among the few varieties that bloom in full shade. Encourage your retailers to create simple bench cards that say Flowers for Shade, and you'll see sales soar.

Growing Tips for CATALINA®

- Prefers warmer production temperatures; cold, wet conditions can stunt growth.
- Light shade is best for optimal growth.
- Needs 200 ppm fertilizer.
- Application of Florel® delays flowering 8-10 weeks.
- Best for 4" production.
- Bronze foliage can be indicative of too high light in production and/or too cold of temperatures. Bronzing will not go away, and plants must grow new foliage without the damage.

Additional Culture Information for CATALINA®

pH/EC: 5.5 - 6.2 / .6 - .9
 Growing Temperature: 65-72°/70-75°
 Holding Temperature: 70-75° outdoors
 Water Requirements: Moderate to Moist
 Planting and Timing: Spring through Summer Finish. Standard Plants Per Pot.
 Finish Times in Weeks: For 4-5", 4-6; for 6"/gallon, 5-7; for 8", 7-9; for 10-12", 10-12
 Spring Outdoor Finish: Do not finish outside

Notes:

For pots 6" and smaller, pinch at transplanting only. For hanging baskets pots larger than 6", soft pinch at planting, additional pinches to shape can be used. Should not need PGRs, as they are naturally compact.

AWARD WINNER

CATALINA® *Torenia*

36 Awards
 Including: Top Pick, Dallas Arboretum;
 Best Old Variety, University of Tennessee



CATALINA® Midnight Blue
Torenia hybrid ^{USPP17878 Can2815}



CATALINA® Blue
Torenia hybrid ^{USPP16948 Can2527}



CATALINA® Pink
Torenia hybrid ^{USPP17105 Can2525}



CATALINA® Gilded Grape
Torenia hybrid ^{USPPAF CanP88AF}



CATALINA® White Linen
Torenia hybrid ^{USPPAF CanP88AF}

SUMMER WAVE® *Torenia* hybrids



SUMMER WAVE® Amethyst
Torenia hybrid *Sunreniraga USPP14302 Can2382



SUMMER WAVE® Blue
Torenia hybrid *Sunrenilabi USPP10843 Can1066



SUMMER WAVE® Large Violet
Torenia hybrid *Sunrenilamu USPP15684 Can2471

Synonyms for Summer Wave varieties include fast, easy, and versatile. Great as groundcovers, fantastic in window boxes and hanging baskets, and the ideal choice for combos, their deep, dark flower colors look amazing against a background of silver or lime green foliage plants.

Growing Tips for SUMMER WAVE®

- Prefers warmer production temperatures; cold, wet conditions can stunt growth.
- Light shade is best for optimal growth.
- Needs 200 ppm fertilizer.
- Application of Florel® delays flowering 8-10 weeks.
- Best in gallons and baskets.
- Bronze foliage can be indicative of too high light in production and/or too cold of temperatures. Bronzing will not go away, and plants must grow new foliage without the damage.

Additional Culture Information for SUMMER WAVE®

pH/EC: 5.5 - 6.2 / .6 - .9
 Growing Temperature: 65-72°/70-75°
 Holding Temperature: 70-75° outdoors
 Water Requirements: Moderate to Moist
 Planting and Timing: Spring through Summer Finish.
 Standard Plants Per Pot.
 Finish Times in Weeks: For 4-5", 4-6; for 6"/gallon, 5-7; for 8", 7-9;
 for 10-12", 10-12
 Spring Outdoor Finish: Do not finish outside

Notes:

For pots 6" and smaller, pinch at transplanting only. For hanging baskets pots larger than 6", soft pinch at planting, additional pinches to shape can be used. 10-15 Sumagic® spray is effective on Summer Wave.

AWARD WINNER

SUMMER WAVE® *Torenia*

35 Awards
 Including: Exceptional Performer, University of Florida; Best of Species, Penn State; Top Performer, Missouri Botanic Garden



SUMMER WAVE® Amethyst *Torenia* hybrid



SUMMER WAVE® Blue *Torenia* hybrid



SUMMER WAVE® Large Violet *Torenia* hybrid

SUPERBENA® Verbena hybrids



With their larger flowers, vivid colors, and upright/cascading habit, Superbena are the big boys of the Verbena family.

SUPERBENA® Royale Chambray *Verbena hybrid* 'Aktiv571-1' USPPAF CanPBRAF

Early compact habit of Royale Chambray makes it great for Grande™ container production, but it still becomes a vigorous spreading plant for the consumer. The lavender flowers are sweetly fragrant and the exceptional branching creates cascades of flower clusters. New this year.

Growing Tips for SUPERBENA® Verbena

- High light in production is essential.
- Needs 200 ppm fertilizer.
- Preventive fungicides recommended at transplant.
- Superbena is our most vigorous series of Verbenas.

Easiest SUPERBENA® to Grow

Propagators recommend Superbena Purple as the easiest Superbena to grow in a 4.25 container.

Additional Culture Information for SUPERBENA® Verbena

- pH/EC: 5.5 - 6.2/6 - .9
- Growing Temperature: 65-72°/60-70°
- Holding Temperature: 40-50° outdoors
- Water Requirements: Moderate to Moist
- Planting and Timing: Early Spring through Fall Finish. Standard Plants Per Pot.
- Finish Times in Weeks: For 4-5", 4-6; for 6"/gallon, 5-7; for 8", 7-9; for 10-12", 10-12
- Spring Outdoor Finish: Last to go outside

Notes:

One pinch at liner planting. Trim back as needed. Sumagic® at 5-10 ppm may be used to keep neighboring pots from growing into each other. Growth can be controlled using lower temperatures. Powdery mildew can be a problem. A routine preventative spray program is encouraged.

AWARD WINNER

SUPERBENA® Verbena

67 Awards
Including: Superior Rating, Penn State; Exceptional Performer, University of Florida; Superior Rating, Disney




SUPERBENA® Burgundy *Verbena hybrid*



SUPERBENA® Large Lilac Blue *Verbena hybrid*



SUPERBENA® Burgundy *Verbena hybrid* 'USBENAL5' USPP14851 Can1825



SUPERBENA® Coral Red *Verbena hybrid* 'AKV98-01' USPPAF CanPBRAF



SUPERBENA® Dark Blue *Verbena hybrid* 'USBENAL2' USPP14853 Can1826



SUPERBENA® Large Lilac Blue *Verbena hybrid* 'USBENAL11' USPP14854 Can1827



SUPERBENA® Pink Parfait *Verbena hybrid* 'AKV344-01' USPPAF CanPBRAF



SUPERBENA® Pink Shades *Verbena hybrid* 'USBENAL20' USPP14870 Can1829



SUPERBENA® Purple *Verbena hybrid* 'USBENAL25' USPP14883 Can1831



SUPERBENA® Royale Chambray *Verbena hybrid* 'AKV571-1' USPPAF CanPBRAF



SUPERBENA® Royale Chambray *Verbena hybrid*

BABYLON® Verbena hybrids



Free flowering and the earliest-blooming Verbena available, Babylon has a mounding, cascading habit that is ideally suited for 4" production, hanging baskets, and window boxes.




BABYLON® Carpet Blue
Verbena hybrid[®] Wilmex USPP12279 Can1847



BABYLON® Deep Pink
Verbena hybrid[®] Wilmex USPP15932 Can2139



BABYLON® Light Blue
Verbena hybrid[®] Dulciana USPP13403 Can1844



BABYLON® Neon Rose
Verbena hybrid[®] Starline USPP15688 Can2053



BABYLON® Purple
Verbena hybrid[®] Wilmex USPP12292 Can1848



BABYLON® Red
Verbena hybrid[®] Diana USPP13126 Can1846

Top Seller



BABYLON® White
Verbena hybrid[®] Vertis USPP12288 Can1839

Top Seller

TAPIEN® Verbena hybrid



If it's a wall-to-wall flowering carpet groundcover, a container must-have, and the perfect bedding plant, it can only be Tapien. Neat, multi-branching, and with refined, well-shaped foliage.



Top 50

TAPIEN® Blue Violet
Verbena hybrid[®] Summarel TP-V USPP9411 Can1081

TUKANA® Verbena hybrids



Tukana is an early-blooming series with large flowers on slightly elliptical heads and broad leaves. Vivid colors and a dense, mounded form add to its appeal. Performs well in small containers but even better in large containers, hanging baskets, and in the landscape.



TUKANA® Raspberry
Verbena hybrid[®] Raspensa USPP18079 CanPBAA
in 4.25 Grande® SS container

TUKANA® Scarlet Star
Verbena hybrid[®] Sci USPPAF CanPBAA
in 4.25 Grande® SS container

Top 50

TUKANA® Scarlet
Verbena hybrid[®] Scarleta USPP18751 Can0538
in 4.25 Grande® SS container

TUKANA® White
Verbena hybrid[®] Biancova USPP13219 Can1843
in 4.25 Grande® SS container

Top Seller

Growing Tips for BABYLON®, TAPIEN®, and TUKANA® Verbena

- High light in production is essential.
- Needs 200 ppm fertilizer.
- Preventive fungicides recommended at transplant.

Additional Culture Information for BABYLON®, TAPIEN®, and TUKANA® Verbena

pH/EC:	5.5 - 6.2 / .6 - .9
Growing Temperature:	65-72°/60-70°
Holding Temperature:	40-50° outdoors
Water Requirements:	Moderate to Moist
Planting and Timing:	Early Spring through Fall Finish. Standard Plants Per Pot.
Finish Times in Weeks:	For 4-5", 4-6; for 6"/gallon, 5-7; for 8", 7-9; for 10-12", 10-12
Spring Outdoor Finish:	Babylon: First to go outside; Tukana and Tapien: Last to go outside

Notes:

One pinch at liner planting. Trim back as needed. Sumagic® at 5-10 ppm may be used to keep neighboring pots from growing into each other. Growth can be controlled using lower temperatures. Powdery mildew can be a problem. A routine preventative spray program is encouraged.

AWARD WINNERS

BABYLON® Verbena

15 Awards
Including: Excellent Rating, Massachusetts Horticultural Society;
One of the Best, Penn State; Leader of the Pack, North Carolina State

TUKANA® Verbena

28 Awards
Including: One of the Best, Penn State; Top Performer, Michigan State;
Leader of the Pack, North Carolina State