

GardenNOTES



NORTHWEST HORTICULTURAL SOCIETY

SPRING 2009

DESIGNING FOR SMALL SPACES

PHIL WOOD

DESIGNING FOR SMALL SPACES, mainly an urban phenomenon in the past, now reaches into the suburbs as home sizes increase and lot sizes shrink. Large gardens can benefit from small garden design ideas too; dividing them into smaller spaces creates diversity and intimacy.

When working with limited space, plan carefully for the activities in your garden and make a list of your priorities. A place to entertain guests and share a meal may top your list. Allow a minimum of eight feet by eight feet for a table for four, allowing room to slide chairs in and out from the table. When laying out your sitting area, try out your table and chairs to see how the space functions.

Create unity in a small space with the theme or style: contemporary, Asian, or traditional. Repeat the style of the interior of your home or try something new. Choose every element—furniture, containers, paving and fencing—to carry out the style and tie the design together.

Lawns can work well in small gardens. Think of them as green carpets. Lawns or paving provide open space in the composition: a good foil for lushly planted beds.

For vegetable growing, consider a raised bed. Even a bed four feet square produces a bounty of vegetables. Grow herbs in pots, tucked into a sunny corner.



This small garden incorporates space for outdoor dining and relaxing. A wood fence and evergreen plants provide privacy. (Phil Wood)

To make a small space appear larger, blur the edges. A hard line stops the eye; obscure the top of a fence or wall with trees or shrubs tall enough to break up the straight line. Consider growing climbing plants on a fence to soften it and a maximum impact of foliage and bloom in a small space. Use walls, hedges, and screens inside the garden too. The garden appears larger

if you cannot see the entire space at once.

Borrow a view to increase the apparent size of the garden, whether it's a traditional view of water or mountains or a handsome roofline on a neighbor's house. Hide views you don't want with a tree or hedge.

Play with the classical concept of axis, a long line of view across the ►

DESIGNING FOR SMALL SPACES . . . continued from page 1



*Before redesign, this small garden offered little interest.
(Phil Wood)*

garden. Add a focal point at the end of the axis, such as a pot, sculpture, or dramatic plant to increase apparent size of the garden, drawing the eye deeply into it. The axis can start from a door or window to extend the view from inside the house.

Informality has its place too. Design a path that curves out of sight to create mystery as to what is around the corner. Add a circular patio in a narrow space to visually widen it.

Furniture brings a decorative element, an accent in a small space. The style of the furniture further embellishes the theme of your garden: contemporary or classical. Be willing to splurge on a set that will add to your design. Well-built furniture will last for decades. Even if it's not frequently used, furniture adds a human presence.

Take advantage of the surface underfoot to add rich pattern to your composition. Add quiet elegance with natural stone, or lay pavers in a colorful pattern to create excitement. Use the same stone throughout the garden to tie it all together, or vary the material from area to area to add variety.

Plants, of course, are an essential part of a garden and in planting design for a small space every decision counts. Use foliage to create depth. Place bright colors closer to where you primarily view the garden and place darker leaves in the background. Placing finer leaves in the back of a bed and bolder leaves toward the front will make the bed look deeper too. Don't shy away from bold foliage and large leaves: they add drama to a small space.

Editing—removing plants that don't do well or that you decide are out of place—is vitally important. Grow plants that you love, that thrive with the amount of time you have to tend them, and extend the garden scheme. Life is too short

and gardens too small to put up with plants that don't make you smile.

Consider using containers. The containers themselves are decorative elements and carry out the theme of the garden. Terra cotta gives a Mediterranean feel, cast stone brings a classical touch, and bright colors will add a contemporary look. Containers enable you to feature a plant such as a rose that looks splendid in bloom, and then tuck it out of sight around a corner in the off season when it offers only bare sticks in a pot.

Gardens from other places and times provide inspiration for small space gardens. Japanese gardens are renowned for creating a world in a small space through attention to detail and compact size of plants. Chinese scholar's gardens feature a series of linked courtyards enriched by intricate paving. Visit the Chinese gardens in Vancouver B.C., Portland, Oregon, and soon at the Seattle Chinese Garden, whose first courtyard will be completed later this year. Gardens in the Mediterranean and in Mexico have courtyard traditions worth studying too, and don't forget the English cottage garden.

Small spaces have their advantages. Simple changes make a big difference. In spite of limited room, you can reach out and embrace a whole world of gardening in your own backyard. 🌿

Phil Wood is the owner/principal of Phil Wood Garden Design in Seattle.

[Editor's note: For an upcoming tour of the Seattle Chinese Garden, see page 8. For more about gardening in small spaces Lois Pendleton discusses container gardening on page 9.]

When the garden was redesigned, rustic paving underfoot provides rich texture and plants prevent viewing this small garden all at once. (Phil Wood)



GREAT PLANT PICKS 2009:

TWO COLLECTIONS OF STURDY GROUNDCOVERS

ALEX LAVILLA



Geranium macrorrhizum 'Album' (Richie Steffen)

THE 2009 GREAT PLANT PICKS (GPP) continues in the tradition of selecting the best plants for Pacific Northwest gardeners. While not particularly “unusual” selections, they focus on reliable, trustworthy plants which can be grown by any gardener of average skill level.

This year, the perennial and bulb category introduces two collections of plants that work exceptionally well for groundcover: campanulas and hardy geraniums. While groundcovers may not be at the top of your “must have” wish list of plants for 2009, we cannot ignore them as a fundamental component of many successful garden designs. A well placed groundcover with the right foliage texture and color can be instrumental in achieving a sense of cohesiveness, balance, and structure in the garden.

The low growing campanulas are particularly interesting in this regard. Under larger perennials, shrubs, or trees they are most happy in sun to partial shade. Some summer water is recommended for best flowering but they will take drought once established. *Campanula poscharskyana* is the most vigorous of the lot, perfect for naturalizing in wild garden areas around *Camassia*, *Digitalis grandiflora*, and *Dicentra spectabilis* ‘Gold Heart’.

Campanula poscharskyana ‘Blue Waterfall’ is more restrained, forming small, elegant mounds covered with draping masses of starry, violet-blue flowers all summer. Carl Elliott, a

member of the GPP Perennial Committee calls it stunning as a low border along the base of a dwarf English boxwood hedge where the masses of flowers can nestle up into the foliage.

Campanula portenschlagiana ‘Resholdt’s Variety’ is exceptional for its vivid, deep violet-blue flowers. Interspersing it with *Hakonechloa macra* ‘Aureola’ and *Hosta* ‘June’ over a large area makes an attractive display of mixed foliage and texture.

Campanula ‘Birch Hybrid’, a smaller member of the group, happily displays clusters of elongated bells in a deep, vivid purple. It needs twelve inch spacing to form a solid mass planting like a “traditional” groundcover. In a mass planting with *Carex oshimensis* ‘Evergold’ its restrained exuberance comes to the fore.

A little tougher and more of a workhorse but not without its own unique beauty is *Geranium macrorrhizum*. Its varied cultivars bloom in late spring/early summer in shades of pink, magenta, and white making uniform mounding clumps 18 by 24 inches. A premier choice for dry, partially shaded locations, the thick, fleshy roots thrive in even the most difficult situations under established shrubs, cedars, or firs. The fuzzy, aromatic, maple-like foliage remains evergreen in mild winters taking on orange-red tones in colder weather. The scent of the foliage, while pleasing to many, is a definite turn off for deer. More succulent deer attracting perennials like *Dicentra* have been known to hide out in its midst relatively unscathed after a run of midnight snacking. *Sarcococca ruscifolia* and creeping *Mahonia repens* make handsome companions paired with this outstanding geranium in those hard to handle “no fly” zones we all seem to encounter.

Lastly, *Geranium* × *cantabrigiense* and its cultivars are more diminutive in stature but not in spirit. Full parking strips covered in the 8-10 inch high shiny green foliage can look springtime fresh even after a relatively hot and dry Seattle summer. The faded flowering stems also add some interesting textural accents hovering above the deer resistant foliage after the spring show has finished.

All in all, these two collections will serve you well in numerous garden situations helping to resolve difficult site issues. 🌱

Alex LaVilla is the perennials buyer at Swanson’s Nursery and is the Great Plant Picks Perennial and Bulb Committee chair.

VOLUNTEER PROFILE: RAY LARSON

ANN LEVASSEUR

NHS BOARD MEMBER Ray Larson is no newcomer to NHS and the Center for Urban Horticulture (CUH). I first got to know Ray when he was facilities coordinator at CUH, and I was co-chair of the fall plant sale. Without his more-than-generous help, we might not have had a sale. He knew where to find everything, how to do whatever we needed, and was always available to help. (He confesses that NHS was the easiest group to work with.)

At the same time that he was being so helpful to NHS, Ray was working on his master of science degree in urban horticulture at the University of Washington, focusing on public garden management. During 2003-04 he was an intern at the Elisabeth Miller Botanical Garden. He left CUH in 2005 after completing his academic requirements at the UW.

Ray is now head gardener at Hill-Crest, the 1.5 acre University of

Washington owned home of UW President Mark Emmert. Those of you who went on his guided tour last year have seen his skills at work in this venue.

In addition to Ray's contributions as a gardener and NHS board member, his expertise with audio-visual equipment is invaluable. He makes sure the equipment is in place and functioning and comes to the rescue when things malfunction in the midst of a presentation. If you've ever sat through stuck slides or not being able to hear the speaker (and who hasn't),



you know how important this expertise can be.

Ray often jokes that this ability is the main reason that he was asked to join the NHS Board in 2007.

Ray credits his involvement in NHS to our longtime support of the Miller Library and CUH, and the influence of Richard Hartlage, past president of NHS and former director of

the Miller Garden. Join me in thanking Ray for all he does for NHS. 🌱

Ann LeVasseur is an NHS board member and NHS treasurer.

~ WELCOME NEW MEMBERS ~

Mary Angiuli
Cathy &
Ray Bachman

Terri Bates
Shellie Batten
Sara Bracken
John G. Brew
Anne Wartone
Bridgeland
Russ Brubaker &
Peter Quigley

Mark Bruce
Kathleen Butler
Lorna Cammaert
Patty Campbell
Christa Carter
Susan Christoferson
Carrie Cone

Cindy Cooper
Jeremy Cooper
Kathryn Danner
Julia Darby
EagleSong
Virginia Eggertsen
Elizabeth Fikejs
Joanne Flagel
Carolyn Foster
Kathleen Fujino
Faith Gant
Shannon Glass
Kay Gordon
Janet Graves
Barbara Grecco
Shannon Grina
Kathleen Grube
Barbara Hallinan

Steve Hanson
Margaret
Hayes-Thombre
Ellen Hecht
Sally Isaiou
Carolyn Jackson
Tia Jensen
Suzanne Kalish
Wendy Kelley
Anne Keppler
Margot Ketcham
Diane Knutson
Andreas Kolshorn
Susan Landon
Diane Larkin
Karen Larson
Nancy Lechner
Robert Lee

Mark & Joanie Lyke
Liz MacPhail
Nancy Maio
Don Martin
Christina Martin
Caroline Mass
Nicki McMahan
Maureen Melville
Sandy &
Ted Milam
Melania Morris
Nina Morrison
Janice Murphy
Eva Nagy
Janet O'Connor
Shannon Olsen
Thomas Orejuela
Anne Platzner

Miriam Preus
Henne Queisser
Margaret Kelly Rambo
Ginger Reed
Sue Rosenberg
Wendi Siebold
Diane Bennett
Simpson
Christine Sydneysmith
Toni Tully
Paddy Wales
Deborah Wheeler
Liisa Wihman
Jodie & Chuck
Wischman
Diane Woodward
Judith D. Yeatman

MILLER LIBRARY NEWS

BRIAN THOMPSON

THE SEATTLE-CHRISTCHURCH Sister City Association is an enthusiastic bunch of folks. They love everything New Zealand including their native plants and books about them.

Recently, after a tour of the Elisabeth C. Miller Library, the Association generously donated money to buy several additional books for our collection: titles not readily available except directly from the New Zealand publishers.

But there's a catch. The shipping from New Zealand is almost as expensive as the books. So these intrepid souls polled their membership and found two members who were going to visit their home country soon and were willing to bring books back in their luggage. An amazing contribution, as some are *very* heavy, including the main attraction.

Because of "a happy marriage of a love of painting and a love of the New Zealand bush," Audrey Eagle has been painting the woody flora of her homeland since the 1950s. A skilled artist, she also has a keen and accurate eye for botanical detail, creating life-size, accurate rendering of trees, shrubs, and vines.

While some of her paintings have been published before, Te Papa Press has now produced *Eagle's Complete Trees and Shrubs of New Zealand*—a comprehensive collection with over 800 plants—in a two volume set. These are magnificent books: a delight for their artistry and for the shapes and colors of a distinctly foreign flora.

Far more than just art books, these are also excellent for plant identification, even if a bit big for lugging into the field. Eagle is also an excellent researcher and she writes the notes on her subjects including Maori and the often enchanting common names.

What if you don't live in Christchurch, Wellington, or Auckland? No problem. These books will introduce you to New Zealand plants. Others in our collection will explore the gardening possibilities. More on those at another time. 🌿

SAVE THE DATE!

**Elisabeth C. Miller Library's
4TH ANNUAL GARDEN LOVERS' BOOK SALE**

Center for Urban Horticulture

Wine and Cheese Preview Party, Silent Auction, and Book Sale

Friday, April 3, 5:00-8:00 pm

Tickets: \$20 (please purchase in advance at 206-543-0415)

BOOK SALE

Saturday, April 4, 9:00 am – 3:00 pm

Botanical art exhibit & sale both days

Brian Thompson is the manager and curator of horticultural literature for the Elisabeth C. Miller Library.

~ THANKS TO OUR 2009 PATRONS ~

The Wednesday Evening Lecture Series would not be possible without the tremendous support of our patrons. Their generosity helps NHS provide a world-class educational program for Northwest gardeners. Thank you, patrons!

Mr. & Mrs. Don G. Abel	Theresa Malmanger
Phoebe Andrew	Hans & Tina Mandt
Lois Andrews	James K. Marshall
Alison Andrews	Judy Massong
Barbara Asmervig	Bruce & Coco McDougall
Jim & Suzette Birrell	Shirley McEvoy
Constance Bollen	Irene & Robert Mills
G. Maria Carlos	Renee Montgelas
Barbara Carman	Ciscoe Morris
Patricia L. Church	Maureen Morris
Marianna Clark	Sue Moss
Michael Coie	John & Lee Neff
Stacie Crooks	Charles Ogburn
Lynn & Ralph Davis	Mary Palmer
Craig Delphey	T. Keith & Janet L. Patrick
Tanya DeMarsh-Dodson	Peg Pearson
Sue Dickson	Rose Peck
Tina Dixon	Lois Pendleton
Anita Dunn	Susan Picquelle
Mrs. Phil Durycie	Phyllis Pierce
Janet & Michael Endsley	Dianne Polson
Dave & Cindy Fairbrook	Suzanne Ragen
Carolyn Fisher	Sashi Raghupathy
Betsy Fitzgerald	Ravenna Gardens
Kathy Fries	Judy Redmond
Maren Gilliland	Pat Riehl
Marilyn Glenn	Elsa C. Rosenkrantz
Greg Graves	Nita-Jo Rountree
Pam & Jay Green	Marilou Rush
Mary Louise Griffin	Liz Sanborn
David B. Grimes,	Michelle Scannell
Yardworks Etc.	Gale & Marcel Schwarb
Jean Hanson	Stephanie Smith
Richard W. Hartlage	Leah Soltar
Joyce Hawkins	Richie Steffen
Deborah Heg	Nancy Strahle
Jackie Hightower	Sunnyside Nursery
Catherine Hillenbrand	Bernadette Swensson
Martha Holschen	Brian Thompson &
Gail & Ty Hongladarom	Jack Henry
Jocelyn Horder	Lois Vania
Deborah Horn	Marie Weiler
Darlene & Dan Huntington	Beth Weir
Lisa Irwin	Wendy Welch
Becky Johnson	Joanne White
Ann Keller	Carolyn Whittlesey
Katherine King	Madeleine Wilde
Karin Kravitz	Lois Willman
Kurt Laidlaw	Sherri Wilson
Denise Lane	Glenn Withey &
Raymond J. Larson	Charles Price
Barry & Susan Latter	Martha Woodman
Julie Lawrence	John A. Wott
Jeanne Marie Lee	Jennifer Wyatt
Ann LeVasseur	Kathy Yerke
Janet Lewinsohn	Zenith Holland Gardens
Kiki & Dave Lewis	Marlene & Lee Zuker

THE CONSOLATION OF PHILOSOPHY: ON LATIN, LOVE, AND LIVING WITH LOSS

DANIEL SPARLER

Damnant quod non intellegunt.
("They condemn what they do not understand.")—*Cicero*

WHEN I WAS A LITTLE BOY in Arkansas, my obstreperous old daddy would go soft around the edges at the end of the day and usher my brother and me off to bed with the sweet lament that "all good things must come to an end." Lately I've been trying to embrace the meaning of that maxim as the juggernaut of the Seattle Parks Department gears up to obliterate a big chunk of the garden my partner Jeff and I have created and nurtured over the last 17 years.

Urbes constituit aetas: hora dissolvit.
("A city is built in a lifetime, destroyed in an hour.")—*Seneca*

For those who have not followed the reports in *The Seattle Times*, KIRO radio, or KOMO television, I will spare you the sordid details. Suffice it to say that one-third of what we thought was our back yard in fact belongs to Seward Park. At this writing the outcome of the property dispute is still uncertain, but our prospects are gloomy. In the grand scheme of things our tiny tempest in a teapot is markedly miniscule. Nonetheless, our sense of loss is profound. Our deepest appreciation goes out to the dozens of garden enthusiasts who wrote letters of support to Parks Department officials and Seattle City Council members.

Sed quis custodiet ipsos custodet?
("But who will watch the custodians themselves?")—*Juvenal*

The stated goal of the Parks Department is to restore native vegetation along the western border of Seward Park in 11 areas (we are one of these) identified by a recent survey as encroachments. (Given the age of the apple trees in our next door neighbor's yard, the park boundaries had not been marked by the city in at least half a century.) An anonymous gift of \$1 million is funding the replanting operation, but there are no provisions for maintenance. Given the limited staffing of the Parks Department and the absolute lack of maintenance until this year of the parkland next to our yard, we have every reason to believe that any new plantings will soon revert to invasive blackberries (*Rubus discolor*), ivy (*Hedera helix*), and bindweed (*Convolvulus arvensis*).

Saepe creat molles aspera spina rosas.
("Often the prickly thorn produces tender roses.") *Urticae proxima saepe rosa est.* ("The stinging nettle is often next to the rose.")—*Ovid*

Although the actual living plants in established beds in our former garden have been granted a reprieve—Parks will allow them to stay—all trellises, plant supports, and most importantly, our entire composting operation and beloved garden shed must go, and in fact most likely will have been demolished by the time this article arrives in your hands, dear readers. The ground underneath the offending structures will be planted with "natives," and the Parks Department has hinted that they might invite our input. My vote? Go with

Ovid's suggestions: A pretty patch of *Urtica dioica* (stinging nettle) alternating with vigorous clumps of *Oplopanax horridus* (devil's club). All in good fun, of course, and with appropriate warning, to match the prominent "Poison Oak" sign in the park leading directly up to our yard at the only possible point of access from the park proper.

Omnia mutantur, nos et mutamur in illis. ("All things change and we change with them.")

Boëthius's sixth century treatise, *Consolatio Philosophiae* (*The Consolation of Philosophy*), teaches that we can never be secure until we have been abandoned by Fortune, that we should not exhaust ourselves by railing against what is beyond our control. December's arctic blast took out *Leptospermums* and *Acacias*; the Parks Department takes away an exotic garden in order to stick in some sword ferns. As the winter of our discontent (apologies to William Shakespeare) yields to the lengthening days of a waxing sun and other benign graces of spring, it will behoove us to move on in humility and gratitude, with both eyes on the horizon. 🌱

Sic transit gloria mundi
("Thus passes the glory of the world.")

Daniel Sparler is an NHS board member and a crusader for common botanical sense.



THE STORY OF PLANTS: DAPHNE

DANIEL MOUNT

IN 1841 EMERSON wrote, “It is thought a disgrace to love unrequited.” Though unrequited love seems so Victorian in this post-psychological world of online dating, I know this disgrace. For you see I am a lover of daphne, not the virgin nymph pursued by the lusty Apollo and changed into the laurel tree by her father as protection, but the genus of flowering shrubs. Yet daphne has not always been so willing to return that love.

Daphne is the Greek name for bay laurel. How the name transferred to the unrelated fragrant flowered plants in the Thymelaeaceae is rather vague, though some believe the word daphne has an even earlier origin in the Persian word for “odorous.” Of the 70 species in this genus of northern hemisphere shrubs, probably the one that comes to every gardener’s mind first is *Daphne odora* ‘Aureomarginata’. A rather gawky and unreliable shrub, its appealing fragrance, with hints of citrus and carnation, has enticed us all. For this fragrance it has been cultivated in its native China for thousands of years, reaching European gardens at the time Emerson was born. It was treated as a conservatory plant before entering the garden.

Daphne’s long history of cultivation in the West does not begin with this Chinese species though. Early Europeans used *D. gnidium*, *D. mezereum*, and *D. laureola* medicinally, though all parts of the plant are extremely toxic. The seeds of *D. mezereum*, whose specific name means “destroyer of life,” were once



Daphne odora ‘Aureomarginata’
(Daniel Mount)

used as a substitute for pepper because the glycosides they contain cause a burning sensation in the mouth and often death. Well, that’s one way to dispose of that lover who does not requite.

Though toxicity is generally true of the genus little else is. From alpine sub-shrubs like *D. petraea* and sub-alpine shrubs like *D. cneorum* to tall woodlanders like *D. bholua*, from the deciduous *D. genkwa* to the evergreen *D. odora*, there is a wide range of habit in the genus. And not all are fragrant. The invasive *D. laureola* with the ugly common name of spurge laurel is said by many gardeners to be at least night fragrant. My nose has rarely picked up a scent from this evergreen which I religiously edit, allowing it only the driest and shadiest spots in the garden where nothing else will grow. All other daphnes need a very

specific siting to achieve ultimate growth and flowering.

Of the many fine variegated forms, I am particularly fond of the *D. x burkwoodii* cultivars ‘Carol Mackie’, now a garden classic, and the stunner ‘Brigg’s Moonlight’. But all is not variegation either; the deep purple black foliage of *D. x boutteana* ‘Louis van Houtte’ makes a powerful statement when paired with golden leaved plants, and has the tough nature of one parent, *D. laureola*.

Now that I garden in the cold Snoqualmie Valley toughness is a quality I look for in daphnes. I am currently growing *D. x transatlantica* ‘Eternal Fragrance’, which blooms from March to November, and *D. odora* ‘Zuiko Nishiki’. Both planted in a berm for drainage have been under two feet of water twice this winter, and in between floods have experienced temperatures in the single digits for a week. They show little evidence of giving up, and the promise of flowers to come.

Emerson was hopeful, “. . . the great will see that true love cannot be unrequited.” And this gardener who loves daphne has received his returns. 🌱

Daniel Mount writes regularly for Garden Notes, exploring the relationships between plants and people. He works as a gardener and designer in the Seattle area.

WINDCLIFF FUNDRAISER UPDATE

NITA-JO ROUNTREE

BECAUSE OF THEIR LONG friendship, Dan Hinkley was able to persuade Roy Lancaster to participate in the NHS fundraiser at Dan's Windcliff garden Labor Day Weekend 2009. This is an amazing coup for NHS!

Roy Lancaster and Dan Hinkley are legends in their own time. They are world renowned plant explorers, widely acclaimed authors, award-winning horticulturists, and witty and informative speakers. The opportunity to brush elbows with them both in Dan's incredible garden is an unbelievable opportunity—and *tickets are selling fast*.

There will be two different sessions available: an early afternoon or late

morning (depending on ferry schedules) group who will enjoy light refreshments while going on self-guided tours of Windcliff. Price: \$65.00/members and \$85.00/non-members. A late afternoon group will first hear Roy's lecture titled, "Plants I Don't Grow but Wish I Did" at the Indianola Clubhouse. Next, they will be transported to Windcliff where they will enjoy wine and a light buffet dinner. Price: \$195.00/members and \$225.00 non-members. Both groups will board the ferry to Kingston at Edmonds to be bused to their destination.

A special thank you goes to **Wells Medina Nursery** and **Monrovia** for co-sponsoring this event. 🌿



Windcliff (Dan Hinkley)

Nita-Jo Rountree is past president and currently NHS membership chair.

[Editor's note: At press time these events have sold out. To be placed on the waiting list, e-mail nw hort@aol.com.]

See page 10 for information on Dan Hinkley's new book and book launch party on May 27th.


TOUR LOCAL AND REGIONAL GARDENS WITH NHS: HIDDEN TREASURES OF SOUTH SEATTLE

RENEE MONTGELAS

THURSDAY, APRIL 30 9:30 AM – 3:00 pm

SPRING IS A GREAT TIME TO explore South Seattle's garden treasures. We start at Kubota Garden, a 20-acre American-Japanese garden created in the 1930s by renowned landscaper Fujitaro Kubota. During the next 60 years the garden was expanded by the Kubota family to become an urban refuge of waterfalls, ponds, rock outcroppings, and a rich plant collection.

We then head to the South Seattle Community College (SSCC) Arboretum for a tour of the dwarf conifer garden and several other specialty gardens. It should be noted that in 2008, NHS awarded a \$2,500 grant to the Anna Mason Perennial Garden, located inside the Arboretum, to renovate it into a waterwise perennial garden. Highlighted on this tour is a guided visit to the Seattle Chinese Garden located adjacent to the SSCC Arboretum. The Sichuan-style garden, still under construction, will showcase the four elements in Chinese gardens: plants, stone, water, and architecture.



Kubota Garden (Mary Palmer)

It will be one of the largest Chinese gardens outside of China. Lunch will be provided by the SSCC Culinary Arts School.

Fee: Members \$45, Non-members \$65 (Fee includes lunch)
Limit: 28 (drive yourself; carpooling encouraged)

SUMMER TOURS: PORTLAND, WHIDBEY ISLAND, AND SKAGIT VALLEY/ANACORTES

FOR A SUMMER GET-AWAY weekend, join us for a bus trip to the Portland area July 25-26 to visit some private gardens. We'll make a stop at famed Cistus Nursery on the way home.

In the planning stages are day tours of Whidbey Island and Skagit Valley/Anacortes area gardens.

For all tour reservations and information, please see the NHS website <http://www.northwesthort.org>. 🌿

The NHS tour committee is lead by Gillian Mathews, Renee Montgelas, and Mary Palmer.

SPRING CONTAINER GARDENING: BEAUTY IN SMALL SPACES

LOIS PENDLETON

AFTER THE WILD and wacky winter that we've had in the greater Seattle area this year, it's time to think about spring planting. And for immediate gratification, think about planting in containers. Whether it's to direct traffic, frame a view, or enhance an entry, the steps are simple and the results can be as stunning as complex in-the-ground landscaped beds.

Start by looking at the shapes and colors around your home and neighborhood. Take some time to watch the light levels and the direction of the sun in the areas you want to place your containers. Consider traffic patterns from the house to the garden, and views from the inside that might benefit from a focal point.

CONTAINER

Choosing pots can sometimes be as perplexing as choosing light fixtures for your remodeled kitchen. There are so many choices! Let the pot style be driven by the setting, which includes the building architecture. Simpler is often better so that the plants can be the stars of the stage. Bigger can be better too. Scale creates drama. In selecting the right container, make sure it has holes in the bottom for adequate drainage.

SOIL

Container gardens are a living system, so good soil is as important as good food for your body. Potting mix is designed to balance water retention with good drainage. It should be dark in color, smell woody, and be



Phormium 'Pink Flamingo',
Hebe 'Red Edge', Heuchera 'Peach
Flambe', Calibrachoa 'Terra Cotta'
(Wendy Welch)

able to hold its shape but easily break apart with the tap of a finger. Fill your containers with premium potting soil before introducing the plants.

PLANTS

A well-balanced container utilizes a centerpiece, fillers, and spillers. If you base your plant choices on shape, texture, and overall characteristic of the plants, you can have containers that look good year round. A single centerpiece creates structure. *Mahonia*

× media, red twig dogwood, or dense boxwood are good candidates for the architectural thriller. Place fillers—lacy ferns, heucheras, or grasses for example—in groups to give your container a sense of harmony. Add trailing plants, like *Ceanothus* 'Diamond Heights', *Bacopa*, or ivy to cascade dramatically over the side. For additional artistic expression, consider strong punches of color, such as chartreuse and vivid purple and perhaps a seasonal accent.

MAINTENANCE

Adequate water is critical to keeping your containers healthy and handsome. As the weather warms up, you might need to water once a day. Your watering checklist includes: Water the soil not the plants, water until the roots are thoroughly hydrated and water emerges from the bottom of the pot, and let the top inch of soil dry out between waterings. Let your plants indicate if they need more food in the form of an all-purpose organic fertilizer. Avoid synthetic fertilizers which kill the microorganisms in the soil.

A garden container can be anything that holds soil and provides drainage. The possibilities are endless. The plant material you'll find in nurseries this spring can fill your containers with brilliant vignettes for the rest of the year. Start now; spring is just around the corner. 🌱

Lois Pendleton is an NHS board member and owner of a container gardening business now based in Leavenworth.

NHS BULLETIN BOARD

Book Launch Party

WEDNESDAY, MAY 27, 2009, 6:00 – 9:00 pm

Join DAN HINKLEY in celebrating
the release of his new book,
*The Explorer's Garden Shrubs and Vines
from the Four Corners of the World.*

Slide lecture and book signing by Dan Hinkley

📖 Book sales 📖 Silent auction

🍷 Hors d'oeuvres & wine

TO BENEFIT THE ELISABETH C. MILLER LIBRARY

Silent Auction & Reception, 6:00–7:00 pm


Lecture & Book Signing, 7:30 pm

Center for Urban Horticulture
3501 NE 41st St
Seattle Washington

Tickets \$35.00

Benefactor Tickets \$200.00

To register e-mail nwhort@aol.com
or call Karin Kravitz at 206-780-8172.



— SPECIAL LECTURE—APRIL 16, 2009 —

Introduction to Northwest Weather CLIFF MASS

Co-sponsored with the Dunn Garden,
the Pendleton & Elisabeth Carey Miller Charitable
Foundation and the Elisabeth Carey Miller Botanical Garden

CLIFF MASS professor of atmospheric sciences at the
University of Washington, and author of *The Weather
of the Pacific Northwest* is heard weekly on KUOW.
For gardeners who want to understand the weather
of the Pacific Northwest this lecture will afford them
an unparalleled opportunity.

NHS Hall, Center for Urban Horticulture

Lecture 7:15 pm Reception 6:45 pm

Fee: \$10.00 Limit: 220

RESERVATIONS NECESSARY

To register e-mail or call the Dunn Garden
info@dunngardens.org or 206-362-0933 📧

The full schedule of lectures and
upcoming events can be found on the
website: www.northwesthort.org 📧

~ 2009 SPRING CLASSES ~

WEDNESDAY, APRIL 1, 10:00 am – 12:00 pm

• Spring Ephemerals with Greg Graves •

GREG GRAVES, HEAD GARDENER for the Elisabeth C. Miller
Botanical Garden, will tour you through a spring wonderland.
Learn how he uses bulbs, primroses, anemones, and much
more to create a spectacular spring display.

LOCATION: MILLER BOTANICAL GARDEN
THE HIGHLANDS, SEATTLE

THURSDAY, APRIL 23, 1:00 pm – 3:00 pm

• Epimediums with Richie Steffen •

THIS A PERFECT OPPORTUNITY to view the outstanding collection
of epimediums at the Miller Botanical Garden. Richie Steffen,
coordinator of horticulture will give tips on growing these
often overlooked members of the barberry family.

LOCATION: MILLER BOTANICAL GARDEN
THE HIGHLANDS, SEATTLE

THURSDAY, JUNE 4, 11:00 am – 2:30 pm

• Kitchen Garden I: Design, Planning & Planting •

LEE NEFF & NANCY HECKLER

HERE IS A CHANCE to spend time wandering in a newly
designed and recently planted kitchen garden: the work of
passionate food growers, Lee Neff and Nancy Heckler. Learn
the basics of planning and designing a Kitchen Garden. Bring
a sandwich—drinks and dessert will be provided.

LOCATION: NEFF GARDEN/KINGSTON

Fees: Members: \$25.00 Non-members: \$35.00 Limit: 15

To register e-mail nwhort@aol.com or call Karin Kravitz 206-780-8172

~ 2009 WEDNESDAY EVENING LECTURES ~

LECTURE 7:15 pm, RECEPTION 6:45 pm

NHS HALL, CENTER FOR URBAN HORTICULTURE

MEMBERS: \$5.00, NON-MEMBERS \$10.00

NO RESERVATIONS TAKEN

April 8

Landscape Lighting

JANET MOYER

May 13

*Gardening and Sustainability: Natural Partners for a
Stunning—and Environmentally Responsible—Landscape*


JEFF JABCO

June 10

Success with Succulents

SAXON HOLT

PRESIDENT'S MESSAGE



HANS MANDT

AS I SIT LOOKING AT THE GARDEN in the middle of February, I'm hoping that the last snow of the season just came and went. This has been quite a winter, and I see some of the results every day walking through the neighborhood. Most evident are the phormiums, which have taken a real hit from the harsh weather. I've also noticed that after every major snow or wind storm, more deodar cedars in the neighborhood lose massive branches. These cedars were planted in the 1930s, and as winter storms cause more damage, many neighbors are contemplating removing them. The feel of the neighborhood will change a lot if this happens.

If you want to understand our weather, NHS will be cosponsoring, with the Dunn Garden and the Miller Foundation, a presentation by Cliff Mass, UW atmospheric sciences professor. His book, *The Weather of the Pacific Northwest*, has recently been published. Cliff is the preeminent authority on Northwest weather and is heard Friday mornings on KUOW. Be sure to save **Thursday, April 16 at 7:00 pm** to hear his insightful presentation at CUH.

Even with all the problems we've had, winter is still one of my favorite seasons in the garden. We have a *Daphne bholua* planted by the front sidewalk. A lot of the neighbors comment on its fragrance. It is normally fragrant in the evenings from mid-December to well into April. This year, however, it has lost about half its blossoms, the scent is considerably weaker than in years past, and the flowers probably won't last through March.

We have a large group of snowdrops, which are in full bloom by mid-February. Among them there is an early flowering selection, *Galanthus elwesii* var. *monostictus* 'Hiemalis', which I obtained from the Miller Garden years ago. Since this plant is relatively rare, I made sure to divide it and plant it in different parts of our garden. Recently I was talking with Richie Steffen about the plant, when he told me that the Miller Garden had lost all of their plants of this variety. I'm happy to return plants to help repatriate them. This points out that if we want to assure our access to relatively rare plants, hoarding them is counter productive.

Finally, for me the best plants of winter are the hellebores as they bring abundant grace and beauty to our garden. I'll soon have to start editing them if I want to add new varieties. I'm fortunate to have obtained hellebores from some of the Northwest's best breeders. I have stock from Glenn Withey and Charles Price; their yellows are still some of the finest ever produced. I also have original stock from Heronswood, when they were still seed raised plants, and a large number of my plants are from Marietta O'Byrne of Northwest Garden Nursery. I am a big fan of seed-raised hellebores and will continue to support our small local growers, the ones we feature at our lectures and NHS plant sales.

My parting advice in assessing winter damage in your gardens is patience. Plants are pretty tough; give them a chance to survive. 🌱

Hans Mandt is the president of NHS.

EDITOR

Judy Redmond
judyredmond@verizon.net

DESIGNERS

Judy Redmond and
Constance Bollen,
cb graphics,
cbg@speakeasy.net

CONTRIBUTING TO THIS ISSUE:

Karin Kravitz
Alex LaVilla
Ann LeVasseur
Hans Mandt
Renee Montgelas
Daniel Mount
Lois Pendleton
Nita-Jo Rountree
Daniel Sparler
Richie Steffen
Brian Thompson
Phil Wood

PRINTER

Mike Klinke,
Impression Printing

NHS WINS!!

NITA-JO ROUNTREE

THE NORTHWEST FLOWER AND GARDEN show presented the Northwest Horticultural Society the award for "The Most Outstanding Educational Display." Containers provided by Ravenna Gardens were filled exclusively with Great Plant Picks plants loaned to us by Swanson's Nursery and Wells Medina Nursery. Home and Garden Art

provided the lovely table and chairs. Many thanks go to them for making this display beautiful and educational.

Additionally, our free "Ask the Designer" sessions were hugely popular. Thank you Ciscoe Morris, Phil Wood, Sue Dickson, Marty Wingate, Wendy Welch, Stacie Crooks, Lois Pendleton, Marianne Binnetti, Lorene



Edwards Forkner, Dawn Chaplin, and Jim Fox for generously providing professional design advice at our booth. 🌱



Primula vulgaris and Anemone nervosa

*"Spring is when you feel like whistling even with a shoe full of slush." —Doug Larson, 1902-1981,
British middle-distance runner who won gold medals at the 1924 Summer Olympic Games.*

☎ Telephone: 206-527-1794 ☎ Web: www.northwesthort.org ☎ E-mail: nwhort@aol.com



NORTHWEST HORTICULTURAL SOCIETY
P.O. Box 4597
ROLLING BAY, WA 98061-4597

Non-Profit
Organization
U.S. Postage
PAID
Seattle, WA
Permit No. 4842