

B.S.S.A. QUARTERLY

Vol 46

Number 3

July, August & September 2022

PUBLISHED BY:

The Bromeliad Society of South Australia Inc

Born 1977 and still offsetting!'

Editor- Bev Masters

COMMITTEE MEMBERS 2021

President: Adam Bodzioch

58 Cromer Parade Millswood 5034 Ph: 0447755022

Secretary: Bev Masters

6 Eric Street, Plympton 5038 Ph: 83514876

Vice president: Keith Bradtberg

Treasurer: Annette Bellman

Committee: Penny Seekamp

Betty Nayda

Sue Skrabei

Jeff Hollinshead

Pam Nelson

Marie Dalitz

Life members : Margaret Butcher, Derek Butcher,

: Len Colgan, Adam Bodzioch,

: Bill Treloar, Ron Masters

: Bev Masters,



Email address:

Secretary – bev.masters@bigpond.com

Web site: <http://www.bromeliad.org.au>

Cultivar Register <http://botu07.bio.uu.nl/bcg/bcr/index.php>

List for species names <http://botu07.bio.uu.nl/bcg/taxonList.php>

<http://botu07.bio.uu.nl/brom-1/> altern site <http://imperialis.com.br/>

FOLLOW US ON FACEBOOK

Pots, Labels & Hangers - Small quantities available all meetings.

For special orders/ larger quantities call Ron Masters on 83514876



Neoregelia 'Hacksaw'

Meetings Venue:

Maltese Cultural Centre,

6 Jeanes Street,

Beverley S.A.

Time: 2.00pm. Second Sunday of

each month. Exceptions –2022

3rd Sunday in May, June &

September- or unless advised

otherwise (see dates below). No

meeting in December

VISITORS & NEW MEMBERS

WELCOME.



MEETING & SALES 2022 DATES SUBJECT TO COVID-19 DIRECTIONS

09/10/2022(Billbergia), 28/10/2022 Setup @ 1PM, 29/10/2022 Sales, 30/10/2022 Sales, 13/11/2022(To be advised: Breakup – pup/plant exchange & auction)

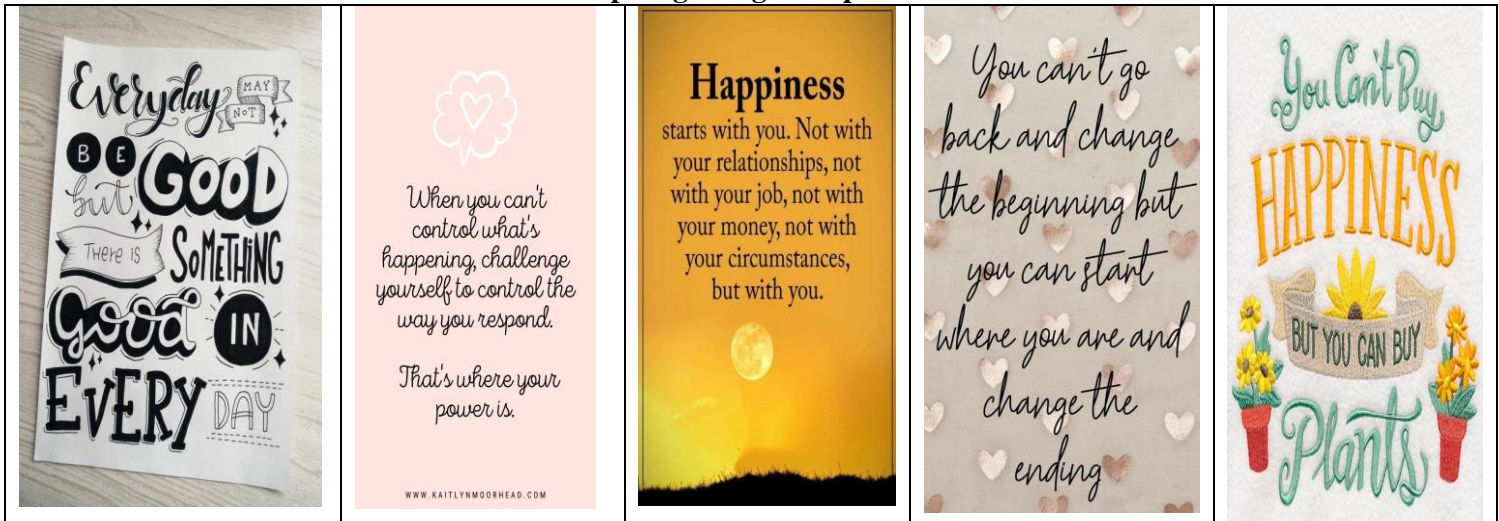
Applications for membership always welcome – Subs \$15 single \$25 Dual

1. July, August & September BSSA Quarterly

July, August & September 2022 BSSA Quarterly: Index (All photos taken by Betty unless noted otherwise)

Page	Details
1	Cover page – Committee, Photo:, Membership Subs, 2022 meeting & sales dates
2	Index: Inspiring thoughts to ponder!, July report
3	July report cont.:', Neo "Tranfusion" article (BCR register), Monthly winner
4	Other genera winner, Aechmea "Morgana article (BCR register)
5	Aechmea "Morgana article (BCR register) cont.:', Other genera, Quesnelia "Black Knight (BCR register)
6	Problem solving workshop
7	Tea Tree Village presentation, A few more thoughts, Elizabeth garden presentation, Quote, BSSA Quarterly.
8	August meeting, Winter brag most popular plant, 2 nd most popular plant.
9	August meeting cont.:',
10	A few judging hints, Suggestion box, Bunnings Noarlunga display
11	More gems from Pinterest, September meeting, Display winners.
12	Sept meeting cont.:', Seed bank,
13	Christmas lunch, Your Library, congratulations, Next BSSA Quarterly, Dates for your Diary.
14	BSSA Show & Sales guidelines 2022-2023

Inspiring thoughts to ponder!



July Meeting report

Although it was a slightly warmer winter day our attendance was again considerably lower than usual which isn't surprising considering the impact of increased Covid , Flu and other commitments.

The Topic & display: Pricklies with the following list a guide to plants that may be in South Australian collections (Sub-family Bromelioideae) ,Acanthostachys, Aechmea. Ananus, Araeococcus, Bromelia, Fascicularia, Hohenbergia, Neoregelia Ochagavia, Orthophytum, Portea, Quesnelia, (Sub-family Pitcairnioideae) , Deuterocohnia, Dyckia, Encholirium, Fosterella, Hechtia, Pitcairnia, Puya.

The group of Dyckias grown from seed by Julie were again admired by those present as they are exceptionally well grown and the differences between each one are becoming more evident, well done Julie.



Some of plants on display included Aechmea fosteriana which tends to be sensitive to wet & cold conditions as is Aechmea 'Ensign'.

From Bromeliad Cultivar Register (11744)

NEOREGELIA 'Transfusion'

Tristram P

2007


Mature, large, broad-leaved rosette to 1 metre diameter or more. Frosted, red-spined, mottled, light green / pinky bronze leaves with reddish tips. White flowers. Grex sibling = N. 'Transfusion Blood Red'. Reg. Doc. 10/2013
Country of origin: **N.S.W. Australia**

Seed Parent: **Great White**


Pollen Parent: **silvomontana**



It was noted that Neoregelias' are often not considered to be prickly however they definitely earn their place. There were several Neoregelias that would have brighter colouring when grown in higher light conditions including N. Transfusion & those below



Neoregelia Groves Red Tiger
(Photo: Ron) Hybridised by Groves Nursery & imported from USA



Neoregelia carcharodon silver
(Photo: Ron)



Neoregelia 'Norman Bates'
(Photo :Ron)

There were several Orthophytums including the winner of Plant of the month.: Pricklies



Orthophytum saxicola (Species)

PLANT OF THE MONTH MONTH: JULY

Congratulations Julie.



OTHER GENERA
PLANT OF THE MONTH MONTH: JULY

Congratulations Adam

Tillandsia xBergiana (yellow looking flower, spike red and plant handles cold conditions).

Some of the *Aechmeas* included the following:



Aechmea 'Melodrama'



Aechmea 'Loie's Pride'



Aechmea 'Primera'

***Aechmea* 'Morgana'** by Derek Butcher, BSI Cultivar Registrar 2005

A few months ago I noticed in the New Zealand Bromeliad Journal that someone recommended that a plant called 'Morgana' that had no spines should be called 'Primera'. As is my wont, I wrote my thoughts about this in our local gazette pointing out that the Bromeliad Cultivar Register says that 'Morgana' is spineless and that there were 16 different cultivar names given to *Aechmea fasciata*. Next on the scene was Herb Plever in New York who politely said that Corn. Bak had always said this cultivar had spines! Peter Bak confirmed this fact and the Cultivar Register will be corrected. I knew that a spineless form of 'Morgana' was being sold in Florida and is in Michael Kiehl's catalogue as such. I discussed my problem with Dennis Cathcart. If you have a spineless *Aechmea fasciata* how do you identify it? In the Cultivar Register there are two names which specifically mention "spineless". These are 'Primera' which has a plant patent in Europe and 'DeLeon' which had a plant patent in 1992 in USA and I am not sure if it is current. As I have pointed out before, the validity of a plant patent is a matter for the plant seller not the Registrar! If you have a spineless *Aechmea fasciata* you are not likely to use either 'Primera' or 'DeLeon' especially if you are selling them! These two names are just examples of this form and are not exclusive. The Cultivar Register 1998 suggests that spineless forms of *Aechmea fasciata* were in existence and circulating in Florida in the 1980's well before 'DeLeon' was patented.

It is possible this is the reason for the alleged spineless ‘Morgana’. This should be sold as *Aechmea fasciata* ‘Spineless’ or, dare I suggest ‘Smoothie’ which I will add to the Cultivar register if any want to use it and forgive me my warped sense of humour! This name should be used only when the plant cannot be traced to either ‘Primera’ or ‘DeLeon’.

My discussions with Dennis Cathcart revealed that Chester Skotak had written notes on this spineless phenomenon and the following makes fascinating reading.

Notes from Chester

Many years ago there existed an *Aechmea fasciata*, possibly from Japan that was spineless. This was a common *Aechmea* 20 years ago and many people had this in their collections and perhaps still do. Since this is a fairly good looking *A. fasciata* perhaps it also popped out of a meristem program in Japan as a chimera. This *A. fasciata*, when crossed with any other *A. fasciata* produced spineless seedlings. This F1 cross is easy to duplicate in a hobby greenhouse and has been by several growers. I believe that all *A. fasciata* that are spineless originated from what was known as “the Japanese clone”, although with bromeliads nothing can be ruled out. Chimeras do appear but the rate of mutation from spiny leaf to smooth leaf must be very rare. It would be easy to understand how a spineless mutation would go unnoticed to the untrained eye.

Today there are many hybrids of aechmeas that are spineless. They present an interesting challenge for the very reason Dutrie hinted at in 1946, that *Aechmea fasciata* and *Aechmea chantinii* produce an intermediate cross between the two parents, with the color of *chantinii* and other characteristics well divided. I can say after making many hundreds of crosses that I have found *A. fasciata* to be dominant in the hybrid in both shape of the inflorescence, the color and the size. It is in fact very dominant in color when used in crosses. This can be seen when hybrids of others from the *Platyachmea* group crossed with *A. fasciata* usually bloom with some shade of reddish-pink to pink bracts.


Other genera included:



Fascicularia bicolor



Pitcairnia heterophylla (Deciduous)



Billbergia ‘Peridot’ The flowering time seems to be changing for Billbergias possibly more to our climatic conditions.

From Bromeliad cultivar register.

? / Ridley J*

<2005

QUESNELIA ‘Black Knight’



Mature, stocky, vase-shaped rosette to 35cms. Diameter x 50cms. high, flaring at the top. Glossy, sepia red / black leaves with black spines. Erect cylindrical, branched inflorescence of ruby red bracts and pale mauve petals tipped white. Darker-leaved species form of *Q. edmundoi* var. *rubrobracteata*, imported by Olive Branch Nursery, Brisbane, from Michael's Bromeliads, Florida, circa 2008. Exact origin unrecorded. Reg. Doc. 2/2015 by G. Lawn. Country of origin:?

Problem solving workshop.

What to do with the dead leaves on this *Deuterocohnia brevifolia*? There are several varieties with the larger form more scrambling. The dry leaves seem to be a natural progression possibly due to our climate rather than growers doing something wrong. Suggestion not to remove them as they weaken the individual plants but to re-pot covering up to below flowerets. When a more mature plant is in round large pot only the outer plants are affected rather than drying off generally.

From Derek Butcher article 2014, BSI : Each plant is on average, 2cm diam and each leaf is green with scattered lepidote on the upper face with about 10 bristles each side. While slow growing it can form quite large mounds in large shallow pots. While in nature you will find the species growing on rocks it seems quite happy growing on a minimum of soil in cultivation.



Deuterocohnia brevifolia
(photo: Ron)

Hohenbergia correia-araujo



Hohenbergia correia-araujo
in need of attention.
(Photo: Ron)

Is it natural for the leaves to droop?? Or is there more than one type? We grow these plant under polycarbonate roof in a sheltered position and as you can see from the photos in one pot we have examples of both types and in the other there's mother & 2 pups conforming to the same shape' *Bev*

GROWING HOHENBERGIA correia-araujo in South Australia by Keith.

This attractive plant is native to Bahia Brazil. Under my conditions on the Adelaide plains I have found it cold sensitive, and keep it in a cold glasshouse and dry in winter. I use a fast draining mix of mainly orchid bark and grow it in a bright location.

It is a shy flowering plant for me, I have only flowered it once. It usually gives from 3 to 5 offsets.



Hohenbergia correia-araujo (Photo: Ron)

From Bromeliad Cultivar Register (7941)

ORTHOPHYTUM 'Warana' ? / Paulsen R* 1996

Seed from 'Warren Loose'. Reg. Doc. 10/2003
Country of origin: **Qld., Australia**

Seed Parent: '**Warren Loose**' Pollen Parent: ?


Meeting comments:

Pups grow from the base as well as along the flower head.



Orthophytum 'Warana' (Photo: Betty)

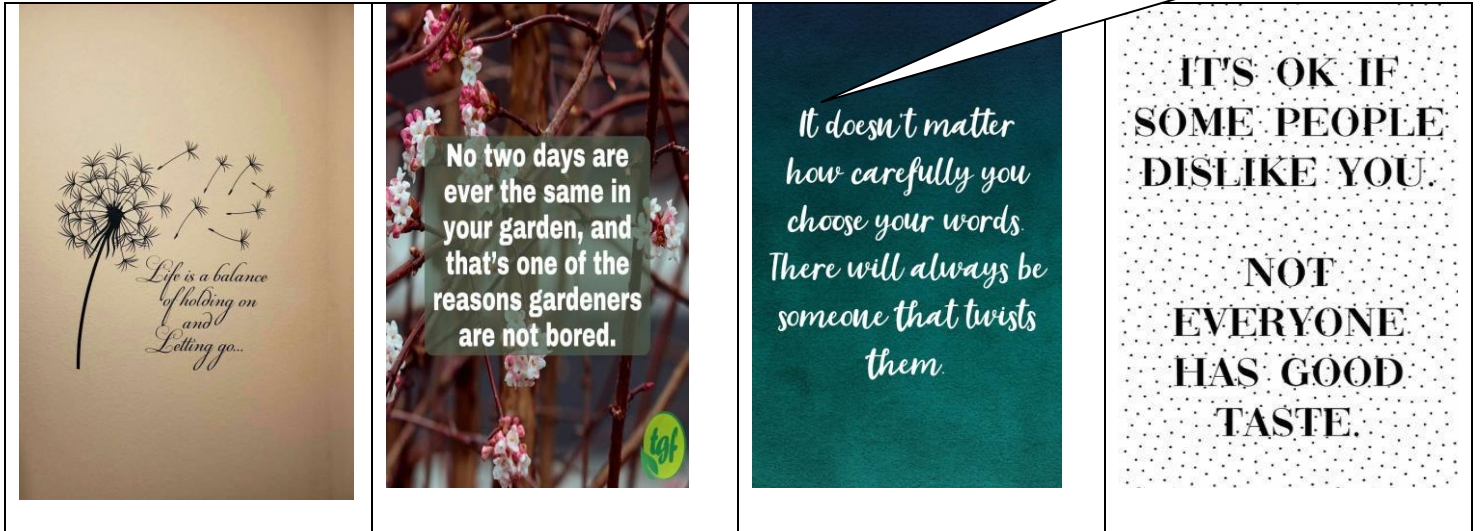
Tea Tree Village presentation July 2022



Display table (Photo: Ron)

This was well attended & our second demonstration to this village. Due to the increased covid we refined the presentation concentrating on the powerpoint after Ron showed how to take off pups from a Neoregelia & group of Tillandsia as we did not have the usual individual participation. Wearing masks made it less personal and more difficult to interact. There were quite a few questions and many comments on the display plants. *Bev*

A few more thoughts to ponder!



Elizabeth Garden presentation August 2022



Display plants (Photo: Ron)

It was an unusually sunny winter day, with well over 40 in attendance. There was a lot of interest in the PowerPoint especially the range of photos giving an overview of plants grown here in SA. We ran out of time answering lots of questions resulting in a brief demo taking off pups from a group of Tillandsia & Neoregelia. *Bev*



Demo table (Photo: Ron)

Quote»»»

Apologising doesn't always mean you're wrong & the other person is right it means you value your relationship more than your ego!



Help! BSSA Quarterly



Do you have any tips, successes or challenges to share with your fellow bromaholics??? Please let us know. We endeavour to produce the Quarterlies that are informative & interesting with topics that are relevant; however we need your input to facilitate this. If you are uncomfortable putting pen to paper but would like to share experiences growing bromeliads please see Bev or any other Committee member, your support will be greatly appreciated!
Bev



August Meeting report

Many thanks to Pam who unexpectedly & at the last moment covered for the Secretary's absence due to ill health- Well done & thanks Pam!.

The attendance improved slightly from our previous meetings and there were a great range of bromeliads on display for our 'winter brag' that also formed part of the judging criteria overview.



Tillandsia Lajensis

(Photo: Ron)


August most popular plant of the month –WINTER BRAG

Winner Tillandsia Lajensis

Grown by Ron & Bev




Tillandsia Lajensis coming into flower on a very long spike. (Photo: Ron)



Tillandsia Lajensis with 2 pups

(Photo: Ron)

There are 2 large plants growing on a substantial piece of wood, with 2 small pups on one and a 'hair' pup which grow slowly and treat like seedlings, growing on the other side of that plant.



Tillandsia Lajensis with hair pup (Photo: Ron)

The other genera segment of Most popular Plant of the month winner is for this month only is the plant that received 2nd most votes as 'winter brag' covered multi genera.

2nd MOST POPULAR PLANT OF THE MONTH: AUGUST WINTER BRAG

Congratulations Adam



Vriesea 'Groves Pink Tiger' (Not too much water in winter –drain if needed)

There were several Tillandsias including *T. confertiflora* (best grown in shade house), *T. bahia rothii x fasciculata* (usually has bright red leaves but not common at this time of year in Adelaide), *T. Tina* (*punctulata x standleyi*) a natural hybrid cross), *T. latifolia* (viviparous-reproducing from buds which form plantlets while still attached to the parent plant, or from seeds which germinate within the fruit.)



Tillandsia confertiflora



Tillandsia bahia (*rothii x fasciculata magnifica*)



Tillandsia latifolia

Other genera included various *Vriesea*, *Aechmea*, *Neoregelia* & *Cryptanthus* as below



Vriesea 'Omega' generic hybrid



Vriesea 'Espresso'




Vriesea 'Cracker Jack'



Aechmea 'Pacifica'



Neoregelia 'Speed Demon'




Cryptanthus argyrophyllus var *chinensis*

A few Judging criteria hints

- ✓ Conformity- Shape conforms to genera.- knowledge of plant characteristics needed.
- ✓ Colour- What is expected of that type
- ✓ Clean- leaves fresh and no weeds or foreign matter in pot.
- ✓ No excessive trimming of leaves (don't show where leaves have been removed – cover with bark etc)
- ✓ Clean pots,
- ✓ No scale
- ✓ Plant centred in pot,
- ✓ If pups small can stay on,
- ✓ If large plant pot into a larger container.

Some examples below



Remove spider web, take off dead leaves, and centre plant in pot.



Take off larger pup, centre mum & pup into pot, Remove small weed, dead leaf & foreign matter (Photos: Ron)



Aechmea 'Flame' damaged leaves need to be removed

Suggestion Box



This was introduced to encourage members to put forward ideas for meetings, any other item of interest or concern. We appreciate your input & have several suggestions we are addressing including a seed bank to be administered by Keith, workshops, sharing brom experiences,

Thanks Bev

Bunnings Noarlunga display & information (Photos: Ron)



Display & information



One of our neighbours!



Another of our neighbours



Guess who needed a sugar hit?

Some more gems from Pinterest!



September Meeting report .

Our attendance was again low, not too surprising with the continued uncertainties' along with being colder & wetter than usual. There was some confusion regarding plants in the non-variegated category which highlighted the need for more information when notifying members of display categories.

DISPLAY & TOPIC WINNERS



Neoregelia 'Purple Star'

PLANT OF THE MONTH: SEPTEMBER

Non variegated Neoregelia & Nidularium.

Congratulations Betty & John

OTHER GENERA CERTIFICATE:

A TIE

OTHER GENERA CERTIFICATE: SEPTEMBER



Congratulations: Julie

Tillandsia straminea, (Photo BCR- Bruce Dunstan)



Selection of Tills: Congratulations Pauline & Geoff

Other Neoregelia on display included N. ‘Lime me up’, N. “Voodoo Doll”, N. “George’s Prince”, N. “Lime & Lava”, N. “Exotic Velvet”. A presentation to Pauline of her OBE certificate commemorating her recent 80th & Michelle shared her birthday with us.



Neoregelia ‘Dear Me’ (Photo: Ron)
Grown by Ron & Bev
in elevated position under shade cloth



Neoregelia ‘Painted Lady’ (Photo: Ron)
Grown by Ron & Bev, in elevated
position under shade cloth. Needs
good light



Nidularium longifolium (Photo: Ron)
Grown by Ron & Bev
under a bench in a lower light position

Several other bromeliads on display – grown by & photographed by Keith



NEOREGELIA viridovinosa from Brazil. Flowers
are green, very different to the normal flower
colour of Neoregelias

Seed Bank for the South Australian Bromeliad Society

Growing from seed is fun.

If you have any spare seed that you would not mind donating to be share with other members, either bring it to a meeting and share it there or give it to me and I will list it on our Facebook page and in our newsletter. I can be contacted at keithbradtberg@outlook.com and can post the seed if required.

Packets will have a min of 10 seeds.



NEOREGELIA BRAZIL RED STRIATED



AECHMEA echinata from Brazil,
grown in a cold greenhouse





Merry Christmas to you all



A bit early you might think but no as now is the time to begin organising our Xmas lunch get together. We have decided to do something a bit different this year so will be having a meal at a hotel
Date - Sunday 27th November. Venue- Alberton Hotel. 124 Port Road, Alberton. 5014.
Time 12 noon for a 12.30 meal ordering

This year it has been decided that all financial members will each receive \$40.00 to go toward their meal and they can bring along one non-member and receive \$20.00 toward a meal for them. If your meal is less than the \$40.00 you can purchase a drink, play the pokies if that's your thing or just put the change in your pocket. I can assure you that there is plenty of choice on the menu provided by the hotel so there will be something for everyone.

There is ample parking either at the back of the hotel or in the medium strip on Port Road. The Port Road parking has a pedestrian crossing

On the day I will be there to provide you with your funds and lucky number so see me before seating.

Please contact me if you can make it on 0402262491 or by email bellmana@optusnet.com.au

Hope to see you there, *Annette*



BSSA Library Update

As most of you know we have been gifted the contents of Derek and Margaret Butcher's library and is being stored at John and Elizabeth's house. They have just started to bring a few books each month down for me to catalogue and put into our library. The ones I have so far are really beautiful books and well worth looking at! There are books on Bromeliads from Venezuela, Bolivia, The mountains of the Amazon, some earlier editions of De Bromelie on Tillandsias by Renata Ehlers, (passed away a few years ago, a great loss). These editions were translated from German to English by our own Derek Butcher! It is your library and is there for you, it is quite large and I can't put all of the books out every meeting but I do try to vary them! The Library list is there for you to look at and if there is anything you would like I can get it out of the cupboard. Some of the older editions of news letters from various clubs are stored at Keith's house as I am running out of storage room! Most of the ones in storage are prior to 2000! Happy reading, take care all of you. *Penny*

CONGRATULATIONS

Several of our talented members have achieved recognition at the Adelaide Royal show and Enfield Horticultural Society spring show recently.

Penny: single fold cards 2 cards per entry-put in 2 entries and got 2nd and 3rd place. Multi fold cards 1 card per entry - put in 2 entries and got 1st and that one also got best in show for cards and scrap booking, the other one came 2nd.

Enfield Horticultural Spring show **Peter-** Grand Champion (it is rare that a bromeliad wins) **Pam-** Floristry 1st and 2 x 2nd. **Pam** @ Royal Show -Floristry 1 x 1st, 2 x 2nd also Diane & Peter Brock Award.

Next BSSA Quarterly-Oct & Nov 2022



In our next issue the report on Sept & Oct meeting, photo of Pauline with her OBE, Oct sales, Christmas lunch, Nov break up, Betty & John's open garden article, & bromaholic news, 2023 Dates & Topics, Feb 2023 AGM nomination form etc. *Bev*

Dates for your diary



- ✓ BSSA Sales extravaganza 29/10/2022 & 30/10/2022
- ✓ CSSA Spring sales 26/11 & 27/11/2022
- ✓ Lobethal Festival 6/11/2022
- ✓ SA Geranium & Pelargonium spring sale 22/10/2022

The Bromeliad Society of South Australia Show & Sales guidelines: 2022-23

- Each seller to donate a quality plant to the sales raffle
- Show Marshall appointed in charge of all aspects of the show
- Committee members to watch for plants that are not up to standard at the sales and inform the Show Marshall or if unavailable Adam to deal with this. Plants will be removed from tables if they do not meet the quality criteria.
- All sellers must be BSSA financial members for 3 months.
- Notice of intent to sell to Treasurer meeting prior to sales
- 20 – 25 plants for members initially on the sales tables - as directed by Show Marshall on day
- All sale plants to be brought in on Friday setup unless alternative arrangement's approved by committee
- QUALITY plants for show - minimum of 4-6 QUALITY plants-If only small collection 2-4 plants
- Plants for judging must be owned & grown by the member for at least 6months
- HELP - If possible be available for setting up the venue.
- Majority of each seller's sale plants should be planted in pots.
- Sale plants shall be in good condition- NO damage and presented in clean pots- **Be free of water.**
- Plants should be the quality you would purchase if you were buying
- Plants shall be 'rooted' and stable in pots or marked with date of potting. Bare rooted plants to be labelled accordingly.
- Pups must be ready to pot up and grow, some semblance of roots
- Sale plants stored under trestles to have each tray visibly marked by sellers name
- All sellers to be aware of the plants of other sellers under the trestles and put these plants up when vacant spaces occur. This is particularly important when these other sellers are volunteering to do other jobs
- Display plants are to remain on display until closing time
- Must be present for minimum of 4 hours each day to aid the buying public.
- Packing up etc must not start until advertised closing time
- All sellers to take home cloths to wash.
- Should be available to pack up and clean the venue at closing of last day.
- All purchases on Friday to be paid for on Saturday through cash register.
- Proceeds are paid directly into sellers personal accounts on Monday