

B.S.S.A. QUARTERLY

Vol 46

Number 2

April, May & June 2022

PUBLISHED BY:

The Bromeliad Society of South Australia Inc

Born 1977 and still offsetting!

Editor- Bev Masters

COMMITTEE MEMBERS 2021

President: Adam Bodzioch

58 Cromer Parade Millswood 5034 Ph: 0447755022

Secretary: Bev Masters

6 Eric Street, Plympton 5038 Ph: 83514876

Vice president: Keith Bradtberg

Treasurer: Annette Bellman

Committee: Penny Seekamp

Betty Nayda

Sue Skrabei

Jeff Hollinshead

Pam Nelson

Marie Dalitz

Life members : Margaret Butcher, Derek Butcher,

: Len Colgan, Adam Bodzioch,

: Bill Treloar, Ron Masters

: Bev Masters,

Meetings Venue:

Maltese Cultural Centre,

6 Jeanes Street,

Beverley S.A.



Email address:

Secretary – bev.masters@bigpond.com

Web site: <http://www.bromeliad.org.au>

Cultivar Register <http://botu07.bio.uu.nl/bcg/bcr/index.php>

List for species names <http://botu07.bio.uu.nl/bcg/taxonList.php>

<http://botu07.bio.uu.nl/brom-1/> altern site <http://imperialis.com.br/>

FOLLOW US ON FACEBOOK

Pots, Labels & Hangers - Small quantities available all meetings.

For special orders/ larger quantities call Ron Masters on 83514876



Guzmania 'Eloise'

Time: 2.00pm. Second Sunday of each month. Exceptions –2021 3rd Sunday in May, June & September- or unless advised otherwise (see dates below). No meeting in December

VISITORS & NEW MEMBERS WELCOME.



MEETING & SALES 2022 DATES SUBJECT TO COVID-19 DIRECTIONS

), 10/07/2022 (Pricklies-Workshop- Problem solving) 14/08/2022(Winter brag- Any Bromeliad, Judging criteria), 18/9/2022 3rd Sunday (Non variegated Neoreglia & Nidularium), 09/10/2022(Billbergia), 28/10/2022 Setup @ 1PM, 29/10/2022 Sales, 30/10/2022 Sales, 13/11/2022(To be advised: Breakup – pup/plant exchange & auction)

Applications for membership always welcome - Subs NOW OVERDUE \$15 single \$25 Dual

1. BSSA Quarterly April, May & June 2022

April, May & June BSSA Quarterly: Index (All photos taken by Betty unless noted otherwise)

Page	Details
1	Cover page – Committee, Photo:, Membership Subs, 2022 meeting & sales dates
2	Index: March sales photographs'
3	March sales overview: April meeting: Monthly winners
4	April meeting cont: Growing methods:Hints: Examples
5	April meeting cont: Vriesea 'Kelly Ann: Suggestions when to pot: photos' dividing a plant.
6	April meeting cont: Benefits double potting article: A few judging hints
7	April meeting cont: More examples of alternate mounting: A few more garden sentiments
8	May meeting: Len's presentation
9	May meeting cont: May meeting: Len's presentation
10	May meeting: Len's presentation photo's cont: May display photos: June meeting
11	June meeting cont:Several uncommon broms on display: Monthly winners
12	June meeting cont: Several other genera photos :Bunnings presentation: A few more garden sediment's: Birthday or special notice

March sales photo's



Other Genera display



A section of Neoregelia on display



Neoregelia Aussie Red Tigress



Vriesea Nova hybrid



Canistrum triangulare



A section of Vriesea on display



A section of sale plants.

BSSA March 2021 extravaganza & sales

Attendances both days lower than previous events with sales slightly busier Saturday but continued to be slower than previous years throughout the weekend. Less plants sold however customers purchased more and at higher prices.

The Colourful showing of the variety of Bromeliad genera on display gave customers some idea of what is available and grown in our conditions.



A VIEW OF OUR NEOREGELIA DISPLAY

It was disappointing & unfortunate that Judging was postponed to October..

The generous exchange of information, a varied range of quality bromeliads for sale and enthusiastic customers contributed to our March weekend 'Extravaganza'.

Those who donated the excellent raffle plants provided a real incentive to buy tickets when any one of them would make the winner happy.

Many thanks to all who gave up their time to help set up on Friday and especially on Sunday afternoon packing up and cleaning which was completed again in record time, several of the helpers were non sellers who were very generous with their time & energy, 'many hands make light work' is very appropriate & **greatly appreciated.** Bev



April Meeting

The focus for this meeting was the Workshop and different growing methods with a great range of alternative options on display.



Most popular vote: Geoff & Pauline E

The Autumn colours & alternative display design with a variety of Tillandsia' was Pauline's idea and obviously appreciated by many who voted it as the most popular on the day – Well done.

Other Genera certificate winner Broms in pots

Winner: Michelle W.

The very colourful & well grown sincoreglia was admired by members present.- Well done



Sincoreglia "Cosmic Blast"

Examples of a variety of other growing methods: These are only restricted by imagination & resources!



Some of the hints shared include:

- Tillandsia planted in bark into hydroponic pots have better ventilation and root growth using slow release fertiliser.
- Several Aechmea don't enjoy 'wet feet' including Orlandiana 'Ensign' & corriea-araujoi
- Pictcairnia's water from below using a saucer.
- The elevation of plants influences the colour but be aware of the height during summer to minimise burning.
- To secure onto alternative objects bonsai wire or Selly's all clear suggested

Some examples



Using bonsai wire (photo: Bev)



Alternative mount on wood (photo: Bev)



hydroponic pot (photo: Bev)



Vriesea Kelly Ann

Vriesea gradata x corralina rubra

Medium size plant with discolour leaves, spike is branched when fertilized.

Hybrid done by Keith Brattberg and named after his youngest daughter



Vriesea Kelly Ann in situ (Photo: Keith)

Vriesea Kelly Ann (Photo: Keith)

A FEW SUGGESTIONS WHEN TO POT SEGMENT?

Bromeliads' are very adaptable it is suggested that when moved from one environment (e.g. from country to city) to another change the medium.

It is preferable not to take off pups and pot or repot in the wet and colder season as the roots need warmth therefore there isn't much growth over winter. Hair adventitious pups treat like seedlings.

A suggested potting medium ¼ Orchid mix, ¼ premium potting mix with fertiliser, ¼ succulent mix, ¼ bark.

The heel (leave for a few days after taken off mum) is where the roots develop from (peel off loose leaves) plant, make secure (Pop sticks, takeaway cutlery, U shaped bonsai wire over heel are some of the techniques used) & label.

Perlite & charcoal can assist root growth and were used in the early days but seem to be out of fashion nowadays. Do what suits your environment & plants.

Vriesea & Guzmania tear off pups rather than cut, formation of roots may be evident with some of the Mum's roots. Pups in the middle of mother are usually more tender than those growing on the side.

Cinnamon on scar especially when root base is rotting or has fungus. Alternatives: rooting compound or honey on the cut.

Before placing plants on a deck or under a pergola constructed of permapine ensure the structure has been sealed and painted to safeguard against toxicity when watering broms.

Dividing a neglected brom



Adam & Ron preparing to divide a brom



The neglected brom (photo: Bev)



Shows a plant to take off (photo: Bev)

Benefits that we have found for double potting -by Betty

In the garden

- No mess in garden area when removing plants
- Ease of changing plants in the garden for look
- Ease of taking plants out for taking pups
- Plants need to be turned to even growth, can be done with ease



Adam demonstrating double pots

- Checking that plants are not getting waterlog
- Plant roots are protected from the cold
- Plants do not dry out as quick in summer, less water needed
- We have found that the plants produce more pups than when in the ground. This has been noted over a 2 year in ground against 2 years in double pots.

In large concrete pots

- Not having to shift large heavy pots
- We can just take the double pot out to change plants
- We can just take the double pot out to take pups
- We use vegetable quality foam in the bottom to allow better drainage
- Plants need less water as they are protected from drying out

A few Judging hints- BSSA has a handbook available on Judging.

- ✓ Some trimming of leaves allowed,
- ✓ Plant to be well centred and balanced. Rotate plants by about 25% every 2 or 3 weeks depending on environments & micro climate.
- ✓ Remove dead leaves (larger leaves can be split in the middle to tear off)
- ✓ Black pots preferable
- ✓ Clean pots & empty water from the plants.
- ✓ To assist flowers growing straight stake as needed.
- ✓ Need to know the plant and how it should present.
- ✓ Plants to be clearly labelled
- ✓ Multiple or cluster to be balanced- this is subjective..
- ✓ No foreign objects e.g. weeds etc
- ✓



Till on vegie masher



Till in cup & saucer



Tills on different types of wood


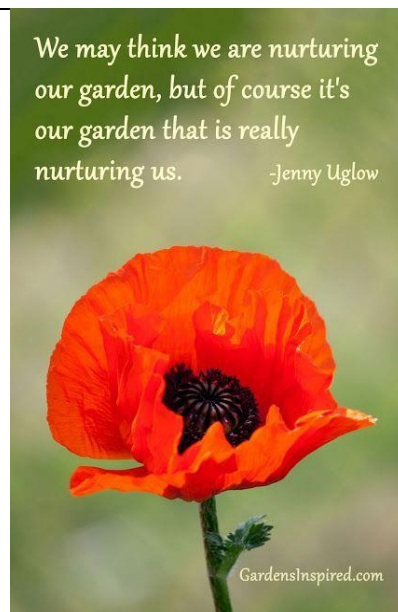
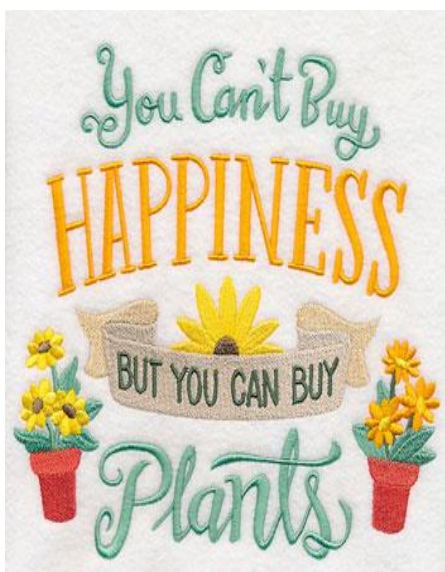


Adam & Geoff checking options for *Tillandsia streptophylla*

Question from a member “what to do with this Tillandsia”?

The suggestion for *Tillandsia streptophylla* and *Tillandsia ‘Bulbosa’* after removing plants from mounts or pots do away with the lower dead leaves before attaching to another support, this gives leaves more space.

A few more garden sentiments to ponder!





May Meeting

This was a very busy meeting without our President & Secretary, Keith & Pam were thrown in unexpectedly at the deep end and 'battled on' regardless- many thanks.

MAY PLANT OF THE MONTH WINNERS

OTHER GENERA CERTIFICATE WINNER

Equal 1ST Julie - congratulations)



Vriesea 'Precious Pearls'

Equal 1ST Betty & John
(congratulations)



Vriesea Nova hybrid

Michelle W. (congratulations)



Neoregelia 'Pink Spider'

PRESENTATION

Len Colgan gave a presentation on his second collecting trip with a German friend to Ecuador in 2010, with an introduction featuring highlights from his first trip, a year earlier. Whereas the 2009 expedition covered the high Andes Mountains in central Ecuador, the 2010 trip travelled on a long clockwise path, starting and finishing in the port city of Guayaquil, crossing the Andes in both directions. Much of the time involved driving south on the eastern slopes, from Baeza down close to the border with Peru. At numerous elevated points, Len could look down further east with views towards the Amazon lands. The main inconveniences during this arduous journey were the rain, deep mud, landslides, huge potholes filled with water, a volcano eruption, and having to wait many hours while a small bridge was repaired.



Tillandsia complanata

The talk included a theme involving natural hybrids with the prominent species *Tillandsia complanata* as one of the parents. One spectacular slide towards the end of the talk featured *Tillandsia fendleri x complanata*, and has evoked so much interest that three of the world's leading bromeliad experts hope to find the location and investigate this magnificent natural hybrid.

During this expedition, the most numerous bromeliad plants found were tillandsias, followed by racinaeas and guzmanias, with occasional appearances of aechmeas and mezobromelias



Tillandsia fendleri x complanata

Another discovery, also exciting the international experts, was a picture of the rare *Tillandsia cucullata* in a large field festooned with so many other bromeliad species. Incredible! Len's presentation finished with a picture of *Racinaea tillii* flowering at his place. (See photos next page supplied by Len). **Many thanks Len.**

PRESENTATION PHOTOS'



T. cucullata



T. maculata



Tillandsia biflora (with seed-pods)

T. biflora with seed pods



Mezobromelia pleiosticha



T. schimperiana



Aechmea retusa



Racinaea euryelytra




T. complanata + *T. ionochroma*



Guzmania?

Guzmania besseae

Len's photos cont: next page



Guzmanias

T. incurva

Racinaea tillii at home

The display for May featured pattern leaf Vriesea & Goudaea. The colour & pattern variations did not disappoint.



Vriesea 'Artic White Diamond'

Vriesea 'Marochy Red River'

Vriesea 'White Lightning'

Something to ponder!

When a flower doesn't bloom, you fix the environment in which it grows, not the Flower!



June Meeting.

The weather was quite a contrast for winter and a very inviting to be out and about enjoying periods of sunshine.

Display & topic for this month : uncommon genera & hybrids which includes the following: Acanthostachys, alcantarea, ananas, Areaococcus, Brocchinia, Bromelia, canistropsis, canistrum, edmuntoa, encholirium, fascicularia, forzzaea, fosterella, gregia, hechtia, hohenbergia, lapanthus, lemeltonia, lymania, navia, neoglazovia, ochagavia, orthophytum, pepinia, pitcairnia, pseudoalcantaria, quesnelia, racinaea, ronnerbergia, sincorea, stigmatodon, ursulaea, werahua, wittmackia, wittrockia.

It was great to see a range of these on display with Keith giving an informative overview & assisted by Adam. Transporting larger broms especially when in spike/flower is a big challenge due to the huge risk of damage appreciation was expressed especially to Adam bringing in T.'Tina'' and V. elata (see photo page 11)

There was a great display of the "Other genera" including Aechmea 'Snow Flake', Vriesea sucrei, Alcantaraea farneyi, Tillandsia Zacuaipanensis.

Again Geoff & Pauline bought in something different in a interesting Tillandsia display along similar lines to their April Plant of the month winner.

SEVERAL OF THE UNCOMMON BROMS ON DISPLAY IN JUNE



Acanthostachys pitcairnioides
 (Photo: BSI data base)



Pitcairnia heterophylla
 (Photo: Derek)




Deuterocohnia 'Little Marj'
 Collected by Chris Larson 1996
 (Photo: Ron)



Orthophytum warana



Ursulea macraughii (Photo: Ian Hook)



Hohenbergia leopoldo horstii

Plant of the Month winner - June

Grown by: Ron & Bev



Quesnelia 'Tim Plowman'

Other genera certificate winner

Grown by: Adam



Vriesea 'Elata' (Being investigated re genera)



A. orlandiana 'Snow Flake'

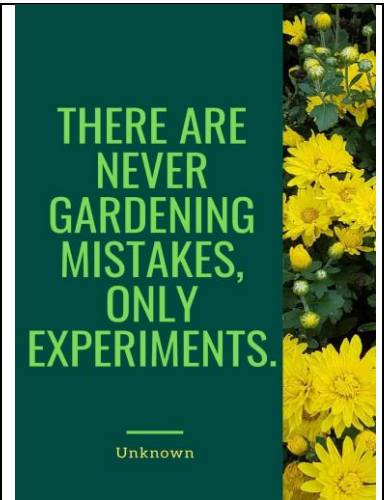
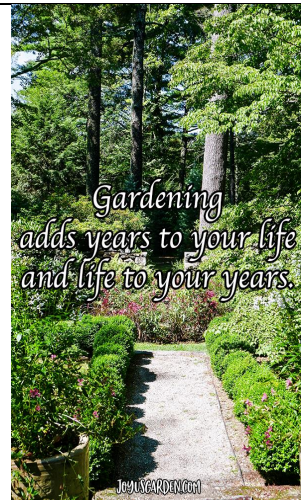


xcanmea "Repton x canistrum triangulare"



Tillandsia 'Tina' (photo: Chris Larson- named after his daughter)

A FEW MORE GARDEN SENTIMENTS.



BUNNINGS NOARLUNGA PRESENTATION



Ron & Bev with display.

This was the 1st since Covid, and there were 2 sessions with 18 in one group & 20 in the other. The majority were interactive & enthusiastic joining in with many questions also volunteering to assist with the more practical goings-on dividing a Neoregelia clump & the group of Tillandsia. Unfortunately there were no broms for sale at the store disappointing several.

Thanks to Milena (Bunnings Activities organiser), Betty, John & Sue for their assistance. *Bev*

Celebrations



Ron explaining putting a till on wood.



We rely on our members to let us know when they or a friend in the Society is celebrating a special occasion that then gives us the opportunity to acknowledge & extend best wishes etc. When it is the significant milestone of 80 we will provide a certificate if given at least a couple of weeks' notice. *Bev*

