



# Bromelcairns



**Bimonthly Newsletter of Cairns Bromeliad Society Inc. 2020 # 4**

*P.O. Box 28 Cairns Queensland 4870 Australia*

<b>President</b>	<b>Dave Weston</b>	<b>0740578604</b>
<b>V-President</b>		
<b>Secretary</b>	<b>Lynn Hudson</b>	<b>0740533913</b>
<b>Treasurer</b>	<b>Steven French</b>	<b>0740322283</b>
<b>Librarian</b>	<b>Steven French</b>	<b>0740322283</b>
<b>Editor</b>	<b>Lynn Hudson</b>	<b>0740533913</b>
<b>Editor Assist.</b>		
<b>Concierge</b>	<b>Nalda Wilson</b>	<b>0740544825</b>
<b>Pop. Vote Stwd</b>	<b>Dave Weston</b>	<b>0740578604</b>
<b>OIC Raffles</b>	<b>Karen Stevens</b>	<b>0740361086</b>
<b>OIC Pots</b>	<b>Frances Boyd</b>	<b>0740552550</b>



**Honorary Life Member - Grace Goode O.A.M.**

**Honorary Life Member - Kay Edington**

**Life Members - Lynn Hudson, Robert (Bob) Hudson, Dave Weston**

\*\*\*\*\*

### **Aims of the Society**

**Promote and Develop Interest in Bromeliads through Friendship  
To Co-operate with similar Clubs throughout the World**

\*\*\*\*\*

**Membership Fee:** \$15 Single, \$25 Family, Country Member \$25.  
\$7.50 junior (if not in family membership)

**Meetings start at 1.pm sharp first Saturday of the month.**

Please bring a cup.

**Library:** All books & magazines borrowed are to be returned in good order to the following meeting. If not on wait list, they may be rebooked.

**Plant Display/Sales:** To participate, a member must be financial and circumstances permitting, have attended at least three meetings in the past six months.

Where the society is charged a stall fee - 20% of sales are deducted for club funds.

No charge venue & meetings - 10% of sales is deducted.

All plants to be clean, free of disease, named and price tagged.


**Show Plants:** Must be the property of and in the custody of the entrant for the past three months. For Society Shows the entrant must be financial and have attended at least three meetings during the past six months.

**Pens, Plant Tags & Pots:** available at each meeting.

**If reprinting article, wholly or in part, please acknowledge Author & Newsletter.** Any article &/or Bromelcairns will be Emailed on request to [lynnie@ledanet.com.au](mailto:lynnie@ledanet.com.au)

Previous issues are on my website [www.bromeliadsdownunder.wordpress.com](http://www.bromeliadsdownunder.wordpress.com)

## 2 Club Activities & Around the Members



**JULY** - Actioning all Covid restrictions we met and enjoyed good company and excellent bromeliads. **Neoregelia Day** and we drooled over the beauties the members showed. They were outstanding and glowing with health.

**MINI SHOW**      1st. 'Banggerreng Rainbow' - Lesley Hepburn  
Neoregelia          2nd 'Red Macaw' - Frances Boyd  
                         3rd 'Malbec' - Steven French



Neoregelia 'Banggerreng Rainbow' ^

Malbec >



### Neoregelia Mini

1st. 'Heart's Blood' - Steven French >>>>  
2nd. 'One & Only' - Lesley Hepburn  
3rd. 'Small World' - Marguerite Sexton



**Neoregelia Multiple**

- 1st 'Groucho' - Max Smith
- 2nd 'Palmares' - Frances Boyd
- 3rd Unnamed - Nalda Wilson



**POPULAR VOTE July  
Open Bromeliad**

- 1st. Neoregelia 'Melanie' - Dave Western >
- 2nd. 'Banggereng Rainbow' - Lesley Hepburn
- 3rd . 'Red Macaw' - Frances Boyd

The true colours of 'Melanie' do not show in photographs. It is a very beautiful plant.



'Banggereng Rainbow' v



'Red Macaw' >

#### 4 POPULAR VOTE

#### Open Cryptanthus



1st. Cryptanthus 'Thriller' Lynn Hudson

2nd. Cryptanthus 'Cosmic Storm' - Dave Weston

3rd. Cryptanthus 'Cosmic Storm' - Steven French



#### Open Tillandsias

1st *Tillandsia brachycaulos* Mexican - Dave Weston

2nd. *Tillandsia tectorum* - Lynn Hudson

3rd. *Tillandsia stricta* - Marguerite Sexton



## Popular Vote NOVICE

- Bromeliad** 1st. *Neoregelia* 'Sweet Dreams' - Max Smith  
2nd. *Neoregelia* 'Painted Delight' -Max Smith  
3rd. *Neoregelia* 'Sonic Bang' - M Smith
- Tillandsia** 1st. *Tillandsia* 'Victory' - Josie Cannon >>>  
2nd. *Tillandsia streptophylla* - Josie Cannon  
3rd. *Tillandsia juncea* - Josie Cannon

*Racinae dyeriana*  
grown by Dave



\*\*\*\*\*

### Some self pollinators of the Tillandsia World by Bob Hudson

I have been growing tillandsia seed for 40 years. When I started it was very hard to acquire seed but when I became a BSI member in 1978 I started to buy seed from Harvey Beltz who operated the BSI Seed Bank. I found a mixed result; some was not viable and did not germinate, probably due to ageing.

The Queensland Bromeliad Society had tillandsia seed growers and I eventually managed to get some from Greg Stewart. Now I have enough plants to have a good supply of seed but always welcome alternate seed from other growers.

Many species self pollinate and set seed. Should you desire to hybridise with any of these plants you would need to gather their pollen and transfer it to the other plant. The self pollinators are –

All of the *Diaphoranthema* group) plus the following

*adpressifolia balbisiana belloensis bulbosa silver butzii festucoides gardneri elongata* v. *subimbricata festucoides gardneri hammeri juncea* large form & minor *juncifolia limbata makoyama paucifolia pruinosa psuedobaileyi schiedeana* major & minor *utriculata variabilis fasciculata* Natural hybrids *floridana, smalliana*

### Tillandsias that are reluctant to flower in the Tropics

Over the years I have purchased plants that looked nice in books but have found they are reluctant to flower for me. Some are the soft green leaf types are not only reluctant to flower but I also find them harder to grow. We are very lucky that we can grow a wide variety of plants – not all are from the tropics but we can grow them well and also have them flower.

While these do not flower in Cairns, some flower on our Tablelands - Creation'

*aeranthos bergeri cacticola deppeana funkiana (grey leaf form) imperialis ixioides kirchhoffiana multicaulis punctulata tectorum zecheri*

We can grow the plants that need cooler climates to flower and many growers from outside our area are happy to be able to purchase these plants.

## 6 Club Activities & Around the Members

**AUGUST** - we have New Members!

Welcome to Joyce Lester, Lin Broadfield & Kerry Moyer. We hope you enjoy learning about our favourite plants. Don't be afraid to ask 'dumb' questions as they are far easier to cope with than dumb results! We will teach you to laugh at both your dumb questions & dumb results. You will find there is a lot of common sense involved in growing bromeliads.

We had a plethora of very beautiful bromeliads to see with Vriesea & Guzmania plus Dyckia, Hechtia & Deuterochonia as mini shows for the meeting.

### POPULAR VOTE

**Open 1st.** *Aechmea chantinii* 'Black' SB clone- Dave Weston

2nd. *Nidularium species* xBrazil - Frances Boyd

3rd. *Aechmea recurvata* - Frances Boyd.



### Open Cryptanthus

1st. *Cryptanthus* 'Imposter Red' - Frances Boyd

2nd. *Cryptanthus* 'San Juan' - Dave Weston

3rd. *Cryptanthus* 'Anne Collings' - Lynn Hudson



## Open Tillandsia

1st *Tillandsia tectorum* - Lynn Hudson

2nd. *Tillandsia bulbosa* - Marguerite Sexton

3rd. *Tillandsia stupendo* - Dave Weston



**NOVICE Bromeliad** All well grown by Max Smith

1st *Vriesea* 'Maroochy Smooch'

2nd. *Neoregelia* 'Donna'

3rd. *Vriesea* 'Mountain Trifle'



## NOVICE Cryptanthus

1st *Cryptanthus* 'Fleck' x 'Black Mystic' - Josie Cannon

## NOVICE Tillandsia

1st. *Tillandsia fasciculata* Florida - Josie Cannon

2nd. *Tillandsia ionantha* - Josie Cannon

Well done Josie & Max, you grow & present them well.



**MINI SHOW - Dyckia & Hechtia**

1st. *Dyckia* Hybrid - Aaron Smythe

2nd. *Hechtia texensis* - Lynn Hudson

3rd. *Dyckia goebringii* - Dave Weston




**MINI SHOW - Vriesea**

1st. *Vr.* 'Mountain Truffle' - Max Smith

2nd. *Goudea* 'Batic' - Lynn Hudson

3rd. *Vr. racinae* - Aaron Smythe



**MINI SHOW - Guzmania**

1st. *Guz. lingulata* x 'Fortuna' - Lynn Hudson

2nd. *Guz. vittata* - Aaron Smythe > > >



*Dyckia maritimus*



*Vr.* 'White Cloud'







## Variegations



The condition of a leaf when certain sections are reduced or totally devoid of green pigments with the result that the leaf has pale stripes, blotches, or bands.


At the World Bromeliad Conference 2002, at St. Petersburg, Bob and I were delighted to meet the esteemed Nat DeLeon who spoke of bromeliad variegation and how he treats these plants to get as many pups as possible.

- \* He overpots the mother plant before she flowers and feeds her both from the top and bottom. The bigger the pot, the more plants he gets.
  - \* If the spike has emerged, he cuts it off to release the hormone that induces pupping.
  - \* He trims and even removes the outside leaves to allow more light to the buds and make more room for the pups to grow.
  - \* If you are feeding heavily and your plant loses variegation, you are over feeding.
  - \* Cut off any green plants and keep only the variegated pups.
  - \* Place all variegated plants in as much bright light as the plant can stand to produce stronger variegation contrasts.
  - \* On seeds - he finds they usually come up albino, then flake and die.
  - \* He has drilled the meristem to produce more pups.
  - \* "As rules are meant to be broken and nothing surprises me about bromeliads", he suggested we try anything, like self pollinating variegated plant flowers to see if they would produce viable seed.
  - \* There has been a lot of talk about radiation producing variegation but Ralph Davis radiated seeds at Oak Ridge - the plants and pups distorted as they grew.
- \*\*\*\*\*

Bromeliaceae are monocots and generally speaking variegation occurs as longitudinal lines which can be any colour and any width that contrasts with the normal leaf colour

Very very rarely variegation is stable, it changes from leaf to leaf or seemingly disappears. Note that we use the term 'Glyph' for those Vrieseas with leaf markings that could also be construed as irregularly coloured!

A fascinating range of leaf patterns or markings to be found in the amazing bromeliad family. Variegation, zonation, marmoration, tessellation, fenestration are just some of the words used to describe the eye candy of leaf patterns we find in this family. Some of the vrieseas are well known for their tessellations, fenestrations and hieroglyphics.



## **Bromeliad Mix**

I mix in thirds - no I do not measure it exactly.

One third scoria, size 15 mil

One third pine bark - I soak this in a bucket

One third potting mix or coir or a mix of both.

The Coir is available as Potting Mix. I never put the whole block into water as it would go slimy before I used it all. I separate into 4 or 5 chunks and soak it in water, it expands to double its size.

I also soak the pine bark as once the plant is potted it is hard to get the mix wet. Then I combine the three products together in my tub.

Once the plant is in I upturn my trowel and mash the mix around the plant top to Make it firm. A wobbly plant does not feel secure and I want roots to form immediately.

Unless the plant has problems or is a seedling I pot once - for the life of the plant.

\*\*\*\*\*

## **Bromeliads are just like people**

Grown from seed or offset.

Planted singularly or Mix Planted

Roots for stability just like a family, some are strong, some weak.

Some well fed and aid the plant. Some fed poorly and just survive.

Strong ones will grow on rocks and cope very well.

The softer the plant the more nutrient is needed.

Leaves - all shapes, sizes and colours. Beautiful and ugly. Some so ugly they are beautiful and attract.

Inflorescence production does not reveal the plant - some are exquisite and come from 'ugly' plants. Some beautiful plants have boring inflorescences.

Some we enjoy just for their colour, they brighten our lives and feed our souls - just like people there are some that are just all show.

Some we bring inside and keep close to us - for us to enjoy their beauty.

Many we leave in place, they make our collection look good.

Sometimes they become 'part of the furniture' and without our care, they wither.

\*\*\*\*\*



English .....

Let's face it - English is a crazy language. There is no egg in eggplant, nor ham in hamburger; neither apple nor pine in pineapple. English muffins weren't invented in England or French fries in France . We take English for granted. But if we explore its paradoxes, we find that quicksand can work slowly, boxing rings are square and a guinea pig is neither from Guinea nor is it a pig..



And why is it that writers write but fingers don't fing, grocers don't groce and hammers don't ham? If the plural of tooth is teeth, why isn't the plural of booth, beeth? One goose, 2 geese. So one moose, 2 meese? One index, 2 indices? Doesn't it seem crazy that you can make amends but not one amend? If you have a bunch of odds and ends and get rid of all but one of them, what do you call it? If teachers taught, why didn't preachers praught? If a vegetarian eats vegetables, what does a humanitarian eat? Sometimes I think all the English speakers should be committed to an asylum for the verbally insane. In what language do people recite at a play and play at a recital? Ship by truck and send cargo by ship? Have noses that run and feet that smell?




How can a slim chance and a fat chance be the same, while a wise man and a wise guy are opposites? You have to marvel at the unique lunacy of a language in which your house can burn up as it burns down, in which you fill in a form by filling it out and in which, an alarm goes off by going on.


English was invented by people, not computers, and it reflects the creativity of the human race, which, of course, is not a race at all. That is why, when the stars are out, they are visible, but when the lights are out, they are invisible.

PS. - Why doesn't 'Buick' rhyme with 'quick' ?

Ha Ha Ha!



Nothing just happens or just gets done,  
Someone has to make it happen or do it.





Tel: (07) 4035 2670 | Fax: (07) 4035 2698

279 Spence Street, Bungalow | PO Box 166, Bungalow QLD 4870

Email: [sales@nuleaf.com.au](mailto:sales@nuleaf.com.au) | [www.nuleaf.com.au](http://www.nuleaf.com.au)

\*fertilisers \*fungicides \*herbicides \*spraying equipment  
\*plastic pots \*orchid & squat pots \*planter bags \*plant tags  
\*potting mix \*perlite \*vermiculite \*charcoal \*orchid bark  
\*shade cloth \*poly films \*weed control mat



Everything for growing gardens

## Hudson's Bromeliads Down Under

Bromeliads & Tillandsias **Bob & Lynn Hudson** ABN 66 951 932 976

47 Boden St. Edge Hill Cairns Phone: (07) 40533 913 043752241

email: [lynnie@ledanet.com.au](mailto:lynnie@ledanet.com.au)

[www.bromeliadsdownunder.wordpress.com](http://www.bromeliadsdownunder.wordpress.com)

[tillandsiabob@gmail.com](mailto:tillandsiabob@gmail.com)



Cairns Lovebirds - bred by Karen Stevens

6 Alabama Street, Whiterock, Qld 4868



[bpklstevens@bigpond.com](mailto:bpklstevens@bigpond.com) Phone 0419021302



"Bromeliad Cultivation Notes" by Lynn Hudson

A little how-to book. Cultivation made easy.

Basics in language anyone can follow



John Catlan's notes - "Bromeliads Under the Mango Tree"

A 'must have' book to help you think and grow your bromeliads better.

Booklet prepared & printed by Lynn Hudson

Both available in bulk at reduced price.

Contact Lynn on 07 40533913 or [lynnie@ledanet.com.au](mailto:lynnie@ledanet.com.au) or

[www.bromeliadsdownunder.wordpress.com](http://www.bromeliadsdownunder.wordpress.com)

"Tillandsias my Way" by Bob Hudson

Tillandsia care Bob's way [tillandsiabob@gmail.com](mailto:tillandsiabob@gmail.com)

