



Bromelcairns



Bimonthly Newsletter of Cairns Bromeliad Society Inc. 2018 # 5

P.O. Box 28 Cairns Queensland 4870 Australia

President	Aaron Smythe	0400288204
V-President		
Secretary	Lynn Hudson	0740533913
Treasurer	Kelly Knight	0418768167
Librarian	Steven French	0740322283
Editor	Lynn Hudson	0740533913
Editor Assist.	Shaughan Terry	
Concierge	Nalda Wilson	0740544825
Pop. Vote Steward	Dave Weston	0740578604
OIC Raffles	Karen Stevens	0740361086
OIC Pots	Frances Boyd	0740552550



Honorary Life Member - Grace Goode O.A.M.

Honorary Life Member - Kay Edington

Life Member - Lynn Hudson

Life Member - Robert (Bob) Hudson

Aims of the Society

**Promote and Develop Interest in Bromeliads through Friendship
To Co-operate with similar Clubs throughout the World**

Membership Fee: \$15 Single, \$25 Family, Country Member \$25.
\$7.50 junior (if not in family membership)

Meetings start at 1.pm sharp first Saturday of the month.

Please bring a cup.

Library: All books & magazines borrowed are to be returned in good order to the following meeting. If not on wait list, they may be rebooked.

Plant Display/Sales: To participate, a member must be financial and circumstances permitting, have attended at least three meetings in the past six months.
10% of sales is deducted for club funds.

All plants to be clean, free of disease, named and price tagged.

Show Plants: Must be the property of and in the custody of the entrant for the past three months. For Society Shows the entrant must be financial and have attended at least three meetings during the past six months.

Pens, Plant Tags & Pots: available at each meeting.

If reprinting article, wholly or in part, please acknowledge Author & Newsletter.

Any article &/or Bromelcairns will be Emailed on request to

lynnie@ledanet.com.au or www.bromeliadsdownunder.wordpress.com
Previous issues are on my website www.bromeliadsdownunder.wordpress.com

2 Club Activities & Around the Members

SEPTEMBER

The first duty - Show Steward Dave presented Marguerite with her Show Hat - after winning Champion Bromeliad at the Cairns Show. Amazing plant, bright hat! Congratulations Marguerite, that *Tillandsia ehlersiana* is a fat magnificent beauty.



September Mini Show Aechmea & Hohenbergia

Aechmeas: 1st. 'Snow Beau' - Lynn Hudson 2nd. 'Two-O-Nine' - Aaron Smythe



<1st. *Hohenbergia pennae*
Aaron Smythe

I imported this plant >
as *Hohenbergia edmundoi*
but the Hoe Planetarium say it is not
but do not say what it is! Luckily it
is a beaut plant - good looking, great
shape & not mean with offsets.
Known now as aff. *magnispica*
Dave grew this beauty. Lynn



3

POPULAR VOTE - September continued

1st. *XSincoregelia* 'Galactic Warrior' - Dave Weston

2nd. *Neoregelia* 'Blackout' – Darryl Lister

3rd. *Aechmea* 'Snow Beau' - Lynn Hudson



Dave's 'Galactic Warrior' was bright and lustrous. The leaves were stacked five high and each row grew on top of the last row. This happens sometimes on this plant but does not necessarily follow through to the offsets.

It is a long time since I have seen *Neoregelia* 'Blackout' and Darryl had grown it to perfection, the leaves so black and showing green at the centre, a real beauty.

Also on show was *Aechmea* 'Loie's Pride' well grown by Frances Boyd.

& *Ursulea tuitensis* grown by Paul Venturi, so red and shiny it looked to be on fire!



4 Cryptanthus

1st. *Cryptanthus* 'Anne Collings' –Dave Weston

2nd. *Cryptanthus* 'Black Magic' – Marguerite Sexton

3rd. *Cryptanthus* 'San Juan' – Lynn Hudson



Tillandsia


1st *Tillandsia* 'Lucille' – Dave Weston

2nd *Tillandsia bulbosa* hybrid – Paul Venturi


3rd *Tillandsia* 'Mal Dofitas' – Bob Hudson



Others shown



fasciculata orange grown by Marguerite & *streptophylla* grown by Bob



Aarons Laundry

Aaron showed us how he cleans the algae from his shadecloth. He has a spare cloth to use on his main shade house while the other is being cleaned.

You could use dishwashing liquid in a spray bottle and it would kill the algae but not get rid of the discolouration. Dishwashing liquid is good for treating algae in the centre wells of bromeliads but wash it out after a couple of hours. I use Alginox (benzalkonium chloride) a pool algaecide. It works by attaching to the algae surface and the cell fills with water and bursts - called lysis.



If you use a spray bottle mix 3mil Alginox to 5litres of water but I have not tried this. I mix 1cup of Alginox to 20 litres of water in a bucket.

I lay the shade cloth on the driveway (so it gets cleaned too!)

I tip the mixture on, spread it with a broom and leave for an hour.

The algae will be killed but the cloth will need to be scrubbed to remove dead algae & accumulated dirt. A strong broom is good for this unless you have a pressure cleaner. Shoes & gloves should be worn.

Then I use a water pressure cleaner with a round attachment to clean the cloth.

I then hang it over the clothes line to dry. //



Queensland Bromeliad Society have done it again - another brilliant display at the Royal Queensland Show to score them the 'Flower & Garden Display' & 'Most Educational Display' Congratulations, a wonderful display & I know the work that goes into putting these together.



Club Activities & Around the Members




OCTOBER

Welcome back to Sharron after surgery, it was a lovely surprise to see you.

Our plants of the month were *Billbergia* & *Quesnelia* - interesting plants were on show.

MINI SHOW *Billbergia* & *Quesnelia*

1st. *Billbergia* 'Brudda Iz' - Lynn Hudson. 2nd. *Billbergia* 'Hallelujah' - Steven French



'Brudda Iz' has wondrous colour on the inside of the leaves and the outside is coated with scurf, looking like powder. It grows to a metre tall.

1st. *Quesnelia* 'Tim Plowman' - Lynn Hudson

2nd. *Quesnelia* 'Tim Plowman' - Nalda Wilson



POPULAR VOTE -Bromeliad

1st X*Sincoraechmea* 'Powder Puff' - Dave Weston

2nd. *Neoregelia* 'Terminator' - Steven French >>

3rd. *Quesnelia* 'Tim Plowman' - Lynn Hudson



7 October Popular Vote continued

XSincoraechmea 'Powder Puff' - Dave Weston- a few days later it flowered!
It is very beautiful - Dave has a knack with these star shaped prickly ones!



Cryptanthus

1st. *Cryptanthus* 'Thriller' seedling - Dave Weston

2nd. *Cryptanthus* 'It' - Marguerite Sexton

3rd *Cryptanthus* 'Starlite' - Lynn Hudson



8 Tillandsias

1st. *Tillandsia capitata* red - Nalda Wilson >>

2nd. *Tillandsia mooriana* - Dave Weston

3rd. *Tillandsia filifolia* - Bob Hudson




Nalda's *capitata* was so red, it looked on fire.
Dave's *Till. mooriana* was perfect, the colours amazing,
leaves glowing, so healthy and well grown.
Also shown were *balbisiana*,
< *intermedia*

ionantha vanhyngii >



Hard to grow Bromeliads



Why is this so ?

Presentation by Aaron Smythe.



Most times we buy bromeliads because they are appealing and do not give much thought to how they will grow in our environment.

Signs of "hard to grow" bromeliads -

Seed - No germination or very slow to germinate and grow.

Plant - Will not develop roots or does not grow or never flowers.

Possible reasons - Climate is either tropical or too dry

Altitude (height above sea level)

Growing medium (terrestrial or epiphytic)



Because bromeliads are not native to Australia they may not be suited to where we live so we need to investigate the origin of the species.

Generally bromeliads located in South America on the eastern side and coastal around our latitude, will grow well for us.

When looking to purchase a species plant or seed I now do some research before I obtain it.

My main reference is the website "Encyclopedia of Bromeliads"



Other possible reasons -

Shock - Bromeliads that are posted and spend a long time to be delivered, can suffer shock.

Possible changes resulting from transportation

* Inability to take up water. The bromeliad sucks in air instead.

* Sudden change in temperature, eg Cairns warm, Sydney cold.

* Sudden change in sunlight.

* Inability to take up carbon dioxide or release oxygen. Blocked stomata from mineral oils from sprays etc.

* Styrofoam - use only food grade foam, eg broccoli, corn or beans, not white goods packagings.//



Flowering! In September we had proud and colourful aechmea spikes. There were *weilbachii* both upright and pendulous, *warassii* & *warassii* var. *intermedia*, *servitensis*, 'Potts'



'Dart' & 'Kiwi Baker' all stood out. Now the alcantareas are reaching for the stars! *Aechmea egleriana* that cruel leafed plant has put up a magical inflorescence and the bees and ants are having a wonderful feed. My best surprise was to have *Vriesea* 'Lynn timer' put up a compound spike. The single spiked 'Isabell' has flowered before. These are the plants John Arden named after me.

Hohenbergias & *xHohenmeas* have also demanded space for their serpentine inflorescences. The *chantiniis* & their hybrids have pushed up bright orange bracts and yellow paddles. It is good to be surrounded by this surprising soul food.

* While we do not have rain ensure the roots of your plants receive moisture - if they start to dry out on the leaf ends they urgently need water in the pots.

* Any plant you purchase or are given, check the mix! You could get a big surprise, sometimes I wonder how they survive. It may work for that growers system but not necessarily your system. I usually repot all plants into my own mix.

* Enjoy the frog hatchings!



Venison for dinner again? Oh deer!
 How does Moses make tea? Hebrews it.
 England has no kidney bank, but it does have a Liverpool.
 I tried to catch some fog, but I mist.
 They told me I had type-A blood, but it was a typo.
 I changed my iPod's name to Titanic. It's syncing now.
 Jokes about German sausage are the wurst.
 I stayed up all night to see where the sun went, and then it dawned on me.
 When chemists die, they barium.
 Why were the Indians here first? They had reservations.
 I didn't like my beard at first. Then it grew on me.
 Did you hear about the cross-eyed teacher who lost her job because she
 couldn't control her pupils?
 When you get a bladder infection, urine trouble.
 What do you call a dinosaur with an extensive vocabulary? A thesaurus.
 Broken pencils are pointless.
 I dropped out of communism class because of lousy Marx.
 I got a job at a bakery because I kneaded dough.
 Velcro - what a rip off!
 Don't worry about old age; it doesn't last.



“Flowers are the sweetest things God ever made, and forgot to put a soul into” Henry Beecher

Indeed, flowers are perhaps one of God's best creations, and while they do have a predominantly short life, it is a significant one nonetheless. Their beauty, fragrance and brilliant colours have the capacity to evoke emotions and feelings in we humans, making a person smile, uplifting their spirits, and in some cases, improving their health too. Flowers are a treat for all occasions, be it anniversaries, birthdays, weddings, and even the more somber events like funerals and illness.

**Life isn't about how you survived the storm,
it's about how you danced in the rain..**

Nothing just happens or just gets done,
Someone has to make it happen or do it.






Tel: (07) 4035 2670 | Fax: (07) 4035 2698
 279 Spence Street, Bundaberg | PO Box 166, Bundaberg QLD 4670
 Email: sales@nuleaf.com.au | www.nuleaf.com.au

*fertilisers *fungicides *herbicides *spraying equipment
 *plastic pots *orchid & squat pots *planter bags *plant tags
 *potting mix *perlite *vermiculite *charcoal *orchid bark
 *shade cloth *poly films *weed control mat




Everything for growing gardens

Hudson's Bromeliads Down Under

Bromeliads & Tillandsias **Bob & Lynn Hudson** ABN 66 951 932 976

47 Boden St. Edge Hill Cairns Phone: (07) 40533 913 043752241

email: lynnie@ledanet.com.au

www.bromeliadsdownunder.wordpress.com

tillandsiabob@gmail.com



Cairns Lovebirds - bred by Karen Stevens

6 Alabama Street, Whiterock, Qld 4868

Phone 0419021302 bpklstevens@bigpond.com



Hosted by the Gold Coast Succulent & Bromeliad Society Inc.

"Golden Broms" 17-20th October 2019

The 20th Australia Bromeliad Conference.

at Seaworld Resort on the Gold Coast.

Good Company, Interesting Guest Speakers, Great Plants.



goldenbroms2019@gmail.com

www.goldenbroms.com



"Bromeliad Cultivation Notes" by Lynn Hudson

A little 'how to' book. Cultivation made easy. Basics in language anyone can follow.

John Catlan's notes - "Bromeliads Under the Mango Tree"

A 'must have' book to help you think and grow your bromeliads better.

Booklet prepared & printed by Lynn Hudson

Both available in bulk at reduced price.

Contact Lynn on 07 40533913 or lynnie@ledanet.com.au or

www.bromeliadsdownunder.wordpress.com

"Tillandsias my Way" by Bob Hudson

Tillandsia care Bob's way tillandsiabob@gmail.com

