



BROMELETTER

***THE OFFICIAL JOURNAL OF
THE BROMELIAD SOCIETY
OF AUSTRALIA INC.***

bromeliad.org.au



**Published by the Bromeliad Society
of Australia Incorporated**

ISSN 2208-0465 (Online)

Vol 59 No 10 - Nov and Dec 2021



Please send articles for Bromeletter to
editor@bromeliad.org.au
and all other correspondence to:
The Secretary, Bromeliad Society of Australia Inc.
PO Box 340, RYDE NSW 2112.

CONTENTS

Management Details	Page 2,3,10,18,24,25,26,27
Member Profile - Bill Homer	4,5,6,7,8,9
2022 Diary	10
This Month's Hints; Vale Robert Weatherdon	11
November meeting 'Show and Tell'	12,13,14,15
November Month competition	16,17
Member news; Bigenerics	18,19
December Month competition	20,21
Sub Genus Hylaeaicum; Tillandsia funckiana	22,23

COMMITTEE

President	Ian Hook	(president@bromeliad.org.au)	0408 202 269
Vice President(1)	Kerry McNicol	(membsec@bromeliad.org.au)	0439 998 049
Vice President (2)	Sari Kilpinen—Hughes		0424 272 467
Secretary	Christine Johnson		02 95193105
Treasurer	Maureen Johns		0414 338 982
Assistant Treasurer	Sari Kilpinen—Hughes		0424 272 467
Editor	Larissa Victoria		0403 253 572
Member	Carolyn Bunnell		02 9649 5762
Member	Helga Nitschke		0447 955 562
Member	John Noonan		02 9627 5704
Member	Amal Eid		amalianne@yahoo.com.au
Member	Bob Sharpley		0439 672 826

OFFICE BEARERS

Book Sales & Librarian	Ian Hook
Member Secretary & Purchasing Officer	Kerry McNicol
Catering	Helga Nitsche
Assist Catering	Annamari Kilpinen
Raffle Sales	Peter Fitzgerald
Plant Sales	Pat Sharpley
Plant of the Month / Show Registrar	Terry Davis
Show coordinators	Ian Hook / Terry Davis
Publicity Officer	Di Tulloch
Public Officer	Bob Sharpley

Photo Front Cover


**Pam Munro's
Alcantarea 'Silver
Plum'
more on
page 23**

Photo: Pam Munro

Greeting everyone,

Our November meeting had just over 50 attendees and a large and very successful sales table with many visitors purchasing bromeliads. We were happy to see several members who had not been to meetings for several years, as well as new members Pam, Roxanne, Nina and Jason.

Thanks to Helga's efforts members were able to enjoy a special lunch at our December 'Christmas meeting' and in addition to our regular meeting activities we had an auction of large alcantareas.



BSA membership is now due for the year 2022, January to December period, and is now \$35 with a discount for those who choose to receive their Bromeletters by electronic means (ie \$25). Send your details to Kerry by email membsec@bromeliad.org.au or see her at meetings to renew.

In these uncertain times please stay sane and continue to enjoy your broms. In 2022 resolve to participate in more in society activities whether bringing broms for the **Just for Show** table, entering competitions, voting, helping set up, posting or commenting on our Facebook page or contributing to future Bromeletters. There are still many who still cannot attend our meetings and these provide a vital link for them.



Most importantly keep safe in 2022.

regards

Larissa (Editor)



Life Members:

Allan Beard
Carolyn Bunnell
Terence Davis
Ron Farrugia
Ian Hook
Graham McFarlane
Bill Morris
David Scott

WEBSITES

Bromeliads in Australia

<http://bromeliad.org.au>

Encyc of Bromeliads

<http://encyclopedia.florapix.nl/>

BSI Cultivar Register


<http://registry.bsi.org/>

Florida Council of Bromeliad Societies

<http://fcbs.org/>

Bromeliario Imperialis

<http://imperialia.com.br/>



MEMBER PROFILE - BILL HOMER


Bill's dad was a keen gardener, so Bill had an interest in all plants from a young age. While on his honeymoon in the Philippines, he saw beautiful palms and tropical plants in the gardens, so on returning home he joined the RBG Palm Society and started landscaping his garden with palms, many of which remain in his garden and provide well needed shade for the bromeliads.

At the Palm society he met Werner and remained a


member here until 2000, only giving up his membership due to his demanding long work hours.

About the same time a friend gave him a few bromeliads. Bill

remembers a *Neo. compacta* and *Neo. 'Wild Ruby'*, and for a long time thought there were no other bromeliads apart from the few he had. When chatting to a neighbour, he expressed his disappointment and was quickly corrected and directed to go to the Hawkesbury Collectors Plant Fair. Here he found brochures for our Spring Bromeliad Fair and also bumped into Werner again. Bill joined the BSA in 2018 and has never missed a meeting, until December 2021 on account of being in hospital.



Aech. orlandiana 'Ensign'



Aech. orlandiana 'Gold Tones'





With two years national service under his belt, Bill spent 37 years working in management with Repco. When there was a restructuring of the company, Bill took the opportunity to get out on his own and do something totally different. Initially he considered a franchise with Bakers Delight, but the hours were horrific for the family, so he decided against this. Instead, he took on a 'Jim's Mowing' franchise, until he semi-retired a few years ago and currently Bill is fully retired.



Most of Bill's

bromeliads from come from our society meetings and fairs, but he also orders rare varieties from the




catalogue of a Byron Bay bromeliad grower.

These rare and more expensive broms are grown in the backyard, in a section with high benches as seen in the photos on this page and the next.





Neo. 'Dreamsickle'



Neo. 'Red Furnace'



Vr. 'Eva Sunspot'



Neo. 'Tantilizer'




Vr. 'Living in Paradise'



Neo. 'Kulima'



Neo. 'Torch Dancer'



Neo. 'Shocking Pink'



Neo. 'Pink Angel'

BILL'S ADVICE TO NEW ENTHUSIASTS

- ◆ Do your research - read books and articles on how and where (position) to grow bromeliads.
- ◆ Talk to people in society with similar environments and genus interests to you.
- ◆ Talk to the growers at the sales table, get to know which growers have the bromeliads that you are most fond of. Talking to the growers will help you understand whether your new bromeliad needs sun, is frost sensitive or tolerant.
- ◆ Grow in pots, because these can be moved until you find the right position.
- ◆ Look at better ways to purchase items you need. Bill buys his shade cloth from an



Cycades from the upper tablelands in the Grafton- Dorrigo area shading the *Neo. compactus*.



importer and he finds this a cheaper option, however of recent times the price has gone up significantly due to increased shipping costs. Bill buys his perlite in large bags. \$40 for 100 litres.



Raised benches on wheels allows Bill to move these when more room on the driveway when required.

Bill makes the best use of every possible space, always taking into account the requirements of each genus, eg vriesea are kept in the shadier spots of the garden.



Left: Billbergias in the shade of the side of the house.


PROBLEMS BILL HAS ENCOUNTERED

Virtually none. Bill said his knowledge from growing palms came across to bromeliads, ie the need to understand growing requirements.

He also learned from other members e.g. not enough light gave you green and lanky leaves and pups. Bill knew that his area had frost and he was able to get advice how to overcome this. He always checks the forecast for temperatures below zero and he uses 'frost cloth'. The **'frost cloth'** is cut into three to four meter lengths making it very easy to cover his entire collection by throwing these directly over the plants.



A large area of the front yard is taken up by broms destined for our meeting 'Sales' table.



Above and below: Bill's impressive large alcantareas edge the perimeter of his courtyard, and get some shade from a row of palms.



Some of Bill's lovely Alcantareas.



HOW BILL GROWS HIS BROMELIADS

Bill grows 90% of his broms under shade cloth except for a few Alcantareas which are in the open courtyard or under palms. He uses 50% shade cloth and in the months of December, January and February he hangs an additional 30% shade cloth underneath the permanent one, attached to the nails on the frame. Bill doesn't use insecticides although at the beginning he bought some Confidor, which is still sitting in his shed.

In the front garden all the broms are in pots on the ground, while in the other parts of Bill's yard he has built raised benches, which allow good air circulation which is vital to prevent diseases in bromeliads.

Bill has obviously retained some of his management skills. His shed has labelled bins for all the bits you need for growing broms. Bins for potting mix ingredients are readily accessible, a potting table at just the right height. Everything is easily accessible. Bill systematically records details on each brom—when, where from who, how much it was and when pups are removed etc. He has a map of each separate area of his land so at any time he can find a particular brom.

If you want to get organised, ask Bill to explain his system to you, it is very simple and effective.



BILL'S POTTING MIX

Bill's mix is a mixture of pine chips, good quality potting medium or the bromeliad - orchid mix, perlite and peat moss (in the hanging pots as they dry out faster). When potting up pups and old mothers he adds slow release fertiliser.

In the summer months he fertilises with Yates Orchid liquid fertiliser and every six weeks sprays with Seasol.

FOR YOUR DIARY—2022

Our first 2022 meeting - 8th January

12th February—Also our AGM at 12 pm

19th March—please note this is the third Saturday of the month

9th April

OUR AUTUMN SHOW is on the 14-15th May

View all the show competition categories on our BSA website.

ANNUAL BSA SUBSCRIPTIONS ARE DUE NOW

On 1st January 2022 fees for membership year Jan -Dec are due.

Annual Membership (Single/Family):	Australia	A\$35
(discount \$25)		

Overseas Membership:	Asia/Pacific Zone	A\$40.
	Rest of the World	A\$45

Direct Debit from your bank to CBA, BSB = 062180, Account = 10010802

Include your name in bank details, and send an email to
Subscriptions@bromeliad.org.au to notify us of transfer.

MAIL ORDER PAYMENTS BY MASTERCARD/VISA.

(Subject to A\$10.00 minimum.)

Members using Mastercard or Visa mail order facility should provide the following details, printed clearly in block letters, on a separate sheet of paper:

- Name and address of **MEMBER**.
- **TYPE of card** (Visa, Mastercard)
- **CARDHOLDER** name details, as shown on card.
- Mastercard/Visa **number** and **expiry date**.
- **CARDHOLDER** signature (essential).
- Payment details (membership renewal, book purchase, postage, etc.)

THIS MONTH'S HINTS

Photos : homepage for each product

Alan Beard reduces damage on his bromeliads, caused by heat radiating from metal, cement and hard surfaces by spreading sugar cane mulch around the base of pots, this also reduces the incidence of slugs and snails, which are more prevalent after the rain.

Karen Czarnecki recommends Swift Grow for general garden use. This relatively new product is an organic liquid fertiliser made from fish products is only available for purchase online.



After all this rain many bugs and fungus problems can appear, **Anna Ernst** has recommended TRIFEND - a Miticide/Fungicide/Insecticide also available as an online purchase and at Four Season Nurseries in Sydney.



VALE ROBERT WEATHERDON

It is with sadness that we inform members of the passing of Robert Weatherdon in September 2021, after a long battle with cancer.

Robert's lovely bromeliad garden was featured in our June 2021 Bromeletter and is a joy to visit. Robert was a regular at our Spring and Autumn Shows and a fan of our Bromeletters.

Our heart felt condolences go to Robert's children and their families.

Daughters Lesley and Denise have kindly allowed some members to visit this beautiful bromeliad garden before the house goes on sale in 2022.



NOVEMBER MEETING

After such a long gap between meetings there were many questions, Show and Tell items and some interesting broms on our **JUST FOR SHOW** table.

Andrew Miller kicked off question time and



wanted to know if his neoregelia was a *Neo*. 'Fireball'. The consensus was, it was a bit too big for a fireball and the stolen's were different.


Kerry McNicol bought in a *Neo*. Grace, a midi, where the inner leaves have grown upright like a tube. The reason for this was not known was this a bug or a virus as Kerry felt this was not an example of quilling.

Bill Homes' *Aechmea blanchetiana* is a sun tolerant bromeliad, but keep in mind the intensity of the Sydney sun isn't consistent throughout the year, so many so called sun tolerant broms need several years/ offspring to become sun tolerant in Sydney. Ian moves his out of the sun during hot days in November, December and January as they do burn. This bromeliad needs light and sun and if grown in the shade will get big, strappy and more green. Positioning under a deciduous tree is a good option. *Aechmea blanchetiana* comes in an orange, yellow, variegated and marginated form.



***Neo*. 'Amazing Grace'** green form, a hybrid from Grace Goode, has great stripes and colour when young but tends to lose this feature as it gets older. It can be very variable from a dark form, some with more red colour while others have thick red lines. It is very variable from grower to grower and position. For a bromeliad to be registered it must be stable (produce same looking offspring) for several generations and have a known parentage.

A bit of background.
***Neo*. 'Fireball'** came to Australia in a shipment of other bromeliads but when inquiries were made regarding its origin, the supplier wasn't forthcoming with information. The first imported *Neo*. Fireball never flowered, and only produced offsets. ***Neo*. big 'Fireball'** is not a registered variety as the parentage is not known.



Lyn Ivanov bought in some sick plants seeking advice on how to deal with them.

- ◆ *Alc. odorata* the tips were damaged by frost.

Ray Henderson, who grows alcantareas commercially, stated 'apart from the damaged leaves this is a healthy plant' and advised - remove the damaged leaves, leave the central 5 to 6 best leaves - repot into a larger (say 12 inch) pot - use good potting mix and add slow release osmocote. This plant needs feeding to recover.



THRIVE or SURVIVE

Alcantareas can be treated differently to other bromeliads i.e. use an ordinary good potting mix add osmocote, as this genus loves fertilisation. Ray says in nature alcantareas **survive**, but he wants his alcantareas to **thrive** hence the addition of fertilisers, so you choose what do you want your alcantareas to do.

- ◆ A sun damaged vriesea. Firstly this is not a sun loving genus and in the wild vrieseas grow in dark, shady spots usually under heavy canopies. The advice - cut off the brown parts and leave the green leaves in place, wait and be patient. It's important to remove dead sections since if you leave the damaged parts on the plant it will rot and this can introduce disease into an already compromised plant. The verdict - this plant will recover with care. It's important to realise that sunburn and frost burn damage look similar.



- ◆ *Aech. fasciata* - Lyn wanted to know if she should bin this plant. Kerry answered with an emphatic "NO, you have a pup coming on". So Lyn needs to trim off the dead bits, turn the pup side towards the sun, fertilise, water regularly and be patient. Stressed plants will use all their energy to produce pups so always look for new buds at the base of broms you are about to throw out.

NOVEMBER MEETING cont

Bob Sharpley's beautifully grown colony of midi neoregelias. These neos require just enough light for the red colour to develop with letting the plants burn. Getting just the right position is crucial.

(Photo: left)



COLONY

A colony is a fully connected group of bromeliads. When entering this category in Spring and Autumn Show competitions, the symmetry of the whole colony (no gaps), overall form and health of each individual plant is judged.

Neo. kautskyii, a yellow neoregelia, will grow in full sun but will take some time to acclimatise. *Neo. kautskyii* is a species that was brought into Australia by Marjorie McNamara. Marjorie was one of the early bromeliad collectors who went into the Amazon to find bromeliads and was responsible for bringing a number of bromeliads into Australia. Many of our society species originate from Marjorie. Bromeliads collected by Marjorie include *Vr. guttata*, *Neo. 'Pink Heart'*.



A cultivar of *Neo. kautskyii* is ***Neo. 'Golden Chalice'*** and has a small compact narrow based rosette intermediate to its parents, with a golden butterscotch colour.

Seed Parent: *wilsoniana* and pollen parent *kautskyii*.

BRINGING IN A BROM FOR IDENTIFICATION



It is often very difficult to identify a bromeliad and should only be attempted when it is in flower. There can be very small differences between two very similar looking plants and finding the correct name requires looking at length, shape and colour of the stamens, petals or sepals as well as leaf pattern, shape, size and colour.

If you don't have a name on your bromeliad please don't just guess and put on a name label.

When you don't know the name of your bromeliad you can put the GENUS e.g. *Aechmea* or *Neo* with NOID after it brackets, (NOID = no identification).

We are all familiar with *Till. usneoides* (Spanish Moss or Old Mans Beard) but thanks to **Terry Davis** the raffle table had clumps of a larger form.

Till. 'Maurice's Robusta' has far thicker leaves and tends to be a grey-green colour, but leans more towards the greyish side unless freshly watered. A native of Mexico, they do well in areas of moisture eg above a river.



'Maurice's Robusta' has become quite popular. Its flowers when it blooms tend towards a yellow or yellow-green hue. There are lots of usneoid varieties including *Tillandsia usneoides* 'Odin's Genuina', *Tillandsia usneoides* 'Spanish Gold', *Tillandsia* 'Old Man's Gold'. Collecting all these varieties alone will keep you occupied for a long time.

Photo left : close up of flower of *Till. usneoides*

Reference: <http://www.bromeliad.org.au/pictures/Tillandsia/usneoides.htm>. Photos: L.Victoria

Anna Ernst - brought in a nidularium which was identified as *Nid. rutilans*, a lovely brom. Here it is a few weeks later as the flowers opened up.

Ray Henderson gave us some information on the *Neoregelia cruenta* which he considers is a top pick for sun loving bromeliads. It gets the best results when grown in full sun and will improve in sun tolerance with



each successive generation. As always, knowing your particular bromeliad requirements, patience and perseverance is key in growing beautiful bromeliads.

Need more sun loving bromeliads?—read this article

<https://www.fcbs.org/articles/full-sun-bromeliads.htm>

Plant of the Month Competition November

Open Judge's Choice

1st	Tillandsia 'Dimmitt's Talent' (photo no 1)	Carolyn Bunnell
2nd	Neoregelia 'Fireball' variegate (photo no 2)	Carolyn Bunnell
3rd	Tillandsia seleriana (photo no 3)	Elizabeth Mudriczki

Member's Choice

1st	Tillandsia seleriana (photo no 3)	Elizabeth Mudriczki
= 2nd	Tillandsia 'Dimmitt's Talent' (photo no 1)	Carolyn Bunnell
= 2nd	Canistrum triangulare (photo no 4)	Kerry McNicol
3rd	Neoregelia 'Blushing Tiger' (photo no 5)	Harold Kuan



9



4

5



3



7



Novice Judge's Choice

1st	XNeomea 'Strawberry' (photo 6)	Janet Kuan
2nd	Neoregelia 'Crackerjack' (photo no 7)	Janet Kuan
3rd	Aechmea nudicalulis (photo no 8)	Janet Kuan

Novice Member's Choice

1st	XNeomea 'Strawberry' (photo 6)	Janet Kuan
2nd	Neoregelia 'Crackerjack' (photo no 7)	Janet Kuan
= 3rd	Neoregelia 'Hojo Rojo' (photo no 9)	Anna Ernst
= 3rd	Neoregelia 'Purple Star' (photo no 10)	Amal Eid

Margaret Draddy Artistic Competition

1st	'Spring' (photo no 11)	Janet Kuan
2nd	'Shining Light' (photo no 12)	Larissa Victoria



10



11



8



6



1



2



12




Pam writes "this is my Alc. 'Silver Plum' which has flowered just in time for Christmas".

Additional Information: "Alcantarea 'Silver Plum' was registered by R. & M. Dilling, N.S.W. AU. 2002.

This large alcantarea has powdery grey-green upper foliage with a deep red/plum underside and grows 120 cms. diam. x 240 cms. high, producing a tall spike.

It has unknown parentage. One of the most majestic bromeliads.



Financial Reports - October, November 2021 - Maureen Johns

Opening Balance 01/10/2021	\$ 12,557.49
Add Income	\$ 448.90
Less Expenses	\$ 1,991.76
Closing Balance 31/10/2021	\$ 11,014.63

Opening Balance 01.11.2021	\$ 11,014.63
Add Income	\$ 2,458.39
Less Expenses	\$ 825.50
Closing Balance 30.11.2021	\$ 12,647.52

BIGENERICS

Source: Geoff Lawn posts and excerpt from article - - www.fcbs.org/articles/Bigenerics.htm: wikipaedia; Collins dictionary.

On page 17, in our November competition, Janet Kuan's winning entry is a *XNeomea* 'Strawberry'. This is a bigeneric ie a hybrid derived from two different genera.

Bromeliad bigenerics are virtually unknown in the wild because fertility barriers, different blooming times and geographical range prevent most species in different genera from cross-breeding. In large cultivated collections breeders can try many combinations but we tend to hear only of the progeny which survived and were not culled. Certainly pollen storage assists with otherwise non-simultaneous flowering parents, but the biggest obstacle to success appears to be still genetically-incompatible 'partners' as the parental genes of different genera simply don't mix.

Although several bigenerics date back to the 1880s, relatively few bigenerics were bred before about 1960. In fact, certain combinations were thought impossible to create, but bromeliad hybridising overall has escalated since and bigenerics have proliferated accordingly, despite the gene-mixing difficulties by artificial cross-pollination.



combined with the last syllable(s) (or whole name). of the other genus name, whichever combination works best for spelling and pronunciation.

Photo right: Janet Kuan - *XNeomea* 'Strawberry' from *Neoregelia carolinae*(?) - seed x *Aechmea recurvata* v. *benrathii*(?) ollen - Hybridizer: Hummel.

Photo left: L.Victoria - *xLuthandsia* 'Carlsbad' from *Till. malzinei* x *Lutheria glutinosa*

The International Code of Nomenclature for Cultivated Plants (ICNCP), also known as the Cultivated Plant Code, is a guide to the rules and regulations for naming cultigens, plants whose origin or selection is primarily due to intentional human activity. The first edition of the ICNCP, which was agreed in 1952 in Wageningen and published in 1953.

Naming of Bigenerics

Bigeneric genera names have "X" inserted before the name to distinguish them from standard, botanically-described genera names. Under ICN Rules, the first syllable or syllables (or whole genus name) of one established genus name is




Plant of the Month Competition December

Open Judge's Choice

- | | | |
|-----|--|-----------------|
| 1st | Billbergia 'Halley's Comet' (photo no 1) | Carolyn Bunnell |
| 2nd | Tillandsia 'Cooloola' (photo no 2) | Harold Kuan |
| 3rd | Billbergia '1914' (photo no 3) | Kerry McNicol |

Member's Choice

- | | | |
|-------|---|---|
| 1st | Tillandsia juncea (photo no 4) | Ron Farrugia |
| = 2nd | Billbergia 'Halley's Comet' (photo no 1)
Tillandsia schiedeana (photo no 14)
Tillandsia velutina (photo no 5) | Carolyn Bunnell
Ron Farrugia
Helga Nitschke |
| 3rd | Tillandsia 'Cooloola' (photo no 2) | Harold Kuan |



no 14

no 9

no 4

no 8

no 11

no 3

no 2

Novice Judge's Choice

1st	Vriesea rubyae (photo no 6)	Mark Belot
2nd	Neoregelia 'Fire and Ice' (photo no 7)	Amal Eid
3rd	Racinae crispa (photo no 8)	Amal Eid

Novice Member's Choice

1st	Neoregelia 'Forest Drive' (photo no 13)	Janet Kuan
= 2nd	Racinae crispa (photo no 8)	Amal Eid
	Neoregelia 'Royal Burgundy Supreme' (photo no 9)	Amal Eid
3rd	Neoregelia 'Fire and Ice' (photo no 7)	Amal Eid

Margaret Draddy Artistic Competition

1st	'Curly Girl' (photo no 10)	Amal Eid
2nd	'Joy to the World' (photo no 11)	Janet Kuan
3rd	'Grey Wave' (photo no 12)	Larissa Victoria




no 5



no 1

no 12



DECEMBER MEETING - SUB-GENUS HYLAEAICUM

Kerry presented a lesser known group of bromeliads - the sub genus Hylaeaicum.

When botanists put broms into family groups or a genus they base this classification on the common traits of these bromeliads. Commonality of bromeliads can be an area - eg Amazon Basin, type of growing environment or anatomical structures such as fruits, seeds and stigmata. Occasionally genera (plural of genus) are split sub-groups. Such has been the history of the hylaeaicum group. It has been considered a sub-genus and has moved from one genera to another. Of recent times it has been seen as a subgroup of Neoregelia. But in April 2021 Leme and associates* have proposed a re-evaluation of the Amazonian Hylaeaicum to be included in the Aechmea alliance, and to exclude it from the "Nidularioid complex" in general and from Neoregelia in particular.

On what basis did they do this? They did this by looking at live specimens, either collected in the field or those grown at Mary Selby Gardens as opposed to dried ones. They state, they looked at previously ignored characteristics of molecular phylogenetic and morphological characters, such as clonal growth, inflorescence structure, petal and corolla conformation, petal appendages, ovary, ovule, stigma, pollen, fruit, and seed, as well as seed anatomy.

Yes, it gets very technical, but here is what we know about this unique group.

- ◆ Occurs in the Amazon basin area
- ◆ Only 12 known species hylaeaicum.
- ◆ Some are difficult to grow.
- ◆ They don't like the cold.
- ◆ They like humidity.
- ◆ Many have spiky leaves and black spines.



Hylaeaicum wurdackii



At the moment Hylaeaicum remains part of the genus Neoregelia; as the 'proposed' re-evaluation has not been officially accepted.

Right: *Hylaeaicum mooreanum*
Left: *Hylaeaicum pendulum*



Hylaeaicum eleutheropetalum (Photo: bottom right) and var. bicolor and also var. eleutheropetalum

Hylaeaicum levianum

Hylaeaicum margaretae

Hylaeaicum meeanum

Hylaeaicum mooreanum

Hylaeaicum myrmecophilum

Hylaeaicum pendulum

Hylaeaicum pendulum var. brevifolium (Photo: middle right) and var. pendulum

Hylaeaicum peruvianum

Hylaeaicum roseum

Hylaeaicum stoloniferum

Hylaeaicum tarapotoense

Hylaeaicum wurdackii

The problem with using dried specimens is that some anatomical characteristics may be lost in the drying process. It's good to remember many of the early work of botanists relied solely on dried specimens, as travel was more difficult and expensive. This was a time with no cameras and plant expeditions had illustrators / artists to accompany them to record new species. For example Joseph Banks had Sydney Parkinson, a Scottish botanical illustrator and natural history artist on board the Endeavour who studied and illustrated the specimens collected by Banks.



* E.M.C. Leme, G. Zizka, J. Paule, J. Aguirresantoro, S. Heller, I.M. Ramírez M., H. Halbritter, J.E.A. Mariath, J.D.T.D. Carvalho & R.C. Forzza

Do you have the time or patience to grow this type of specimen?

Paul Isley Of Tropicana in Los Angeles shows his 47 year old clump of *Tillandsia funckiana* plant, which started from just one plant, it grows just attached



to itself no other attachment. When it blooms it turns a bright coral - orange colour, becoming a spectacular sight.

Source: YouTube- Rainforest Flora Botanical Showroom Tour: Photos- BSA website.

Photo right: Bruce Dunstan 2012
Photo left: Bob Hudson 2017





**BROMELIAD SOCIETY of AUSTRALIA INC.
ANNUAL GENERAL MEETING & ELECTION OF
OFFICE BEARERS**

SATURDAY 12th FEBRUARY 2022

NOTICE IS HEREBY GIVEN

that the Annual General Meeting of The Bromeliad Society of Australia Inc. will be held on

Saturday 12th February 2022, at 12noon

in the Federation Pavilion, Castle Hill Showground

At each AGM 'all elected office bearers. . . shall retire and the meeting shall elect members to fill the positions (Rule 25) as set out in rule 17'. *(Rule 17 states that the Management Committee of the Society shall be not less than seven(7) and not more than twelve(12) members (called Office Bearers). The President, Vice Presidents (2), Secretary, Treasurer, Editor and Membership Secretary, shall be ex-officio members of the committee).*

Candidates for each position on the committee must be nominated and seconded; such nominations to be signed by each nominator and nominee and to be in the hands of the current Secretary at least twenty-one (21) days before the AGM. The last date for the receipt of nominations by mail will be:

Saturday 22nd January 2022.

Only members whose subscriptions are fully paid for 2021 will be eligible to nominate /accept nomination and vote. (Rule 32) Members wishing to stand for positions on the Executive Committee and other offices within the Society, should obtain the relevant form from the Secretary. They should ensure that the form is completed appropriately and in the hands of the Secretary not later than Saturday 22nd January 2022.

AGENDA: Minutes of the previous AGM 2021 President's Annual Report, Treasurers Annual Financial Report, Election of Officers Matters arising from the above. General Business will be discussed at the Open Meeting held on the same day, following the conclusion of the AGM.



The Bromeliad Society of Australia Inc.

Also at:
Bromeliads in Australia
bromeliad.org.au

Application for New Membership

Or

Renewal of Annual Subscriptions

Subscriptions fall due on **1st January of each Year**

Annual Subscription Rates are:

IF YOU OPT TO RECEIVE YOUR BROMELETTER BY EMAIL YOU WILL RECEIVE A \$10 DISCOUNT

(Please note: Members who join between Spring Show and December 31st are covered for the following year.)

Membership* (Single or Family)	Bromeletter by Post	A\$35.00	
Membership	Bromeletter by email only	A\$25.00	

*** ADD AIRMAIL POSTAGE:**

- A\$15.00 if you live in New Zealand, Thailand, Taiwan, Indonesia, Philippines (Asia/Pacific Zone)

- A\$20.00 if you live in Europe, South Africa, United Kingdom, USA (Rest of the World Zone.)

Please complete the form below to confirm your membership details and return it with your subscription payment or payment advice. This will allow us to update our records where necessary. Once again, please note that overseas members must include the relevant airmail postal costs with their subscription.

Return form with payment to:

The Secretary, The Bromeliad Society of Australia Inc.
P.O.Box 340, Ryde, NSW 2112, Australia.

Given Names: _____ **Surname:** _____ Mrs/Miss/Ms/Mr/Dr

Address: _____ (PLEASE PRINT!)
_____ (PLEASE PRINT!)

Contact: Mobile: _____ Private: _____

Email: _____ (PLEASE PRINT!)

I wish to receive my Bromeletter by: email _____ (\$25); Australia Post _____ (\$35)

Membership = \$35 Annual fee \$25 Bromeletter by email

+ \$15 Asia Pacific Airmail or +\$20 Rest of World Airmail or Australia free surface mail

Payment: Cheque () Cash (\$ _____) Postal Order () Direct Debit ()

Bankcard – type (Visa/Master) _____ Card holder name _____

Card Number _____ Expiry _____

Signature _____

Direct Debit from your bank to CBA, BSB = 062180, Account = 10010802

Include your name in bank details, and send an email to Subscriptions@bromeliad.org.au ASAP to notify us of transfer.

NAME USE AUTHORISATION: Under the provisions of the Privacy Act, recently passed by the Federal Government, use of names and references to private details, such as: new member, illness, holidays and items of a similar nature, such as those contained in Members' Update, may only be published with the written permission of the person concerned. This is a government requirement, not this Society's.

Do you agree to having such personal information included in the Bromeletter?

Yes () No () Signature: _____ Date _____

If you have seed to donate please contact Terry .

Below is the list of seeds in our Seed Bank.

<i>Neoregelia kautskii</i>	5.10.19	Terry Davis
<i>Al. imperialis rubra</i>	15.10.19	Terry Davis
<i>Pseudalcantarea viridiflora</i> (red under leaf)	23.10.19	Terry Davis
<i>Tillandsia fasciculata</i>	28.5.20	Steve Molnar
<i>Tillandsia setacea</i>	22.5.20	Steve Molnar
<i>Tillandsia ionantha</i> (Mexico)	7.5.21	Greg Aizlewood
<i>Tillandsia streptocarpa</i>	18.5.21	Greg Aizlewood
<i>Tillandsia fasciculata</i> (yel/green multispikes)	7.6.21	Greg Aizlewood
<i>Tillandsia utriculata</i> (Florida)	25.6.21	Greg Aizlewood
<i>Tillandsia butzii</i>	30.9.21	Bob Hudson
<i>Tillandsia gardneri</i>	2.10.21	Greg Aizlewood
<i>Catopsis nutans</i> (Florida)	Sept 21	Greg Aizlewood
<i>Vriesea regina</i>	Sept 21	Greg Aizlewood
<i>Alcantarea</i> 'Silver Plum'	2.10.21	Greg Aizlewood
<i>Tillandsia fasciculata</i> small form – up to 30cm	11.21	Kerry McNicol
<i>Pseudalcantarea viridiflora</i>	22.10.21	Kerry McNicol
formally <i>Tillandsia viridiflora</i>		
<i>Tillandsia tricolor</i>	11.11.21 and 17.11.21	Terry Davis
<i>Tillandsia utriculata</i>	22.10.21	Gordon Slack
<i>Tillandsia heterophylla</i> -	8.11.21	Gordon Slack

not easy ex M.Kellett Plant

Seeds cost 50¢ per packet (plus postage) for Members and Seed Bank supporters
or \$1 per packet (plus postage) for all other enquiries:

Contact **Terry Davis (02) 9636 6114 or 0439 343 809**

We would like to welcome our recent
bromeliad enthusiasts

Pam Allen

Jason Mifsud

Roxanne Phan

Nina Woodcock

Peter Bestel

Russell & Delma Pullen



LITERATURE for Sale

<http://www.bromeliad.org.au/Contacts/BSALibrarian.htm>

TITLE	AUTHOR	PRICE
Bromeliads for the Contemporary Garden	Andrew Steens	\$20.00
Bromeliads: A Cultural Manual (Rev. ed. 2007)	BSI	\$ 6.00
Bromeliad Hybrids 1: Neoregelias	Margaret Paterson	\$25.00
Bromeliads Under the Mango Tree	John Catlan	\$10.00
Bromeliad Cultivation Notes	Lyn Hudson	\$10.00
Growing Bromeliads – 3rd Ed. by BSA IS BACK!		\$20.00 (member price)

COLLECTORS' CORNER

BROMELIADS – a large colourful range of Bromeliads, both species and hybrids of many genera. Includes a very large range of Tillandsias. A mail order list of Tillandsias is available upon request.

We also specialize in orchids, cacti, succulents, hoyas, bonsai and carnivorous plants, PLUS gems, fossils, natural history, books and much MORE!



810 Springvale Rd., Braeside
VIC 3195

PH: 03 9798 5845, FAX: 03 9706 3339

E-MAIL: sales@collectorscorner.com.au

WEBSITE: www.collectorscorner.com.au

Open 9am-5pm 7 days a week.

M. J. PATERSON

212 Sandy Creek Road,
GYMPIE QLD 4570

A Large Range of Bromeliads For Sale, especially our own hybrid Neoregelias, Tillandsias, Cryptanthus and Vrieseas

Do call in if you are up this way.

But, please, phone first.

Phone/Fax: (07) 5482 3308.

E-mail: wm_paterson@bigpond.com

Also available

Bromeliad Hybrids. "For My Own Satisfaction" Book 1.

Neos. "For My Own Satisfaction"

Book 2. Crypt., Til., Vr., etc.

Books available on-line at

www.bromeliad-hybrids.com

FOREST DRIVE NURSERY

Prop: Peter Tristram.

C/- P.O. BOX 2, BONVILLE NSW, 2441

(a few miles south of Coffs Harbor.)

Specialising in SPECIES and VARIEGATES from mostly imported stock.

TILLANDSIAS to titillate the most discerning fanciers.

Beautiful VRIESEAS (including 'silver' species).

GUZMANIAS, AECHMEAS, NEOREGELIAS, etc.

Visitors welcome—phone first: (02) 6655 4130 A.H.

Send S.A.E. for MAIL ORDER list of quality plants.

POSTAGE

PAID

AUSTRALIA

**PRINT
POST**

PP100001193



***If undelivered, return to:
Bromeliad Society of Australia
P.O. BOX 340, 2112
Ryde NSW
BROMELETTER
Print Post Approval
No. PP100001193.***