



# Connecticut Orchid Society

## Newsletter

December 2017  
**58 Years & Growing**  
*The First, Original Orchid Society in Connecticut*

*Affiliated with the American Orchid Society and Orchid Digest*

### Next Meeting

**Wednesday December 13th,  
Farmington Senior Center  
321 New Britain Ave,  
Unionville (See last pg. 8 for  
map & directions)**

6:00 pm.: Doors open. Socializing be-gins. Come early and help set-up for the meeting.

7:30 pm: Business meeting begins

8:00 pm: Featured speaker and/or presentation begins.

### This Month's Featured Event Holiday Party!

Come eat drink and be merry with us at the Farmington Senior Center. Show your orchids, bring plants to trade, buy or sell, and show off all your winter blooming orchids! Please bring your favorite dish, appetizer, or dessert, whatever strikes your fancy for all to share.



For notice of last-minute or inclement weather cancellation, visit our website [www.ctorchids.org](http://www.ctorchids.org).



### Inside this Issue

June 2017 Volume LVIII Issue VI

#### Regular Features

- Next meeting .....1
- This Month's Featured Event.....1
- COS Mission Statement .....1
- Upcoming events.....2
- Mentor list / Presidents message.....3
- AOS Corner..... 4
- Random Drivel.... 5
- Show table/ pictures.....6- 7
- Map &/or Directions to Mtg. Location...8

Members with last names beginning with "A" through "M", please bring goodies for this month's refreshment table.



Connecticut Orchid Society (COS) is an incorporated non-profit 501 (c) (3) organization founded in 1959. Please consider making a charitable contribution to COS. Most donations made to COS are tax deductible.

#### Contact us:

**Write:** Connecticut Orchid Society, Inc.  
Editorial Office  
P.O. Box 198  
Farmington, CT 06034-0198  
**E-mail:** President Cheryl Mizak  
[president@ctorchids.org](mailto:president@ctorchids.org)  
Editor: Monty Sabolcik  
[editor@ctorchids.org](mailto:editor@ctorchids.org)

### Connecticut Orchid Society Mission Statement

The Connecticut Orchid Society is an incorporated, non-profit association for the preservation and extension of knowledge concerning the conservation, ecology, science, cultivation, hybridization, appreciation and uses of orchids; and to carry on such activities as may be necessary or desirable to effectuate such purposes.

## 2017 Connecticut Orchid Society Officers & Posts

PRESIDENT	<i>Cheryl Mizak</i>	(203) 264-6096
VICE-PRESIDENT	<i>George Sabolcik</i>	<a href="mailto:msabocik@cjryouth.org">msabocik@cjryouth.org</a>
TREASURER	<i>David Tognalli</i>	(860) 521-7249
DIRECTOR -AT- LARGE	<i>Sue Kennedy</i>	(860) 567-1337
DIRECTOR -AT- LARGE	<i>Rebecca Schwartz</i>	<a href="mailto:Rebecca.r.schwartz@gmail.com">Rebecca.r.schwartz@gmail.com</a>
RECORDING CO-SECRETARY	<i>Carla Koch</i>	(203) 272-8121
RECORDING CO-SECRETARY	<i>Tom Russell</i>	(203) 298-4574
MEMBERSHIP CHAIRPERSON	<i>Mary Rampone</i>	(203) 263-2831
CORRESPONDING SECRETARY	<i>Sharon SmithDelisle</i>	(203) 744-1849
EDITOR, LIBRARIAN/HISTORIAN	(Vacant)	
AOS REPRESENTATIVE	<i>Cheryl Mizak</i>	(860) 824-0561
CONSERVATION CHAIRPERSON	(Vacant)	
SPECIAL EVENTS COORDINATOR	(Vacant)	(203) 264-6096
REFRESHMENT CO-CHAIR	(Vacant)	
WEB MASTER	<i>Mary Ellen Wilson</i>	(203) 433-4161

## Upcoming Events



Shows season is starting! There are numerous shows coming up in the near future. Please speak to an AOS member to let us know if you are available to help us put on a killer display at our sister societies.

## Mentor List



The following COS members are available to answer your culture questions and help you with any orchid growing problems you may have:

**Judy Becker** [judybecker40@att.net](mailto:judybecker40@att.net) (860) 824-0561 (8:00--8:00 pm) Greenhouse growing methods: Wide variety of species & hybrids

**Sam Hinckley** [samuelhinckley@comcast.net](mailto:samuelhinckley@comcast.net) (860) 688-0943 (After 7:30 pm) Windowsill growing methods: Species & hybrids

**Glenn McGeough** [mcgeough7@gmail.com](mailto:mcgeough7@gmail.com) (203) 482-3973. Specializing in Cattleyas.


**Jeffrey Richards** [jeffrey.richards@snet.net](mailto:jeffrey.richards@snet.net) (Contact anytime). Greenhouse growing methods: Specializing in Paphiopedilums.

**Sharon SmithDelisle** [sharonsmithdelisle@hotmail.com](mailto:sharonsmithdelisle@hotmail.com) (Contact anytime) Under lights & windowsill growing methods: Bulbophylums, Cymbidiums, Dendrobiums, Paphiopedilums, Miltoniopsis & mixed genera.

**David Tognalli** [dtog54@sbcglobal.net](mailto:dtog54@sbcglobal.net) (860) 521-7249 (Contact evenings & weekends) Windowsill & outdoor growing methods: Warm growers, Cattleyas, Dendrobiums & mixed genera.

**COS Membership Information :** \$20/yr. Individual \$25/yr. Family \$200 Individual or \$250 Family Lifetime Membership (never pay dues again!) Visit [www.ctorchids.org](http://www.ctorchids.org) to apply for/renew membership. We accept Paypal. Contact Membership Chairperson Mary Rampone at [www.COSMembership@earthlink.net](mailto:www.COSMembership@earthlink.net) for more details.

**Membership Policy** Membership is open to anyone interested in orchids. Members join the Society by payment of annual dues. Memberships may be individual, student, family, life or honorary. Honorary membership is for life and is made by nomination of the Board of Directors and majority vote of the membership present at a regular meeting. The newsletter is published each month except July and August. Annual membership includes electronic delivery of the newsletter.



## Dues are DUE!

Please don't forget to renew your membership. As a reminder, if you signed up for Autopay through Paypal, it tends to renew in the month that you originally joined, so double check with membership to ensure that you continue to receive the newsletter and emails from the club. If not, please remit payment to ensure you remain a member in good standing. In addition, the board is always seeking member input on how to improve the club, and how to attract new members. We have lots of great things planned for the upcoming year, don't miss out. As I have said before, \$20 for the year is worth is for the access to the vendors alone in my mind, nevermind the myriad other benefits of COS membership :)

**Content Acknowledgement** All information, opinions, reporting and recommendations that appear in this newsletter are those of the editor (unless otherwise noted) and do not necessarily reflect those of the Connecticut Orchid Society. The editor is deeply indebted to the American Orchid Society for the free reprinting of articles, photos, tips & tricks, advice, checklists, etc. from its monthly magazine *Orchids* without which the COS newsletter, and its membership would be the poorer.



Cheryl Mizak

Hello,

We are moving the normal start time of the meeting up a half an hour, and will be starting appetizers and salads at six, with the main dishes being eaten at 6:30. Please don't forget to renew your membership this month. Also, remember that show season starts in earnest next month, and it is important to participate in sister society shows so that they reciprocate when we resume having our show next year. Shows are a great way to exhibit your orchids for potential ribbons, rosettes, or the coveted AOS awards while also helping COS raise its profile simultaneously. See everyone on the 13th in Farmington.

### Random news, notes, and potential knowledge.....

Last month, Tom was around to take notes on the presentation and write up a recap. Tom did not go last month, and for the life of me I could not do justice to what Alan presented from memory. As such, I am taking the easy way out and attaching an excellent article in its entirety written by the man himself from the AOS website. It will be attached to the end of the newsletter.

There was some question as to whether or not it was kosher to reprint articles in the newsletter in whole from the AOS website. We have clarification that this is indeed okay, so read away without the specter of copyright infringement coloring the experience for you.

I am also attaching a flier to the end of the newsletter regarding the AOS Northeast Judging Center Annual Auction, which is this coming Saturday the 16th. After some digging by Cheryl and yours truly, we discovered that the NJ orchid society is the sponsor of this event, and has a list of plants that will be available for auction available here: [njorchids.org](http://njorchids.org)

To see the list of plants, click on the events tab. I did not include a list, as she said it is being constantly updated until Saturday. This year they have added pictures where they could with the list, which is helpful. Don't forget that following the auction is a scheduled monthly judging, so you have the opportunity to buy some rare plants and possibly win an AOS award in the same day.

I attended last year, and while some of the rare big richard plants went for big dollars (I remember a FCC division of a catasetum saccatum from the Huntington collection went for like 500 or something wild like that) the prices on the whole were not too crazy, and there were some bargains to be had. I do know that they had a ton of Phil and Ann Jesup plants that had been donated for the auction last year, and often the judges bring divisions of rare stuff from their collections to auction as well. The auction is in Stamford at the Bartlett Arboretum, and they feed you as part of it. The only real downside that I remember is that the auction can run long, as they had tons of plants to go through.

Please remember that Show season and the CT flower show is coming up, and we are going to need both volunteers, and blooming plants.



## Upcoming Webinars:

### Greenhouse Chat with Ron McHatton

Thursday December 14th, 2017 @ 8:30 PM — 9:30 pm, EST *Everyone invited*

Please join Ron McHatton, American Orchid Society Director of Education and Science Officer, who will discuss a variety of topics on orchid culture based on questions submitted by attendees. Please send your questions to [stillisch@cox.net](mailto:stillisch@cox.net) by December 10th.

Register now using this link: <https://register.gotowebinar.com/register/2847045007049760515>

**Note:** After registering, you will receive a confirmation email containing information about joining the webinar

### Random webinar plug of the month:

Fred Clarke has an excellent lecture on Novelty Cattleia Breeding in the archived webinar section. He focuses on how he has been breeding splash petal and blue Cattleias, which is interesting enough, but he talks culture at the end of it, and there are many hidden tricks and tips in there that would be good for all growers.

For example, one of the main cultural tips I took from this presentation was that we are fertilizing our plants very differently than they get nutrition in nature. When orchids are growing on the side of a tree, they receive nutrients every time it rains in minuscule amounts. He states that rather than "weakly, weekly" advice that we have all heard is largely nonsense, and that a tiny amount of fertilizer at each watering would be better for our plants. He posits that orchid roots are so efficient at taking up nutrients, that the amount of fertilizer needed to feed them is so slight that you would not even be able to taste it should you drink the finished fertilizer mix. (Obviously, please do not try drinking fertilizer.) This is a good example of one of those "golden rules" of orchid growing that is often repeated but yet is not up to date with what serious growers are doing. Anyway, watch the webinar, it is well worth your time.



This is a division of the same plant- Dave gave me a cutting about 18 months ago, and look how differently they bloomed under the different conditions: lip different, color different, (not showing well in the photo) and wider petals on Dave's plant on the right. Weird huh?



## November 17 Show Table

Culture is as noted: C- cool I-Intermediate W-Warm G- Greenhouse WS- windowsill L- Lights

Catasetum Razzle-Dazzle	M. Sabolcik	w, g
Cattleya aclandiae (aclandiae '3141' x aclandiae 'Exotic Jaguar)	M. Sabolcik	w, g
Cattleya labiata var. rubra	M. Sabolcik	w, g
Cattleya labiata var. rubra	D. Tognalli	i, w
Cattleya Royal Walk 'Snow Drift'	M. Sabolcik	w, g
Cattleya Tinsywinsky syn. Sophrolaeliocattleya	M. Sabolcik	w, g
Clowesia Black Jade 'JEM' HCC/AOS x Catasetum Frilly Doris 'SVO' AM/AOS	Mitchell/Santin	i, w
Cycnoches Anne-Kathrin Berger x Cycnoches warscewiczii	M. Sabolcik	w, g
Cycnoches Richard Brandon x Cycnoches Chlorage	M. Sabolcik	w, g
Cycnoches warscewiczii 'SVO' x Cycnoches Martha Clarke 'SVO'	M. Sabolcik	w, g
Dendrobium victoria-reginae	D. Tognalli	i, w
Epigeneium nakaharaei	R. Schwartz	i, w
Oncostele Wildcat 'Green Valley' syn. Colmanara	M. Sabolcik	w, g
Restrepia brachypus	R. Schwartz	i, w
Cattleya Katherine Clarkson syn. Sophrolaeliocattleya x Rhyncholaeliocattleya Leopard Gem syn. Brassolealocattleya	M. Sabolcik	w, g
Rhyncholaeliocattleya Norman's Bay 'Gothic' AM/AOS (Rc. Hartland x C. Ishtar)	G. McGeough	i, g
Rhynchovola David Sander (Brassavola cucullata x Rhyncholaelia digbyana)	D. Tognalli	i, w



*Oncostele Wildcat 'Green Valley'*  
syn. *Colmanara*



*Cattleya Tinsywinsy*  
syn. *Sophrolaeliocattleya*



*Cattleya Royal Walk 'Snow Drift'*



*Cynoches warszewiczii 'SVO'*  
x *Cynoches Martha Clarke 'SVO'*



*Cynoches Richard Brandon*  
x *Cynoches Chlorage*



*Catasetum Razzle-Dazzle*



*Cattleya Katherine Clarkson*  
x *Rhyncholaeliocattleya Leopard Gem*



*Rhynchovola David Sander*  
(*Brassavola cucullata* x  
*Rhyncholaelia digbyana*)




*Dendrobium victoria-reginae*



*Epigeneium nakaharaei*



*Rhyncholaeliocattleya* Norman's Bay  
'Gothic' AM/AOS  
(Rc. Hartland x C. Ishtar)



*Clowesia* Black Jade 'JEM' HCC/AOS  
x *Catasetum* Frilly Doris 'SVO' AM/AOS



*Cattleya aclandiae*  
(*aclandiae* '3141'  
x *aclandiae* 'Exotic Jaguar')



## Around the Greenhouse -- Editor's keikis

Letters to the editor are always welcome. Your feedback about any issue that is on your mind will help us improve our Society, as well as the newsletter. Please write to me at [msabolcik@cjryouth.org](mailto:msabolcik@cjryouth.org) or P.O. Box 610 Litchfield CT 06759.

Dear Readers—

Let's just stop pretending that I am going to get this thing out in a timely fashion.....

All joking around aside, please let us on the board know what you want to see from your club, now is the time we are planning events, vendors, changes and the like, and fresh perspectives from members are always welcome. Please consider helping out at a show, you never know if your plant may win a ribbon, trophy, AOS award, or cash prize. (Full disclosure, those are listed in ascending order or rarity and difficulty to pull off, but in my brief time in the club showing my plants, have pulled off all of these.) I also have a brutal streak of competition in me, and it tickles me to have the COS show up on a neutral field, and walk off with all the glory and prizes. Help us out by lending us your plants when the time comes!

## Directions to Farmington Senior Center

321 New Britain Avenue, Unionville, CT

From the North or East: Take I-84 west from Hartford to exit 38

(Rt. 6). Proceed west. Turn right onto New Britain Ave. Farmington Senior Center is at 321 New Britain Avenue next to the police station. From the South: Take Rt. 9 north to I-84 west. Proceed as above.

From the West: Take I-84 east to exit 37 (Fienemann Rd.).

Turn left on Fienemann Rd., go over the highway, then turn left onto Rt. 6. Follow Rt. 6 west. Turn right onto New Britain Ave. Farmington Senior Center is at 321 New Britain Ave. next to the police station.



*C. Lueddemanniana*  
x Circle of Life 1st  
bloom seedlings from  
Odom's





## CULTURE

# My Addiction to Miniature



*Alan Koch of Gold Country Orchids is well known for his compact cattleya hybrids. Here, he tells readers how to best grow these petite gems as well as his motivation for creating them.*

MY ORCHID ADDICTION STARTED many years ago as a college student. My freshman botany professor gave a lecture on orchid pollination that opened my eyes to the wide variety in the orchid family. I had been given three cymbidiums by an aunt, and following the lecture I went to a local orchid vendor and made my first purchase of orchid plants. And so the obsession began.

Like many growers, my first purchases were based on what I liked, not where I was growing. There were many fatalities in the early years, but soon my small apartment was taken over by the orchids. As my addiction became more serious and my orchid collection grew, I learned that environment was an important factor in successful home orchid growing. I moved into a larger apartment with a south-facing covered balcony, and much better light in the living room for my orchids. It never occurred to me

to stop buying more orchids. The obsession continued and I moved to a house and put in a very nice greenhouse, but once again the greenhouse wasn't large enough for my growing collection and I had to move again. I rented a large commercial greenhouse for a time, but I finally came up with the solution — 10 acres (.04 sq km) of land.

Today I have three commercial double-wall polycarbonate computer-controlled greenhouses with rolling benches. Our nursery is located in the foothills of the Sierra Nevada Mountains of Northern California, in a beautiful citrus belt that the 49ers (the gold miners, not the football team) called the Thermal Lands because of its milder winters. Our challenge during the summer is low humidity, so when building the greenhouses, we put down 12 to 18 inches (30 to 45 cm) of crushed rock to buffer the effects of the outside dry air. Our greenhouses are 21 feet (6.5 m) tall and designed with a large internal air volume to moderate the temperature swings. The majority of the orchids are in clay pots with New Zealand sphagnum moss, which raises the humidity around the plants slightly; however, plants that need to dry more quickly are mounted or grown in baskets.

**OBSESSION WITH MINIATURES**  
In the mid to late 1970s, I started to see a few articles in the *AOS Bulletin* (now *Orchids*) about miniature species and miniature cattleyas. Having run out of room (again), I started to replace the larger cattleyas, dendrobiums and oncidiums with the plants about which I was reading. I started with *Cattleya Small World* (*aclandiae* × *luteola*) and *Sophrulaelia Psyche* (*L. cinnabarina* × *Soph. coccinea*), plants that I still have today. I soon found myself looking at the ads in the back of the *Bulletin* before I read the articles, and began to purchase plants from the advertisers. I was assembling a fantastic collection of miniatures before long and found with the miniature cattleyas that the flowers lasted longer than their larger relatives.



# Cattleyas

TEXT BY ALAN KOCH/PHOTOGRAPHS BY GREG ALLIKAS



OPPOSITE Alan Koch of Gold Country Orchids surrounded by cattleyas in his greenhouse in the Sierra Nevada Mountains of Northern California.

THIS PAGE Breeding for three generations has intensified the splash-petal effect of the flowers on this *Laelia lucasiana*. Grower: Gold Country Orchids.



the colors of the flowers were brighter and the plants bloomed more often. I had found my niche.

I was blessed to be in California, as I was able to meet and talk to a veritable who's who of orchid breeders, people like Hugo Freed, Earnest Hetherington, Joanne Brown, Herb Hager and Bob Jones, to name a few. They freely shared their vast knowledge with me and I know their mentoring helped me become a better grower. My good fortune continued, and while selling at the Santa Barbara International Orchid Show in 1981, my sales booth happened to be next to that of Frank Fordyce of Fordyce Orchids. Over the course of the show we became friends and he has had the greatest influence on me by inspiring me to focus my breeding program on miniature cattleyas.

A trip to Hawaii in the spring of 1985 convinced me of the best way to breed orchids. I visited a relatively new nursery called H&R, located on the windward side of Oahu. Roy Tokunaga (the "R" in H&R), had worked for years at E&R Orchids of Hawaii, learning many of the techniques he was now employing in his own nursery. He proudly showed me around the beautiful nursery, and we shared what we were doing and what we hoped to accomplish. Tokunaga invited my wife and me to dinner and a friendship developed, with family, food and orchids. After several hours of talking about orchids, our wives proclaimed us

ABOVE *Sophrolaeliocattleya* Sierra Perfection 'Perfect Circle' (Sierra Doll x Sc. Carol Lynn), registered by Gold Country Orchids in 2004.

clones, identical twins separated at birth. Over the past 22 years, Tokunaga and I have exchanged our knowledge, sharing both successes and failures. The greatest information he shared with me that first evening was papers he had saved from Haruyuki Kamemoto, PhD, one of his college professors at the University of Hawaii. It was from these papers that I discovered the importance of genome breeding and how to apply this to the *Cattleya* alliance.

Years ago, breeders kept everything close to the vest and would not share information. Today's growers and breeders are more open; Tokunaga and I readily share information with others working with cattleyas, such as Gene Crooker of Carter and Holmes in Newberry, South Carolina, Mike Bleitz of Exotic Orchids of Maui, and many others. Working with these friends has been rewarding in so many ways, as new miniature cattleya hybrids are created and then improved upon.

**CULTURE BASICS** Most hybrids are easier to flower than the species behind them, and usually flower more often. *Cattleya luteola* and *Laelia pumila* are both easy to grow, but most people try to grow them too bright. Light seems to be the number-one reason people don't flower their

miniature cattleyas. When growing in windowsill conditions, your plants should be as close to the window as possible, without letting the leaves feel warm to the touch at the hottest part of the day — not on a coffee table 3 feet (.9 m) from the south window or in the center of the room. A south or east window is always preferred; however, a west window will work sometimes if it isn't too warm. When growing under lights, keep moving the plant up closer to the light until the leaves no longer feel cool to the touch. This is commonly referred to as "the touch test," and the plant will indicate when it is in as bright a light as it can handle. The leaves will start to feel warm to the touch as the plant can no longer pull enough water up to cool itself. This can be applied to greenhouse growing as well.

When miniature cattleyas are receiving too much light many of them will turn red, a build up of anthocyanin pigment in the leaves. It is also true that if you are growing in low humidity, the plants can't take as much light, so when growing indoors, we highly recommend the use of humidity trays. We try to maintain about 60 percent humidity, which prevents the plants from drying out too quickly. There is no reason to mist orchids in the home because the humidity trays are much more efficient. If you are growing in a greenhouse, you should mist your orchids only early in the day so they will dry off before evening. Make sure the plant is not sitting in water, as cattleyas do not grow well with "wet feet."

Watering is one of the most important things and yet it is the hardest thing to teach a new employee at the nursery. We have hard water and most of the miniature cattleyas will struggle if there is a build-up of salts in the medium. We use a long water cycle about once a month (often referred to as leach watering) to keep from getting a build-up of salts. We will let the overhead sprinklers rain down on the plants for 30 to 45 minutes. As a general rule, the harder your water, the longer your water cycle should be. We grow quite a few species that are sensitive, so we keep bottles of distilled water in the nursery to pour through the pots of these plants after we have finished watering.

Air movement is also an important factor on how bright you can grow your plants. If you have good air movement in your growing area, the plants will be



## Hybridizing Miniature Cattleyas for Hobby Growers

BREEDING cattleyas for the hobby grower is my passion. Growing orchids should be a fun and rewarding hobby. The plants you grow should thrive and flower well in a greenhouse, under lights or on a windowsill. Many of the plants we started with more than 30 years ago would flower only once a year or would not flower at all unless they were subjected to temperatures below 55 F (13 C) for two weeks, not a friendly environment for the home grower. When we started our breeding program, we set out to find parent plants that would flower in lower light, did not need arctic conditions to initiate flowering, and bloomed twice or more a year. Some plants that seemed obvious to start this project included *Laelia* (syn. *Sophranitis*) *pumila*, *Cattleya luteola*, *Cattleya walkeriana* and *Sophranitis coccinea*. One such plant fell into our lap when we were given a division of *Laelia* (syn. *Sophranitis*) *alaorii* 'LASCA' from the Los Angeles State and County Arboretum.

*Laelia pumila* and *Cattleya luteola* were obvious candidates because they both bloom at least twice a year and do not need a chill to flower. Another important point was they would flower in about the same light as a phalaenopsis or, in the case of *C. luteola*, even less. *Cattleya walkeriana* requires bright light to grow and flower, but blooms autumn and spring with long-lasting fragrant flowers. Because these plants would flower without a chill, we tried making a few crosses with them and determined that the need for bright light to grow and flower was recessive when crossed to plants that would flower in lower light. We knew there were a lot of problems with *Soph. coccinea* when we decided to use it for our breeding program, but there were too many advantages to ignore. *Sophranitis coccinea* is a notorious cool grower that does not do well in bad water. We obtained a low-elevation form of the species that grew warmer and crossed it with the higher-elevation form that had better color and shape. Over seven generations, we bred for warmth tolerance in this beautiful species and developed a race that was far easier to grow and flower and could survive our very hot summers in the Sacramento Valley. This was a key plant to our breeding program due to its full round flowers of large size when compared to the



CHARLES MARDEN FITCH

ABOVE *Sophrolaeliocattleya* Sierra Gem 'Pure Gold', HCC/AOS (Hazel Boyd × *Sl.* Pole Star). Grower: Gold Country Orchids.

size of the plant, as well as its ability to flower several times a year and tendency to send multiple front lead growths.

The big surprise to us was *L. alaorii*. We knew it flowered well without a chill and that it did not require bright light to flower, but we didn't know it would flower three to four times a year. We now have a large plant that is in flower from March through the end of November. It seems to flower from every new lead it produces with the exception of the ones produced in the winter. Our first cross was to put it on *Soph. coccinea* as the primary bloom season for it is when *L. alaorii* isn't in flower. We discovered *L. alaorii* was color recessive, yielding reds, oranges and bright coral flowers. The cupped shape also was recessive, which led us to name this new hybrid *Sophrolaelia* Coral Orb due to its full round flat flowers.

For modern miniatures, we needed tetraploid plants of primary hybrids to build a successful breeding program that would last many years because their genetics are more stable and their progeny more consistent. We would look for tetraploid species to purchase or make sibling crosses of species and treat them with colchicine or orzalin to induce tetraploid plants. Another method was to make a primary hybrid between two species and chemically treat the offspring with colchicine or orzalin to get tetraploid plants. We crossed a tetraploid *Soph. coccinea* with a tetraploid *L. pumila* to remake *Sophrolaelia* Orpetii. This has been one of our most important building blocks because it has large, flat, rich fuchsia-pink flowers that

bloom two to three times a year. Hybrids from *Sl. Orpetii* are free flowering, have long-lasting flowers and are of above-average quality.

*Laeliocattleya* Mini Purple, a cross of *C. walkeriana* with *L. pumila*, is another one of the key building blocks with large flowers that are long-lasting on compact-growing plants that flower twice a year. This has been a wonderful parent for autumn- and spring-flowering lavender and splash-petal crosses. For yellow to red progeny, we use either *Sophrocattleya* Beaufort, a cross of *C. luteola* with *Soph. coccinea* or *Sophrolaelia* Pole Star, a cross of *Laelia briegei* with *Soph. coccinea*. Either of these combinations allows us to achieve multiple flowerings per year, bright rich colors and long-lasting flowers.

*Sophrolaelia* Pole Star has proven to be the surprise winner among the numerous building blocks that we have developed. The plant is compact in its growth habit and will start to flower in 1-inch (2.5-cm) pots. The flowers are held above the foliage on a stiff upright inflorescence that will carry up to six 2-inch (5-cm) flowers with colors from pure yellow to pure red and all the sunset tones between. The flowers are long lasting; up to 10 weeks in the winter and spring and six to eight weeks in the summer. It has been a consistent parent, giving above-average progeny that seem to take on the best attributes of both parents. Our favorite hybrid from *Sl. Pole Star* to date is with *Sophrolaeliocattleya* Hazel Boyd to make *Sophrolaeliocattleya* Sierra Gem. The best thing about this hybrid is the exceptionally long-lasting flowers of excellent substance held well above the foliage. The growth of the plant is also important in that the *L. briegei* behind the *Sl. Pole Star* even cleans up the twisting growth of *Slc. Hazel Boyd*.

A few years ago we crossed *L. lucasiana* 'Maria Christina', AM/AOS, with *Cattleya harrisoniae* (syn. *harrisoniana*) var. *violacea* and treated the plants with a chemical to induce tetraploids. The seedlings that have been flowering from the cross have been deep fuchsia-pink to sparkling purple with a sulphur-yellow lip. The compact and upright plants have four to six 3-inch (7.5-cm) flowers held well above the foliage that last six to eight weeks, depending on the temperature. The plants flower at least twice a year, which makes this an excellent addition to our breeding program. — Alan Koch.



able to handle more light. We have fans going 24 hours a day, which lets the plants dry out more quickly and helps to reduce disease. Plants are living, breathing organisms and benefit from buoyant air. Since most of the miniature cattleyas do best when allowed to dry out between watering, the fan is a great asset, but use one in proportion to your growing area. A soft, gentle breeze is all you are trying to duplicate, not a hurricane.

Nutrition will separate the good grower from the outstanding grower. We always water our plants prior to applying fertilizer. We use a five-week watering rotation all year long. In week one, we apply a balanced fertilizer as a drench. We use a blend that we have developed for our own water quality. However, if you have a small collection

ABOVE The influence of *Laelia* (syn. *Sophranitis*) *briegeri* on *Otaara* Sierra Fires (*Ctna. Why Not* × *Blc. Sunday*) is evident in the sunset-toned flowers held above the foliage on good strong inflorescences. Grower: Gold Country Orchids.

we suggest a 20-20-20 formula. If you have a large collection and good water quality, we suggest the Michigan State University formula for reverse osmosis (RO). If your water is hard, you might try the MSU formula for well water.

During week two, we apply a micronutrient package as a foliar feeding after watering. Most foliar feeding occurs under the leaf, so it is important to get your spray under the leaves. We use a commercial spray that is not available to the general public. However, we recommend Flora Micro

and Flora Micro for Hard Water from General Hydroponics for the home orchid grower. These are highly purified concentrates for micronutrition.

In week three, we go back to a drench feeding with the balanced fertilizer. It is important to note that macronutrition, such as nitrogen, potassium, phosphorous, calcium and magnesium, is best absorbed by the root system of your orchid, whereas the micros are absorbed more efficiently by the macropores found under the leaves.

During week four we return to the foliar feeding of the micronutrients; however, this time, we add seaweed extract to our spray. Sea kelp aids in the absorption of nutrients and has vitamins and hormones that support and strengthen hearty, thriving plants.

In week five, all we do is a thorough leach watering. Late spring through early autumn we use the fertilizer at full strength, and during the rest of the year we cut back to three-quarter strength because we do not have the same light intensity. By the middle of winter we are down to half-strength solution.

We repot plants every two years to prevent salt build-up in the medium. We use high-quality sphagnum moss from New Zealand and use a collaring technique. We wrap strands of the long-fiber moss in a circle around the rhizome and upper portion of the rootball so that it just fits into the clay pot and the bottom half of the pot is empty with the exception of a few roots. Other mixes will work well as long as you include some organic medium in your mix.

Orchids don't require a lot of tender loving care, but they can't be treated like the common houseplant either. I am thankful that I started this obsession those many years ago, and hope that these suggestions will help you discover the joy of growing miniature cattleyas. But be careful — they are habit-forming.

*Alan Koch serves the AOS as a trustee, an accredited judge and a member of the Special Funding Committee. At the semiannual meetings, he serves as auctioneer, providing an evening of lively entertainment. He frequently lectures and writes about miniature cattleyas. Alan is also a director of the Orchid Digest Corporation. Gold Country Orchids, 390 Big Ben Road, Lincoln, California 95648 (e-mail gcorchids@aol.com).*




# A Gallery of Cattleya Hybrids

Grown by Gold Country Orchids



CHARLES MARDEN FITCH

*Sophrolaelia Orpetii*  
'Bonanza', AM/AOS  
(*Soph. coccinea* x  
*L. pumila*)



*Sophrolaella* El Dorado Sunrise  
'Gold Country', CCM/AOS  
(Tiny Red Bullet x *L. briegei*)



JOHN STEWART

*Sophrolaeliocattleya* Twinkle Twinkle 'Solar Flare', HCC/AOS (Precious Stones x *C. intermedia aquinii*)



RICHARD E. FLEIG

*Sophrolaeliocattleya* Gold Nugget 'El Dorado', HCC/AOS (Beaufort x Kauai Starbright)



*Sophrolaeliocattleya* Seagull  
Mini-Cat Heaven 'Miami Sunrise',  
HCC/AOS (*Sc. Beaufort* x Tangerine Jewel)



JOHN STEWART

*Sophrolaeliocattleya* Firelighter 'Ember', AM/AOS (Bright Angel x *Sl. Orpetii*)



*Sophrolaeliocattleya* Brillig 'Orange Gem',  
HCC/AOS (Yellow Doll x *Sl. Psyche*)




RICHARD CLARK

*Sophrolaeliocattleya* Gold Nugget 'Big Ben',  
HCC/AOS (*Sc. Beaufort* x *Kauai Starbright*)



JOHN STEWART

*Potinarra* Little Toshie 'Gold Country',  
HCC/AOS (*Sc. Beaufort* x *B/c. Toshie Aoki*)



G. FULKS

*Sophrolaelia* Sparkler 'Ruby Fire',  
HCC/AOS (*Soph. cernua* x *Jinn*)



*Hawkinsara* Keepsake 'Prolific',  
AM/AOS (*Slc. Precious Stones*  
x *Ctns. Why Not*)

ELDRIDGE HUBER





*Sophrolaelia Orpetii* 'Garnet Sea',  
HCC/AOS (*Soph. coccinea* x  
*L. pumila*)




RICHARD E. FLEIG

*Sophrolaeliocattleya* Pink Doll 'Little Mak',  
HCC/AOS (Tangerine Jewel x *L. pumila*)



RAMON DE LOS SANTOS

*Sophrolaeliocattleya* Dream Cloud 'Super  
Nova', HCC/AOS (*C. Little Dipper* x *Sl. Orpetii*)



*Sophrolaeliocattleya* Bright Angel  
'Rojo Grande', HCC/AOS (Precious  
Stones x *Soph. coccinea*)



CRAIG J. PLAIN DDS

*Sophrolaeliocattleya* Sierra Doll 'El Dorado',  
AM/AOS (Pink Doll x *C. walkeriana*)



RAMON DE LOS SANTOS

*Laeliocattleya* Samba Crown 'El Dorado', HCC/AOS (*L. sincorana* var. *coerulea* × *C. warneri* var. *coerulea*)



CHARLES MARDEN FITCH

*Laellocattleya* Case 'Gold Country', AM/AOS (Mini Purple × *C. walkeriana*)

American Orchid Society Northeast Judging Center

# Orchid Auction & Holiday Party

*December 16, 2017*

**Bartlett Arboretum  
Stamford, CT**

**10:30 am**

Auction Preview 9:30 am

- Auction of many rare and choice orchids
- Special Raffle of a Premier Orchid Plant
- Complimentary buffet lunch

**Bartlett Arboretum & Gardens  
151 Brookdale Road  
Stamford, Connecticut**

**1.5 miles north of the Merritt Parkway and  
6 miles from downtown Stamford.**



**Auction List**

<b>#</b>	<b>ITEM</b>	<b>Description</b>
1	E. Jonathan Guerrero (E. cordigera x E. Lee Ward)	
2	C. Irene Finney 'York' AM/AOS	
3	Rlc. Thorntonii (Rl. digbyana x C. gaskelliana)	
4	Onc. sphacelatum	
5	Bratonia Green Goddess	
6	Phaius tankervilleae	
7	Den. purpureum	
8	Brassidium Fly Away 'Miami' HCC/AOS	
9	Beallara (Syn. Aliceara) Purple Passion	Established Division
10	Den. chrysotoxum	Division; fragrant
11	Den. linguella	Specimen
12	Gongora gratulabunda	Division
13	Gongora claviodora	
14	Gongora scaphephorus	Division
15	L. anceps 'Elizabeth Eyes' AM/AOS	Original Division
16	Coelogyne pandurata (Philippines)	Division
17	Den. archipelagense 'Irene' CHM/AOS	Division of awarded plant
18	Den. rhodostictum	
19	Beallara (Syn. Aliceara) Purple Passion	Division
20	Bulbophyllum membranaceum	
21	Dendrobium Adastra	from the collection of C. M. Fitch
22	Lockhartia lunifera	Division
23	Rlc. Golf Green 'Hair Pig'	
24	Lockhartia amoena	Division
25	Lockhartia acuta	Division
26	Leptotes bicolor	Division
27	Bulb. stelis 'Irene' CHM/AOS	Division
28	Coelogyne pandurata (Philippines)	Division
29	Den. distichum	Division
30	Bulb. comberi	
31	Brassia maculata	Division
32	Bulb. levanae	
33	Den. gibsonii	
34	Den. Lori's Star	
35	Bulb. sanguineopunctatum 'Pink'	
36	Brassia maculata	Division
37	Bulb. cryptophoranthus	
38	Bulb. Frank Smith	
39	Bulb. odoratum (Mindanao)	
40	Onc. Pacific Command	Division
41	Coelogyne pandurata (Philippines)	Division
42	Flask: Bc. Mari's Glory 'Abby's Surprise' AM/AOS x C. Circle of Life 'Trailblazer' AM/AOS	
43	Phrag. Penns Creek Cascade	Division
44	Bulb. Daisy Chain	
45	Bulb. stelis 'Irene' CHM/AOS	Division
46	Pleurothallis gelida	
47	Bulb. vanvuureonii	
48	Coel. marmorata	Division
49	Onc. parviflorum 'Irene' CHM/AOS	Division
50	Beallara (Syn. Aliceara) Purple Passion	Division
51	Wilsonara Bonne Nuit	Division
52	Paph. Susan Booth	Division
53	Bulb. Sunshine Queen	
54	Coel. chloroptera	Division
55	Stanhopea connata	Division
56	Bulb. Saurocephalum	Division
57	Sterling Silver Phalaenopsis earrings	

**Auction List**

<b>#</b>	<b>ITEM</b>	<b>Description</b>
58	Gongora powellii (Syn. leuchochila)	
59	Bulb. odoratum (Mindanao)	
60	Den. spectabile	
61	Miltassia Mossy Knoll	
62	Onc. harrisonianum	
63	Coel. pandurata 'Wildcliffe'	From the collection of Rita Cohen
64	Rlc. George King 'Serendipity' AM/AOS	Original division from the awarded plan
65	Ludisia discolor	Division
66	Onc. Margo Servos	from the collection of C. M. Fitch
67	Den. kingianum	Specimen
68	Bulb. comberi	
69	Miltassia Cairns 'New River'	Division
70	Miltassia Lady Susana Walton	Division
71	Epidendrum parkinsonianum	
72	Coel. pandurata 'Wildcliffe'	From the collection of Rita Cohen
73	Maxillaria variabilis	Specimen
74	Masdevallia coccinea v. alba	Mature Plant
75	Rlc. Nacouchee 'Mission Valley' AM/AOS	This is a heritage plant, and from the ru
76	Miltonia moreliana 'Royalty' AM/AOS	Award Plant Division
77	Bulbophyllum physometrum	BS
78	Aer. rubescens 'Maplewood' AM/AOS	NBS
79	V. Pink Fairy 'Maplewood'	NBS
80	Cym. Spark Sprite 'Sparky'	
81	Calanthe (Grouville x vestita)	BS
82	Rlc. George King 'Southern Cross' AM/AOS	an excellent plant from the clonings
83	Masd. scabrilunguis	
84	Masd. herraduræ	
85	Masd. bennittii	
86	Masd. mejianna	
87	Habenaria carnea ('Mem. Ruffles' AM/AOS x outcross).	Leon Glicenstein's breeding
88	Flask: Rlc. George King 'Serendipity' AM/AOS x C. hoehnei	
89	(V. coerulea x Vandachostylis Rainbow Stars 'Blue Tip')	
90	Dendrochilum tenellum	
91	Coelogyne ochracea (syn. Nitida) 'Kobe'	
92	Brassia Rex 'Okika' (verrucosa x gireoudiana)	Multigrowth robust plant; named, but r
93	Oncidium sphacelatum 'Sunbeam' AM/AOS	Multiple new and old growths
94	Zygopetalum maculatum (syn intermedium and/or mackayi)	
95	Masdevallia Bay Breeze 'Claret' AM/AOS	Division of award plant; well established
96	Bc. Maikai 'Louise' AM/AOS	12" cedar basket
97	C. labiata var. semi alba 'IV' x C. labiata var. semi alba 'Cassola'	
98	Bulb. Lasiorchilus (red form)	
99	Neofinetia (Vanda) falcata	
100	Cheesecake Cupcakes	
101	Paphiopedilum Rand Waddoups (Lehua Orchids) (Paph.superbiens 'Lehua Magnifico' AM/AOS x Paph. Venus Knight)	
102	C. Intermedia Var. alba 'Penn Valley' AM/AOS	Mother Division
103	Paphiopedilum Presidential Flight (Paph.President Fred 'Tall Elegance' x Paph. Flighty Fred In Red)	Lehua Orchids
104	Paphiopedilum Petula's Pride	Lehua Orchids
105	C. walkeriana 'The Chairman' AM/AOS	Division of the original plant'
106	Paphiopedilum philippinense	
107	Cym. (?? X Pumilow)	warmth tolerant; fragrant; in bloom.
108	Miltonia spectabilis var. alba 'Kyleidoscope'	
109	Blc. Carolina Splendor 'Krull Smith'	Division from the original plant